
La-MAML: Look-ahead Meta Learning for Continual Learning, ML Reproducibility Challenge 2020

Joel Joseph

Indian Institute of Technology (BHU), Varanasi
joel.joseph.mec17@iitbhu.ac.in

Alex Gu

Massachusetts Institute of Technology
gua@mit.edu

Reproducibility Summary

The Continual Learning (CL) problem involves performing well on a sequence of tasks under limited compute. Current algorithms in the domain are either slow, offline or sensitive to hyper-parameters. La-MAML, an optimization-based meta-learning algorithm claims to be better than other replay-based, prior-based and meta-learning based approaches.

Scope of Reproducibility

According to the MER paper [1], metrics to measure performance in the continual learning arena are Retained Accuracy (RA) and Backward Transfer-Interference (BTI). La-MAML claims to perform better in these values when compared to the SOTA in the domain. This is the main claim of the paper.

Methodology

We used the author's code which was pretty new and built on the latest packages. We tried it on Free Google Colab Notebooks (Tesla T4 GPU). We simply ran the code according to the instructions given in the official implementation. We found that the results were very similar to the ones given in the paper.

Results

We reproduced the accuracy to within 4% of the reported value, which supports the paper's conclusion that it outperforms the baselines.

What was easy

Running the code was easy. The packages used for the official implementation were the latest. It was easy to incorporate Weights and Biases into the implementation.

What was difficult

For some of the experiments, the computational requirement was too high. For example, the MNIST Many Permutations Dataset requires more than 12GB of RAM to pass into the loader. Further, some other experiments exceeded 12 hours of running time due to which we had to use less powerful GPUs.

Communication with original authors

For most of the experiments concerning the main claim of the paper, the code was enough from the official repo provided by the authors on Github. However, reproducing some of the figures and the tables involving Gradient Alignment and Catastrophic Forgetting visualization proved to be difficult due to those parts not being published. We were able to contact the authors and received help for those experiments.

1 Introduction

The Continual Learning domain involves learning to perform well on an unknown number of sequentially arriving tasks. Ofcourse, if you had infinite compute, this might be a trivial problem. But CL involves learning on limited compute.

Catastrophic Forgetting is the main problem to achieving this feat i.e. when you learn new tasks, you tend to forget the old tasks. This is in turn caused by Gradient Interference during new updates to the model.

Various Solutions have been developed to solve this problem which involve using a Replay Buffer, sample efficient Objectives or developing appropriate priors.

La-MAML interestingly uses mechanisms from all three solutions. In terms of RA and BTI values MER is the State of the Art before La-MAML. La-MAML performs better than MER on RA, BTI and training time metrics.

2 Scope of reproducibility

- Claim 1: La-MAML achieves better RA/BTI values than MER on the MNIST datasets
- Claim 2: The performance increase obtained increases as we move to real world datasets such as CIFAR and Imagenet
- Claim 3: Learnable LRs and the sample efficient objective of La-MAML are especially responsible for the increase in performance.

3 Methodology

We used the author’s code for most of the experiments.

All of our experiments have been run on free compute that we could get access to. For the short experiments involving less than an hour, we used Google Colab Notebooks (Tesla T4 GPU). For 2-8 hour-ed experiments we used Kaggle Notebooks (Tesla). For experiments which are more time consuming than that, we used the GPUs provided by our college (Tesla P4 GPU). And finally for experiments that require more than 20GBs of RAM such as the ones on the MNIST datasets, we used the 10 hour GPUs provided for free by Codeocean.

We used Weights and Biases to keep track of our experiments. It is very easy to incorporate and provides free cloud storage to make the results of our experiments publicly available.

3.1 Datasets

Table 1: Datasets

	ROTATIONS	PERMUTATIONS	MANY	CIFAR-100	TINYIMAGENET
No. of Tasks	20	20	100	20	40
No. of samples per task	1000	1000	200	2500	2500
No. of classes per task	10	10	10	5	5
Total no. of samples	20,000	20,000	20,000	50,000	100,000

MNIST Rotations

It is a variant of the MNIST dataset of handwritten digits [2], where each task contains digits rotated by a fixed angle between 0 and 180 degrees.

MNIST Permutations

[4] It is a variant of MNIST, where each task is transformed by a fixed permutation of pixels. In this dataset, the input distribution for each task is unrelated.

MNIST Many Permutations

It is a variant of MNIST Permutations that has 5 times more tasks (100 total) and 5 times less training examples per task (200 each).

CIFAR-100

Incremental CIFAR100 [5], a variant of the CIFAR object recognition dataset with 100 classes [6], where each task introduces a new set of classes

TinyImageNet-200

Tiny Imagenet is a scaled down version of ImageNet dataset [7].

3.2 Architecture

La-MAML uses the same architecture and experimental settings as in MER [1], allowing it to compare directly with their results. La-MAML uses the cross-entropy loss as the inner and outer objectives during meta-training.

Table 2: La-MAML Architecture for MNIST Datasets

Linear(784, 100)
ReLU()
Linear(100, 100)
ReLU()
Linear(100, 10)

3.3 Pseudocodes

Theory	Implementation
<pre> for $t := 1$ to T do for $ep := 1$ to num_{epochs} do for batch b in $(X^t, Y^t) \sim D_t$ do $k \leftarrow sizeof(b)$ $b_m \leftarrow Sample(R) \cup b$ for $n = 0$ to $k - 1$ do Push $b[k']$ to R with reservoir sampling $\theta_{k'+1}^j \leftarrow \theta_{k'}^j - \alpha^j \cdot \nabla_{\theta_{k'}^j}$ end for $\alpha^{j+1} \leftarrow \alpha^j - \eta \nabla_{\alpha^j} L_t(\theta_k^j, b_m)$ $\theta_0^{j+1} \leftarrow \theta_0^j - max(0, \alpha^{j+1}) \cdot \nabla_{\theta_0^j} L_t(\theta_k^j, b_m)$ </pre>	<pre> for task in task_loader: for ep in num_epochs: for X,Y in task: for glance in glances: model_clone = model.clone() bx, by = (X,Y) + sample(Memory) for x,y in X,Y: model_clone.inner_update(x, y) meta_loss += lossfn(model_clone(bx), by) learning_rate.update(meta_loss) model.meta_update(meta_loss, learning_rate) </pre>

3.4 Hyperparameters

We used the default hyperparameters that were given in the paper. The authors however used a gridsearch to arrive at their values.

3.5 Experimental setup and code

We provide clear steps to setup the experiment on various free platforms such as Codeocean, Google Colab, Kaggle or Paperspace, in our Github repo.

Include a description of how the experiments were set up that's clear enough a reader could replicate the setup. The measure used to evaluate the code is the Final Test Accuracy and the BTI values. Link to our code - Github

3.6 Computational requirements

We have indicated the time required to run each experiment in the Results tables. Due to the limitations of Free-GPUs, we ran our experiments mainly on four different type of systems:

1. Colab - Fastest. Tesla T4 GPU. It gives maximum 12 hours of continuous usage.
2. Kaggle - Tesla P100 GPU. It gives 40 hours of GPU per week, with maximum 9 hours of continuous usage.

3. Institute GPU - Slowest. Tesla P4 GPU. It gives unlimited continuous usage. Provided by the Indian Institute of Technology for its students only.

4. Codeocean - Tesla K80. It gives total 10 hours of GPU usage per month. More than 12 GB of RAM is available.

Most of the experiments were done on Kaggle Notebooks. Some experiments required more than 9 hours of continuous running time, for which we used the Institute GPU. The MNIST Many Permutations experiment requires more than 12GBs of RAM, due to which we used Codeocean for running the experiments.

4 Results

Our results confirm the main claims of the paper. We were able to reproduce metrics close to 4% of the original paper.

4.1 Results reproducing original paper

4.1.1 Result 1

Table 3: Original Result

METHOD	ROTATIONS		PERMUTATIONS		MANY	
	RA	BTI	RA	BTI	RA	BTI
ONLINE	53.38 ± 1.53	-5.44 ± 1.70	55.42 ± 0.65	-13.76 ± 1.19	32.62 ± 0.43	-19.06 ± 0.86
EWC	57.96 ± 1.33	-20.42 ± 1.60	62.32 ± 1.34	-13.32 ± 2.24	33.46 ± 0.46	-17.84 ± 1.15
GEM	67.38 ± 1.75	-18.02 ± 1.99	55.42 ± 1.10	-24.42 ± 1.10	32.14 ± 0.50	-23.52 ± 0.87
MER	77.42 ± 0.78	-5.60 ± 0.70	73.46 ± 0.45	-9.96 ± 0.45	47.40 ± 0.35	-17.78 ± 0.39
C-MAML	77.33 ± 0.29	-7.88 ± 0.05	74.54 ± 0.54	-10.36 ± 0.14	47.29 ± 1.21	-20.86 ± 0.95
SYNC	74.07 ± 0.58	-6.66 ± 0.44	70.54 ± 1.54	-14.02 ± 2.14	44.48 ± 0.76	-24.18 ± 0.65
LA-MAML	77.42 ± 0.65	-8.64 ± 0.403	74.34 ± 0.67	-7.60 ± 0.51	48.46 ± 0.45	-12.96 ± 0.073

Table 4: Results on MNIST Dataset

METHOD	ROTATIONS		PERMUTATIONS		MANY	
	RA	BTI	RA	BTI	RA	BTI
C-MAML	78.5±0.8 (5 mins)	-7.0±0.3	74.3 (5 mins)±0.6	-10.7±0.1	45.7 (10 mins)±0.9	-22.3±1.0
SYNC	73.0±1.2 (7 mins)	-14.7±1.2	59.3 (7 mins)±2.3	-19.5±0.8	42.6 (16 mins)±1.3	-23.5±0.7
LA-MAML	77.8±0.5 (6 mins)	-8.4±0.4	75.2 (5 mins)±0.3	-6.9±0.7	47.9 (16 mins)±0.4	-13.4±0.1

This table supports the claim that La-MAML performs better than the SOTA approaches. It also supports the claim that the asynchronous update mechanisms and the objective function both contribute significantly in increasing the performance. The values we got are within 1% of those given in the paper.

4.1.2 Result 2

Table 5: Original Result

METHOD	CIFAR-100				TINYIMAGENET			
	MULTIPLE		SINGLE		MULTIPLE		SINGLE	
	RA	BTI	RA	BTI	RA	BTI	RA	BTI
IID	85.60 ± 0.40	-	-	-	77.1 ± 1.06	-	-	-
ER	59.70 ± 0.75	-16.50 ± 1.05	47.88 ± 0.73	-12.46 ± 0.83	48.23 ± 1.51	-19.86 ± 0.70	39.38 ± 0.38	-14.33 ± 0.89
ICARL	60.47 ± 1.09	-15.10 ± 1.04	53.55 ± 1.69	-8.03 ± 1.16	54.77 ± 0.32	-3.93 ± 0.55	45.79 ± 1.49	-2.73 ± 0.45
GEM	62.80 ± 0.55	-17.00 ± 0.26	48.27 ± 1.10	-13.7 ± 0.70	50.57 ± 0.61	-20.50 ± 0.10	40.56 ± 0.79	-13.53 ± 0.65
AGEM	58.37 ± 0.13	-17.03 ± 0.72	46.93 ± 0.31	-13.4 ± 1.44	46.38 ± 1.34	-19.96 ± 0.61	38.96 ± 0.47	-13.66 ± 1.73
MER	-	-	51.38 ± 1.05	-12.83 ± 1.44	-	-	44.87 ± 1.43	-12.53 ± 0.58
META-BGD	65.09 ± 0.77	-14.83 ± 0.40	57.44 ± 0.95	-10.6 ± 0.45	*	*	50.64 ± 1.98	-6.60 ± 1.73
C-MAML	65.44 ± 0.99	-13.96 ± 0.86	55.57 ± 0.94	-9.49 ± 0.45	61.93 ± 1.55	-11.53 ± 1.11	48.77 ± 1.26	-7.6 ± 0.52
LA-ER	67.17 ± 1.14	-12.63 ± 0.60	56.12 ± 0.61	-7.63 ± 0.90	54.76 ± 1.94	-15.43 ± 1.36	44.75 ± 1.96	-10.93 ± 1.32
SYNC	67.06 ± 0.62	-13.66 ± 0.50	58.99 ± 1.40	-8.76 ± 0.95	65.40 ± 1.40	-11.93 ± 0.55	52.84 ± 2.55	-7.3 ± 1.93
LA-MAML	70.08 ± 0.66	-9.36 ± 0.47	61.18 ± 1.44	-9.00 ± 0.2	66.99 ± 1.65	-9.13 ± 0.90	52.59 ± 1.35	-3.7 ± 1.22

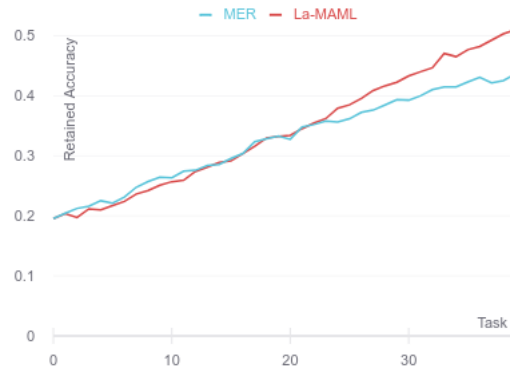
Table 6: Results on Real World Datasets

METHOD	CIFAR-100				TINYIMAGENET			
	MULTIPLE		SINGLE		MULTIPLE		SINGLE	
	RA	BTI	RA	BTI	RA	BTI	RA	BTI
IID	84.8±0.3 (3 hrs)	-	-	-	77.2±0.8 (4 hrs)	-	-	-
ER	60.7±0.6 (30 mins)	-16.4±1.1	45.4±0.8 (10 mins)	-16.1±1.3	48.7±1.2 (3 hrs)	-18.9±0.9	38.9±0.4 (1 hrs)	-17.8±1.2
ICARL	60.2±0.9 (1 hrs)	-15.7±1.1	51.8±1.9 (10 mins)	-8.4±0.8	54.8±0.4 (5 hrs)	-4.0±0.2	49.6±1.3 (1 hrs)	-3.2±0.7
GEM	61.1±0.6 (4 hrs)	-18.4±0.4	47.2±0.9 (30 mins)	-15.5±1.1	48.9±0.8 (6 ds)**	-21.6±0.1	43.3±0.6 (5 hrs)	-13.0±0.4
AGEM	54.4±1.1 (2 hrs)	-21.0±0.8	44.3±0.7 (30 mins)	-17.0±1.8	45.0±1.2 (5 ds)**	-21.3±0.5	40.3±0.4 (3 hrs)	-13.0±1.6
MER	-	-	53.2±1.2 (30 mins)	-13.0±1.4	-	-	43.1±1.3 (9 ds)**	-13.1±0.7
META-BGD	66.7±0.6 (3 hrs)	-13.0±0.7	57.4±0.9 (1 hrs)	-20.4±1.9	-	-	49.7±1.8 (3 hrs)	-6.7±1.6
C-MAML	67.1±1.0 (3 hrs)	-11.8±0.9	57.0±0.9 (30 mins)	-9.4±0.6	60.7±1.3 (3 ds)**	-11.8±1.0	48.2±1.2 (2 hrs)	-8.5±0.4
LA-ER	67.5±1.1 (2 hrs)	-10.4±0.7	53.6±1.1 (10 mins)	-9.8±0.9	54.7±1.8 (5 hrs)	-14.0±1.2	44.7±1.4 (1 hrs)	-15.1±1.2
SYNC	69.0±0.9 (2 hrs)	-12.8±0.5	57.6±1.2 (1 hrs)	-8.5±0.8	64.0±1.5 (4 ds)**	-12.8±0.7	53.1±2.4 (2 hrs)	-6.7±1.7
LA-MAML	71.5±0.5 (3 hrs)	-6.9±0.8	61.8± (2 hrs)	-8.5±0.3	66.0±1.7 (3 ds)**	-10.3±0.8	51.6±1.7 (2 hrs)	-2.7±1.4

This table supports the claim that La-MAML performs better than the SOTA in real-world datasets also. It also supports the claim that the performance advantage increased as we moved to more complicated real world datasets from MNIST.

The results are close to 4% of that given in the paper.

Figure 1: Total Accuracy of La-MAML vs MER during training
RA on TinyImagenet-200 for Single-Pass setting



5 Discussion

Our experimental results support the claims of the paper. Since they published the optimal hyperparameters we didn't need to do a hyperparameter search. The ablations done on the La-MAML mechanism prove that the individual mechanisms contribute in increasing the performance.

4.1.3 Result 3

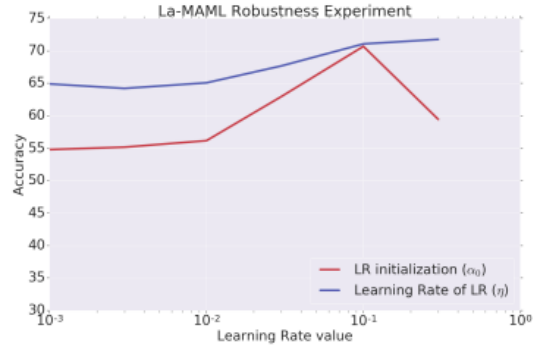


Figure 2: Original Result

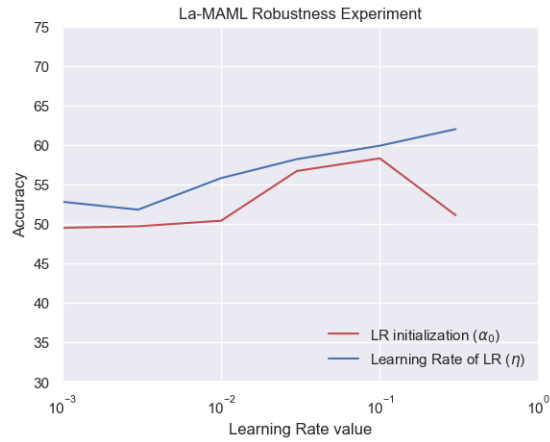


Figure 3: La-MAML: Modulation of α_0 and η

This is the result we get by varying the learning rate initialization in the range $[0.001, 0.3]$. We can see that the accuracy doesn't vary wildly by varying the LR learning rate. The only hyper parameter that requires tuning is the learning rate initialization, thus confirming the claim of the paper that La-MAML is robust interms of hyperparameters.

4.1.4 Additional Result 1

Table 7: Running times (in minutes) for MER and La-MAML on MNIST benchmarks

METHOD	ROTATIONS
MER	30.15 ± 1.17
LA-MAML	5.84 ± 0.18

Figure 1 shows that La-MAML outperforms the MER algorithm. This proves claim 1 of the paper.

From table 7 we see that La-MAML takes 6 times less running time than MER, to reach similar accuracy. This is due to the sample efficient objective of La-MAML.

5.1 What was easy

Since the author’s published the code to create Tables 1 and 3, it was fairly straightforward to incorporate wandb and collect all the experimental data.

Additionally, the hyper parameters were given in the paper clearly and hence we didn’t have to spend time on tuning any of them. The results matched closely to that of the paper easily.

5.2 What was difficult

The data-loader for MNIST Many Permutations require more than 12GBs of RAM. This is not available in most free GPUs or even in our laptops. Only Codeocean provides this, but its only for 10 hours, which limits the extent of experimentation.

The code to calculate the Gradient Alignment had not been published. Although a description of how to calculate it had been given in the MER paper, it left some details ambiguous, due to which we had to spend more time on this.

5.3 Communication with original authors

We were able to contact the authors and received help for some additional experiments not given in the official code repository.

References

- [1] Matthew Riemer, Ignacio Cases, Robert Ajemian, Miao Liu, Irina Rish, Yuhai Tu and Gerald Tesauero. *Learning to learn without forgetting by maximizing transfer and minimizing interference*. In International Conference on Learning Representations, 2019.
- [2] Y. LeCun, C. Cortes, and C. J. Burges. *The MNIST database of handwritten digits, 1998*. URL <http://yann.lecun.com/exdb/mnist/>.
- [3] David Lopez-Paz and Marc’Aurelio Ranzato. *Gradient episodic memory for continual learning*. In Advances in Neural Information Processing Systems, pages 6467–6476, 2017.
- [4] J. Kirkpatrick, R. Pascanu, N. Rabinowitz, J. Veness, G. Desjardins, A. A. Rusu, K. Milan, J. Quan, T. Ramalho, A. Grabska-Barwinska, et al. *Overcoming catastrophic forgetting in neural networks*. PNAS, 2017.
- [5] S.-A. Rebuffi, A. Kolesnikov, G. Sperl, and C. H. Lampert. *iCaRL: Incremental classifier and representation learning*. CVPR, 2017
- [6] A. Krizhevsky. *Learning multiple layers of features from tiny images*. Technical report, University of Toronto, 2009.
- [7] Deng, J. and Dong, W. and Socher, R. and Li, L.-J. and Li, K. and Fei-Fei, L. *ImageNet: A Large-Scale Hierarchical Image Database*. CVPR, 2009