

On a Bivariate Copula for Modeling Negative Dependence

Shyamal Ghosh¹, Prajamitra Bhuyan^{2,3} and Maxim Finkelstein^{1,4}

¹ University of the Free State, Bloemfontein, South Africa

² Imperial College London, United Kingdom

³ The Alan Turing Institute, London, United Kingdom

⁴ ITMO University, St. Petersburg, Russia

Abstract

A new bivariate copula is proposed for modeling negative dependence between two random variables. We show that it complies with most of the popular notions of negative dependence reported in the literature and study some of its basic properties. Specifically, the Spearman's rho and the Kendall's tau for the proposed copula have a simple one-parameter form with negative values in the full range. Some important ordering properties comparing the strength of negative dependence with respect to the parameter involved are considered. Simple examples of the corresponding bivariate distributions with popular marginals are presented. Application of the proposed copula is illustrated using a real data set.

Keywords: Likelihood ratio dependent; Negatively ordered; Negatively Quadrant Dependent; Spearman's rho; Sub-harmonic.

1 Introduction

Copulas provide an effective tool for modeling dependence in various multivariate phenomena in the fields of reliability engineering, life sciences, environmental science, economics and finance, etc (Fontaine et al., 2020; Cooray, 2019; Joe, 2015, Ch-7). Specifically, in recent decades, bivariate copulas were used to generate bivariate distributions with suitable dependence properties (Lai and Xie, 2000; Bairamov and Kotz, 2003; Finkelstein, 2003; Mohtashami-Borzadaran et al., 2019). The detailed discussion of historical developments, obtained results and perspectives along with the up to date theory can be found in Nelsen (2006). It should be noted that most copulas available in the literature possess some limitations in modeling negatively dependent data, which is a certain disadvantage, as negative dependence between vital variables is often encountered in real life.

Lehmann (1966) introduced several concepts of negative dependence for bivariate distributions. Later, Esary and Lehmann (1972) and Yanagimoto (1972) extended the corresponding definitions

and developed stronger notions of bivariate negative dependence. See [Balakrishnan and Lai \(2009\)](#) for detailed discussion on popular dependence notions and their applications in the context of continuous bivariate distributions. [Scarsini and Shaked \(1996\)](#) provided a detailed overview of the corresponding ordering properties for the multivariate distributions. These results provide useful tools for describing the dependence properties of copulas with respect to a dependence parameter. However, only a few bivariate copulas that allow for a simple and meaningful analysis of this kind have been developed and studied in the literature so far. The Farlie-Gumbel-Morgenstern (FGM) family of distributions exhibits negative dependence, but the Spearman's rho for this family lies within the interval $[-1/3, 1/3]$ ([Schucany et al., 1978](#)). [Bairamov and Kotz \(2000\)](#) and [Bekrizadeh et al. \(2012\)](#) have considered the four-parameter and the three-parameter extensions of the FGM family proposed by [Sarmanov \(1996\)](#), with Spearman's rho lying within the interval $[-0.48, 0.50]$, and $[-0.5, 0.43]$, respectively. To address this issue [Amblard and Girard \(2009\)](#) proposed another extension, but its application is limited because of a singular component that is concentrated on the corresponding diagonal. Some other extensions of the FGM copula are discussed in [Ahn \(2015\)](#) and [Bekrizadeh and Jamshidi \(2017\)](#). [Hürlimann \(2015\)](#) have proposed a comprehensive extension of the FGM copula with the Spearman's rho and Kendall's tau attaining any value in $(-1, 1)$. However, the dependence properties and ordering properties of these copulas are not well studied in the literature. Recently, [Cooray \(2019\)](#) proposed a new extension of FGM family which exhibits negative dependence among the variables in a very strong sense. However, its Spearman's rho and Kendall's tau are restricted to $[-0.70, 0]$, and $[-0.52, 0]$, respectively.

Thus, it is quite a challenging problem to construct a flexible bivariate copula with the correlation coefficient that takes any value in the interval $(-1, 0)$. Moreover, it is not sufficient just to suggest this type of copula, but it is essential to describe its properties (including relevant stochastic comparisons) especially in the case of strong notions of dependence. We believe that the current study meets to some extent this challenge, as we propose an absolutely continuous negatively dependent copula which satisfies most of the popular notions of negative dependence available in the literature with correlation coefficients in the interval $(-1, 0)$.

The paper is organized as follows. In [Section 2](#), we describe the baseline (for the proposed copula) distribution and discuss some basic properties including conditional distributions and correlation coefficients. Various notions of negative dependence in the context of the proposed copula and ordering properties are considered in [Section 3](#), and [Section 4](#), respectively. [Section 5](#), provides some examples of negatively dependent standard bivariate distributions. In [Section 6](#), as an illustration,

we provide a real case study. Finally, some short concluding remarks are given in Section 7.

2 The Bivariate Copula

Bhuyan et al. (2020) proposed a negatively dependent bivariate life distribution that possesses nice, closed-form expressions for the joint distributions and exhibits various strong notions of negative dependence reported in the literature. Most importantly, its correlation coefficient may take any value in the interval $(-1, 0)$. One of the marginal distributions is Exponential and the other belongs to skew log Laplace family. We utilize the negative dependence structure inherent in this model and formulate a copula with the strong negative dependence. The joint distribution function and the marginal distributions are given by

$$H(x, y) = \begin{cases} y^\lambda - e^{-\lambda x} + \frac{\lambda}{(\lambda + \mu)y^\mu} [e^{(\lambda + \mu)x} - y^{\lambda + \mu}], & 0 < y \leq 1, x > -\log y \\ 1 - e^{-\lambda x} - \frac{\lambda}{(\lambda + \mu)y^\mu} [1 - e^{-(\lambda + \mu)x}], & x > 0, y > 1, \end{cases} \quad (1)$$

and $F(x) = 1 - e^{-\lambda x}$ for $x > 0$, and $G(y) = \frac{\mu}{(\lambda + \mu)} y^\lambda \mathbb{1}(0 < y \leq 1) + \left[1 - \frac{\lambda}{(\lambda + \mu)y^\mu}\right] \mathbb{1}(y > 1)$, respectively, where $\lambda, \mu > 0$. Note that $F(\cdot)$ and $G(\cdot)$ are continuous. We first, find the quasi-inverse functions of $F(\cdot)$ and $G(\cdot)$ and 'insert' those into the arguments of the joint distribution function $H(\cdot, \cdot)$ given by (1). Then by Corollary 2.3.7 of Nelsen (2006, p-22), we obtain the following copula

$$C_{\lambda, \mu}(u, v) = \begin{cases} v - (1 - u) + \frac{\lambda \mu^{\frac{\mu}{\lambda}}}{(\lambda + \mu)^{1 + \frac{\mu}{\lambda}}} (1 - u)^{1 + \frac{\mu}{\lambda}} v^{-\frac{\mu}{\lambda}}, & 0 < v \leq \frac{\mu}{\mu + \lambda}, 1 - \frac{(\lambda + \mu)v}{\mu} < u < 1, \\ u - (1 - v) \left[1 - (1 - u)^{1 + \frac{\mu}{\lambda}}\right], & 0 < u < 1, \frac{\mu}{\mu + \lambda} < v < 1. \end{cases} \quad (2)$$

Now using the reparameterization $\mu = \theta\lambda$, in (2), we rewrite $C_{\lambda, \mu}$ as

$$C_\theta(u, v) = \begin{cases} v - (1 - u) + \frac{\theta^\theta}{(1 + \theta)^{1 + \theta}} (1 - u)^{1 + \theta} v^{-\theta}, & 0 < v \leq \frac{\theta}{1 + \theta}, 1 - \frac{(1 + \theta)v}{\theta} < u < 1 \\ u - (1 - v) \left[1 - (1 - u)^{1 + \theta}\right], & 0 < u < 1, \frac{\theta}{1 + \theta} < v < 1, \end{cases} \quad (3)$$

for $\theta > 0$. It is easy to verify that $C_\theta(u, v)$, given by (3), satisfies the following conditions: (i) $C_\theta(u, 0) = 0 = C_\theta(0, v)$, (ii) $C_\theta(u, 1) = u$, $C_\theta(1, v) = v$, for any u, v in $I = [0, 1]$, and (iii)

$C_\theta(u_2, v_2) - C_\theta(u_2, v_1) - C_\theta(u_1, v_2) + C_\theta(u_1, v_1) \geq 0$, for any u_1, u_2, v_1, v_2 in I with $u_1 \leq u_2$ and $v_1 \leq v_2$. In Figure 1, we provide graphical presentation of the proposed copula for different values of the dependence parameter θ .

The survival copula and the density function of the proposed copula $C_\theta(u, v)$ are given by

$$\bar{C}_\theta(u, v) = \begin{cases} \frac{\theta^\theta}{(1+\theta)^{1+\theta}} u^{1+\theta} (1-v)^{-\theta}, & 0 < v \leq \frac{\theta}{1+\theta}, 1 - \frac{(1+\theta)v}{\theta} < u < 1 \\ vu^{(1+\theta)}, & 0 < u < 1, \frac{\theta}{1+\theta} < v < 1, \end{cases}$$

and

$$c_\theta(u, v) = \begin{cases} \frac{\theta^{1+\theta}}{(1+\theta)^\theta} (1-u)^\theta v^{-(1+\theta)}, & 0 < v \leq \frac{\theta}{1+\theta}, 1 - \frac{(1+\theta)v}{\theta} < u < 1 \\ (1+\theta)(1-u)^\theta, & 0 < u < 1, \frac{\theta}{1+\theta} < v < 1, \end{cases} \quad (4)$$

respectively.

2.1 Conditional Copulas

The conditional copula of U given $V = v$, is as follows. For $0 < v \leq \frac{\theta}{(1+\theta)}$,

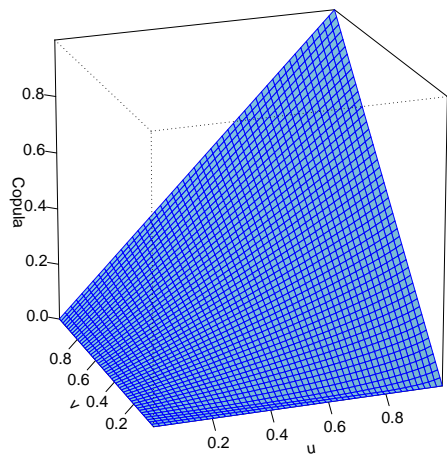
$$C_\theta(u|v) = 1 - \frac{\theta^{(1+\theta)}}{(1+\theta)^{(1+\theta)}} (1-u)^{(1+\theta)} v^{-(1+\theta)}, \quad 1 - \frac{(1+\theta)v}{\theta} < u < 1, \quad (5)$$

whereas for $\frac{\theta}{(1+\theta)} < v < 1$,

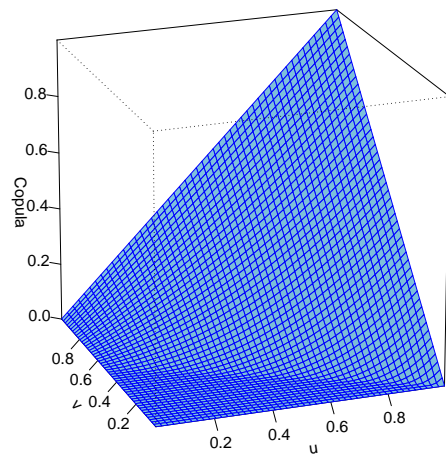
$$C_\theta(u|v) = 1 - (1-u)^{(1+\theta)}, \quad 0 < u < 1. \quad (6)$$

The conditional mean and variance of $U|V = v$ are given by

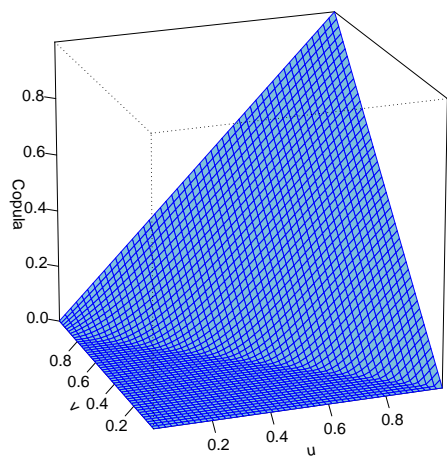
$$E[U|V = v] = \begin{cases} 1 - \frac{(1+\theta)^2 v}{\theta(\theta+2)}, & 0 < v \leq \frac{\theta}{1+\theta} \\ \frac{1}{\theta+2}, & \frac{\theta}{1+\theta} < v < 1, \end{cases}$$



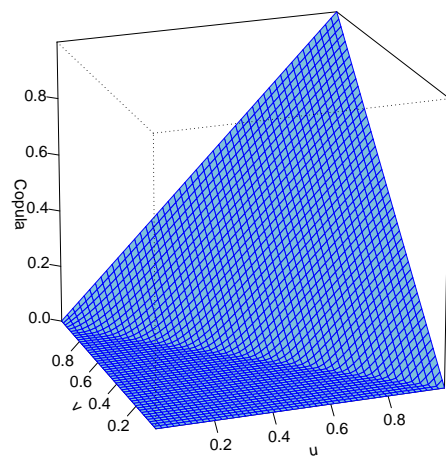
(a) Copula plot for $\theta = 0.1$



(b) Copula plot for $\theta = 1$



(c) Copula plot for $\theta = 5$



(d) Copula plot for $\theta = 10$

Figure 1: Graphical plots of C_θ for different choices of θ on an unit square.

and

$$Var[U|V = v] = \begin{cases} \frac{(1+\theta)^3 v^2}{\theta^2(\theta+2)^2(\theta+3)}, & 0 < v \leq \frac{\theta}{1+\theta} \\ \frac{\theta+1}{(\theta+2)^2(\theta+3)}, & \frac{\theta}{1+\theta} < v < 1, \end{cases}$$

respectively.

Remark 2.1. The regression of U on $V = v$ is linearly decreasing in v for $0 < v \leq \frac{\theta}{\theta+1}$, and independent of v for $\frac{\theta}{\theta+1} < v < 1$. Also, it is interesting to note that the conditional variance of $U|V = v$ is an increasing function of v and bounded from above by $\frac{\theta+1}{(\theta+2)^2(\theta+3)}$.

The conditional copula of V given $U = u$, is given by

$$C_\theta(v|u) = \begin{cases} 1 - \frac{\theta^\theta}{(1+\theta)^\theta} (1-u)^\theta v^{-\theta}, & \frac{(1-u)\theta}{(1+\theta)} < v \leq \frac{\theta}{1+\theta} \\ 1 - (1+\theta)(1-v)(1-u)^\theta, & \frac{\theta}{1+\theta} < v < 1 \end{cases} \quad (7)$$

The conditional mean and variance of $V|U = u$, are given by

$$E[V|U = u] = \frac{(1-u)^\theta}{2(1-\theta)} - \frac{2\theta^2(1-u)}{1-\theta^2},$$

for $\theta \neq 1$, and

$$Var[V|U = u] = \frac{1}{(\theta^2 - 1)^2} \left[-\frac{(1+\theta)(1-u)^\theta [2 - \theta + \theta^2(2 - 6u) + 3\theta^3 u]}{3(\theta - 2)} + \frac{\theta^3(1-u)^2}{\theta - 2} - \frac{(1+\theta)^2(1-u)^{2\theta}}{4} \right],$$

for $\theta \neq 1, 2$, respectively.

Remark 2.2. The regression of V on $U = u$ is strictly decreasing in u .

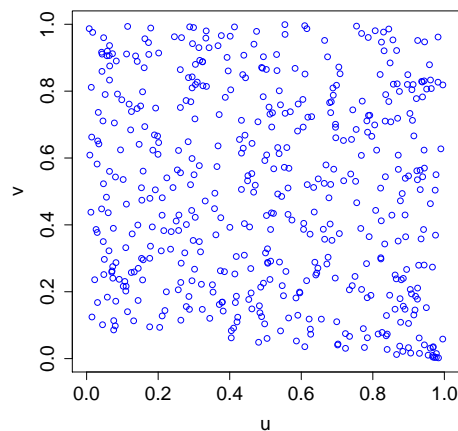
One can use the conditional copula of U given $V = v$, provided in (5) and (6), to simulate from the proposed copula C_θ , given by (3), using the following steps.

Step I. Simulate v_i and u_i^* independently from standard uniform distribution.

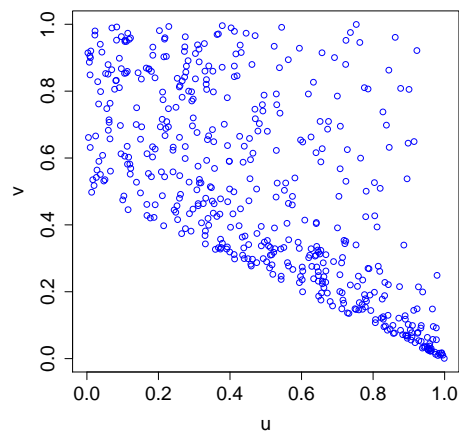
Step II. If $v_i \leq \frac{\theta}{\theta+1}$, then solving $C_\theta(u|v_i) = u_i^*$ from (5), we get $u_i = 1 - (\frac{\theta+1}{\theta})v_i(1 - u_i^*)^{\frac{1}{1+\theta}}$; else, solving $C_\theta(u|v_i) = u_i^*$ from (6), we get $u_i = 1 - (1 - u_i^*)^{\frac{1}{1+\theta}}$.

Step III. Repeat Step I and Step II n times to obtain independently and identically distributed realizations (u_i, v_i) , for $i = 1, 2, \dots, n$ from C_θ .

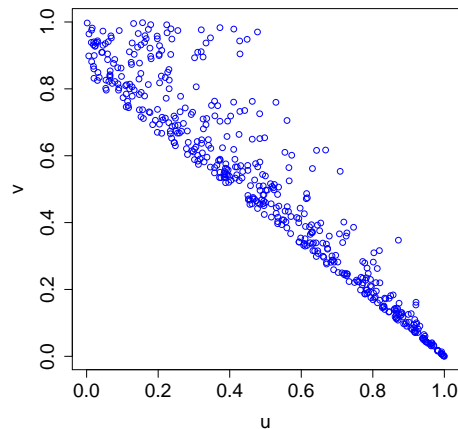
A similar algorithm can be elaborated to simulate from C_θ based on the conditional copula of V given U , provided in (7). Scatter plots based on 500 simulated observations using the aforementioned algorithm for four different values of θ are given in Figure 2. As expected, the data points are getting closer to the diagonal $v = -u$ for higher values of θ .



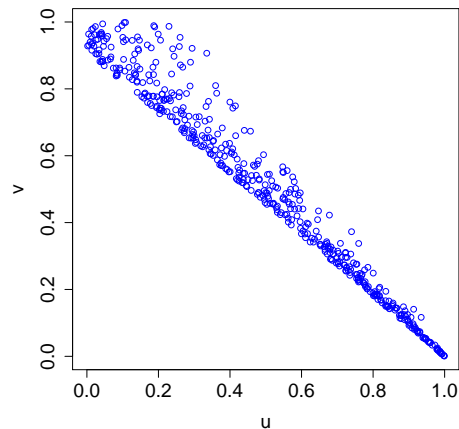
(a) Scatter plot for $\theta = 0.1$



(b) Scatter plot for $\theta = 1$



(c) Scatter plot for $\theta = 5$



(d) Scatter plot for $\theta = 10$

Figure 2: Scatter plots based on 500 simulated observations from C_θ for different choices of θ .

2.2 Basic Properties

Proposition 2.1. *The copula C_θ , defined in (3), is decreasing with respect to its dependence parameter θ , i.e., if $\theta_1 \leq \theta_2$ then $C_{\theta_2}(u, v) \leq C_{\theta_1}(u, v)$, for all $(u, v) \in I^2 = [0, 1] \times [0, 1]$.*

Proof. **Case I.** For $0 < v \leq \frac{\theta}{1+\theta}$, and $1 - \frac{(1+\theta)v}{\theta} < u < 1$, we have

$$\begin{aligned} \frac{\partial C_\theta}{\partial \theta} &= \frac{\theta^\theta}{(1+\theta)^{(1+\theta)}} (1-u)^{(1+\theta)} v^{-\theta} \left[\log \left(\frac{\theta}{1+\theta} \right) + \log(1-u) - \log(v) \right] \\ &\leq \frac{\theta^\theta}{(1+\theta)^{(1+\theta)}} (1-u)^{(1+\theta)} v^{-\theta} \left[\log \left(\frac{\theta}{1+\theta} \right) + \log \left[\frac{(1+\theta)v}{\theta} \right] - \log(v) \right], \text{ since } (1-u) \leq \frac{(1+\theta)v}{\theta} \\ &= 0 \end{aligned}$$

Case II. For $0 < u < 1$, and $\frac{\theta}{1+\theta} < v < 1$, we have

$$\frac{\partial C_\theta}{\partial \theta} = (1-u)^{(1+\theta)} (1-v) \log(1-u) \leq 0.$$

Now combining Case I and II, we have $\frac{\partial C_\theta}{\partial \theta} \leq 0$ for all $(u, v) \in I^2$, which implies C_θ is decreasing in θ . \square

Proposition 2.2. *The copula C_θ , defined in (3), is sub-harmonic, i.e., $\nabla^2 C_\theta(u, v) \geq 0$.*

Proof. **Case I.** For $0 < v \leq \frac{\theta}{1+\theta}$, and $1 - \frac{(1+\theta)v}{\theta} < u < 1$, we have

$$\begin{aligned} \nabla^2 C_\theta(u, v) &= \frac{\partial^2 C_\theta(u, v)}{\partial u^2} + \frac{\partial^2 C_\theta(u, v)}{\partial v^2} \\ &= \frac{\theta^{(1+\theta)}}{(1+\theta)^\theta} \left[(1-u)^{(\theta-1)} v^{-\theta} + (1-u)^{(1+\theta)} v^{-(2+\theta)} \right] \geq 0 \end{aligned}$$

Case II. For $0 < u < 1$, and $\frac{\theta}{1+\theta} < v < 1$, we have

$$\begin{aligned} \nabla^2 C_\theta(u, v) &= \frac{\partial^2 C_\theta(u, v)}{\partial u^2} + \frac{\partial^2 C_\theta(u, v)}{\partial v^2} \\ &= \theta(1+\theta)(1-u)^{(\theta-1)}(1-v) \geq 0 \end{aligned}$$

Now from Case I and II we can write $\nabla^2 C_\theta(u, v) \geq 0$ for all $(u, v) \in I^2$, and hence the result follows. \square

Proposition 2.3. *The copula C_θ , defined in (3), is absolutely continuous.*

Proof. To establish the absolute continuity of the proposed copula C_θ , it is required to show

$$\int_0^u \int_0^v \frac{\partial^2}{\partial s \partial t} C_\theta(s, t) dt ds = C_\theta(u, v),$$

for every $(u, v) \in I^2$.

Case I. For $0 < v \leq \frac{\theta}{1+\theta}$, and $1 - \frac{(1+\theta)v}{\theta} < u < 1$, we have

$$\begin{aligned} \int_0^u \int_0^v \frac{\partial^2}{\partial s \partial t} C_\theta(s, t) dt ds &= \int_{1 - \frac{(1+\theta)v}{\theta}}^u \int_{\frac{\theta(1-s)}{(1+\theta)}}^v \frac{\theta^{1+\theta}}{(1+\theta)^\theta} (1-s)^\theta t^{-(1+\theta)} dt ds \\ &= \int_{1 - \frac{(1+\theta)v}{\theta}}^u \left[1 - \left(\frac{\theta}{1+\theta} \right)^\theta (1-s)^\theta v^{-\theta} \right] ds \\ &= \int_{1-u}^{\frac{(1+\theta)v}{\theta}} \left[1 - \left(\frac{\theta}{1+\theta} \right)^\theta z^\theta v^{-\theta} \right] dz \quad (\text{where } z = 1-s) \\ &= v - (1-u) + \frac{\theta^\theta}{(1+\theta)^{1+\theta}} (1-u)^{1+\theta} v^{-\theta} = C_\theta(u, v). \end{aligned}$$

Case II. For $0 < u < 1$, and $\frac{\theta}{1+\theta} < v < 1$, we have

$$\begin{aligned} \int_0^u \int_0^v \frac{\partial^2}{\partial s \partial t} C_\theta(s, t) dt ds &= \int_0^u \int_{\frac{\theta(1-s)}{(1+\theta)}}^{\frac{\theta}{(1+\theta)}} \frac{\theta^{1+\theta}}{(1+\theta)^\theta} (1-s)^\theta t^{-(1+\theta)} dt ds + \int_0^u \int_{\frac{\theta}{(1+\theta)}}^v (1+\theta)(1-s)^\theta dt ds \\ &= \int_0^u [1 - (1-s)^\theta] ds + \int_0^u [v - \theta(1-v)] (1-s)^\theta ds \\ &= u - \frac{1}{1+\theta} + \frac{(1-u)^{\theta+1}}{\theta+1} + [v - \theta(1-v)] \frac{[1 - (1-u)^{(\theta+1)}]}{1+\theta} \\ &= u - (1-v) [1 - (1-u)^{(\theta+1)}] = C_\theta(u, v). \end{aligned}$$

Therefore, the results follows by combining Case I and II. □

2.3 Measures of Dependence

Measures of dependence are commonly used to summarize the complicated dependence structure of bivariate distributions. See [Joe \(1997\)](#) and [Nelsen \(2006\)](#) for a detailed review on measures of

dependence and associated properties. In this section, we derive the expressions for the Kendall's tau and the Spearman's rho based on the proposed copula C_θ . Essentially, these coefficients measure the correlation between the ranks rather than actual values of X and Y . Therefore, these coefficients are unaffected by any monotonically increasing transformation of X and Y .

Definition 2.1. *Let X and Y be the continuous random variables with the dependence structure described by the copula C . Then the population version of the Spearman's rho for X and Y is given by*

$$\rho := \int_0^1 \int_0^1 uv dC(u, v) - 3 = \int_0^1 \int_0^1 C(u, v) du dv - 3$$

Proposition 2.4. *Let (X, Y) be a random pair with copula C_θ . The Spearman's rho is given by*

$$\rho = \frac{2(3 + 3\theta + \theta^2)}{2 + 3\theta + \theta^2} - 3,$$

which is a decreasing function in θ and takes any values between 0 and -1.

Definition 2.2. *Let X and Y be the continuous random variables with copula C . Then, the population version of the Kendall's tau for X and Y is given by*

$$\tau := 4 \int_0^1 \int_0^1 C(u, v) dC(u, v) - 1$$

Proposition 2.5. *Let (X, Y) be a random pair with copula C_θ . Then the Kendall's tau is given by*

$$\tau = \frac{-\theta}{(1 + \theta)},$$

which is a decreasing function in θ and takes any values between 0 and -1.

In Figure 3, we have plotted the Spearman's rho and the Kendall's tau against the dependence parameter θ . It is easy to see that the Spearman's rho is less than the Kendall's tau for all $\theta > 0$.

3 Connections with notions of Negative Dependence

As discussed in Subsection 2.3, the Spearman's rho and the Kendall's tau measure the correlation between two random variables. However, it is possible, in principle, that these random variables may have the strong correlation, but possess the weak association with respect to different notions

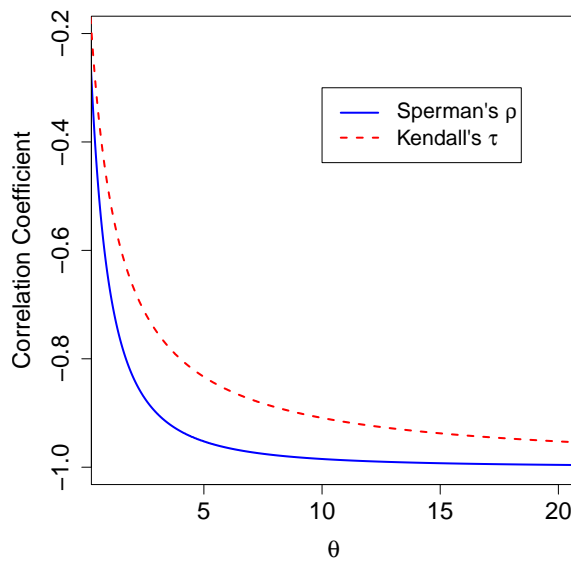


Figure 3: Plot of Spearman's rho and Kendall's tau against the dependence parameter θ .

of dependence, or vice versa. Therefore, having in mind this observation, in this section, we discuss several relevant notions of negative dependence, namely *Quadrant Dependence*, *Regression Dependence* and *Likelihood Ratio Dependence*, etc., and explore relevant connections for the proposed copula. First, we provide the definitions of the aforementioned dependence notions, as discussed in [Nelsen \(2006\)](#) and [Balakrishnan and Lai \(2009\)](#).

Definition 3.1. *Let X and Y be continuous random variables with copula C . Then*

1. *X and Y are Negatively Quadrant Dependent (NQD) if $P(X \leq x, Y \leq y) \leq P(X \leq x)P(Y \leq y)$, for all $(x, y) \in R^2$, where R^2 is the domain of joint distribution of X and Y , or equivalently a copula C is said to be NQD if for all $(u, v) \in I^2$, $C(u, v) \leq uv$.*
2. *Y is left tail increasing in X (LTI($Y|X$)), if $P[Y \leq y|X \leq x]$ is a nondecreasing function of x for all y .*
3. *X is left tail increasing in Y (LTI($X|Y$)), if $P[X \leq x|Y \leq y]$ is a nondecreasing function of y for all x .*
4. *Y is right tail decreasing in X (RTD($Y|X$)), if $P[Y > y|X > x]$ is a nonincreasing function of x for all y .*

5. X is left tail increasing in Y ($RTD(X|Y)$), if $P[X > x|Y > y]$ is a nonincreasing function of y for all x .
6. Y is stochastically decreasing in X denoted as $SD(Y|X)$, (also known as negatively regression dependent ($Y|X$)) if $P[Y > y|X = x]$ is a nonincreasing function of x for all y .
7. X is stochastically decreasing in Y denoted as $SD(X|Y)$, (also known as negatively regression dependent ($X|Y$)) if $P[X > x|Y = y]$ is a nonincreasing function of y for all x .
8. Let X and Y be continuous random variables with joint density function $h(x, y)$. Then X and Y are negatively likelihood ratio dependent, denote by $NLR(X, Y)$, if $h(x_1, y_1)h(x_2, y_2) \leq h(x_1, y_2)h(x_2, y_1)$ for all $x_1, x_2, y_1, y_2 \in I$ such that $x_1 \leq x_2$ and $y_1 \leq y_2$.

Theorem 3.1. Let X and Y be two random variables with copula C_θ . Then (i) X and Y are $LTI(Y|X)$, (ii) X and Y are $LTI(X|Y)$, (iii) X and Y are $RTD(Y|X)$, and (iv) X and Y are $RTD(X|Y)$.

Proof. (i) To establish $LTI(Y|X)$, it is sufficient to show that for any v in I , $\frac{C(u,v)}{u}$ is nondecreasing in u (Nelsen, 2006, Theorem 5.2.5, p-192). For $0 < u < 1$, and $\frac{\theta}{1+\theta} < v < 1$, we have

$$\frac{\partial}{\partial u} \left[\frac{C(u,v)}{u} \right] = \frac{(1-v)[1 - (1-u)^\theta(1+\theta u)]}{u^2}.$$

Now we need to prove that $[1 - (1-u)^\theta(1+\theta u)] > 0$. Define $h(u) := (1-u)^\theta(1+\theta u)$. Observe that $h(0) = 1$, $h(1) = 0$, and $h(u)$ is a decreasing function in u , since $h'(u) = -\theta^2(1+\theta)u(1-u)^{(\theta-1)} < 0$ for all $u \in (0, 1)$. Therefore, $\frac{\partial}{\partial u} \left[\frac{C(u,v)}{u} \right] > 0$.

Similarly, for $0 < v \leq \frac{\theta}{1+\theta}$, and $1 - \frac{(1+\theta)v}{\theta} < u < 1$, it can be shown that

$$\frac{\partial}{\partial u} \left[\frac{C(u,v)}{u} \right] = -\frac{\frac{\theta^\theta}{(1+\theta)^{(1+\theta)}}(1+\theta u)(1-u)^\theta + v^{(1+\theta)} - v^\theta}{u^2 v^\theta} > 0.$$

Hence, the result follows.

(ii) In view of Theorem 5.2.5 in (Nelsen, 2006, p-192), the necessary and sufficient condition for $LTI(X|Y)$ is that, $\frac{C(u,v)}{v}$ is nondecreasing in v , for any u in I .

For $0 < v \leq \frac{\theta}{1+\theta}$, and $1 - \frac{(1+\theta)v}{\theta} < u < 1$, we have

$$\frac{\partial}{\partial v} \left[\frac{C(u, v)}{v} \right] = \frac{(u-1) \left[\frac{\theta^\theta}{(1+\theta)^\theta} (1-u)^\theta - v^\theta \right]}{v^{\theta+2}} \geq 0,$$

since $(u-1) < 0$ and $\left[\frac{\theta^\theta}{(1+\theta)^\theta} (1-u)^\theta - v^\theta \right] < 0$.

Similarly, for $0 < u < 1$, and $\frac{\theta}{1+\theta} < v < 1$, we have

$$\frac{\partial}{\partial v} \left[\frac{C(u, v)}{v} \right] = \frac{(u-1)[(1-u)^\theta - 1]}{v^2} \geq 0.$$

Hence, the result follows.

(iii) To establish $\text{RTD}(Y|X)$, it is sufficient to show that $\frac{v-C(u,v)}{(1-u)}$ is a nondecreasing function in u for any $v \in I$ (Nelsen, 2006, Theorem 5.2.5, p-192).

For $0 < v \leq \frac{\theta}{1+\theta}$ and $1 - \frac{(1+\theta)v}{\theta} < u < 1$, we have

$$\frac{\partial}{\partial u} \left[\frac{v - C(u, v)}{(1-u)} \right] = \left(\frac{\theta}{1+\theta} \right)^{1+\theta} (1-u)^{\theta-1} v^{-\theta} > 0.$$

Similarly, for $0 < u < 1$, and $\frac{\theta}{1+\theta} < v < 1$, we have

$$\frac{\partial}{\partial u} \left[\frac{v - C(u, v)}{(1-u)} \right] = (1-v)(1-u)^{\theta-1} > 0.$$

Hence, the conclusion follows.

(iv) By Theorem 5.2.5 in (Nelsen, 2006, p-192), $\text{RTD}(Y|X)$ holds, if $\frac{u-C(u,v)}{(1-v)}$ is a nondecreasing function in v for any $u \in I$.

For $0 < v \leq \frac{\theta}{1+\theta}$ and $1 - \frac{(1+\theta)v}{\theta} < u < 1$, we have

$$\frac{\partial}{\partial v} \left[\frac{u - C(u, v)}{(1 - v)} \right] = \frac{\frac{\theta^\theta}{(1+\theta)^{(1+\theta)}} (1 - u)^{1+\theta} v^{-(1+\theta)} [\theta(1 - v) - v]}{(1 - v)^2},$$

which is non-negative, since $v < \frac{\theta}{1+\theta}$.

Similarly, for any fixed $u \in I$, and $\frac{\theta}{1+\theta} < v < 1$, $\frac{u - C(u, v)}{(1 - v)} = 1 - (1 - u)^{1+\theta}$ is a constant function in v . Hence the results follows. \square

Theorem 3.2. *Let X and Y be two random variables with copula C_θ . Then (i) X and Y are $SD(Y|X)$, and (ii) X and Y are $SD(X|Y)$.*

Proof. To establish $SD(Y|X)$ property of the proposed copula C_θ , we utilise the geometric interpretation of the stochastic monotonicity given in Corollary 5.2.11 of (Nelsen, 2006, p-197). Therefore, it is sufficient to show that $C_\theta(u, v)$ is a convex function of u . Similarly, $SD(X|Y)$ can be established by showing $C_\theta(u, v)$ is a convex function of v .

(i) For $0 < v \leq \frac{\theta}{1+\theta}$, and $1 - \frac{(1+\theta)v}{\theta} < u < 1$, we have

$$\frac{\partial^2}{\partial u^2} C_\theta(u, v) = \frac{\theta^{(1+\theta)}}{(1 + \theta)^\theta} (1 - u)^{\theta-1} v^{-\theta} > 0.$$

For $0 < u < 1$, and $\frac{\theta}{1+\theta} < v < 1$, we have

$$\frac{\partial^2}{\partial u^2} C_\theta(u, v) = \theta(1 + \theta)(1 - v)(1 - u)^{(\theta-1)} > 0.$$

Hence $C_\theta(u, v)$ is a convex function of u .

(ii) For $0 < v \leq \frac{\theta}{1+\theta}$, and $1 - \frac{(1+\theta)v}{\theta} < u < 1$, we have

$$\frac{\partial^2}{\partial v^2} C_\theta(u, v) = \frac{\theta^{(1+\theta)}}{(1 + \theta)^\theta} (1 - u)^{1+\theta} v^{-(2+\theta)} > 0.$$

Note that, for any fixed $u \in I$, and $\frac{\theta}{1+\theta} < v < 1$, $\frac{\partial}{\partial v} C_\theta(u, v)$ is a constant function of v . Hence, the result follows. \square

Theorem 3.3. *Let X and Y be two random variables with copula C_θ . Then X and Y are NLR.*

Proof. To establish the NLR between X and Y with copula C_θ , we need to show $c_\theta(u_1, v_1)c_\theta(u_2, v_2) \leq c_\theta(u_1, v_2)c_\theta(u_2, v_1)$ holds for all $u_1 \leq u_2$, and $v_1 \leq v_2$, where $c_\theta(u, v)$ is the copula density given in (4). Note that for the proposed copula C_θ , the aforementioned condition holds with equality for all $u_1 \leq u_2$ and $v_1 \leq v_2$ in I . \square

Remark 3.1. Two random variables X and Y with the copula C_θ are NQD. This directly follows from Theorem 4.3. See the interrelationships between different concepts of negative dependence summarised in (Balakrishnan and Lai, 2009, p-130) for details.

4 Ordering Properties

In Section 3, several negative dependence properties of the proposed copula C_θ has been investigated for the fixed $\theta > 0$. In this section, we discuss the ordering properties of this copula C_θ , which provides a precise (and also intuitively expected) notion for one bivariate distribution to be more positively or negatively associated than another. For this purpose, we first recall the definitions of the dependence orderings for bivariate distributions. These definitions describe the strength of dependence of a copula with respect to its dependence parameter θ . Lehmann (1966) was first to introduce the NQD and NRD notions. The corresponding orderings Yanagimoto and Okamoto (1969) were then defined as

Definition 4.1. *Let F and G be two bivariate distributions with the same marginals. Then F is said to be smaller than G in the NQD sense denoted as $F \prec_{NQD} G$ if*

$$F(x, y) \geq G(x, y) \quad \forall x \text{ and } y.$$

Definition 4.2. *Let F and G be two bivariate distributions with the same marginals, and let (U, V) and (X, Y) be two random vectors having the distributions F and G , respectively. Then F is said to be smaller than G in the NRD sense, denoted by $F \prec_{NRD} G$ or $(U, V) \prec_{NRD} (X, Y)$ if, for any $x_1 \leq x_2$,*

$$F_{V|U}^{-1}(u|x) \geq F_{V|U}^{-1}(v|x') \implies G_{V|U}^{-1}(u|x) \geq G_{V|U}^{-1}(v|x')$$

for any $u, v \in I$, where $F_{V|U}$ denote the conditional distribution of V given $U = u$ and $F_{V|U}^{-1}$ denote its right-continuous inverse. Equivalently, $F \prec_{NRD} G$ if and only if $G_{Y|X}^{-1} [F_{V|U}(y|x)|x]$ is decreasing

in x for all y (Fang and Joe, 1992).

Later, Kimeldorf and Sampson (1987) have introduced and studied in detail the notion of the Negatively Likelihood Ratio (NLR) dependence ordering that is described in the following definition. Let the random variables X and Y have the joint distribution $G(x, y)$. For any two intervals I_1 and I_2 of the real line, let us denote $I_1 \leq I_2$ if $x_1 \in I_1$ and $x_2 \in I_2$ imply that $x_1 \leq x_2$. For any two intervals I and J of the real line let $G(I, J)$ represent the probability assigned by G to the rectangle $I \times J$.

Definition 4.3. Let F and G be two bivariate distributions with the same marginals, and let (U, V) and (X, Y) be two random vectors having the distributions F and G , respectively. Then F is said to be smaller than G in the NLR dependence sense, denoted by $F \prec_{NLR} G$ or $(U, V) \prec_{NLR} (X, Y)$ if $F(I_1, J_1)F(I_2, J_2)G(I_1, J_2)G(I_2, J_1) \geq F(I_1, J_2)F(I_2, J_1)G(I_1, J_1)G(I_2, J_1)$ whenever $I_1 \leq I_2$ and $J_1 \leq J_2$. When the densities F and G exist and denoted by f and g , respectively, then the aforementioned condition equivalently is written as $f(x_1, y_1)f(x_2, y_2)g(x_1, y_2)g(x_2, y_1) \geq f(x_1, y_2)f(x_2, y_1)g(x_1, y_1)g(x_2, y_1)$ whenever $x_1 \leq x_2$ and $y_1 \leq y_2$.

Theorem 4.1. If $\theta_1 \leq \theta_2$, then $C_{\theta_1}(u, v) \prec_{NQD} C_{\theta_2}(u, v)$.

Proof. The results directly follow from Proposition 2.1. □

Theorem 4.2. If $\theta_1 \leq \theta_2$, then $C_{\theta_1}(u, v) \prec_{NRD} C_{\theta_2}(u, v)$.

Proof. Let $\theta_1 \leq \theta_2$. The conditional copula of V given $U = u$ is given by

$$C_{\theta_1}(v|u) = \begin{cases} 1 - \frac{\theta_1^{\theta_1}}{(1 + \theta_1)^{\theta_1}}(1 - u)^{\theta_1}v^{-\theta_1}, & \frac{(1 - u)\theta_1}{(1 + \theta_1)} < v < \frac{\theta_1}{1 + \theta_1} \\ 1 - (1 + \theta_1)(1 - v)(1 - u)^{\theta_1}, & \frac{\theta_1}{1 + \theta_1} < v < 1. \end{cases}$$

Then $C_{\theta_2}^{-1}(C_{\theta_1}(v|u)|u)$ is given by

$$C_{\theta_2}^{-1}(C_{\theta_1}(v|u)|u) = \begin{cases} \frac{\theta_2(1 + \theta_1)^{(\theta_1/\theta_2)}}{(1 + \theta_2)\theta_1^{(\theta_1/\theta_2)}}(1 - u)^{1 - (\theta_1/\theta_2)}v^{(\theta_1/\theta_2)}, & 0 < v \leq 1 - (1 - u)^{\theta_2} \\ 1 - \frac{1 + \theta_1}{1 + \theta_2}(1 - v)(1 - u)^{(\theta_1 - \theta_2)}, & 1 - (1 - u)^{\theta_2} < v < 1. \end{cases}$$

Note that $C_{\theta_2}^{-1}(C_{\theta_1}(v|u)|u)$ is a decreasing function in u as $\theta_1 \leq \theta_2$. Now, using Definition 4.2, the result follows. □

Theorem 4.3. *If $\theta_1 \leq \theta_2$, then $C_{\theta_1}(u, v) \prec_{NLR} C_{\theta_2}(u, v)$.*

Proof. Let $\theta_1 \leq \theta_2$. Now, it is easy to verify that the condition provided in Definition 4.3 holds for any choice of u_1, u_2, v_1, v_2 , where $u_1 \leq u_2, v_1 \leq v_2$. \square

5 Examples

Traditionally, bivariate life distributions available in the literature are positively correlated (Balakrishnan and Lai, 2009). However, in many real life scenarios, paired observations of non-negative variables are negatively correlated (Bhuyan et al., 2020). For example, the rainfall intensity and the duration are jointly modeled incorporating their negative dependence for the study of the corresponding flood frequency distribution Kurothe et al. (1997). Gumbel (1960) and Freund (1961) have proposed the bivariate Exponential distributions with lower bound of the correlation coefficient as -0.4 . In this section, several specific families of bivariate distributions are generated using the proposed copula (3). For the baseline distributions, we consider the Weibull and Gamma distributions. It should be noted that the resulting bivariate Weibull and bivariate Gamma distributions can be described by implementing all notions of negative dependence discussed in Section 3 and 4.

Example 5.1. Bivariate Weibull distribution: A family of bivariate Weibull distributions based on the proposed copula C_θ , with marginals $F(x) = \left[1 - e^{-(\lambda_1 x)^{\delta_1}}\right] \mathbb{1}(x > 0)$, and $G(y) = \left[1 - e^{-(\lambda_2 y)^{\delta_2}}\right] \mathbb{1}(y > 0)$, is given by

$$h(x, y) = \begin{cases} \frac{\delta_1 \delta_2 \lambda_1^{\delta_1} \lambda_2^{\delta_2} \theta^{\theta+1}}{(1 + \theta)^\theta} x^{\delta_1-1} y^{\delta_2-1} \left(\frac{e^{-(\lambda_1 x)^{\delta_1}}}{1 - e^{-(\lambda_2 y)^{\delta_2}}} \right)^{1+\theta}, & 0 < y \leq \phi_1, x > \phi_2(y) \\ \delta_1 \delta_2 \lambda_1^{\delta_1} \lambda_2^{\delta_2} (1 + \theta) x^{\delta_1-1} y^{\delta_2-1} e^{-(\lambda_2 y)^{\delta_2}} \left(e^{-(\lambda_1 x)^{\delta_1}} \right)^{1+\theta}, & x > 0, y > \phi_1 \end{cases}$$

where $\phi_1 = \frac{1}{\lambda_2} [\log(1 + \theta)]^{\frac{1}{\delta_2}}$, $\phi_2(y) = \frac{1}{\lambda_1} \left[\log \left(\frac{\theta}{(1 + \theta)(1 - e^{-(\lambda_2 y)^{\delta_2}})} \right) \right]^{\frac{1}{\delta_1}}$, $\lambda_i > 0, \delta_i > 0$ for $i = 1, 2$.

Example 5.2. Bivariate Gamma distribution: A family of bivariate Gamma distributions based on the proposed copula C_θ , with marginals $F(x) = \left[\int_0^x \frac{1}{\Gamma(\alpha_1)} \beta_1^{\alpha_1} x^{\alpha_1-1} e^{-\beta_1 x} \right] \mathbb{1}(x > 0)$, and $G(y) = \left[\int_0^y \frac{1}{\Gamma(\alpha_2)} \beta_2^{\alpha_2} y^{\alpha_2-1} e^{-\beta_2 y} \right] \mathbb{1}(y > 0)$, is given by

$$h(x, y) = \begin{cases} \frac{\beta_1^{\alpha_1} \beta_2^{\alpha_2} \theta^{1+\theta} x^{\alpha_1-1} y^{\alpha_2-1} e^{-(\beta_1 x + \beta_2 y)}}{\Gamma(\alpha_1) \Gamma(\alpha_2) (1+\theta)^\theta} \left[1 - \frac{\gamma_1(\alpha_1, \beta_1 x)}{\Gamma(\alpha_1)}\right]^\theta \left[\frac{\gamma_2(\alpha_2, \beta_2 y)}{\Gamma(\alpha_2)}\right]^{-(1+\theta)}, & 0 < y \leq \xi_2, \xi_1(y) < x < \eta \\ \frac{\beta_1^{\alpha_1} \beta_2^{\alpha_2} (1+\theta)}{\Gamma(\alpha_1) \Gamma(\alpha_2)} x^{\alpha_1-1} y^{\alpha_2-1} e^{-(\beta_1 x + \beta_2 y)} \left[1 - \frac{\gamma_1(\alpha_1, \beta_1 x)}{\Gamma(\alpha_1)}\right]^\theta, & 0 < x < \eta, \zeta_1 < y < \zeta_2, \end{cases}$$

where $\zeta_1 = \gamma_2^{-1}\left(\frac{\theta}{1+\theta}\right)$, $\zeta_2 = \gamma_2^{-1}(\Gamma(\alpha_2))$, $\xi_2 = \gamma_2^{-1}\left(\frac{\Gamma(\alpha_2)\theta}{1+\theta}\right)$, $\eta = \gamma_1^{-1}(\Gamma(\alpha_1))$, $\xi_1(y) = \gamma_1^{-1}\left[\Gamma(\alpha_1)\left(1 - \frac{(1+\theta)\gamma_2(\alpha_2, \beta_2 y)}{\theta\Gamma(\alpha_2)}\right)\right]$, $\gamma_i(\alpha_i, \beta_i) = \int_0^{\beta_i} t^{\alpha_i-1} e^{-t} dt$, $\alpha_i > 0$, $\beta_i > 0$ for $i = 1, 2$.

Remark 5.1. *The bivariate Weibull (in Example 5.1) and the bivariate Gamma (in Example 5.2) reduce to bivariate Exponential distribution for $\delta_1 = \delta_2 = 1$, and $\alpha_1 = \alpha_2 = 1$, respectively.*

6 Application

For an illustrative data analysis based on the proposed copula, we consider a dataset on the daily air quality measurements for New York Metropolitan Area from May 1, 1973, to September 30, 1973. Information on average wind speed (in miles per hour) and mean ozone level (in parts per billion), were obtained from the New York State Department of Conservation and the National Weather Service. See [Chambers et al. \(1983, Ch 2-5\)](#) for the detailed description of the data. Ozone in the upper atmosphere protects the earth from the sun's harmful rays. On the contrary, exposure to ozone also can be hazardous to both humans and some plants in the lower atmosphere. Variations in weather conditions play an important role in determining the ozone levels ([Khiem et al., 2010](#); [Topcu et al., 2003](#)). In general, the concentration of the ozone level is affected by a wind speed. High winds tend to disperse pollutants, which in turn, dilute the concentration of the ozone level. However, stagnant conditions or light winds allow pollution levels to build up and, thereby, the ozone level also becomes larger. Environmental scientists and meteorologists are interested in the study of the effect of a wind speed on the distribution patterns of ozone ([Gorai et al., 2015](#)) levels. Based on the observed data, we find that Spearman's rho and Kendall's tau between the wind speed and the ozone levels are -0.59 and -0.43, respectively, which indicates strong negative dependence. To analyse this phenomenon, we apply a method that close in spirit to the method of inference a function for margins (IFM). [Joe \(2015, Ch-5\)](#) have provided a detailed description and theoretical properties of the IFM method. This estimation method is based on

two separate maximum likelihood estimations of the univariate marginal distributions, followed by an optimization of the bivariate likelihood as a function of the dependence parameter. However, we do not maximize the bivariate likelihood. Instead, we determine the dependence parameter by equating the empirical rank correlation with the theoretical Spearman's rho. This allows the copula to adequately approximate the dependence structure of the bivariate data (Joe, 2015, p-255).

First, we consider three different models Lognormal, Weibull, and Gamma, for estimation of the parameters associated with the marginal distributions of the wind speed and the mean ozone level. Based on the Akaike information criterion, the Gamma distribution fits both marginals better as compared with other choices. The maximum likelihood estimates of the shape and the scale parameters are obtained as 7.171 and 1.375, respectively, for the wind speed, and the same for the mean ozone levels are 1.7 and 24.775, respectively. The estimate of the dependence parameter is given by $\hat{\theta} = 0.765$. Therefore, the joint distribution of wind speed and the mean ozone level is represented by the bivariate Gamma distribution provided in Example 5.2, and presented graphically in Figure 4. We then use the Kolmogorov-Smirnov test to check if the Gamma distribution is adequate for the marginals. Since parameters are estimated from the data, we need to adjust the Kolmogorov-Smirnov (KS) test. We follow the approach considered by Balakrishnan and Ristic (2016) and compute the p-value of the KS test using the parametric bootstrap based on 10000 samples. The p-values corresponding to the wind speed and the mean ozone level are 0.809 and 0.637, respectively. This clearly indicates reasonably good fit to the observed data. The estimated conditional distributions of the mean ozone level keeping the wind speed fixed at the empirical first decile (5.7 mph), median (9.7 mph), and ninth decile (14.9 mph) are presented in Figure 5. It is easy to see that the distribution of the mean ozone level decreases stochastically (in the sense of the usual stochastic order) as the wind speed increases.

7 Concluding Remarks

We construct the new flexible bivariate copula for modeling negative dependence between two random variables. Its correlation coefficient takes any value in the interval $(-1, 0)$, which was not the case for most other copulas reported in the literature. It is important to note, that the Spearman's rho and the Kendall's tau have a simple one-parameter form with negative values in the full range.

The properties of the proposed copula is an agreement with most of the popular notions of

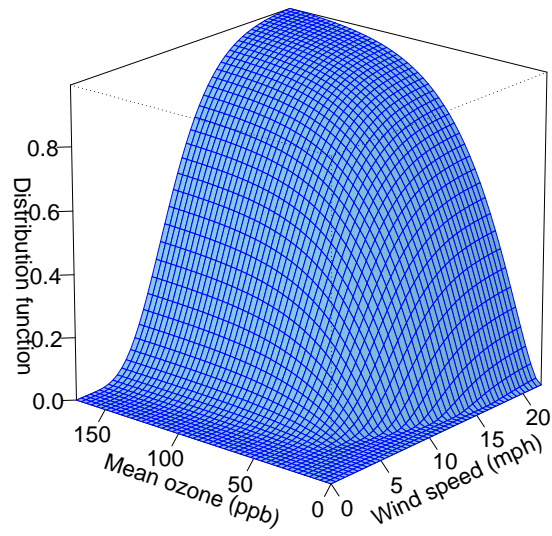


Figure 4: Estimated joint distribution function of wind speed and mean ozone.

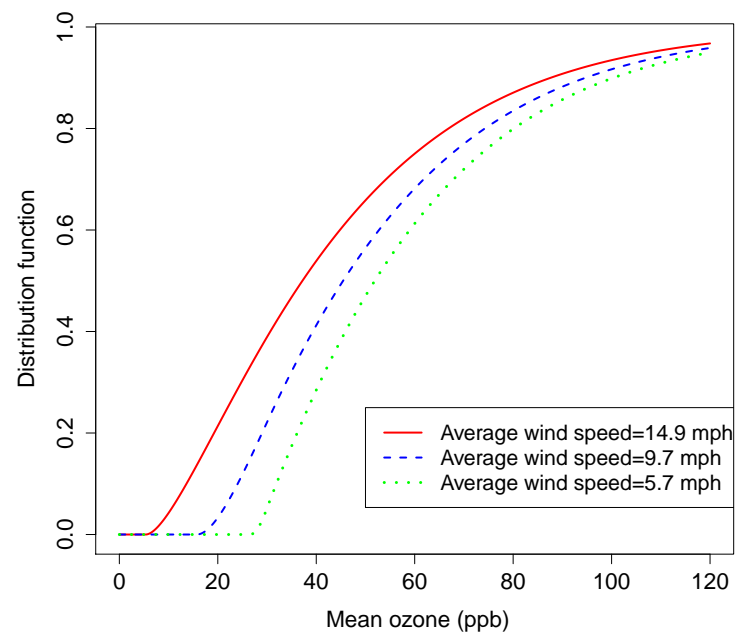


Figure 5: Effect of wind speed on the distribution of mean ozone.

negative dependence available in the literature, namely quadrant dependence, regression dependence and likelihood ratio dependence, etc.

We believe that the main contribution of our paper (apart from proposing the new flexible copula that can be used in numerous applications) is the explicit study of its properties. Specifically, we show that the Spearman's rho and the Kendall's tau are the decreasing functions with its dependence parameter and establish relevant ordering properties and connections with the main notions of negative dependence.

For the illustrative data analysis based on the proposed copula, we consider a dataset on daily air quality measurements for New York Metropolitan Area. Based on the observed data, we show that the Spearman's rho and the Kendall's tau between wind speed and ozone levels are -0.59 and -0.43, respectively, which indicate strong negative dependence. It is shown that the Gamma distributions fits better for both marginals and that the distribution of the mean ozone level decreases stochastically (in the sense of the usual stochastic order) as the wind speed increases.

It is interesting to consider in the future research the semiparametric generalisation of the proposed copula and to investigate its associated properties. Another possible direction of further studies could be a multivariate extension of the proposed copula using the approaches considered by [Liebscher \(2008\)](#), [Fischer and Köck \(2012\)](#) and [Mazo et al. \(2015\)](#).

Acknowledgement

The first author sincerely acknowledges the financial support from the University of the Free State, South Africa. The second author was supported in part by the Lloyd's Register Foundation programme on data-centric engineering at the Alan Turing Institute, UK.

References

- Ahn, J. Y. (2015). Negative dependence concept in copulas and the marginal free herd behavior index. *Journal of Computational and Applied Mathematics*, 288:304–322.
- Amblard, C. and Girard, S. (2009). A new extension of bivariate FGM copulas. *Metrika*, 70:1–17.
- Bairamov, I. and Kotz, S. (2000). Dependence structure and symmetry of huang-kotz FGM distributions and their extensions. *Metrika*, 56:55–72.

- Bairamov, I. and Kotz, S. (2003). On a new family of positive quadrant dependent bivariate distributions. *International Mathematical Journal*, 3(11):1247–1254.
- Balakrishnan, N. and Lai, C. (2009). *Continuous Bivariate Distributions*. Springer, Newyork.
- Balakrishnan, N. and Ristic, M, M. (2016). Multivariate families of gamma-generated distributions with finite or infinite support above or below the diagonal. *Journal of Multivariate Analysis*, 143:194–207.
- Bekrizadeh, H. and Jamshidi, B. (2017). A new class of bivariate copulas: dependence measures and properties. *Metron*, 75:31–50.
- Bekrizadeh, H., Parham, G. A., and Zadkarmi, M. R. (2012). The new generalization of farlie-gumbel- morgenstern copulas. *Metrika*, 6:3527–3533.
- Bhuyan, P., Ghosh, S., Majumder, P., and Mitra, M. (2020). A bivariate life distribution and notions of negative dependence. *Stat*, 9(1):1–11.
- Chambers, J. M., Cleveland, W. S., Kleiner, B., and Tukey, P. A. (1983). *Graphical Methods for Data Analysis*. Wadsworth & Brooks.
- Cooray, K. (2019). A new extension of the FGM copula for negative association. *Communications in Statistics - Theory and Methods*, 48(8):1902–1919.
- Esary, J. D. and Lehmann, E. L. (1972). Relationship among some concepts of bivariate dependence. *The Annals of Mathematical Statistics*, 43:651–655.
- Fang, Z. and Joe, H. (1992). Further developments on some dependence orderings for continuous bivariate distributions. *Annals of the Institute of Statistical Mathematics*, 44:501–517.
- Finkelstein, M. (2003). On one class of bivariate distributions. *Statistics & Probability Letters*, 65:1–6.
- Fischer, M. and Köck, C. (2012). Constructing and generalizing given multivariate copulas: a unifying approach. *Statistics*, 46:1–12.
- Fontaine, C., Frostig, R., and Ombao, H. (2020). Modeling dependence via copula of functionals of fourier coefficients. *TEST*, <https://doi.org/10.1007/s11749-020-00703-5>.

- Freund, J. E. (1961). A bivariate extension of the exponential distribution. *Journal of the American Statistical Association*, 56:296:971–977.
- Gorai, A. K., Tuluri, F., Huang, H., Hayami, H., Yoshikado, H., and Kawamoto, Y. (2015). Influence of local meteorology and NO_2 conditions on ground-level ozone concentrations in the eastern part of Texas, USA. *Air Quality, Atmosphere & Health*, 8(1):81–96.
- Gumbel, E. J. (1960). Bivariate exponential distributions. *Journal of the American Statistical Association*, 55(292):698–707.
- Hürlimann, W. (2015). A comprehensive extension of the FGM copula. *Statistical Papers*, 58:373–392.
- Joe, H. (1997). *Multivariate Models and Dependence Concepts*. Chapman & Hall, London.
- Joe, H. (2015). *Dependence Modeling with Copulas*. CRC Press, Taylor & Francis Group, LLC.
- Khiem, M., Ooka, R., Huang, H., Hayami, H., Yoshikado, H., and Kawamoto, Y. (2010). Analysis of the relationship between changes in meteorological conditions and the variation in summer ozone levels over the central kanto area. *Advances in Meteorology*.
- Kimeldorf, G. and Sampson, A. R. (1987). Positive dependence orderings. *Annals of the Institute of Statistical Mathematics*, 39:113–128.
- Kurothe, R. S., Goel, N. K., and Mathur, B. S. (1997). Derived flood frequency distribution for negatively correlated rainfall intensity and duration. *Water Resources Research*, 33:2103–2107.
- Lai, C. D. and Xie, M. (2000). A new family of positive quadrant dependent bivariate distributions. *Statistics & Probability Letters*, 46:359–364.
- Lehmann, E. L. (1966). Some concepts of dependence. *The Annals of Mathematical Statistics*, 37(5):1137–1153.
- Liebscher, E. (2008). Construction of asymmetric multivariate copulas. *Journal of Multivariate Analysis*, 99:2234–2250.
- Mazo, G., Girard, S., and Forbes, F. (2015). A class of multivariate copulas based on products of bivariate copulas. *Journal of Multivariate Analysis*, 140:363–376.

- Mohtashami-Borzadaran, V., Amini, M., and Ahmadi, J. (2019). On the properties of a reliability dependent model. *Proceeding of the 5th Seminar on Reliability Theory and its Applications, Yazd, Iran*, pages 256–265.
- Nelsen, R. B. (2006). *An Introduction to Copula*. Springer Science+Business Media, Inc.
- Sarmanov, O. V. (1996). Generalized normal correlation and two-dimensional fréchet classes. *Doklady Akademii Nauk SSSR*, 168:596–599.
- Scarsini, M. and Shaked, M. (1996). Positive dependence orders: a survey. *In Athens Conference on Applied Probability and Time Series Analysis*, pages 70–91.
- Schucany, W. R., Parr, W. C., and Boyer, J. E. (1978). Correlation structure in farlie-gumbel-morgenstern distributions. *Biometrika*, 65(3):650–653.
- Topcu, S., Anteplioglu, U., and Incecik, S. (2003). Surface ozone concentrations and its relation to wind field in Istanbul. *Water, Air, & Soil Pollution: Focus*, 3:53–60.
- Yanagimoto, T. (1972). Families of positively dependent random variables. *The Annals of Mathematical Statistics*, 24:559–573.
- Yanagimoto, Y. and Okamoto, M. (1969). Partial orderings of permutations and monotonicity of a rank correlation statistic. *Annals of the Institute of Statistical Mathematics*, 21:489–506.