

Orbital Stabilization of Point-to-Point Maneuvers in Underactuated Mechanical Systems

Christian Fredrik Sætre* Anton Shiriaev

Department of Engineering Cybernetics, NTNU, Trondheim, Norway.

Abstract

The task of inducing, via continuous static state-feedback, an asymptotically stable heteroclinic orbit in a nonlinear control system is considered in this paper. The main motivation comes from the problem of ensuring convergence to a so-called point-to-point maneuver in an underactuated mechanical system, that is, to a smooth curve in its state-control space that is consistent with the system dynamics and which connects two stabilizable equilibrium points. The proposed method uses a particular parameterization, together with a state projection onto the maneuver's orbit as to combine two linearization techniques for this purpose: the Jacobian linearization at the equilibria on the boundaries and a transverse linearization along the orbit. This allows for the computation of stabilizing control gains offline by solving a semidefinite programming problem. The resulting nonlinear controller, which simultaneously asymptotically stabilizes both the orbit and the final equilibrium, is time-invariant, locally Lipschitz continuous, requires no switching and has a familiar feedforward plus feedback-like structure. The method is also complemented by synchronization function-based arguments for planning such maneuvers for mechanical systems with one degree of underactuation. Numeric simulations of the non-prehensile manipulation task of a ball rolling between two points upon the "butterfly" robot demonstrates the efficacy of the full synthesis.

Keywords: Orbital stabilization; Underactuated mechanical systems; Nonlinear feedback control; Nonprehensile manipulation.

1 Introduction

A *point-to-point* (PtP) motion is perhaps the most fundamental of all motions in robotics: Starting from rest at a certain configuration (point), the task is to steer the system to rest at a different goal configuration. Often it can be also be beneficial, or even necessary, to know a specific predetermined motion which smoothly connects the two configurations, on the form of a curve in the state-control space which is consistent with the system dynamics, a *maneuver* [1]. This for instance ensures that the controls stay within the admissible range along the nominal motion, as well as that neither any kinematic- nor dynamics constraints are violated along it. Knowledge of a maneuver is also especially important when considering an *underactuated mechanical system* (UMS), that is, a system having fewer independent controls (actuators) than degrees of freedom [2, 3]. This is due to the fact that any feasible motion of such a system must comply with the dynamic constraints which arise due to the underactuation [4].

Planning such (open-loop) PtP maneuvers in an UMS, e.g. a swing-up motion of an inverted pendulum with several passive degrees of freedom, is of course a nontrivial task in general. Supposing, however, that such a maneuver is given, then it naturally has to be complemented by some feedback controller as to handle the perturbations which inevitably will occur in practice. For non-feedback linearizable systems (i.e. the vast majority) this is also a nontrivial task. The challenge again lies in the lack of actuation, which may severely limit the possible actions the controller can take. This can make reference tracking controllers less suited for this purpose, as they, often unnecessarily so, are tasked with tracking one specific trajectory (among infinitely many) along the maneuver, meaning that they also have to ensure the *timing* of the motion, as opposed to only its invariance in state space.

For the cases in which it is the invariance of the motion itself which is the main concern, one can instead design an *orbitally stabilizing feedback*: a time-invariant state-feedback controller that (asymptotically) stabilizes the set of all the states along the maneuver, i.e., its *orbit*. In regards to PtP maneuvers, such a feedback

* Corresponding author. Email addresses: {christian.f.satire, anton.shiriaev}@ntnu.no

controller is therefore equivalent to inducing an asymptotically stable *heteroclinic orbit* in the resulting closed-loop system—an invariant, one-dimensional manifold which (smoothly) connects the initial and final equilibrium points. Naturally, there are some clear advantages to such an approach: First, all solutions starting upon the orbit asymptotically converge to the final equilibrium along the maneuver, with the behaviour when evolving along it known *a priori*. Secondly, due to the asymptotic stability of the orbit, all solutions starting within some neighborhood converge to it asymptotically, and therefore also to the final equilibrium.

In regards to the design of such feedback, the maneuver regulation approach proposed in [1] is of particular interest. There, the task of stabilizing—by static state-feedback—non-vanishing (i.e. equilibrium-free) maneuvers of feedback linearizable systems was considered, with the approach later extended to a class of nonminimum phase systems on normal form in [5]. The key idea in these papers is to convert a linear tracking controller into a controller stabilizing the maneuver. This is achieved by using a projection of the system states onto the maneuver, a *projection operator* as we will refer to it here, to recover the corresponding “time” to be used in the controller, thus eliminating its time dependence. The former tracking error therefore instead becomes a *transverse* error—a weighted measure of the distance from the current state to the maneuver, or, equivalently, to its orbit. Indeed, it has long been known (see, e.g., [6]) that for non-trivial orbits, such as periodic ones, strict contraction in the directions transverse to it corresponds to the contraction of solutions towards the orbit itself; see also [7–10]. Moreover, this contraction can be determined from a specific linearization of the system dynamics along the nominal orbit [11], a so-called *transverse linearization* [12–14]. Since this contraction occurs on transverse hyperplanes, only the linearization of a set of transverse coordinates of dimension one less than the dimension of the state space needs to be stabilized; a fact which has been readily used to stabilize periodic orbits in UMSs (see, e.g., [12] and the references therein).

For the purpose we consider in this paper, however, namely the design of a continuous (orbitally) stabilizing feedback controller for PtP motions with a known maneuver, one must of course also take into consideration the equilibria located at the boundaries of the motion. On the one hand, this directly excludes regular transverse coordinates-based methods such as [4, 12, 13], which would then require some form of control switching and/or orbit jumping à la [15, 16]. On the other hand, the ideas proposed in regards to maneuver regulations in [1, 5] can, as we will see, to some extent be modified as to also handle the equilibria, but suffers from other shortcomings: 1) the choice of projection operator is strictly determined by the tracking controller, thus excluding simpler operators, e.g., operators only depending on the configuration variables; while most importantly, 2) the restriction of constant feedback gains greatly limits its applicability to stabilize (not necessarily PtP) motions of both UMSs and nonlinear systems in general.

Contributions. The approach we propose in this paper for stabilizing PtP maneuvers removes the previously mentioned shortcomings by instead utilizing a transverse linearization as in [11] in the feedback design rather than converting an existing tracking controller. This extends the applicability of the ideas in [1] to a larger class of dynamical systems, as well as to different types of behaviours, including PtP maneuvers. The main novelty in our approach lies in the use of a specific parameterization of the maneuver, together with an operator to recover the parameterizing variable, which, roughly speaking, allows us to merge the transverse linearization with the regular Jacobian linearization at the boundary equilibria. This, in turn, allows us to derive a (locally Lipschitz) Lyapunov function candidate for the nominal orbit as a whole. The main contributions and results of this paper are listed below.

1. We state conditions upon a (Lipschitz continuous) feedback controller for (orbital) stabilization of PtP maneuvers in nonlinear control-affine systems; see Theorem 9 in Section 4.
2. We provide a procedure for constructing such feedback, on the form of a semidefinite programming problem; see Proposition 13 in Section 4.
3. We propose a synchronization function-based method for planning PtP maneuvers for a class of underactuated mechanical systems; see Theorem 15 in Section 5.
4. We show how to generate a stable PtP motion between any two points upon the “butterfly” robot; see Proposition 16 in Section 6

Note also that, with only minor modifications, these statements also provide new approaches to solve the “easier” tasks of planning and orbitally stabilizing periodic motions, or to ensure contraction of non-vanishing motions defined over a finite time interval.

Outline. The rest of the paper is organized as follows. We begin by stating the problem formulation in Section 2. In Section 3 we introduce some preliminary concepts which are used in the main result, namely a

specific parameterization of the motion (Sec. 3.1), the concept of projection operators to recover the parameterizing variable (Sec. 3.2) and a special set of variables whose origin correspond to the orbit (Sec. 3.3). The main result of the paper, i.e. conditions upon an orbitally stabilizing feedback for a PtP maneuver, as well as how to design one are stated in Section 4. In Section 5 we provide statements for planning PtP maneuvers of underactuated systems. A nonprehensile manipulation example is then given in Section 6. Lastly, Section 7 contains a brief discussion, while some concluding remarks are given Section 8.

Notation. I_n denotes the $n \times n$ identity matrix and $0_{n \times m}$ a $n \times m$ matrix of zeros, with $0_n = 0_{n \times n}$. For a compact set \mathcal{S} , we denote by \mathcal{S}^o its interior and by $\partial\mathcal{S}$ its boundary. For $\mathcal{O} \subset \mathbb{R}^n$ and $x \in \mathbb{R}^n$ we use $\text{dist}(\mathcal{O}, x) := \inf_{y \in \mathcal{O}} \|x - y\|$, with $\|x\| = \sqrt{x^\top x}$. For some $x \in \mathbb{R}^n$ and $\epsilon > 0$ we define the open n -ball $\mathcal{B}_\epsilon(x) := \{y \in \mathbb{R}^n : \text{dist}(x, y) < \epsilon\}$. For column vectors x and y we use the shorthand $\text{col}(x, y) := [x^\top, y^\top]^\top$. For a \mathcal{C}^1 mapping $h : \mathbb{R}^n \rightarrow \mathbb{R}^m$, we denote by $\mathbf{J}_h : \mathbb{R}^n \rightarrow \mathbb{R}^{m \times n}$ its Jacobian matrix, and if $m = 1$ then $\mathbf{H}_h : \mathbb{R}^n \rightarrow \mathbb{R}^{n \times n}$ denotes its Hessian matrix. If $s \mapsto h(s)$ is differentiable at $s \in \mathcal{S} \subseteq \mathbb{R}$, then $h'(s) = \frac{d}{ds}h(s)$. We use $\|h(x)\| = O(\|x\|^{k+1})$ to denote that $\|h(x)\|/\|x\|^k \rightarrow 0$ as $\|x\| \rightarrow 0$. $\mathbb{M}_{>0}^n(\mathcal{S})$ (resp. $\mathbb{M}_{\geq 0}^n(\mathcal{S})$) denotes the set of all smooth, symmetric, positive (resp. semi-) definite $n \times n$ matrix-valued functions over $\mathcal{S} \subseteq \mathbb{R}$, i.e. if $\mathbb{M}_{\geq 0}^n(\mathcal{S}) \ni M : \mathcal{S} \rightarrow \mathbb{R}^{n \times n}$ then $M(s) = M^\top(s) \succ 0$ for all $s \in \mathcal{S}$.

2 Problem formulation

Consider a nonlinear control-affine system

$$\dot{x} = f(x) + g(x)u \quad (1)$$

with state $x \in \mathbb{R}^n$ and with ($m < n$) controls $u \in \mathbb{R}^m$. It is assumed that both $f : \mathbb{R}^n \rightarrow \mathbb{R}^n$ and the columns of the full-rank matrix function $g : \mathbb{R}^n \rightarrow \mathbb{R}^{n \times m}$, denoted $g_i(\cdot)$, are twice continuously differentiable.

Let the pair $(x_e, u_e) \in \mathbb{R}^n \times \mathbb{R}^m$ correspond to an equilibrium of (1), i.e., $f(x_e) + g(x_e)u_e \equiv 0_{n \times 1}$. If we denote by $A := E(x_e, u_e)$ and $B := g(x_e)$, with

$$E(x, u) := \mathbf{J}_f(x) + \sum_{i=1}^m \mathbf{J}_{g_i}(x)u_i, \quad (2)$$

then it is well known that the (forced) equilibrium point x_e is linearly stabilizable if there exists some $K \in \mathbb{R}^{m \times n}$ such that $A_{cl} := A + BK$ is Hurwitz (stable). That is, the full-state feedback $u = u_e + K(x - x_e)$ then renders x_e a locally asymptotically stable equilibrium of (1).

With this in mind, suppose two linearly stabilizable equilibrium states, (x_0, u_0) and (x_f, u_f) , of (1) are known, for which $x_0 \neq x_f$. Further suppose that there exists a pair of mappings $x_\star : \mathcal{S} \rightarrow \mathbb{R}^n$ and $u_\star : \mathcal{S} \rightarrow \mathbb{R}^m$ of class \mathcal{C}^2 and \mathcal{C}^1 , respectively, with $\mathcal{S} := [s_0, s_f] \subset \mathbb{R}$, such that

$$\mathcal{M} := \{(x, u) \in \mathbb{R}^n \times \mathbb{R}^m : x = x_\star(s), u = u_\star(s), s \in \mathcal{S}\}$$

is a *maneuver* of (1) connecting these equilibrium states; that is, $x_\star(\cdot)$ and $u_\star(\cdot)$ satisfy the following relations:

- R1.** $\frac{d}{dt}x_\star(s) = f(x_\star(s)) + g(x_\star(s))u_\star(s)$ for all $s \in \mathcal{S}$;
- R2.** $\|f(x_\star(s)) + g(x_\star(s))u_\star(s)\| > 0$ for all $s \in \mathcal{S}^o$;
- R3.** $(x_\star(s_i), u_\star(s_i)) = (x_i, u_i)$ for both $i \in \{0, f\}$.

Here time evolution of the parameterizing variable s on \mathcal{M} is described by

$$\dot{s} = \rho(s), \quad (3)$$

where the continuous function $\rho : \mathcal{S} \rightarrow \mathbb{R}_{\geq 0}$, which is strictly positive and \mathcal{C}^2 over \mathcal{S}^o , is assumed to be known.

Rather than attempting to track a specific time-parameterized trajectory of \mathcal{M} , naturally resulting in a time-varying (tracking) control law, we are in this paper instead interested in finding a continuous, time-invariant, static state-feedback controller which asymptotically stabilizes the corresponding *heteroclinic orbit*. That is to say, if we denote by \mathcal{O} the orbit corresponding to the maneuver \mathcal{M} , namely

$$\mathcal{O} := \{x \in \mathbb{R}^n : x = x_\star(s), s \in \mathcal{S}\}, \quad (4)$$

whose α - and ω -limit points necessarily are x_0 and x_f , respectively, then the notion of stability we here consider falls under the following set-stability notion:

Definition 1. A closed invariant set $\Gamma \subset \mathbb{R}^n$ of the system (1) is said to be *asymptotically stable* if, for any $\epsilon > 0$, there exists a $\delta > 0$ such that for all solutions $x(\cdot)$ of (1) satisfying $\text{dist}(\Gamma, x(t_0)) < \delta$, it is implied that:

- (*Stability*) $\text{dist}(\Gamma, x(t)) < \epsilon$ for all $t \geq t_0$;
- (*Attractivity*) $\text{dist}(\Gamma, x(t)) \rightarrow 0$ as $t \rightarrow \infty$.

The main problem we aim solve in this paper can then be stated as follows.

Problem 2. (Orbital Stabilization) Find a mapping $k : \mathbb{R}^n \rightarrow \mathbb{R}^m$, which is locally Lipschitz in a neighborhood $\mathcal{N}(\mathcal{O})$ of \mathcal{O} and satisfies $k(x_*(s)) \equiv u_*(s)$ for all $s \in \mathcal{S}$, such that the orbit \mathcal{O} is rendered asymptotically stable with respect to (1) under the control law $u = k(x)$.

Since we have assumed $g(\cdot)$ to be of full rank, the asymptotic stability of \mathcal{O} necessarily implies that \mathcal{M} is attractive, although the maneuver will generally not be stable. We therefore use the fitting concept of orbital stabilization, which here is simply taken to mean asymptotic stabilization of the maneuver's orbit.

As the orbit (4) also contains the initial equilibrium x_0 , it follows that, under any feedback which solves Problem 2, all solution of (1) will (locally) converge either directly to the now unstable equilibrium x_0 or onto $\mathcal{O} \setminus \{x_0\}$. Along $\mathcal{O} \setminus \{x_0\}$ the states asymptotically approach the final equilibrium x_f , such that the asymptotic stability of \mathcal{O} is equivalent to the (local) attractivity of x_f . Thus, if in addition x_f can be shown to be stable, then (locally) asymptotic stability of x_f is necessarily ensured.

In order to solve Problem 2, we have to take into consideration that $\frac{d}{dt}x_*(s)$ vanishes for $s \in \partial\mathcal{S}$. We therefore begin by introducing a parameterization having an additional property next.

3 Preliminaries

3.1 Regular parameterizations

It will be assumed that a parameterization in accordance with the following is known.

Definition 3. An s -parameterization of \mathcal{M} , i.e. one that satisfies **R1-R3**, is said to be regular if $\|\mathcal{F}(s)\| > 0$ for all $s \in \mathcal{S}$, where $\mathcal{F}(s) := x'_*(s)$.

Using $\mathcal{F}(\cdot)$ and $\rho(\cdot)$ (see (3)), we can now rewrite **R1** as

$$\rho(s)\mathcal{F}(s) = f(x_*(s)) + g(x_*(s))u_*(s). \quad (5)$$

From this and **R2**, we can infer that $\rho(\cdot)$ must satisfy

$$\rho(s_0) = \rho(s_f) \equiv 0 \quad \text{and} \quad \rho(s) > 0 \quad \forall s \in \mathcal{S}^o. \quad (6)$$

and consequently that $\rho'(s_0) > 0$ and $\rho'(s_f) \leq 0$.

Thus the key property of a regular s -parameterization as by Def. 3 is just that $\|\frac{d}{ds}x_*\| > 0$ holds everywhere, resulting in $\rho \equiv 0$ at the equilibria. The reason we require this property is that it ensures the existence of an operator which instrumental in our approach. We define this operator next.

3.2 Projection operators

Since we are looking for a time-invariant feedback $k(\cdot)$, we require some mapping that allows us to recover the parameterizing variable s from the system's states within some neighborhood of the orbit, a so-called *projection operator*. Although such a mapping can always be constructed for periodic orbits (see, e.g., [14]), it needs to satisfy some additional requirements when the orbit begins and terminates at equilibrium points as we consider in this paper.

Definition 4. Let $\mathcal{X} \subset \mathbb{R}^n$ be a compact domain containing the orbit \mathcal{O} . A piecewise-defined mapping $p : \mathcal{X} \rightarrow \mathcal{S}$ is said to be a *projection operator* for some $x_* : \mathcal{S} \rightarrow \mathcal{O}$ according to Def. 3 if it satisfies the following properties:

- 1) It is a left inverse of $x_*(\cdot)$, i.e., $s = p(x_*(s)) \quad \forall s \in \mathcal{S}$;

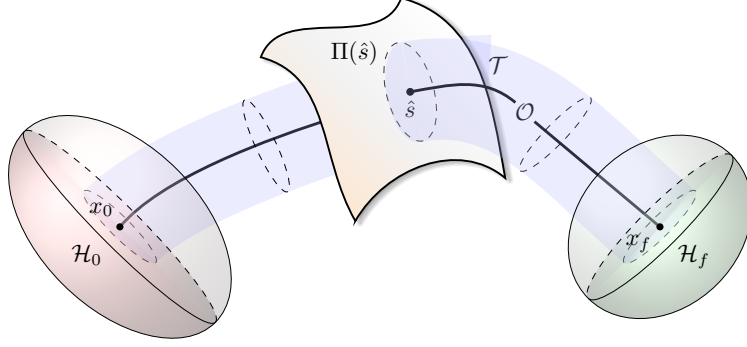


Figure 1: Illustration of the moving Poincaré section $\Pi(\hat{s})$ defined by (8) travelling along the orbit \mathcal{O} which begins and terminates at x_0 and x_f , respectively. The gradient of the projection operator is assumed to be nonzero and well defined within the blue-shaded tubular neighbourhood \mathcal{T} . Within darkly shaded hemispheres \mathcal{H}_0 and \mathcal{H}_f , on the other hand, the gradient vanishes as the projection operator projects the states onto the respective equilibrium therein.

- 2) It is twice (piecewise) continuously differentiable almost everywhere within \mathcal{X} ; in particular, there is an open tubular neighborhood $\mathcal{T} \subset \mathcal{X}$ of \mathcal{O} within which its gradient $\mathbf{J}_p^\top(x)$ is nonzero, bounded and continuously differentiable, while

$$\omega(s) := \mathbf{J}_p(x_*(s)) \quad (7)$$

is such that $\omega(s)\mathcal{F}(s) \equiv 1$ for all $s \in \mathcal{S}$;

- 3) There exists some $\epsilon_0, \epsilon_f > 0$ such that

$$p(\mathcal{B}_{\epsilon_0}(x_0) \setminus \mathcal{T}) = s_0 \quad \text{and} \quad p(\mathcal{B}_{\epsilon_f}(x_f) \setminus \mathcal{T}) = s_f.$$

In order to shed some light on the necessity of these requirements, we define the set

$$\Pi(\hat{s}) := \{x \in \mathcal{X} : p(x) = \hat{s}\}. \quad (8)$$

As is illustrated in Figure 1, for some $\hat{s} \in \mathcal{S}^o$ this set traces out a hypersurface, a so-called *moving Poincaré section* [17], which at $s \equiv \hat{s}$ is locally orthogonal to $\omega(s)$. By condition 2), this in turn implies that it is locally transverse to the direction of the nominal orbit's flow given by \mathcal{F} . The tubular neighborhood \mathcal{T} in the definition (consider the blue-shaded tube in Figure 1) can therefore be taken as any connected subset of $\bigcup_{s \in \mathcal{S}^o} \Pi(s)$ such that the surfaces $\Pi(s_1) \cap \mathcal{T}$ and $\Pi(s_2) \cap \mathcal{T}$ are locally disjoint for any $s_1, s_2 \in \mathcal{S}^o$, $s_1 \neq s_2$. Thus for some x in \mathcal{T} , which therefore lies upon a moving Poincaré section, the gradient $\mathbf{J}_p^\top(x)$ is nonzero and well defined.

This is however not true at the ends of the tube \mathcal{T} . This brings us to condition 3), which guarantees the existence of the two half-ball-like regions $\mathcal{H}_0 := \mathcal{B}_{\epsilon_0}(x_0) \setminus \mathcal{T}$ and $\mathcal{H}_f := \mathcal{B}_{\epsilon_f}(x_f) \setminus \mathcal{T}$ of non-zero measure that are contained within $\Pi(s_0)$ and $\Pi(s_f)$, respectively (consider the darkly shaded semi-ellipsoids in Figure 1). As a consequence, $\|\mathbf{J}_p(x)\| \equiv 0$ for all $x \in \mathcal{H}_0^o \cup \mathcal{H}_f^o$. Hence $p(\cdot)$ is differentiable almost everywhere within \mathcal{X} except at the hypersurfaces $\mathcal{X}_0 := \lim_{s \rightarrow s_0^+} \Pi(s)$ and $\mathcal{X}_f := \lim_{s \rightarrow s_f^-} \Pi(s)$, which correspond to the intersections between the tube and half-balls.

The following provides a large family of such operators.

Lemma 5. *Let $\Lambda \in \mathbb{M}_{\geq 0}^n(\mathcal{S})$ be such that the following holds for all $s \in \mathcal{S}$: $\mathcal{F}^\top(s)\Lambda(s)\mathcal{F}(s) > 0$. Then there is a neighbourhood $\mathcal{X} \subset \mathbb{R}^n$ of \mathcal{O} within which*

$$p(x) = \arg \min_{s \in \mathcal{S}} [(x - x_*(s))^\top \Lambda(s) (x - x_*(s))] \quad (9)$$

has a unique solution such that $p : \mathcal{X} \rightarrow \mathcal{S}$ is projection operator. Moreover, $\omega(s) := \mathbf{J}_p(x_*(s))$ is then given by

$$\omega(s) = \frac{\mathcal{F}^\top(s)\Lambda(s)}{\mathcal{F}^\top(s)\Lambda(s)\mathcal{F}(s)}. \quad (10)$$

Proof. See Appendix A.

3.3 Merging two linearization techniques

Given a regular parameterization $x_\star : \mathcal{S} \rightarrow \mathcal{O}$ and a projection operator $p : \mathcal{X} \rightarrow \mathcal{S}$ (see definitions 3 and 4), consider now the variables

$$\tilde{x} := x - x_\star(s) \quad \text{with} \quad s = p(x). \quad (11)$$

Evidently, the origin of these variables corresponds to the nominal orbit \mathcal{O} , while, locally, they are non-zero away from it. Moreover, from the discussion in Sec. 3.2, it follows that they are well defined for $x \in \mathcal{X}$, locally Lipschitz in a neighborhood of \mathcal{O} , and therefore continuously differentiable almost everywhere therein. Due to how we have defined projection operators, the variables (11) may also be interpreted differently depending on where in \mathcal{X} the current state is located. To illustrate this fact, we will again consider the half-balls $(\mathcal{H}_0, \mathcal{H}_f)$ and the tube \mathcal{T} introduced in the Sec. 3.2. We will also use the subscript i to denote some fixed $i \in \{0, f\}$.

Suppose the controller in (1) is taken according to

$$u = u_\star(s) + K(s)\tilde{x} \quad \text{with} \quad s = p(x) \quad (12)$$

where $K : \mathcal{S} \rightarrow \mathbb{R}^{m \times n}$ is of class \mathcal{C}^1 . Let

$$A_s(s) := E(x_\star(s), u_\star(s)) \quad \text{and} \quad B_s(s) := g(x_\star(s)) \quad (13)$$

where $E(\cdot)$ is given by (2), such that we can define

$$A_{cl}(s) := A_s(s) + B_s(s)K(s). \quad (14)$$

Since for $x \in \mathcal{H}_i^o$ we have $p(x) = s_i$, it follows that $\tilde{x} = x - x_i$ therein. It can therefore be shown that

$$x \in \mathcal{H}_i^o \implies \frac{d}{dt}\tilde{x} = A_{cl}(s_i)\tilde{x} + O(\|\tilde{x}\|^2). \quad (15)$$

The first-order approximation of the dynamics of these variables inside either half-ball thus evidently just corresponds to the Jacobian linearization of (1) about the respective forced equilibria.

The variables (11) takes on a somewhat different meaning within the tube \mathcal{T} . To see this, consider the Jacobian matrix $\Omega(s) := \mathbf{J}_{\tilde{x}}(x_\star(s))$, which can be written as

$$\Omega(s) = I_n - \mathcal{F}(s)\omega(s). \quad (16)$$

Let us recall some of its properties.

Lemma 6 ([14]). *The matrix function $\Omega(s)$ defined in (16) is a projection matrix, that is $\Omega^2(s) = \Omega(s)$ for all $s \in \mathcal{S}$; its rank is always $n - 1$; while $\omega(s)$ and $\mathcal{F}(s)$ span its left- and right annihilator spaces, respectively.*

Simply put, the matrix $\Omega(s)$ projects any vector $x \in \mathbb{R}^n$ upon the hyperplane orthogonal to $\omega(s)$. Using its properties, it can be shown that the Taylor expansion of the coordinates (11) about $x_\star(s)$ may be written as

$$\tilde{x} = \Omega(s)\tilde{x} + \mathcal{F}(s)l(s, \tilde{x}) \quad (17)$$

for some scalar function $l(\cdot)$ satisfying $\|l(s, \tilde{x})\| = O(\|\tilde{x}\|^2)$. The variables (11) may therefore be interpreted as to form an excessive set of so-called *transverse coordinates* inside \mathcal{T} [14]. This means that the qualitative stability properties of the orbit may be assessed therein using the corresponding *transverse linearization*—the first-order approximation of their dynamics.

Lemma 7 (Transverse linearization [11, 14]). *Inside the tube \mathcal{T} , the first-order approximation of the dynamics of the coordinates (11) along the orbit \mathcal{O} is described by the differential-algebraic equations:*

$$\begin{cases} \frac{d}{dt}\delta\tilde{x} &= [\Omega(s)A_{cl}(s) - \mathcal{F}(s)\omega'(s)\rho(s)]\delta\tilde{x}, \\ 0 &= \omega(s)\delta\tilde{x}, \end{cases} \quad (18)$$

where $\omega'(s) := \mathcal{F}^\top(s)\mathbf{H}_p(x_\star(s))$.

Using again the shorthand notation $s = p(x)$, it follows from this and (17), that for $x \in \mathcal{T}$:

$$\frac{d}{dt}\tilde{x} = [\Omega(s)A_{cl}(s) - \mathcal{F}(s)\omega'(s)\rho(s)]\Omega(s)\tilde{x} + O(\|\tilde{x}\|^2), \quad (19)$$

or equivalently $\Omega(s)\dot{\tilde{x}} = \Omega(s)A_{cl}(s)\Omega(s)\tilde{x} + O(\|\tilde{x}\|^2)$. As a consequence, any feedback that ensures contraction towards the origin of (18) will evidently also ensure local contraction towards the nominal orbit when inside \mathcal{T} .

In regards to assessing such a contraction, the following statement, which is slight reformulation of Theorem 1 in [18] may be used (we omit the s -arguments in order shorten the notation). Note that this statement also can be derived from the stronger statements found in [11, 19] (see, respectively, Theorem 5.1 and Theorem 1 therein).

Lemma 8. *Suppose there exists $R, Q \in \mathbb{M}_{\geq 0}^n(\mathcal{S})$ such that the projected Lyapunov differential equation (PLDE)*

$$\Omega^\top [A_{cl}^\top \Omega^\top R + R \Omega A_{cl} + Q] \Omega + \rho \Omega^\top [R' - (\omega')^\top \mathcal{F}^\top R - R \mathcal{F} \omega'] \Omega = 0_n \quad (20)$$

is satisfied for all $s \in \mathcal{S}$. Then the scalar function

$$V_\perp = \delta \tilde{x}^\top R(s) \delta \tilde{x}$$

is strictly decreasing over \mathcal{S} with respect to the linearized transverse dynamics (18) as $\dot{V}_\perp = -\delta \tilde{x}^\top Q(s) \delta \tilde{x}$.

Before we move on to stating the main result of this paper, we remark that the existence and uniqueness of a (local) solution $\tilde{x}(\cdot)$ is guaranteed under the control law (12). Indeed, this is ensured by the existence and uniqueness of the solutions to the nonlinear system (1) as the control law (12) is locally Lipschitz in a neighborhood of the nominal orbit (4); a fact which readily follows from \tilde{x} being locally Lipschitz in \mathcal{X} and that $K(\cdot)$ is \mathcal{C}^1 .

4 Main results

4.1 Conditions upon a stabilizing feedback

Recall the definitions of ρ , A_{cl} and Ω given in (3), (14) and (16), respectively.

Theorem 9. *Suppose there exists a symmetric, positive definite (SPD) matrix function $R : \mathcal{S} \rightarrow \mathbb{R}^{n \times n}$ such that: 1. For some SPD matrices $Q_0, Q_f \in \mathbb{R}^{n \times n}$, it satisfies the algebraic Lyapunov equations:*

$$A_{cl}^\top(s_0)R(s_0) + R(s_0)A_{cl}(s_0) = -Q_0, \quad (21a)$$

$$A_{cl}^\top(s_f)R(s_f) + R(s_f)A_{cl}(s_f) = -Q_f; \quad (21b)$$

2. For some smooth SPD matrix function $Q : \mathcal{S} \rightarrow \mathbb{R}^{n \times n}$, the matrix function $R_\perp(s) := \Omega^\top(s)R(s)\Omega(s)$ solves the following differential matrix equation for all $s \in \mathcal{S}$:

$$\Omega^\top(s) [A_{cl}^\top(s)R_\perp(s) + R_\perp(s)A_{cl}(s) + \rho(s)R'_\perp(s) + Q(s)] \Omega(s) = 0_n. \quad (22)$$

Then taking in (1) the (locally Lipschitz) control law (12) renders both the orbit \mathcal{O} , defined by (4), and the final equilibrium, x_f , asymptotically stable.

Remark 10. Any solution $R_\perp \in \mathbb{M}_{\geq 0}^n(\mathcal{S})$ to (22) satisfying $R_\perp(s) \equiv \Omega^\top(s)R_\perp(s)\Omega(s)$ for all $s \in \mathcal{S}$ is unique.

Proof. The proofs of both Theorem 9 and of Remark 10 are found in Appendix B.

Remark 11. Again, it is important to note that the control law (12) in Theorem 9 ensures the asymptotic stability of an orbit, i.e. the invariant set \mathcal{O} , which also includes x_0 . Thus, if starting sufficiently close to this orbit, it ensures that the system's states will eventually converge to either the initial equilibrium x_0 , which is rendered partially unstable (a ‘‘saddle’’), or to x_f . Any ambiguity in regards to the possibility of the system getting ‘‘stuck’’ at x_0 may, however, easily be removed by some ad hoc modification to the controller (12). This may be achieved in a multitude of different ways, with the perhaps simplest just limiting the codomain of the projection operator used in (12). For example, given an operator of the form (9), one may take $s = \arg \min_{s \in [s_0 + \epsilon, s_f]}(\cdot)$ for some sufficiently small $\epsilon > 0$. As another alternative, one can let $\epsilon \in [0, \epsilon_M]$ be a bounded dynamic variable, for example $\dot{\epsilon} = \lambda_\epsilon \cdot \text{sign}(\delta_\epsilon - \|x - x_0\|)$ for small positive numbers $\epsilon_M, \delta_\epsilon, \lambda_\epsilon$, although the control law will then no longer be truly static in a neighborhood of x_0 .

Before we move on to show how such a feedback can be constructed, let us also consider a simple example as to highlight the effect of the projection operator upon the resulting feedback controller.

Example 12. Consider the double integrator

$$\ddot{q} = u, \quad q(t), u(t) \in \mathbb{R},$$

with state vector $x = \text{col}(q, \dot{q})$. Starting from rest at q_0 , the task is to drive the system to rest at q_f ($> q_0$) along the curve $x_*(s) = \text{col}(s, \rho(s))$. Here $s \in \mathcal{S} := [q_0, q_f]$ and $\rho(s) := \kappa(s - q_0)(q_f - s)^2$ for some constant $\kappa > 0$. As $\|\mathcal{F}(s)\|^2 = 1 + (\rho'(s))^2 \geq 1$, this is a regular parameterization according Def. 3.

Suppose $p(\cdot)$ is a projection operator in line with Def. 4 (we will provide some candidates for this operator shortly). Using the shorthand notation $s = p(x)$, we define $\tilde{x}_1 := q - s$, $\tilde{x}_2 := \dot{q} - \rho(s)$ and $u_*(s) := \rho'(s)\rho(s)$, such that

$$u = u_*(s) - k_1\tilde{x}_1 - k_2\tilde{x}_2$$

is of the form of (12). Let us therefore check when this feedback, corresponding to a constant $K = [-k_1, -k_2]$, satisfies the conditions in Theorem 9 for a given $p(\cdot)$

We begin by considering the algebraic Lyapunov equations (21). Their solutions necessarily correspond to the constant matrices $A_{cl}(s_0)$ and $A_{cl}(s_f)$ being Hurwitz, which is the case only if $k_1, k_2 > 0$ as

$$A_{cl} := \begin{bmatrix} 0 & 1 \\ -k_1 & -k_2 \end{bmatrix}.$$

Suppose, therefore, in the following that $k_1, k_2 > 0$ and let $R \in \mathbb{R}^{2 \times 2}$ be the corresponding unique SPD solution to $A_{cl}^T R + R A_{cl} = -2I_2$. We may then consider the (locally Lipschitz) Lyapunov function candidate $V = 2^{-1} \tilde{x}^T R \tilde{x}$, with $\tilde{x} = \text{col}(\tilde{x}_1, \tilde{x}_2)$, whose origin evidently corresponds to the desired orbit. Within the interiors of $\Pi(q_0)$ and $\Pi(q_f)$, with $\Pi(\cdot)$ defined in (8), where $\|\mathbf{J}_p\| = 0$, we therefore have $\dot{V} = -\|\tilde{x}\|^2$. Thus to determine the stability of the orbit as a whole, we need to check that we also have contraction within some tubular neighborhood \mathcal{T} for the chosen projection operator. We will therefore consider two different such operators next.

By taking inspiration from [1], let us first consider the operator p corresponding to taking $\Lambda = R$ in (9). Using (10), we then observe that $\Omega^T(s)R\mathcal{F}(s) = 0_{1 \times 2}$ for all $s \in \mathcal{S}$. Hence (22) is everywhere satisfied for $R_\perp = R$ and $Q = I_2$ (see [1] for further details). Moreover, we have $\dot{V} = -\|\tilde{x}\|^2$ for all x such that $p(x) \in (q_0, q_f)$.

Consider now instead the operator obtained by taking $\Lambda = \text{diag}(1, 0)$ in (9). This is equivalent to $p(x) = \text{sat}_{q_0}^{q_f}(q)$, where $\text{sat}_a^b(\cdot)$ is the saturation function with lower- and upper bound a and b , respectively. Clearly then $\tilde{x}_1 \equiv 0$ for $q \in [q_0, q_f]$, while it can be shown that $\dot{\tilde{x}}_2 = -(k_2 + \rho'(s))\tilde{x}_2$. Thus, the time derivative of the above Lyapunov function now satisfies

$$\dot{V} = -R_{22}(k_2 + \rho'(s))\tilde{x}_2^2 = -R_{22}(k_2 + \rho'(s))\|\tilde{x}\|^2$$

whenever $q \in (q_0, q_f)$, with $R_{22} > 0$ the bottom-right element of R . We may therefore ensure that V will be strictly decreasing everywhere inside the tube (except, of course, on the nominal orbit) by taking, for instance, $k_2 > \sup_{s \in \mathcal{S}} |\rho'(s)|$. This is nevertheless in contrast to the previous operator (i.e. $\Lambda = R$) where $k_2 > 0$ could be taken arbitrarily small and still ensure contraction, thus highlighting the dependence of the feedback $K(\cdot)$ upon the choice of projection operator.

4.2 On constructing a feedback satisfying Theorem 9

Let $A_\perp(s) := \Omega(s)A_s(s) - \rho(s)\mathcal{F}(s)\mathcal{F}^T(s)\mathbf{H}_p(x_*(s))\Omega(s)$ and $B_\perp(s) := \Omega(s)B_s(s)$. By taking inspiration from the LMI based method of [20], the following statement can then be used to obtain a feedback matrix $K : \mathcal{S} \rightarrow \mathbb{R}^{m \times n}$ satisfying the conditions of Theorem 9.

Proposition 13. *Suppose that for some strictly positive, smooth function $\lambda : \mathcal{S} \rightarrow \mathbb{R}_{>0}$, there exists a pair of smooth matrix function $Y : \mathcal{S} \rightarrow \mathbb{R}^{m \times n}$ and $W \in \mathbb{M}_\zeta^n(\mathcal{S})$ such that the following differential linear matrix inequality (LMI) is satisfied for all $s \in \mathcal{S}$:*

$$\rho(s)W'(s) - W(s)A_\perp^T(s) - A_\perp(s)W(s) - Y(s)^T B_\perp^T(s) - B_\perp(s)Y(s) - \lambda(s)[\Omega(s)W(s) + W(s)\Omega^T(s)] \succeq 0_n. \quad (23)$$

Further suppose that for some $K_0, K_f \in \mathbb{R}^{m \times n}$ which are such that $(A_s(s_0) + B_s(s_0)K_0)$ and $(A_s(s_f) + B_s(s_f)K_f)$ are both Hurwitz, one has

$$K_0 W(s_0) = Y(s_0) \quad \text{and} \quad K_f W(s_f) = Y(s_f). \quad (24)$$

Then by taking $K(s) = Y(s)W^{-1}(s)$, the matrix function $R(s) = W^{-1}(s)$ satisfies Theorem 9.

Proof. See Appendix C.

In order to find a solution pair (W, Y) to Proposition 13, one can attempt to transcribe (by some means) the differential LMI (23) into a finite set of LMIs, which then can be solved as a semi-definite programming problem (SDPP). In regards to handling the constant stabilizing matrices K_0 and K_f in such a SDPP formulation, there are two main options: **1)** Add the LMI constraints

$$W(s)A_s^\top(s) + A_s(s)W(s) + Y^\top(s)B_s(s) + B_s(s)Y(s) \prec 0$$

for both $s \in \{s_0, s_f\}$; or **2)** Add the equality constraints (24), in which K_0 and K_f have been computed beforehand, for example by using a LQR: take $K_0 = -\Gamma_0^{-1}B_s^\top(s_0)R_0$ and $K_f = -\Gamma_f^{-1}B_s^\top(s_f)R_f$, where $R_0, R_f \in \mathbb{R}^{n \times n}$ are the solutions to the algebraic Riccati equations

$$A_s^\top(s_i)R_i + R_i A_s(s_i) + Q_i - R_i B_s(s_i) \Gamma_i^{-1} B_s^\top(s_i) R_i = 0_n \quad (25)$$

for $i \in \{0, f\}$ given some SPD matrices $\Gamma_0, \Gamma_f \in \mathbb{R}^{m \times m}$ and $Q_0, Q_f \in \mathbb{R}^{n \times n}$.

5 Planning point-to-point maneuvers of underactuated mechanical systems

We will now consider the task of planning point-to-point maneuvers with a parameterization according to Def. 3 for underactuated mechanical systems with n_q degrees of freedom and one degree of underactuation. The equations of motion of such systems are of the form [3]

$$\mathbf{M}(q)\ddot{q} + \mathbf{C}(q, \dot{q})\dot{q} + \mathbf{G}(q) = \mathbf{B}_q u. \quad (26)$$

Here $q = \text{col}(q_1, \dots, q_{n_q})$ are generalized coordinates and $\dot{q} \in \mathbb{R}^{n_q}$ the corresponding generalized velocities, $x = \text{col}(q, \dot{q})$ denotes the $n = 2n_q$ states, while $u \in \mathbb{R}^m$ is a vector of $m = n_q - 1$ control inputs; $\mathbf{M}(\cdot) \in \mathbb{R}^{n_q \times n_q}$ denotes the SPD inertia matrix; the constant matrix $\mathbf{B}_q \in \mathbb{R}^{n_q \times m}$ is of full rank; $\mathbf{C}(q, \dot{q}) = \mathbf{C}_1(q, \dot{q}) + \mathbf{C}_2(q, \dot{q})$ is a matrix function corresponding to any Coriolis and centrifugal forces, with $\mathbf{C}_1(q, \dot{q}) := \sum_{i=1}^{n_q} \frac{\partial \mathbf{M}(q)}{\partial q_i} \dot{q}_i$ and $\mathbf{C}_2(q, \dot{q}) := -\frac{1}{2} \left[\frac{\partial \mathbf{M}(q)}{\partial q_1} \dot{q}, \dots, \frac{\partial \mathbf{M}(q)}{\partial q_{n_q}} \dot{q} \right]^\top$; while $\mathbf{G}(\cdot) \in \mathbb{R}^{n_q}$ is the gradient of the system's potential energy.

Suppose that for a pair of points (configurations) q_0 and q_f , $q_0 \neq q_f$, there exists $u_0, u_f \in \mathbb{R}^m$ such that $\mathbf{G}(q_0) \equiv \mathbf{B}_q u_0$ and $\mathbf{G}(q_f) \equiv \mathbf{B}_q u_f$. The task we want solve in this section can then be stated as follows: Starting from rest at q_0 , find a smooth maneuver of (26) with parameterization according to Def. 3, along which the system is driven to rest at q_f . We propose for this purpose a procedure inspired by the *virtual holonomic constraints* approach of [4].

5.1 Synchronization functions and the reduced dynamics

Suppose a maneuver of (26) is known with parameterization according to Def. 3. Since the system (26) is mechanical, we may represent the curve $x_* : \mathcal{S} \rightarrow \mathcal{O}$ in the following form:

$$x_*(s) := \text{col}(\Phi(s), \Phi'(s)\rho(s)). \quad (27)$$

Here the vector function $\Phi(s) = \text{col}(\phi_1(s), \dots, \phi_{n_q}(s))$ traces out a geometric path in the configuration space of the system and consists of so-called *synchronization functions*,¹ that is, smooth functions $\phi_i(\cdot)$ which we assume can be built up by a finite number of basis functions.

The scalar function $\rho : \mathcal{S} \rightarrow \mathbb{R}_{\geq 0}$ may now, in addition to recovering the nominal velocity of the parameterizing variable s on \mathcal{O} as before (see (3)), also be considered as to set the speed at which the geometric path

¹If $s = s(q)$, then the relations $\phi_i(\cdot)$ are sometimes referred to a *virtual holonomic constraints* [4]. This terminology is somewhat misleading for the purpose we consider in this paper, however, and we therefore use the more fitting notion of synchronization functions.

formed by $\Phi(\cdot)$ is traversed. However, as the considered system has one degree of underactuation, we cannot just take ρ to be any arbitrary function as we did with the fully actuated example in Sec. 4.1. Rather, for (27) to correspond to a feasible solution of (26), then ρ must be a solution to the so-called *reduced dynamics*—a first-order differential equation of the form [4]:

$$\alpha(s)\rho'(s)\rho(s) + \beta(s)\rho^2(s) + \gamma(s) = 0. \quad (28)$$

Here $\alpha(s) := \mathbf{B}_q^\perp \mathbf{M}(\Phi(s))\Phi'(s)$, $\beta(\cdot) := \alpha'(\cdot) + \hat{\beta}(\cdot)$ with $\hat{\beta}(s) := \mathbf{B}_q^\perp \mathbf{C}_2(\Phi(s), \Phi'(s))\Phi'(s)$ and $\gamma(s) := \mathbf{B}_q^\perp \mathbf{G}(\Phi(s))$, where $\mathbf{B}_q^\perp \in \mathbb{R}^{1 \times m}$ is any full rank left-annihilator of \mathbf{B}_q , that is $\mathbf{B}_q^\perp \mathbf{B}_q = 0_{1 \times m}$. If a solution $\rho(\cdot)$ to the reduced dynamics (28) is found for some $\Phi(\cdot)$, then, using any left inverse \mathbf{B}_q^\dagger of \mathbf{B}_q , i.e., $\mathbf{B}_q^\dagger \mathbf{B}_q = I_m$, the nominal control input along (27) is given by

$$u_\star(s) = \mathbf{B}_q^\dagger [\mathcal{A}(s)\rho'(s)\rho(s) + \mathcal{B}(s)\rho^2(s) + \mathcal{G}(s)] \quad (29)$$

where $\mathcal{A}(s) := \mathbf{M}(\Phi(s))\Phi'(s)$, $\mathcal{B}(s) := \mathcal{A}'(s) + \mathbf{C}_2(\Phi(s), \Phi'(s))\Phi'(s)$ and $\mathcal{G}(s) := \mathbf{G}(\Phi(s))$.

The reduced dynamics and its solutions are naturally of particular interest for the task we here consider. We therefore recall some of the key properties of this equation next, with the following statement just a reformulation of Theorem 3 in [21].

Lemma 14. *Let $s_e \in \mathcal{S}$ be an equilibrium point of (28), i.e. $\gamma(s_e) \equiv 0$, satisfying $\alpha(s_e) \neq 0$. Let*

$$\nu(s) := \gamma'(s)/\alpha(s). \quad (30)$$

Then s_e is a center if $\nu(s_e) > 0$ or a saddle if $\nu(s_e) < 0$.

Here the conditions for a saddle equilibrium follows directly from the Hartman–Grobman theorem, whereas the condition for a center equilibrium point, on the other hand, can be attained by noticing that the solutions of (28) form certain level curves. More specifically, it is not difficult to see that

$$\mu(s_r, s) := \frac{1}{2}\alpha(s)e^{\int_{s_r}^s \frac{2\hat{\beta}(\nu)}{\alpha(\nu)} d\nu} =: \frac{1}{2}\alpha(s)\Psi(s_r, s) \quad (31)$$

is an integrating factor of (28) for any $s_r \in \mathcal{S}$; that is,

$$\frac{d}{ds} (\mu(s_r, s)\alpha(s)\rho^2(s)) + \mu(s_r, s)\gamma(s) = 0.$$

From this (or alternatively from [4, Theorem 1] using our notation), one can obtain the function

$$I(s_1, s_2, S_1, S_2) := \alpha(s_2)^2 S_2 - \Psi(s_2, s_1) \left[\alpha(s_1)^2 S_1 - 2 \int_{s_1}^{s_2} \Psi(s_1, \tau) \alpha(\tau) \gamma(\tau) d\tau \right] \quad (32)$$

whose value is exactly zero for any two points $s_1, s_2 \in \mathcal{S}$ if $S_1 \equiv \rho^2(s_1)$ and $S_2 \equiv \rho^2(s_2)$, where $\rho(\cdot)$ is a solution to the reduced dynamics (28). Note that for certain systems one has $\hat{\beta}(s) \equiv 0$ for all $s \in \mathcal{S}$, and hence $\Psi(\cdot) \equiv 1$. Naturally, this can significantly simplify the computation of the function (32) as then

$$I = \alpha(s_2)^2 S_2 - \alpha(s_1)^2 S_1 + 2 \int_{s_1}^{s_2} \alpha(\tau) \gamma(\tau) d\tau. \quad (33)$$

This property holds for all flat systems (i.e., systems whose inertia matrix $\mathbf{M}(\cdot)$ is constant) and for systems where the passive joint is the first in a kinematic chain, such as underactuated systems of Class-I according to the classification in [22].

5.2 Conditions for the existence of a PtP maneuver

Let us now demonstrate how one can use this theory in order to obtain a parameterization of the form as in Def. 3. In this regard, letting $\nu(\cdot)$ and $\Psi(\cdot)$ be defined as in (30) and (31), respectively, then the main result of this section follows, in which we note that the second part follows from Theorem 1 in [23].

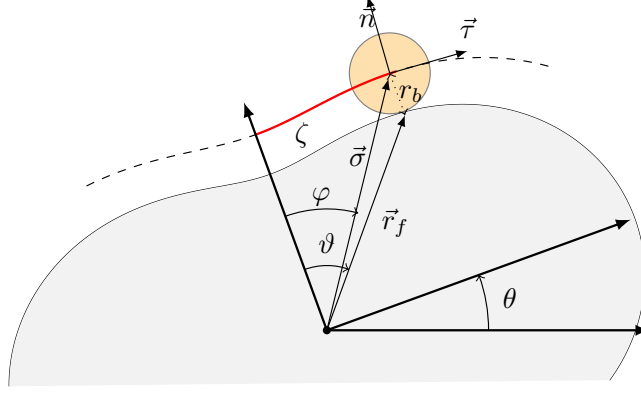


Figure 2: The coordinate convention used, with frame having the form of the “butterfly” robot.

Theorem 15. Suppose that the \mathcal{C}^4 -smooth map $\Phi : \mathcal{S} \rightarrow \mathbb{R}^{n_a}$ satisfying $\Phi(s_0) = q_0$ and $\Phi(s_f) = q_f$ with $\mathcal{S} := [s_0, s_f]$, is such that

$$\|\Phi'(s_0)\| \neq 0, \|\Phi'(s_f)\| \neq 0, \nu(s_0) < 0, \nu(s_f) \leq 0. \quad (34)$$

Further suppose that one of the following cases hold:

C1. The open interval \mathcal{S}° contains a single isolated equilibrium point s_e satisfying $\nu(s_e) > 0$, but no singular points, that is $\alpha(s) \neq 0$ for all $s \in \mathcal{S}$; in addition, the following is satisfied:

$$\int_{s_0}^{s_f} \Psi(s_0, \tau) \alpha(\tau) \gamma(\tau) d\tau \equiv 0. \quad (35)$$

C2. The interval \mathcal{S}° contains no equilibrium points, with $\gamma(s) > 0$ for all $s \in \mathcal{S}^\circ$, but a single isolated singular point s_s , that is $\alpha(s_s) \equiv 0$, at which

$$\hat{\beta}(s_s) < -\frac{3}{2}\alpha'(s_s) < 0. \quad (36)$$

Then there exists a unique, bounded, \mathcal{C}^2 -function $\rho : \mathcal{S} \rightarrow \mathbb{R}_{\geq 0}$ satisfying $\rho(s_0) = \rho(s_f) \equiv 0$ and $\rho(s) > 0$ for all $s \in \mathcal{S}^\circ$, such that the curve (27) satisfies Def. 3, with the nominal control input given by (29).

Proof. See Appendix D for the proof of Theorem 15.

For systems in which the equilibria of (28) are fixed, one must evidently utilize **C2** in order to find a PtP maneuver between two adjacent equilibria. For system in which $\hat{\beta}(s) \equiv 0$ for all $s \in \mathcal{S}$, on the other hand, e.g. flat systems, then evidently **C2** cannot be used.

6 Application to non-prehensile manipulation

We will now apply both the motion planning method proposed in Section 5 and the feedback design approach outlined in Section 4 as to solve the following non-prehensile manipulation [24] problem: Generate a stable PtP maneuver corresponding to a ball rolling between any two points upon a actuated planar frame. We begin by describing the system model and provide some necessary assumptions.

6.1 System description and mathematical model

Consider a ball of (effective) radius r_b rolling-without-slipping upon the boundary of an actuated frame as seen in Figure 2. The edge of the frame is traced out by the polar coordinates $(\vartheta, r_f(\vartheta))$, with $\vartheta \in \mathcal{I} \subseteq \mathbb{S}^1$ and where $r_f : \mathcal{I} \rightarrow \mathbb{R}_{>0}$ is a strictly positive, smooth scalar function. The following relation between the ball’s radius and the shape of the frame is assumed:

A1. The ball’s center traces out a smooth curve when it traverses the frame.²

²Mathematically, this is equivalent to $r_b \kappa_f(\vartheta) < 1 \forall \vartheta \in \mathcal{I}$, where $\kappa_f(\vartheta)$ is the signed curvature of the planar curve at ϑ .

This representation can be used to describe several well-known nonlinear systems, including: the ball-and-beam [25] ($r_f(\vartheta) = \frac{\text{const.}}{\cos(\vartheta)}$), the disk-on-disk [26] ($r_f(\vartheta) = \text{const.}$), as well as the so-called “butterfly” robot [27], whose frame, as in [28], may be of the form

$$r_f(\vartheta) = a - b \cos(2\vartheta) \quad (37)$$

for some positive constants a and b .

In the following, we will further assume that:

- A2.** The ball is always in contact with the frame;
- A3.** The ball always rolls without slipping.

The validity of these assumption must of course be checked for any found motion of the system.

Now, let θ and φ be defined as shown in Figure 2 and take $q = \text{col}(\theta, \varphi)$. Then, in light of the above assumptions, the system matrices corresponding to (26) are given by

$$\mathbf{M}(q) = \begin{bmatrix} J_f + J_b + m\|\vec{\sigma}\|^2 & -(m\vec{\sigma} \cdot \vec{n} + \frac{J_b}{r_b})\zeta' \\ -(m\vec{\sigma} \cdot \vec{n} + \frac{J_b}{r_b})\zeta' & (\frac{J_b}{r_b^2} + m)\zeta'^2 \end{bmatrix}, \quad \mathbf{C}(q, \dot{q}) = \begin{bmatrix} c_{11}\dot{\varphi} & c_{11}\dot{\theta} - c_{12}\dot{\varphi} \\ -c_{11}\dot{\theta} & (\frac{J_b}{r_b^2} + m)\zeta'\zeta''\dot{\varphi} \end{bmatrix},$$

$$\mathbf{G}(q) = \begin{bmatrix} m\vec{g} \cdot ((\frac{d}{d\theta}\text{Rot}(\theta))\vec{\sigma}) \\ m\vec{g} \cdot (\text{Rot}(\theta)\vec{\tau}\zeta') \end{bmatrix}, \quad \mathbf{B}_q = \begin{bmatrix} 1 \\ 0 \end{bmatrix},$$

where $c_{11} := m\zeta'\vec{\sigma} \cdot \vec{\tau}$, $c_{12} := (m\vec{\sigma} \cdot \vec{n} + \frac{J_b}{r_b})\zeta'' + c_{11}\kappa\zeta'$ and $\vec{g} = \text{col}(0, g)$. Note that a more detailed description of the system parameters and variables can be found in [28], albeit with a slightly different notation.

6.2 Maneuver design

We will now utilize the procedure outlined in Section 5 to plan PtP maneuvers for these systems. For this purpose, let $\psi(\varphi)$ denote the *tangential angle* of the polar curve at φ , namely, the angle such that the unit tangent vector $\vec{\tau}$ at φ may be written as $\vec{\tau} = \text{col}(\cos(\psi), \sin(\psi))$; or equivalently, the angle such that $\frac{\partial\psi}{\partial\zeta} = \kappa$ where ζ is the arc length and $\kappa = \kappa(\varphi)$ is the signed curvature of the curve traced out by the ball. Hence ψ is trivial for systems with constant curvature, e.g., $\psi \equiv 0$ for the ball-and-beam system and $\psi = -\varphi$ for the disk-on-disk.

With this in mind, consider

$$\Phi(s) = \text{col}(\Theta(s) - \psi(s), s), \quad s \in \mathcal{S} \subseteq \mathbb{S}, \quad (38)$$

for some smooth, scalar function $\Theta(\cdot)$. Simply put, if one takes $\Theta = 0$, then the synchronization function (38) aligns $\vec{\tau}$ with the fixed horizontal axis (see Figure 2), such that the ball can be consider as to be rolling on a horizontal surface. The function $\Theta(\cdot)$ can therefore be used to slow down or speed up the rolling motion by altering the “slope” upon which the ball rolls.

For this choice of $\Phi(\cdot)$, it can be shown that the functions $\alpha(\cdot)$ and $\gamma(\cdot)$ in (28) are given by

$$\alpha(s) = \left(\frac{J_b}{R} \left(\kappa + \frac{1}{R} \right) + m(1 + \vec{\sigma} \cdot \vec{\kappa}) \right) \zeta'^2 - \left(m\vec{\sigma} \cdot \vec{n} + \frac{J_b}{R} \right) \zeta'\Theta'(s) \quad \text{and} \quad \gamma(s) = mg\zeta' \sin(\Theta(s)).$$

From this and Lemma 14, it is straightforward to deduce the following.

Proposition 16. *A point $s_e \in \mathcal{S}$, for which $\alpha(s_e) \neq 0$, is an equilibrium point of (28) if, and only if, $\Theta(s_e) \equiv 0$. Moreover, it is a center if $\Theta'(s_e)/\alpha(s_e) > 0$, or a saddle if $\Theta'(s_e)/\alpha(s_e) < 0$.*

One can therefore choose the equilibrium points of (28) freely through the choice of Θ . Thus **C1.** in Theorem 15 may in turn be readily used to construct a PtP maneuver between any two points on the frame.

Table 1: Parameter values of the “butterfly” robot used in the numerical simulations.

m [kg]	r_b [m]	J_b [kg m ²]	J_f [kg m ²]	g [m s ⁻²]	a [m]	b [m]
3.0×10^{-3}	1.09×10^{-2}	5.8×10^{-7}	8.9×10^{-4}	9.81	1.14×10^{-1}	3.9×10^{-2}

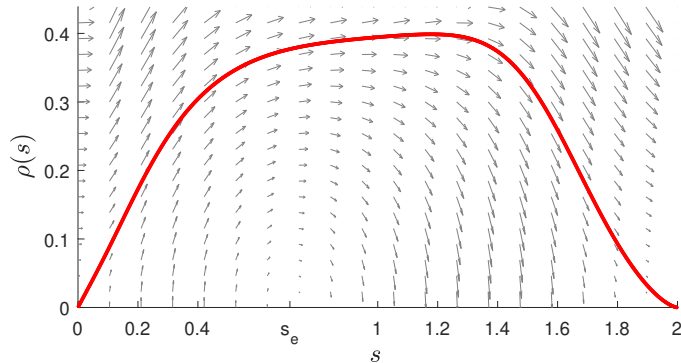


Figure 3: Solutions of the reduced dynamics, with the chosen solution in red.

6.3 Simulation example: The “Butterfly” Robot

As an example, we will consider the “butterfly” robot given by (37), with the values of the system parameters given in Table 1. The specific task we will consider is to drive the ball from $\varphi_0 = 0$ rad to $\varphi_f = 2$ rad.

Motion planning. In light of Proposition 16, we consider for this purpose the synchronization function (38) with

$$\Theta(s) = k(s - s_0)(s - s_e)(s_f - s)^2 \quad (39)$$

where $s_0 = 0$, $s_e \approx 0.707$, $s_f = 2$, and $k = 0.01$. The solution of the corresponding reduced dynamics (28) (its “phase portrait”) can be seen in Figure 3, with the chosen solution satisfying Theorem 15 marked in red. The corresponding nominal control input found from (29) can be seen in Figure 4 measured relative to the right vertical axis.

Control design. Since the Jacobian linearization is controllable (and therefore stabilizable) at both $x_0 = x_*(s_0)$ and $x_f = x_*(s_f)$, we computed a pair of constant LQR-based feedback matrices $K_0, K_f \in \mathbb{R}^{m \times n}$ by solving the algebraic Riccati equations (25) using the CARE command in MATLAB with $\Gamma_0 = \Gamma_f = 10^5$ and $Q_0 = Q_f = I_4$. Note that the magnitude of Γ_0 and Γ_f here simply reflects the small parameter values (see Table 1).

Projection operator. We took $\Lambda = \text{diag}(0, 1, 0, 0)$ in (9) with $\mathcal{S} := [s_0, s_f]$, which is equivalent to $p(x) = \text{sat}_{s_0}^{s_f}(\varphi)$, with $\text{sat}_a^b : \mathbb{R} \rightarrow [a, b]$ the saturation function.

Solving the differential LMI. By taking $\lambda = 0.5$, we formulated a semidefinite programming problem to solve the differential LMI (23) with the equality constraints (24). The elements of the matrix functions W and Y were taken as sixth-order Beziér polynomials and (23) was taken as constraints at 200 evenly spaced points. The resulting SDP problem was then solved using the YALMIP toolbox for MATLAB [29] together with the SDPT3 solver [30]. The elements of the obtained $K(s) = Y(s)W^{-1}(s) \in \mathbb{R}^{1 \times 4}$ are shown in Figure 4.

Implementation. Following the discussion of Remark 11, the projection operator was implemented as $p(x) = \text{sat}_{s_0+\epsilon}^{s_f}(\varphi)$, where the dynamic variable $\epsilon \in [0, \epsilon_M]$ was governed by $\dot{\epsilon} = \epsilon_M \text{sign}(\epsilon_M - \|x - x_0\|)$ with $\epsilon_M = 10^{-3}$ (note that similar results were obtained with a constant $\epsilon = \epsilon_M$). Since exact measurements of all the states were assumed to be given, the implementation of the controller (12) is straightforward: Step 1. Given x , compute $s = p(x)$; Step 2. Compute $u_*(s)$, $K(s)$ and $x_*(s)$ (e.g. using splines or lookup tables); Step 3. Take $u = u_*(s) + K(s)\tilde{x}$ with $\tilde{x} := x - x_*(s)$.

Simulation results. The response of the system when starting with the initial conditions $x(0) = x_0 + \text{col}(0.1, -0.3, 0, 0)$ can be seen in Figure 5, with some snapshots of the system’s configuration shown in Figure 6. As the states are initially within the half-ball corresponding to x_0 , it can be seen that the controller therefore first brings the states close to x_0 , after which they then follow the nominal orbit to x_f . Notice also that the normal force F_n between the ball and the frame is everywhere positive, meaning that the previously made

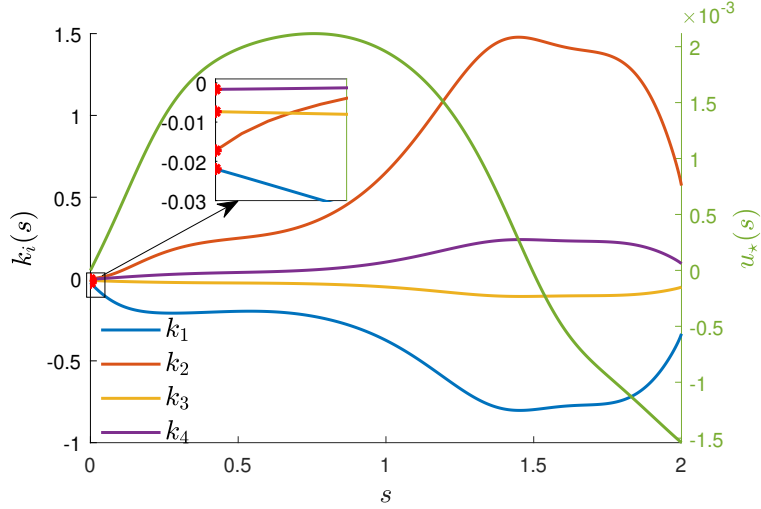


Figure 4: Control gains (left axis) and the nominal control input (right axis).

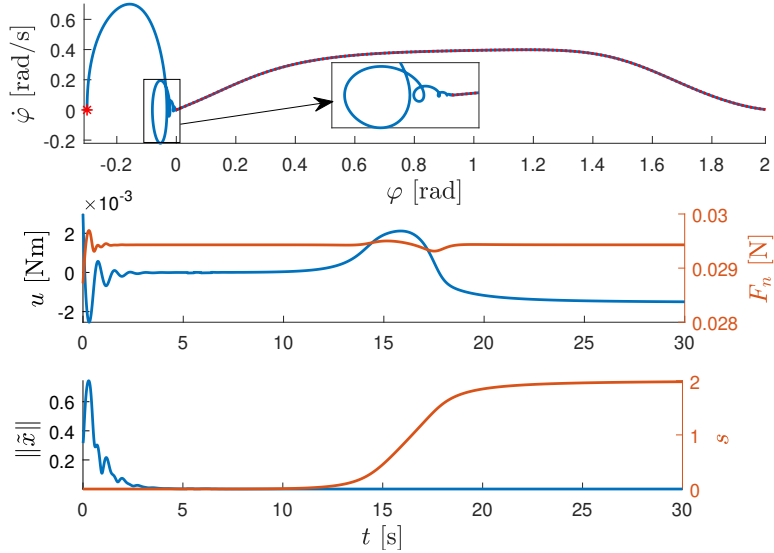


Figure 5: Response of the “butterfly” robot when starting close to x_0 .

assumption that the ball does not depart from the frame is not violated.

To test the sensitivity of the closed-loop system to noise and uncertainties, we simulated the system with the same initial conditions, but with a small amount of white noise added to the measurements passed to the controller and with the matched disturbances $10^{-4} \sin(t)$ added to the right-hand side of (26). The resulting system response is shown in Figure 7.

Figure 8 shows the system response for the initial conditions $x(0) = x_f + \text{col}(0.1, 0.1, 0, 0)$. Interestingly, these initial conditions do not lie in the region of attraction of the linear feedback $u = u_*(s_f) + K(s_f)(x - x_f)$. Notice also that φ becomes less than 2 rad just before $t = 1$ s, at which the gradient of the projection operator has a discontinuity. It can be seen that the smoothness of the control input is violated at this time instant, but it is clear from the highlighted rectangle that Lipschitz continuity is still preserved.

7 Discussion

Is this Orbital Stabilization? The main focus of this paper has been upon the stabilization of the set \mathcal{O} (see (4)) corresponding to an assumed-to-be-known maneuver \mathcal{M} . Even though this set consists of a heteroclinic orbit

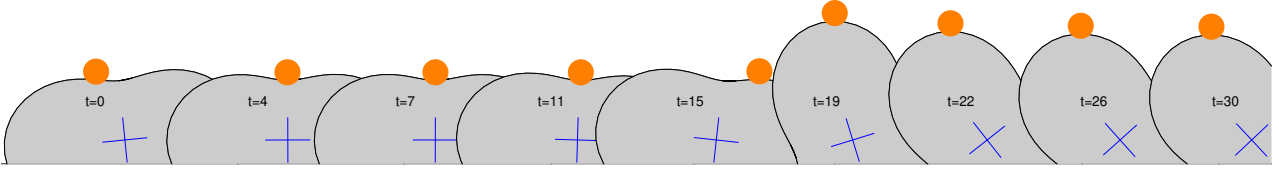


Figure 6: Snapshots of the configuration of the “butterfly” robot system corresponding to the response shown in Fig. 5.

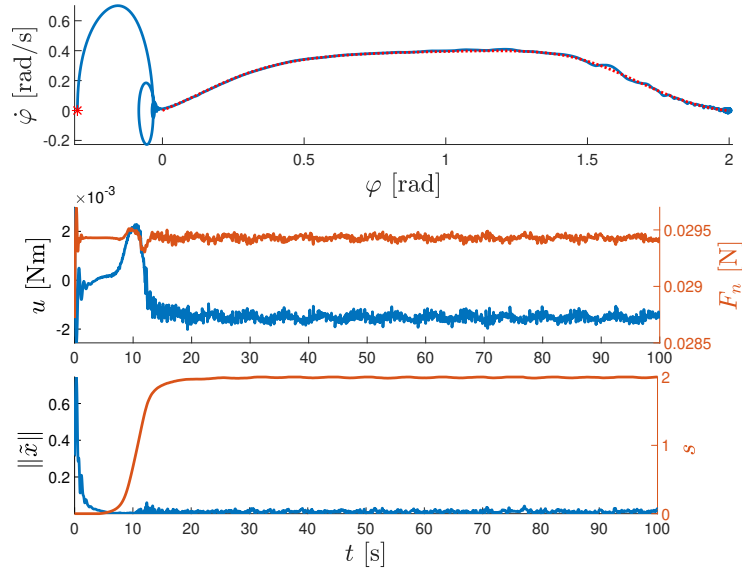


Figure 7: Response of the “butterfly” robot when starting close to x_0 with white noise added to all the state measurements and subject to a small matched disturbance.

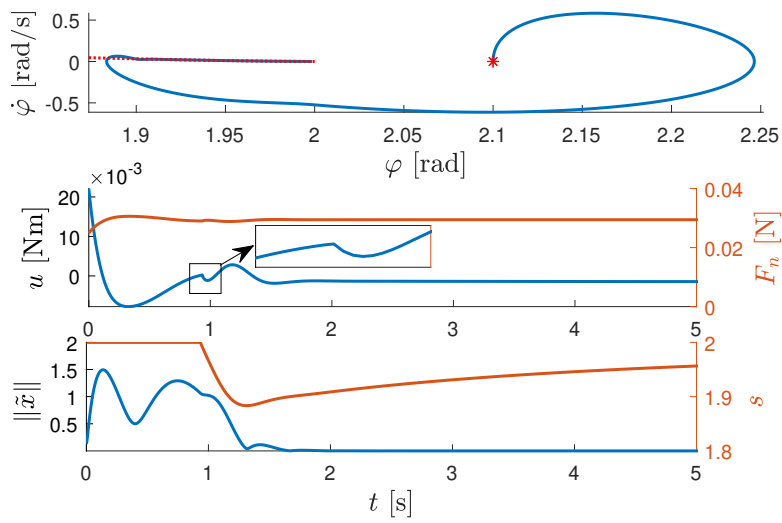


Figure 8: Response of the “butterfly” robot when starting close to x_f .

and its limit points, it is not immediately clear that this form of set-stabilizing feedback can be referred to as an *orbitally stabilizing* feedback. We however believe such a classification is not only justified, but that it is in fact an important one to make. To illustrate this point, consider the following definition of an orbitally stabilizing feedback: A (piecewise) continuous (possibly static) state-feedback that induces a unique asymptotically stable orbit (i.e. a bounded, one-dimensional invariant manifold upon which the system has a specific evolution) in the closed-loop system. The importance of this definition follows from the fact that it simultaneously incorporates the problem of stabilizing several important behaviors, including: equilibria (trivial orbits), (hybrid) limit cycles (periodic orbits) and PtP maneuvers (heteroclinic orbits). Indeed, this motivates developing general methods, such as the one presented in this paper, which can be used to control and stabilize these types of maneuvers (and more). For example, in the case of trivial orbits, Theorem 9 and Proposition 13 condenses down to a standard linear feedback stabilizing the Jacobian linearization and to the satisfaction of an algebraic Lyapunov equation. For nontrivial periodic orbits, on the other hand, a control law of the form (12) satisfying (20), e.g. found by solving the then periodic differential LMI (23), will exponentially stabilize the orbit. In a similar manner, the method can also be extended to maneuvers corresponding to hybrid cycles along which the states undergo an ordered series of instantaneous jumps just by adding some additional arguments which ensure that the jumps do not destabilize the cycle.

Comparison to common approaches. In the literature, stabilization of point-to-point motions of underactuated systems by means of (time-invariant) state-feedback, e.g. swinging up and stabilizing an inverted pendulum, is commonly solved in one of two ways: 1) by (global) asymptotic stabilization of (possibly just some of the states at) the desired equilibrium, or 2) by switching between a separate “swing-up” controller and a local “balance” controller.³ In contrast to the latter class of approaches, the method we here propose requires no switching, and therefore always ensures a continuous control signal. While in regards to the former, stabilization of a maneuver’s orbit provides valuable knowledge of the path along which the system will evolve towards the goal state. Indeed, this is in contrast to methods which rely on generating a large region of attraction for the goal state, but at the expense of having limited knowledge of the path which will be taken to reach it for an arbitrary initial state.

Slow convergence. A major limitation of the proposed scheme is the slow convergence away from the initial equilibrium. In light of this issue, a possible ad hoc modification was proposed in Remark 11 as to ensure that the state do not remain too long about x_0 . The suggested modifications were, roughly speaking, based on removing the initial equilibrium and instead starting part way along the maneuver, either by removing it altogether (static approach) or gradually moving away from it (dynamic approach). In the static approach, it is important not to start too far along the orbit as this might deteriorate the stability close to the initial equilibrium. By similar arguments, one should in the dynamic approach also limit both the bounds and the area of growth of the dynamic variable. Moreover, the growth rate of this variable should also be kept sufficiently small as to not exceed, to a large extent, the nominal speed at which the orbit is traversed. Alternatively, one can resolve this issue by instead planning a *finite-time maneuver*.

Finite-time maneuvers. We have limited the scope of this paper to maneuvers with a certain degree of smoothness. This, however, immediately excludes so-called *finite-time maneuvers*, that is, maneuvers upon which the (negative) time it takes the states to converge to the (initial) final equilibrium is finite. We note that both the construction and orbital stabilization of such maneuvers are indeed possible if we loosen the smoothness requirements at the boundary points. For instance, in the example with the double integrator in Sec. 4, one can instead take $\rho(s) = \kappa|s - q_0|^{n_0}|q_f - s|^{n_f}$ for any $n_0, n_f \in (0.5, 1)$. Letting e.g. $n_0 = n_f = 3/4$ and defining $v(s, \hat{q}) := \sqrt{|s - \hat{q}|}$, then $\dot{v}(s, q_f) = -\frac{1}{2}\text{sgn}(q_f - s)|s - q_0|^{\frac{3}{4}}\sqrt{v(s, q_f)}$ demonstrates that q_f is reached in finite time for $\dot{s} = \rho(s)$ on the interval $(q_0 + \epsilon, q_f]$, $\epsilon > 0$; similarly, one can use $v(s, q_0)$ to show that the negative time to reach q_0 on $[q_0, q_f - \epsilon)$ then is finite as well. How to find such a solution for an underactuated system, i.e. as a solution to the reduced dynamics (28), is, however, an interesting research question requiring further study.

8 Conclusion

We have introduced a method for inducing, via locally Lipschitz continuous static state-feedback, an asymptotically stable heteroclinic orbit in a nonlinear control system. Our suggested approach used a particular regular parameterization of a known point-to-point maneuver, together with a projection operator recovering

³As there is a vast and varied body of literature in regards to both of these directions, we only mention the (by now classical) approaches found in [22] and [3].

parameterizing variable from the states, as to merge a Jacobian linearization with a transverse linearization for the purpose of control design. Moreover, a possible way of constructing such a feedback, on the form of a semidefinite programming problem, was suggested, while statements which may be used to plan such maneuvers for mechanical systems with one degree of underactuation using synchronization functions were provided.

It was demonstrated that the approach could be used to solve the challenging nonprehensile manipulation problem of rolling a ball, in a stable manner, between any two points upon a smooth actuated planar frame. This provided a general solution applicable to a number of well-known nonlinear systems, including the ball-and-beam, the disk-on-disk and the “butterfly” robot. The approach was successfully demonstrated on the latter system in numerical simulations. The results showed that the proposed method had some inherent robustness with respect to measurement noise and matched disturbances, as well as hinting at the possibility of using it to enlarge the region of attraction of a constant linear feedback computed using the Jacobian linearization.

We are currently working toward experimentally validating the results, as well as pursuing further work in the following directions: 1) enhancing the robustness of the method; 2) extending the ideas of this paper to allow for the stabilization of hybrid limit cycles; and 3) exploring the possibility of planning finite-time point-to-point maneuvers in underactuated mechanical systems.

Acknowledgement

This research was supported by the Research Council of Norway, grant number: 262363.

References

- [1] J. Hauser and R. Hindman, “Maneuver regulation from trajectory tracking: Feedback linearizable systems,” *IFAC Proceedings Volumes*, vol. 28, no. 14, pp. 595–600, 1995.
- [2] Y. Liu and H. Yu, “A survey of underactuated mechanical systems,” *IET Control Theory & Applications*, vol. 7, no. 7, pp. 921–935, 2013.
- [3] M. W. Spong, “Underactuated mechanical systems,” in *Control problems in robotics and automation*, pp. 135–150, Springer, 1998.
- [4] A. Shiriaev, J. W. Perram, and C. Canudas-de Wit, “Constructive tool for orbital stabilization of underactuated nonlinear systems: Virtual constraints approach,” *IEEE Transactions on Automatic Control*, vol. 50, no. 8, pp. 1164–1176, 2005.
- [5] S. A. Al-Hiddabi and N. H. McClamroch, “Tracking and maneuver regulation control for nonlinear nonminimum phase systems: Application to flight control,” *IEEE Transactions on Control Systems Technology*, vol. 10, no. 6, pp. 780–792, 2002.
- [6] M. Urabe, *Nonlinear autonomous oscillations: Analytical theory*, vol. 34. Academic Press, 1967.
- [7] G. Borg, *A condition for the existence of orbitally stable solutions of dynamical systems*. Elander, 1960.
- [8] P. Hartman and C. Olech, “On global asymptotic stability of solutions of differential equations,” *Transactions of the American Mathematical Society*, vol. 104, no. 1, pp. 154–178, 1962.
- [9] V. I. Zubov, *Theory of oscillations*, vol. 4. World Scientific, 1999.
- [10] I. R. Manchester and J.-J. E. Slotine, “Transverse contraction criteria for existence, stability, and robustness of a limit cycle,” *Systems & Control Letters*, vol. 63, pp. 32–38, 2014.
- [11] G. Leonov, D. Ponomarenko, and V. Smirnova, “Local instability and localization of attractors. from stochastic generator to chua’s systems,” *Acta Applicandae Mathematica*, vol. 40, no. 3, pp. 179–243, 1995.
- [12] A. S. Shiriaev, L. B. Freidovich, and S. V. Gusev, “Transverse linearization for controlled mechanical systems with several passive degrees of freedom,” *IEEE Transactions on Automatic Control*, vol. 55, no. 4, pp. 893–906, 2010.
- [13] I. R. Manchester, “Transverse dynamics and regions of stability for nonlinear hybrid limit cycles,” *IFAC Proceedings Volumes*, vol. 44, no. 1, pp. 6285–6290, 2011.
- [14] C. F. Sætre and A. Shiriaev, “On excessive transverse coordinates for orbital stabilization of periodic motions,” in *IFAC World Congress 2020*, IFAC-PapersOnLine, 2020.
- [15] P. X. La Hera, L. B. Freidovich, A. S. Shiriaev, and U. Mettin, “New approach for swinging up the furuta pendulum: Theory and experiments,” *Mechatronics*, vol. 19, no. 8, pp. 1240–1250, 2009.
- [16] S. Sellami, S. Mamedov, and R. Khusainov, “A ROS-based swing up control and stabilization of the Pendubot using virtual holonomic constraints,” in *2020 International Conference Nonlinearity, Information and Robotics (NIR)*, pp. 1–5, IEEE, 2020.
- [17] G. A. Leonov, “Generalization of the Andronov–Vitt theorem,” *Regular and chaotic dynamics*, vol. 11, no. 2, pp. 281–289, 2006.

- [18] C. F. Sætre, A. Shiriaev, S. Pchelkin, and A. Chemori, “Excessive transverse coordinates for orbital stabilization of (underactuated) mechanical systems,” in *2020 European Control Conference (ECC)*, pp. 895–900, IEEE, 2020.
- [19] G. Leonov, “The orbital stability of the trajectories of dynamic systems,” *Journal of Applied Mathematics and Mechanics*, vol. 54, no. 4, pp. 425–429, 1990.
- [20] J. Bernussou, P. Peres, and J. Geromel, “A linear programming oriented procedure for quadratic stabilization of uncertain systems,” *Systems & Control Letters*, vol. 13, no. 1, pp. 65–72, 1989.
- [21] A. Shiriaev, A. Robertsson, J. Perram, and A. Sandberg, “Periodic motion planning for virtually constrained Euler–Lagrange systems,” *Systems & control letters*, vol. 55, no. 11, pp. 900–907, 2006.
- [22] R. Olfati-Saber, *Nonlinear control of underactuated mechanical systems with application to robotics and aerospace vehicles*. PhD thesis, Massachusetts Institute of Technology, 2001.
- [23] M. Surov, S. Gusev, and A. Shiriaev, “New results on trajectory planning for underactuated mechanical systems with singularities in dynamics of a motion generator,” in *2018 IEEE Conference on Decision and Control (CDC)*, pp. 6900–6905, IEEE, 2018.
- [24] F. Ruggiero, V. Lippiello, and B. Siciliano, “Nonprehensile dynamic manipulation: A survey,” *IEEE Robotics and Automation Letters*, vol. 3, no. 3, pp. 1711–1718, 2018.
- [25] J. Hauser, S. Sastry, and P. Kokotovic, “Nonlinear control via approximate input-output linearization: The ball and beam example,” *IEEE transactions on automatic control*, vol. 37, no. 3, pp. 392–398, 1992.
- [26] J.-C. Ryu, F. Ruggiero, and K. M. Lynch, “Control of nonprehensile rolling manipulation: Balancing a disk on a disk,” *IEEE Transactions on Robotics*, vol. 29, no. 5, pp. 1152–1161, 2013.
- [27] K. M. Lynch, N. Shiroma, H. Arai, and K. Tanie, “The roles of shape and motion in dynamic manipulation: The butterfly example,” in *Proceedings. 1998 IEEE International Conference on Robotics and Automation (Cat. No. 98CH36146)*, vol. 3, pp. 1958–1963, IEEE, 1998.
- [28] M. Surov, A. Shiriaev, L. Freidovich, S. Gusev, and L. Paramonov, “Case study in non-prehensile manipulation: planning and orbital stabilization of one-directional rollings for the “butterfly” robot,” in *2015 IEEE International Conference on Robotics and Automation (ICRA)*, pp. 1484–1489, IEEE, 2015.
- [29] J. Lofberg, “YALMIP: A toolbox for modeling and optimization in MATLAB,” in *2004 IEEE international conference on robotics and automation (IEEE Cat. No. 04CH37508)*, pp. 284–289, IEEE, 2004.
- [30] R. H. Tütüncü, K.-C. Toh, and M. J. Todd, “Solving semidefinite-quadratic-linear programs using SDPT3,” *Mathematical programming*, vol. 95, no. 2, pp. 189–217, 2003.
- [31] Y. V. Orlov, *Discontinuous systems: Lyapunov analysis and robust synthesis under uncertainty conditions*. Springer Science & Business Media, 2008.
- [32] H. K. Khalil, *Nonlinear Systems*. Prentice hall Upper Saddle River, NJ, third ed., 2002.

A Proof of Lemma 5

Differentiating the terms inside the brackets in (9) with respect to s , we obtain the function

$$z(x, s) := (x - x_*(s))^T [\Lambda'(s)(x - x_*(s)) - 2\Lambda(s)\mathcal{F}(s)].$$

It follows that if there exists some $p(x)$ which satisfies $z(x, p(x)) \equiv 0$, then $s = p(x)$ solves (9). Since also $z'(x_*(s), s) = 2\mathcal{F}^T(s)\Lambda(s)\mathcal{F}(s) > 0$, it is clear that the left-inverse property, i.e. $s \equiv p(x_*(s))$, is satisfied for all $s \in \mathcal{S}$.

Suppose, therefore, for the time being that (locally) such a solution exists. Denoting by $\tilde{x} := x - x_*(s)$ and using the shorthand notation $s = p(x)$, then, by the implicit function theorem,

$$\mathbf{J}_p(x) = \frac{\mathcal{F}^T \Lambda - \tilde{x}^T \Lambda'}{\mathcal{F}^T \Lambda \mathcal{F} + \tilde{x}^T \left[\frac{1}{2} \Lambda'' \tilde{x} - 2\Lambda' \mathcal{F} - \Lambda \mathcal{F}' \right]},$$

where we have omitted the s -argument to shorten the notation. Hence $\mathbf{J}_p(\cdot)$ is then non-zero and well defined within some tubular neighborhood (with non-zero radius), where $\omega(s) := \mathbf{J}_p(x_*(s))$ is therefore given by (10) and obviously satisfying $\omega(s)\mathcal{F}(s) \equiv 1$ for all $s \in \mathcal{S}$.

Now, let $\mathcal{X} := \{x \in \mathbb{R}^n : \text{dist}(\mathcal{O}, x) \leq \epsilon\}$, with $\epsilon > 0$ taken sufficiently small as to ensure that the tube $\mathcal{T} := \{x \in \mathcal{X} : z(x, p(x)) = 0\}$ is simply connected and otherwise well defined (its existence readily follows from what we have already shown). Let the ends of this tube, corresponding to $p(x) = s_0$ and $p(x) = s_f$, be denote by \mathcal{X}_0 and \mathcal{X}_f , respectively. Due to the expression for $\mathbf{J}_p(\cdot)$ above, which is valid within \mathcal{T} , together with $\omega\mathcal{F} = 1$, it follows that sufficiently close to x_0 the states will leave \mathcal{T} if they go in the direction $-\mathcal{F}(s_0)$ when on \mathcal{X}_0 , but the minimizer of (9) will nevertheless still be s_0 . Using the same arguments for \mathcal{X}_f , the existence of the n-balls in condition 3. follow. Thus all the conditions of Def. 4 are satisfied.

B Proof of Theorem 9 and Remark 10

B.1 Proof of Theorem 9

We will demonstrate that the conditions in Theorem 9 allows to take

$$V = \tilde{x}^\top R(p(x))\tilde{x} \quad (40)$$

as a Lyapunov function for the orbit. While this positive definite function is not smooth as it is not differentiable at the hypersurfaces $\mathcal{X}_0 := \lim_{s \rightarrow s_0^+} \Pi(s)$ and $\mathcal{X}_f := \lim_{s \rightarrow s_f^-} \Pi(s)$ (see (8) for the definition of Π), it is locally Lipschitz in a neighborhood of \mathcal{O} . We will therefore show that its time derivative satisfies the inequality

$$\frac{d}{dt}V \leq -\mu V + O(\|\tilde{x}\|^3), \quad (41)$$

for some constant $\mu > 0$, almost everywhere. From this and the fact that the nonlinear system (locally) has a unique solution under the control law (12), the asymptotic stability of the set \mathcal{O} can be concluded; see, for example, Theorems 3.1 and 3.2 in [31]. Indeed, by defining, at some time t , the one-sided (Dini) derivative of (40) in the direction of $\dot{x}(t)$ at $x(t)$, $D_+V(x; \dot{x}) = \lim_{\epsilon \rightarrow 0^+} (V(x + \epsilon\dot{x}) - V(x))/\epsilon$, the existence of a unique solution ensures that the inequality $D_+V \leq -\mu V + O(\|\tilde{x}\|^3)$ holds everywhere.

Let us therefore derive the inequality (41). Under the assumption that V is differentiable at some x in \mathcal{X} , its time derivative then exists and is given by

$$\dot{V} = \dot{\tilde{x}}^\top R(s)\tilde{x} + \tilde{x}^\top [R'(s)\mathbf{J}_p(x)\dot{x}] \tilde{x} + \tilde{x}^\top R(s)\dot{\tilde{x}}, \quad (42)$$

where we have used the shorthand notation $s = p(x)$. Hence, by (15), the Lyapunov equations (21) imply that (41) holds for x within either of the half-balls \mathcal{H}_i^o , $i \in \{0, f\}$, with $\mu \leq \min(\lambda_{\min}^{Q_0}/\lambda_{\max}^{R(s_0)}, \lambda_{\min}^{Q_f}/\lambda_{\max}^{R(s_f)})$. Here λ_{\min}^M (resp., λ_{\max}^M) denotes the smallest (resp., largest) eigenvalue of a symmetric matrix M .

Let us now also demonstrate that if μ is taken to be less than $\min_{s \in \mathcal{S}}(\lambda_{\min}^{Q(s)}/\lambda_{\min}^{R(s)})$, then (41) holds within the tube \mathcal{T} as well. For x in such a neighborhood, one has $\mathbf{J}_p(x)\dot{x} = \rho(p(x)) + O(\|\tilde{x}\|)$ (this follows from the first-order Taylor expansion about $x_*(p(x))$ and by using (5)). Thus by (17), (19) and (42) we obtain, for $x \in \mathcal{T}$:

$$\dot{V} = \tilde{x}^\top \Omega^\top [A_{cl}^\top \Omega^\top R + R \Omega A_{cl} + \rho [R' - (\omega')^\top \mathcal{F}^\top R - R \mathcal{F} \omega']] \Omega \tilde{x} + O(\|\tilde{x}\|^3).$$

If we therefore can show that a solution $R_\perp(s)$ to (22) implies a solution to (20), then, by also using (17), we can derive the inequality

$$\dot{V} = -\tilde{x}^\top Q(s)\tilde{x} + O(\|\tilde{x}\|^3) \leq -\mu V + O(\|\tilde{x}\|^3).$$

Let us therefore begin by differentiating $R_\perp(s)$ with respect to s :

$$R'_\perp(s) = \Omega^\top R(s)\Omega(s) + \Omega^\top R'(s)\Omega(s) + \Omega^\top R(s)\Omega'(s).$$

As $\Omega'(s)\Omega(s) = -\mathcal{F}(s)\mathcal{F}^\top(s)\mathbf{H}_p(x_*(s))$, inserting the above expression for R'_\perp into (22) shows that $R(s)$ satisfies (20). The local asymptotic stability of \mathcal{O} has therefore been proven.

What remains is therefore to show that the final equilibrium x_f will also be (locally) asymptotically stable. For this purpose, we denote by $\tilde{x}_f := x - x_f$ and utilize the superscript notation $A_{cl}^f := A_{cl}(s_f)$. Then, by the first-order approximation of the dynamics of \tilde{x}_f about x_f when inside \mathcal{T} , we have

$$\frac{d}{dt}\tilde{x}_f = A_{cl}^f \tilde{x}_f + B_s^f (u'_s(s_f) - K^f \mathcal{F}^f) \omega^f \tilde{x}_f + O(\|\tilde{x}_f\|^2).$$

It is easy to verify that $\mathcal{F}(s_f)$ is a constant solution to the linear part of this equation. Hence all solutions starting sufficiently close to x_f inside \mathcal{T} will be funneled into \mathcal{H}_f (which includes x_f). Inside \mathcal{H}_f the dynamics of \tilde{x}_f are given by (15). Evidently, the origin of any system of the form $\dot{w} = A_{cl}(s_f)w + O(\|w\|^2)$, corresponding to (15), is asymptotically stable. Now, let $\mathcal{V}_\sigma(s) := \{x \in \Pi(s) : V \leq \sigma\}$ for some $\sigma > 0$ and with Π defined in (8). Let $\sigma_f > 0$ be taken sufficiently small as to ensure that the Lyapunov function V is strictly decreasing within $\mathcal{V}_{\sigma_f}(s_f)$ and, moreover, that all solutions of the closed-loop system crossing $\lim_{s \rightarrow s_f} \mathcal{V}_{\sigma_f}(s)$ passes into $\mathcal{V}_{\sigma_f}(s_f)$. Note that the existence of such a σ_f follows from the above remarks and the continuous dependence of solutions on the initial conditions. By the same arguments, we can therefore always find some $\hat{s} \in \mathcal{S}^o$ such that $\mathcal{W}(\hat{s}) := \{x \in \mathcal{X} : \mathcal{V}_{v\sigma_f}((s_f - \hat{s})v + \hat{s}), v \in [0, 1]\}$ is invariant with respect to the closed-loop system. In fact, we can choose σ_f and \hat{s} as to make $\mathcal{W}(\hat{s})$ arbitrarily small, thus ensuring the stability of x_f . As x_f is also attractive—a fact which readily follows from it being an ω -limit point of \mathcal{O} —its local asymptotic stability follows. This concludes the proof.

B.2 Proof of Remark 10

Before showing the uniqueness of R_\perp , we first note that a solution to (20) will not be unique; indeed, given a solution $R_\perp(s)$ to (22), that is $R_\perp(s) = \Omega^\top(s)R_\perp(s)\Omega(s)$, then it can be shown that $\hat{R}(s) := R_\perp(s) + h_R(s)\omega^\top(s)\omega(s)$ will also satisfy (20) for an arbitrary smooth function $h_\omega : \mathcal{S} \rightarrow \mathbb{R}_{>0}$.

As to show that R_\perp will be unique, first note that by Lemma 6 and the relation $\omega\mathcal{F} \equiv 1$, we can always find some $q^\top, \mathcal{P} : \mathcal{S} \rightarrow \mathbb{R}^{n \times n-1}$ which are sufficiently smooth and satisfy $q(s)\mathcal{F}(s) \equiv 0_{n-1 \times 1}$, $\omega(s)\mathcal{P}(s) \equiv 0_{1 \times n-1}$ and $q(s)\mathcal{P}(s) \equiv I_{n-1}$ for all $s \in \mathcal{S}$. This allows us to write $\Omega(s) = V(s)EV^{-1}(s)$ in which $E := \text{diag}(0, I_{n-1})$, $V(s) := [\mathcal{F}(s), \mathcal{P}(s)]$ and $(V^{-1})^\top(s) = [\omega^\top(s), q^\top(s)]^\top$. By dropping the s -argument to shorten the notation, we can then rewrite (20) as

$$EV^\top[\dot{R} + A_{cl}^\top(V^{-1})^\top EV^\top \hat{R}_\perp + \hat{R}_\perp VEV^{-1}A_{cl} - \dot{\omega}^\top \mathcal{F}^\top R - R\mathcal{F}\dot{\omega} + Q]VE = 0_n,$$

with $\dot{\omega} = \mathcal{F}^\top \mathbf{H}_p(x_\star)\rho$. It can further be shown that the parts of this equation which are not trivially zero correspond to the following matrix differential equation:

$$\mathcal{A}^\top \mathcal{R}_\perp + \mathcal{R}_\perp \mathcal{A} + \mathcal{P}^\top [\dot{R} - \dot{\omega}^\top \mathcal{F}^\top R - R\mathcal{F}\dot{\omega}] \mathcal{P} + \mathcal{Q}_\perp = 0,$$

where $\mathcal{A}(s) := q(s)A_{cl}(s)\mathcal{P}(s)$, while the matrix functions $\mathcal{R}_\perp(s) := \mathcal{P}^\top(s)R(s)\mathcal{P}(s)$ and $\mathcal{Q}_\perp(s) := \mathcal{P}^\top(s)Q(s)\mathcal{P}(s)$ evidently are both smooth and SPD. Now using $\dot{\mathcal{P}} = -\mathcal{F}\dot{\omega}\mathcal{P}$, which is simply a consequence of $\omega\mathcal{P} = 0$, one finds that

$$\dot{\mathcal{R}}_\perp = \mathcal{P}^\top \left[\dot{R} - \dot{\omega}^\top \mathcal{F}^\top R - R\mathcal{F}\dot{\omega} \right] \mathcal{P}.$$

We can therefore rewrite the above equation as

$$\dot{\mathcal{R}}_\perp = -\mathcal{A}^\top \mathcal{R}_\perp - \mathcal{R}_\perp \mathcal{A} - \mathcal{Q}_\perp. \quad (43)$$

In order to show uniqueness, we use $\dot{\mathcal{R}}_\perp(s_0) = 0$ as $\rho(s_0) = 0$. Thus, due to both $\mathcal{R}_\perp(s_0)$ and $\mathcal{Q}_\perp(s_0)$ being SPD and satisfying the algebraic Lyapunov equation (43) for $s \equiv s_0$, it follows that the matrix $\mathcal{A}(s_0) := q(s_0)A_{cl}(s_0)\mathcal{P}(s_0)$ must necessarily be Hurwitz, which in turn implies that $\mathcal{R}_\perp(s_0)$ is unique [32, Theorem 4.6]. Since the right-hand side of (43) is continuous, it then has a unique solution $\mathcal{R}_\perp(s(t))$ satisfying $\mathcal{R}_\perp(s(t_0)) = \mathcal{R}_\perp(s_0)$. Consequently $\hat{R}_\perp(s) = \Omega^\top(s)R(s)\Omega(s) = q^\top(s)\mathcal{P}^\top(s)R(s)\mathcal{P}(s)q(s) = q^\top(s)\mathcal{R}_\perp(s)q(s)$ is also unique.

C Proof of Proposition 13

Let us first demonstrate that the Lyapunov equations (21) are satisfied. To this end, we first note that the constant matrix $A_{cl}(s_0) = A_s(s_0) + B_s(s_0)Y(s_0)W^{-1}(s_0)$ is Hurwitz. Thus by Theorem 1 in [20] there exists a SPD matrix $\hat{Q}_0 \in \mathbb{R}^{n \times n}$ such that

$$A_s(s_0)W(s_0) + W(s_0)A_s^\top(s_0) + B_s(s_0)Y(s_0) + Y^\top(s_0)B_s^\top(s_0) = -\hat{Q}_0.$$

For $R(s_0) = W^{-1}(s_0)$ we may therefore take $Q_0 = W^{-1}(s_0)\hat{Q}_0W^{-1}(s_0)$ in (21a). The exact same arguments can be used for the point s_f .

Let us now show that a matrix function $W(\cdot)$ solving the differential LMI (23) is equivalent to a solution $R(\cdot)$ to (20) (and therefore also a solution R_\perp to (22)). For this purpose, recall that for any smooth nonsingular matrix function $W : \mathcal{S} \rightarrow \mathbb{R}^{n \times n}$ one has $\frac{d}{ds}W^{-1}(s) = -W^{-1}(s)\left[\frac{d}{ds}W(s)\right]W^{-1}(s)$. Thus taking $R(s) := W^{-1}(s)$ and dropping the s -argument to keep the notation short, we obtain the following from (23):

$$\rho R' \preceq -A_\perp^\top R - RA_\perp - K^\top B_\perp^\top R - RB_\perp K - \lambda [R\Omega + \Omega^\top R].$$

Multiplying from the left by Ω^\top and by Ω from the right, this can be written as

$$\Omega^\top \left[A_{cl}^\top \Omega^\top R + R\Omega A_{cl} + 2\lambda R + \rho [R' - \mathbf{H}_p(x_\star)\mathcal{F}\mathcal{F}^\top R - R\mathcal{F}\mathcal{F}^\top \mathbf{H}_p(x_\star)] \right] \Omega \preceq 0.$$

Hence, as $R = W^{-1}$ is SPD and λ is strictly positive, there must exist a SPD matrix function $Q_\perp : \mathcal{S} \rightarrow \mathbb{R}^{n \times n}$ such that R solves the PLDE (20)

D Proof of Theorem 15

The boundary conditions $\Phi(s_0) = q_0$ and $\Phi(s_f) = q_f$ are self-explanatory. To derive the conditions $\|\Phi'(s_0)\| \neq 0$ and $\|\Phi'(s_f)\| \neq 0$, we recall that the curve must satisfy the regularity condition $\|\mathcal{F}(s)\| > 0$ for all $s \in \mathcal{S}$. Hence, as for $\hat{s} \in \partial\mathcal{S}$ we have $\rho(\hat{s}) \equiv 0$, we therefore obtain $\|\mathcal{F}(\hat{s})\| = \|\Phi'(\hat{s})\|\sqrt{1 + \rho'(\hat{s})^2} > 0$ for $\hat{s} \in \partial\mathcal{S}$, from which these conditions follow.

Now, from the conditions $\|\mathbf{G}(q_0) - \mathbf{B}_q u_0\| = \|\mathbf{G}(q_f) - \mathbf{B}_q u_f\| = 0$ it follows that we must have $\gamma(s_0) = \gamma(s_f) = 0$, such that the remaining conditions in (34), that is $\nu(s_0) < 0$ and $\nu(s_f) \leq 0$, corresponds to s_0 being a saddle-type equilibrium by Lemma 14, whereas s_f is either of type saddle or undefined. This requirement is simply due to the following: Since $\rho(\hat{s}) = \gamma(\hat{s}) \equiv 0$ for $\hat{s} \in \{s_0, s_f\}$, we can infer that (28) is trivially true. Thus, let us instead consider

$$\alpha\rho''\rho + \alpha(\rho')^2 + (3\alpha' + 2\hat{\beta})\rho'\rho + (\alpha'' + \hat{\beta}')\rho^2 + \gamma' = 0,$$

which corresponds to taking the derivative of (28) with respect to s , and which should hold (assuming of course $\phi_i \in \mathcal{C}^3(\mathcal{S})$ and $\rho \in \mathcal{C}^2(\mathcal{S})$) along a solution if (28) holds. Thus setting $\rho(\hat{s}) = 0$ we get $(\rho'(\hat{s}))^2 = -\gamma'(\hat{s})/\alpha(\hat{s})$, such that $\nu(\hat{s}) = \gamma'(\hat{s})/\alpha(\hat{s}) \leq 0$ for $\rho'(\hat{s})$ to be real. Since the initial equilibrium must necessarily be hyperbolic and as it is required that $\rho(s) > 0$ for all $s \in \mathcal{S}^o$, the condition $\nu(s_0) < 0$ follows. This is not the case for the final equilibrium, and so we only require $\nu(s_f) \leq 0$.

Now, the conditions $\nu(s_0) < 0$ and $\nu(s_f) \leq 0$ together with $\gamma(s_0) = \gamma(s_f) \equiv 0$ imply that the function $\gamma(s)/\alpha(s)$ must change sign an odd number of times over the open interval (s_0, s_f) . Considering only one sign change, it follows that either γ changes sign or that α does. The former is equivalent to the existence of the equilibrium point s_e in **C1**, whereas the latter corresponds to an isolated singular point s_s as considered in **C2**. Considering **C1**, the condition (35) is in itself enough to ensure the existence of a solution using (32) and that we require $\rho(s_0) = \rho(s_f) \equiv 0$. The existence of an equilibrium point s_e for which $\nu(s_e) > 0$ (i.e. a center) is nevertheless stated as it is a necessary condition for (32) to hold in this case. As previously stated, the conditions stated in **C2** may be deduced from Theorem 1 in [23] and we therefore omit the details.