

DIVERSE SINGLE IMAGE GENERATION WITH CONTROLLABLE GLOBAL STRUCTURE THROUGH SELF-ATTENTION

Sutharsan Mahendren, Chamira Edussooriya, Ranga Rodrigo

Department of Electronic and Telecommunication Engineering, University of Moratuwa, Sri Lanka

ABSTRACT

Image generation from a single image using generative adversarial networks is quite interesting due to the realism of generated images. However, recent approaches need improvement for such realistic and diverse image generation, when the global context of the image is important such as in face, animal, and architectural image generation. This is mainly due to the use of fewer convolutional layers for mainly capturing the patch statistics and, thereby, not being able to capture global statistics very well. We solve this problem by using attention blocks at selected scales and feeding a random Gaussian blurred image to the discriminator for training. Our results are visually better than the state-of-the-art particularly in generating images that require global context. The diversity of our image generation, measured using the average standard deviation of pixels, is also better.

Index Terms— Single image generation, generative adversarial networks, scale-wise attention

1. INTRODUCTION

Generative Adversarial Networks (GANs) are successful in implicitly learning the underlying statistics of a large dataset and thus enables generating new samples from the same distribution [1], [2]. In such GANs, generating good-quality and diverse images needs a large image dataset. Recently, SinGAN [3] proposed a hierarchical learning-based approach for training with a single image. Here, in each stage, the generator and discriminator with low receptive fields learn to capture the internal statistics of the patch distribution of the image. One of the drawbacks of this method, as the paper itself states, is unrealistic image results when the global structure of the image is important, e.g., in face and animal image generation. The main reason for unrealistic results is the lack of global structure, when the images are generated starting from the coarsest scale. SinGAN can only generate the images without destroying the global structure by feeding the down-sampled version of the real image in less-coarser scales instead of feeding noise to the coarsest scale. However, this tends to reduce the diversity in generation.

The level of information that must be captured for the global structure of the image to produce realistic looking results varies with the input image. For example, the generated samples from the images with small structures in the foreground (e.g., balloons in air, flocks of birds) and natural scenes (e.g., landscapes, foliage) do not need to maintain its original global structure. In contrast, the global structure plays a major role in realistic generation of images of large objects with specific objects in the image.

In this paper, we propose two main strategies for inserting the global context to the network while maintaining the diversity of the image generation. First is using self-attention (SA) as a key to control the level of the insertion of information on the global structure for realistic generations of all type of images while not sacrificing much in the diversity. Second is using a random Gaussian kernel to convolve the real image before feeding it to the discriminator. This helps to improve the diversity in the generated images. Using these strategies we are able to generate diverse set of images starting from the coarsest scale with global context. The level of diversity in our results is significantly higher than the SinGAN, when we start the generation from less-coarse scales.

The main contributions of this work are: (1) proposing a method that retains the global structure in generated images by using SA, (2) increasing the diversity of generated images by depriving the discriminator of high frequency detail by simple random Gaussian smoothing. (3) enabling the controllability of the global structure by carefully choosing where SA is used and by the standard deviation of the Gaussian kernel.

1.1. Related Work

Several works related to GANs show hierarchical training on multiple stages with different resolutions of images helping to achieve the high quality, high resolution samples [4–6] and the use of patch discriminators, where they infer each small patches inside the generated image as fake or real, has been explored in [7, 8]. Deep image prior [9] captures the image statistics through the structure of the generator network to perform image restoration tasks like denoising, inpainting and super-resolution. InGAN [10] trains a conditional generator on single image with a multi-scale patch discriminator to map

Partially supported by NRC, Sri Lanka grant 19-080.

the image into an entirely different size while preserving the distribution of patches. [11] proposes to use SA in both the generator and discriminator to capture the long range dependencies. Recently proposed SinGAN [3] uses a hierarchical unconditional GAN approach with single image for performing many tasks like image generation, super-resolution, editing and harmonization. [12] proposes to jointly train several stages in SinGAN to increase the conformity of generated images. However, generating diverse images from single image that need better representation of the global structure still needs exploration.

2. METHOD

Our single-image synthesizer is an unconditional GAN with a multiple scale pipeline similar to SinGAN with a modified SA layers for the first few scales in both the discriminator (D) and generator (G). Fig. 1 shows our overall architecture. We use SA blocks to infuse global context into the image generation at selected scales. The hyperparameters related to the optional SA blocks play the major role in retrieving the global structure of the image. To compensate the reduction of diversity when we impose the long-range dependencies through SA blocks, we introduce a strategy to use Gaussian kernels with varying standard deviation (std.) to convolve the real image before feeding to D. With this, we can achieve the desired diversity while maintaining the global structure, which remedies the one of the major issues in the SinGAN architecture: With the inclusion of attention blocks at selected scales and using Gaussian convolution in the discriminator image inputs, we are able to produce a diverse set of images, particularly valuable when global structure is important.

Image generation at each scale: The procedure of image generation is the same as SinGAN. Coarse scale generations start with random noise. The generated results of each scale is fed to the scale above after up-sampling. These scales add noise to the up-sampled generation and use them as prior to generate the image from the current scale. We can also generate images starting from scales lesser than N . To do that we down-sample the original image and feed that with added noise.

Self-attention (SA) block: The SA block, shown in Fig. 2 is the important component that infuses global context to our image generation in addition to the convolution features which help to capture the information in the local neighborhood. The advantage of the SA block is that it implicitly increases the receptive field of the features using the attention map which is computed considering all the features in space. Each feature is weighted based upon its relationship with others. It mitigates the need for a higher number of convolutional layers followed by a down-sampling layers to increase the receptive field. Unlike the implementation in [11], we compute the SA features from the down-sampled version of features from the last convolutional layer. In down-sampling

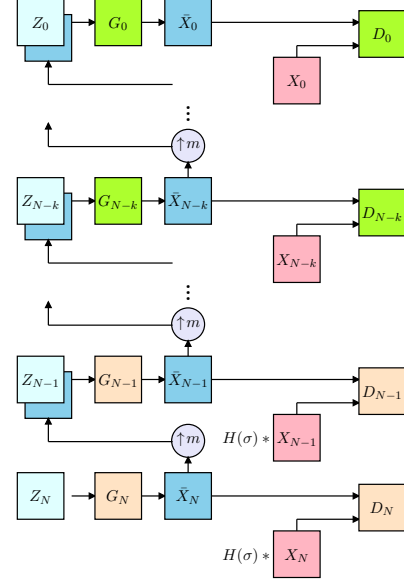


Fig. 1: Overall structure of our single image generator. Here, G_0, D_0 to G_{N-k}, D_{N-k} are convolutional blocks *without* SA, and G_{N-k+1}, D_{N-k+1} to G_N, D_N are convolutional blocks *with* SA. Further, X_i, \tilde{X}_i and Z_i ($i = 0, 1, \dots, N$) are real image, generated image, and 2-D noise at scale i , respectively, and $\uparrow m$ denotes up-sampling. $H(\sigma)$ is a Gaussian kernel. Notice the attention blocks that receive down-sampled features. These infuse global context to image generation.

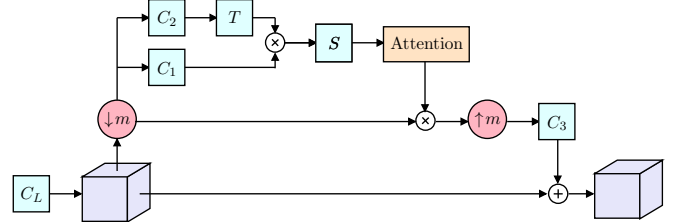


Fig. 2: Self-attention block. Here, C_L denotes the previous convolution layer, C_1, C_2 and C_3 are convolution layers with kernel sizes 1, 1 and 3, respectively. Further, T denotes transpose and S denotes softmax, and $\downarrow m$ and $\uparrow m$ denote down-sampling and up-sampling, respectively.

map the features to the predefined fixed output size $m \times m$, $m \in [8, 16, 32]$ irrespective of the input. Instead of using convolution to compute the value features, we directly pass the down-sampled features to be re-weighted by the attention. Since we use the SA blocks in initial few scales where the number of channels is 32, we do not want to impose the channel reduction through the value convolution. SA features are directly added to the convolutional feature without having a learnable parameter like in SAGAN [11]. Experiments show this form is enough to capture the required global structure to pass it to the next scales.

Increasing diversity with Gaussian kernel with random standard deviation: Adding SA to a greater number

of scales capture more and more long-term dependencies inside single image. However, it reduces the diversity in the generation. Depending on the nature of the image, particularly the comparative size of the global structure (e.g., some faces, Eiffel tower image), we need to have SA in more scales than for others. Then, the final realistic outcomes become less diverse. It is hard to tune other parameters like the level of down-sampling size or the positions of the SA block inside each scale to balance the trade-off between realistic generation and diversity. SinGAN uses the same down-sampled version of the real image to feed the D to depict the real sample. It is one of the main reasons why SinGAN architecture has to maintain a lower receptive field with lesser layers to reduce the overfitting and loss in diversity. To solve this problem, we propose convolving with a Gaussian which can maintain both image quality and diversity: Instead of feeding the same image as the real sample, we feed it after convolving with a Gaussian kernel with random value for the std. sampled from a uniform distribution between a predefined min. and max. value. For the computation of the reconstruction loss, we keep a fixed std. value for generating the real sample. A large kernel size is used for the Gaussian filter computed as $\text{kernel size} = \frac{1}{2} \min(\text{height}, \text{width})$. With this, typical kernel sizes are 13×13 . Convolving with the Gaussian is intuitive. When the D gets the low-pass filtered version that resembles the global structure, the G must generate images conforming to the distribution of low-passed images.

Loss: We use the WGAN-GP [13] [14] for adversarial loss and reconstruction loss to make the network generate the real sample from fixed noise at each scale, modified to accommodate the convolution with the Gaussian $H(\cdot)$. For each scale n

$$L = \min_{G_n} \max_{D_n} \mathcal{L}_{\text{adv}}(G_n, D_n) + \alpha \mathcal{L}_{\text{rec}}(G_n)$$

$$\mathcal{L}_{\text{adv}} = \mathbb{E}_{x_f \sim P_g} [D(\tilde{x})] - \mathbb{E}_{x_r \sim P_h(\sigma_1, \sigma_2)} [D(\tilde{x})]$$

$$+ \lambda \mathbb{E}_{\tilde{x} \sim P_{\tilde{x}}} [(\|\nabla_{\tilde{x}} D(\tilde{x})\|_2 - 1)^2]$$

$$\mathcal{L}_{\text{rec}} = \|G_n(0, (x_{n+1}^{\text{rec}} \uparrow^r) - \tilde{x}_n * H(\sigma_3))\|^2$$

where P_h is the distribution of images convolved with a Gaussian, $x * H(\sigma)$ and $\sigma \sim U(\sigma_1, \sigma_2)$ and $\sigma_3 \in [\sigma_1, \sigma_2]$.

Selection of Parameters: Several parameters select the insertion level of global information. (1) No. of scales with SA starting from the coarsest scale (k). With this, SA is on scales N to $N - k + 1$. (2) Max. and min. value for std. for the Gaussian kernel σ_1 and σ_2 . (3) Output size after down-sampling with a factor m inside the SA blocks (4) Choices of layers in each G scale to add SA. Items (1) and (2) are impactful, whereas (3) and (4) are not. The default choice for (3) is 16 which worked well for all the images that we tested. The default choice for (4) is to have SA in 3rd and 4th layer in each G and D. However, in some cases (see results) we had to have SA in all four layers at each scale.




Fig. 3: Comparison of image generation results. (a) to (d): for images that need to maintain the global structure. (e) to (h): for images that do not need to maintain the global structure. (c), (d), (g) and (h): our results with two sets of hyper-parameters. $\sigma_c \in [1, 3]$, $\sigma_d, \sigma_g, \sigma_h \in [3, 7]$.

3. EXPERIMENTAL RESULTS

We keep the LR of the generator (G) and discriminator (D) at 0.0001 and train for 6000 epochs. We use 10 for α as a weight for reconstruction loss. In each epoch G and D are updated with the loss on single real and fake pair. Fig. 3 compares our results with SinGAN. Top five rows show images that need the global structure to be realistic. In column c and d we show our results with its hyper-parameters. We increase the number of scales with SA(1), standard deviation values(2) and add self-attention to first four layers inside G and D(4) for the results in column d. Note that our results in column c

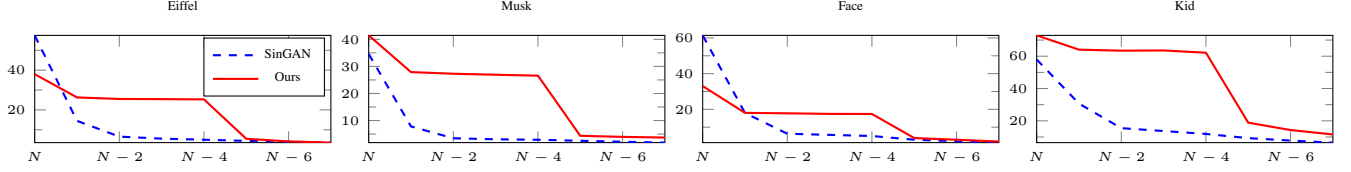



Fig. 4: Diversity with scale: ours show more diversity even at lower scales compared to SinGAN [3].

Table 1: Average SIFID score of generated images from SinGAN [3] and ours starting with scale N and $N - 1$

Generation starting scale	SinGAN	Ours
N	0.06702	0.01828
$N - 1$	0.02942	0.0112

is visually better than SiGAN for the image in the first three rows. For the images in the 4th and 5th row, our results in column d performs better as these images required another SA layer to recover the global structure and a higher σ to maintain the diversity. Last three rows show images that do not need the global structure to be realistic. In column g where we use SA in the coarsest scale only. Even in this scenario our method produces diverse images on par with SinGAN. However, while we increase the number of scales with SA to 3 in column h, diversity becomes low as the constraint on global structure becomes higher.

Comparison between SinGAN and our Method: We explain how diversity and image quality vary between SinGAN and ours. Diversity is computed among 50 generated images by as the channel wise std. of each pixel and averaging. Fig. 4 compares diversity of images which are generated from scale N to scale $N - 7$. We use SA blocks in first 4 scales. These scales are trained with random Gaussian blurred input to maintain diversity compared to the corresponding scales in SinGAN. SinGAN is able to generate images with global context if it starts the generation from scale $N - 1$ or above, but it loses the diversity severely compared to the generation from coarsest scale with random noise. So, in SinGAN the maximum achievable diversity with global context can only be attained at scale $N - 1$. In all above images the diversity of generated images of SinGAN from scale $N - 1$ is lower than the diversity of images with global contexts which are generated by our method from scale N and even in scale $N - 1$. This validates that our method is able to produce images with global context without losing diversity as in SinGAN. We use SIFID as proposed in SinGAN to compare the quality of generated samples from each image. It is low when the generated image quality is same as the real image. Table 1 shows the average SIFID for the images which need global structure in column d in Fig. 3. Our method has lower score in generations from scale N and $N - 1$. Also, our score in scale N lower than SinGAN scores in scale $N - 1$. This shows that our method can generate high quality samples compared to SinGAN in the context of images which need global struc-



(a) SA at the first three scales, (b) SA at the first four scales, $\sigma \in [0.5, 1]$ [3, 7]

Fig. 5: Selection of hyper-parameters k and σ

ture. The low SIFID and high diversity show that our results are of better quality than SinGAN.

Impact of using Gaussian kernel with random standard deviation: While using self-attention without random Gaussian blur is capture portion of the image very well from the coarsest scale due to the SA blocks and keep that portion unchanged in generation. Random Gaussian blur mitigates this issue and adds more diversity.

Selection of hyper-parameters k and σ : Fig. 5 show pairs of training and fake images at the end of training at each scale. Column a shows the results of using SA block in first three scales. This G is not able to capture the global structure from the scales with self attention[$N, N - 3$]. So, the generations after this scale are not able to preserve the global structure. In the next step, we add SA to scale $N - 4$ and to compensate for the reduction of diversity, we increase the σ . It assists G to capture the global structure fully, which makes the following generations realistic.

4. CONCLUSION

In this work, we improved the SinGAN technique in realistic diverse image generation when global structure is more important. We were able to control the level of global contextual information insertion using SA blocks and impose the diversity through convolving the input with a random Gaussian kernel when training the discriminator. This also helped to increase the diversity in generating samples from less-coarse scales significantly compared to SinGAN. Our future work will address generating images that need the global context with varying aspect ratios, denoising, and image inpainting using this work.

5. REFERENCES

- [1] Ian Goodfellow, Jean Pouget-Abadie, Mehdi Mirza, Bing Xu, David Warde-Farley, Sherjil Ozair, Aaron Courville, and Yoshua Bengio, “Generative adversarial nets,” in *Advances in Neural Information Processing Systems*, 2014, pp. 2672–2680.
- [2] Alec Radford, Luke Metz, and Soumith Chintala, “Unsupervised representation learning with deep convolutional generative adversarial networks,” in *International Conference on Learning Representations*, 2016, number 1511.06434, pp. 1–16.
- [3] Tamar Rott Shaham, Tali Dekel, and Tomer Michaeli, “SinGAN: Learning a generative model from a single natural image,” in *IEEE/CVF International Conference on Computer Vision*, 2019, pp. 4569–4579.
- [4] Emily L Denton, Soumith Chintala, arthur szlam, and Rob Fergus, “Deep generative image models using a Laplacian pyramid of adversarial networks,” in *Advances in Neural Information Processing Systems*, 2015, pp. 1486–1494.
- [5] Tero Karras, Timo Aila, Samuli Laine, and Jaakko Lehtinen, “Progressive growing of gans for improved quality, stability, and variation,” in *International Conference on Learning Representations*, 2018, pp. 1–26.
- [6] H. Zhang, T. Xu, H. Li, S. Zhang, X. Wang, X. Huang, and D. Metaxas, “Stackgan: Text to photo-realistic image synthesis with stacked generative adversarial networks,” in *IEEE International Conference on Computer Vision*, 2017, pp. 5908–5916.
- [7] Ugur Demir and Gozde Unal, “Patch-based image inpainting with generative adversarial networks,” *arXiv*, , no. 1803.07422, pp. 1–28, 2018.
- [8] Phillip Isola, Jun-Yan Zhu, Tinghui Zhou, and Alexei A Efros, “Image-to-image translation with conditional adversarial networks,” in *IEEE/CVF Conference on Computer Vision and Pattern Recognition*, 2017, pp. 1125–1134.
- [9] Dmitry Ulyanov, Andrea Vedaldi, and Victor Lempitsky, “Deep image prior,” in *IEEE Conference on Computer Vision and Pattern Recognition*, June 2018, pp. 9446—9454.
- [10] Assaf Shocher, Shai Bagon, Phillip Isola, and Michal Irani, “InGAN: Capturing and retargeting the “DNA” of a natural image,” in *IEEE/CVF International Conference on Computer Vision*, October 2019, pp. 4492–4501.
- [11] Han Zhang, Ian Goodfellow, Dimitris Metaxas, and Augustus Odena, “Self-attention generative adversarial networks,” in *International Conference on Machine Learning*, 2019, pp. 7354–7363.
- [12] Tobias Hinz, Matthew Fisher, Oliver Wang, and Stefan Wermter, “Improved techniques for training single-image GANs,” in *IEEE/CVF Winter Conference on Applications of Computer Vision*, January 2021, pp. 1300–1309.
- [13] Martin Arjovsky, Soumith Chintala, and Léon Bottou, “Wasserstein generative adversarial networks,” in *International Conference on Machine Learning*, 2017, pp. 214–223.
- [14] Ishaan Gulrajani, Faruk Ahmed, Martin Arjovsky, Vincent Dumoulin, and Aaron C Courville, “Improved training of wasserstein GANs,” in *Advances in Neural Information Processing Systems*, 2017, vol. 30, pp. 5767—5777.