

Demystifying Code Summarization Models

Yu Wang, Fengjuan Gao

State Key Laboratory for Novel Software Technology
Department of Computer Science and Technology
Nanjing University
Nanjing, Jiangsu, China
{yuwang_cs, fjgao}@smail.nju.edu.cn

Linzhang Wang

State Key Laboratory for Novel Software Technology
Department of Computer Science and Technology
Nanjing University
Nanjing, Jiangsu, China
lzwang@nju.edu.cn

Abstract

The last decade has witnessed a rapid advance in machine learning models. While the black-box nature of these systems allows powerful predictions, it cannot be directly explained, posing a threat to the continuing democratization of machine learning technology.

Tackling the challenge of model explainability, research has made significant progress in demystifying the image classification models. In the same spirit of these works, this paper studies code summarization models, particularly, given an input program for which a model makes a prediction, our goal is to reveal the key features that the model uses for predicting the label of the program. We realize our approach in HouYi, which we use to evaluate four prominent code summarization models: extreme summarizer, code2vec, code2seq, and sequence GNN. Results show that all models base their predictions on syntactic and lexical properties with little to none semantic implication. Based on this finding, we present a novel approach to explaining the predictions of code summarization models through the lens of training data.

Our work opens up this exciting, new direction of studying what models have learned from source code.

Keywords: Code Summarization Models, Explainability

1 Introduction

Riding on the major breakthroughs in deep learning methods along with the ever-increasing public datasets and computation power, modern machine learning (ML) models, such as neural networks, have enabled state-of-the-art solutions to a wide range of problems including image classification [21, 33], machine translation [12, 13], and game playing [30, 31, 35]. Despite their remarkable success, neural networks mostly operate in a black-box manner, making it difficult to get insight into their internal mechanism of work. This lack of transparency has become an impediment to the use of ML-based systems, especially in safety- and security-critical settings (e.g., personalized medicine or self-driving car) as the degree to which their predictions can be trusted is rather unclear. From a scientific standpoint, improving the transparency of machine learning models is essential to the soundness of science. In an era that machine learning models have been extensively used in scientific research, their inability

to provide explanations for their decisions not only weakens the validity but also hinders the openness of scientific discovery.

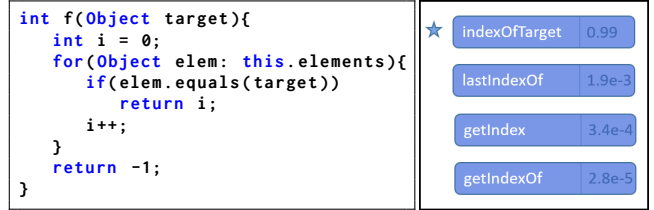


Figure 1. An example method whose name is stripped out for models to predict. The top-4 predictions made by code2seq [5] is shown on the right.

In the field of computer vision, research has made significant progress in the explainability of image classification models during the last decade. Out of the early attempts, an approach called *saliency maps* [19] emerges as a promising solution. The idea is to find regions of an image that were particularly influential to the final classification. In particular, it uses occlusion or gradients-based calculations to assign an “importance” value to individual pixels which is meant to reflect their influence on the final classification. A key weakness of the saliency maps techniques is that the importance values assigned to low-level pixels do not correspond to high-level concepts that humans easily understand. Furthermore, a model’s internal values (e.g., neural activations) remain incomprehensible. To address these challenges, Kim et al. [20] introduce a testing methodology based on *Concept Activation Vectors* to measure the influence of a user-defined concept on a classification result, for example, how sensitive a prediction of zebra is to the presence of stripes. We defer a detailed survey on the explainability of image classification models to Section 6.

Despite the growing popularity of machine learning models in programming languages research, the aspect of explainability for models of code receives very little attention. To fill in the void, we study code summarization models, ML systems that predict the name of a method given its body (Figure 1 depicts an example). In particular, we make the first attempt to reveal the key program features that code summarization models use for prediction. Our insight is that program is discrete in nature with a well-defined syntax and

semantics. Syntactically, programs are written in a way that satisfies the production rules defined in a context-free grammar. Semantically, program functions in a way that satisfies the inference rules defined in the small-step semantics [25]. Therefore, we envision that the features that models learned from training programs can be expressed with their syntactic and semantic properties. However, we face an important challenge: how to efficiently search the properties that constitute the critical features (hereinafter denoted as *feature properties*) that are mostly responsible for models' prediction.

Our solution is based on a rather unexpected observation we made about the behavior of many prominent models of code. According to the findings of Wang and Christodorescu [36] — few small code edits, albeit preserving the property of interest for input programs, frequently cause models to alter their predictions — we hypothesize that models heavily utilize the local program features for predictions. To confirm our hypothesis, we conduct a preliminary study in which we test how models respond to new programs obtained via systematic reduction of the input programs. Quite surprisingly, we find that almost always an input program can be reduced to very few statements (*i.e.*, ≤ 2) for which models make the same prediction as they do for the original program. This observation confirms that a small code fragment already contains the key features that models need to correctly predict the label of programs. Therefore, the space for searching the feature properties is orders of magnitude smaller than one would have anticipated. Furthermore, we find that the semantics denoted by such code fragments is exceedingly noisy, showing almost no correlation to the labels that models predict; on the contrary, their syntax turns out to be far more consistent: code fragments for which models predict the same label often share common syntactic structures. This finding suggests that models predominately based their predictions on syntactic properties. In other words, the search space for the feature properties is further restricted to the syntax of these code fragments.

At the technical level, we present “*Reduce and Mutate*”, a coarse-to-fine method for revealing the key features that code summarization models use to predict the label of the inputs. Given a program P for which a model M predicts a label L . First, we find a global minimal program \tilde{P} for P by removing the statements in P that barely contribute to M 's prediction (*coarse-grained* search). Our rationale is to identify the code fragment we observed that already covers the feature properties models heavily attend do. Second, we mutate the expressions in \tilde{P} 's statements to pinpoint the program properties that are primarily responsible for M 's prediction (*fine-grained* search). We declare such properties the key features M uses to predict L for P .

We develop a tool, HouYi, as an implementation of the method “*Reduce and Mutate*”, which we use to evaluate four code summarization models: extreme summarizer [4],

code2vec [6], code2seq [5], and sequence GNN [17]. We study code summarization models due to the tremendous impact they made to the programming language field. All research works above not only have gathered a large number of citations since their publication, but also display significant potential for practical applications in software engineering (*e.g.*, API discovery and automatic code review). Results show the key features that all evaluated models use for predicting all programs in Java-small, Java-med, and Java-large [5] are surprisingly simple as they rarely exceed 20 tokens, many times down to the name of a single variable. This finding strongly indicates that code summarization models almost exclusively use local, syntactic structures, or even lexical appearances to predict the name of a method.

As an example use of the revealed features, we present a novel approach to explaining the predictions of code summarization models. At the high-level, our approach answers a more fundamental question: which programs in the training set are most responsible for a model prediction? Ultimately, the weights of a model are derived from the training data. Hence our approach identifies the root cause for a prediction rather than interpret the internal states of a model after its weights have been learned. At the technical level, given an unseen program P for which a model M predicts a label L , we rank M 's training programs with the label L based on their distance to P , measured using their respective feature properties, and then present the top- k closest programs as the explanations for the prediction M made for P .

This paper makes the following contributions:

- A general, formal definition of the key features that machine learning models use to predict the properties of input programs.
- A method for revealing the key features that code summarization models use to predict method names.
- An implementation, HouYi, which we use to evaluate four prominent code summarization models: extreme summarizer, code2vec, code2seq, and sequence GNN. Results show that all evaluated models heavily utilize local, syntactic, or even lexical program features for predicting the name of a method.
- An approach to explaining predictions of code summarization models through the lens of training data.

The rest of the paper is structured as follows. Section 2 gives a formal problem definition. Section 3 shows an example to illustrate the our approach. Section 4 details our methodology. Next, we present our evaluation of HouYi, the implementation of our approach. Finally, we survey related work (Section 6) and conclude (Section 7).

2 Problem Formulation

We consider a machine learning model M as a program (with semantics $\llbracket M \rrbracket$) which executes on an input (*e.g.*, an image, a document, a piece of code, *etc.*) and returns a prediction as

output. Suppose M predicts the label of an input P to be L (i.e., $\llbracket M \rrbracket(P) = L$), our goal is to identify the key features M uses for this prediction. Below, we give a formal definition of the key features. In principle, our definition applies to any machine learning model that takes programs as inputs and makes predictions about their properties.

Definition 2.1. (Key Features) The key feature M uses for predicting the label of P is another program \tilde{P} such that (1) \tilde{P} is a *constituent* of P : the terminal nodes of \tilde{P} 's abstract syntax tree (AST) are a subset of those of P 's AST assuming the terminal nodes of P 's AST are identified by their positions in the tree to avoid duplicates in the set; (2) \tilde{P} is *sufficient*: M makes the same prediction for \tilde{P} as it does for P (i.e., $\llbracket M \rrbracket(P) = \llbracket M \rrbracket(\tilde{P}) = L$); (3) \tilde{P} is *necessary*: M makes a different prediction for $P \setminus \tilde{P}$ than it does for P (i.e., $\llbracket M \rrbracket(P \setminus \tilde{P}) \neq \llbracket M \rrbracket(P)$) where $P \setminus \tilde{P}$ denotes removing (parts of) \tilde{P} 's AST from P 's AST followed by converting the resultant AST back to a program in source format; and finally (4) \tilde{P} is *minimal*: there does not exist a program \tilde{P}' such that \tilde{P}' satisfies the above three requirements, and the terminal nodes of \tilde{P}' 's AST are a *proper* subset of those of \tilde{P} 's AST.

Here we discuss the intuition behind Definition 2.1. First, the *constituent* requirement captures an obvious intuition, that is, the key features must be part of an input method. Second, the *sufficient* requirement makes certain that the key features must singlehandedly lead models to the same predictions as before without the rest of the input. However, preserving models' original predictions is only one side of the equation because other elements outside of the key features in the input may achieve the same effect, thus left the key features expendable. To emphasize the necessity of the key features, we impose the *necessary* requirement: the removal of the key features from the input program, which we call the *subtraction* operation, must lead models to different predictions than they made for the original input. Considering the specific settings of code summarization task, later, we give a formal definition of the *subtraction* operation (cf. Definition 4.1 and 4.2). Finally, the *minimal* requirement ensures the minimality of the key features, in other words, they do not contain redundant elements.

Now we present two special cases regarding the key features \tilde{P} for a method P . First, \tilde{P} happens to violate the syntactic grammar of the language P is written in (e.g., \tilde{P} is a Java method with a stand-alone binary expression $\text{var}+1$ in the body), thus parsers will fail to reduce P into the data format that models consume. Consequently, the result of $\llbracket M \rrbracket(\tilde{P})$ is unknown, and the *sufficient* requirement will never be satisfied. To resolve this issue, we construct a set of valid programs $\bar{\mathcal{P}}$ as proxies of \tilde{P} (e.g., adding missing parts to $\text{var}+1$ to form valid statements like $\text{oov} = \text{var}+1$; or $\text{oov}(\text{var}+1)$; where oov stands for out-of-vocabulary words i.e., those that models have not seen during training,

```
void handleMessage(android.os.Message message) {
    switch (message.what) {
        case me.relex.camerafilter.camera.
            CameraController.RESET_TOUCH_FOCUS: {
            if ((mCamera == null) || mAutoFocusLocked)
                return;

            mHandler.removeMessages(me.relex.camerafilter.
                camera.CameraController.RESET_TOUCH_FOCUS);
            try {
                if (mIsSupportAutoFocusContinuousPicture) {
                    android.hardware.Camera.Parameters cp =
                        getCameraParameters();
                    if (cp != null) {
                        cp.setFocusMode(Camera.Parameters.
                            FOCUS_MODE_CONTINUOUS_PICTURE);
                        mCamera.setParameters(cp);
                    }
                    mCamera.cancelAutoFocus();
                }
            } catch (Exception e) { e.printStackTrace(); }
            break;
        }
    }
}
```

Figure 2. An input method named *handleMessage*.

thus exerting a minimal influence on them). Our rationale is if all programs in $\bar{\mathcal{P}}$ satisfy the *sufficient* requirement (i.e., $\forall \bar{P} \in \bar{\mathcal{P}} \llbracket M \rrbracket(\bar{P}) = \llbracket M \rrbracket(P) = L$), then \tilde{P} , the common denominator, also satisfies the *sufficient* requirement indirectly.

Similarly, the operation $P \setminus \tilde{P}$ associated with the *necessary* requirement may result in syntactically invalid ASTs. For example, removing an identifier var_1 from an assignment statement $\text{var}_1 = \text{var}_2++$; leads to a invalid AST. As a simple fix, we don't remove but replace the AST of var_1 with a new node assigned with out-of-vocabulary words (e.g., $\text{oov} = \text{var}_2++$). Therefore, not only the resultant AST becomes valid, also it does not incorporate additional information which may have an influence on model predictions.

3 Overview

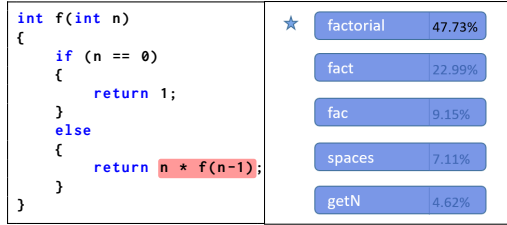
In this section, we present an overview of our approach to revealing the key features that code summarization models use for prediction.

3.1 An Illustrative Example

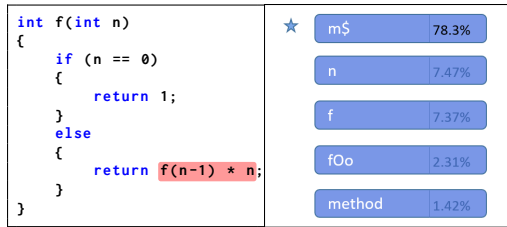
First, we introduce a code summarization model and an input method as our running example for illustrating the key idea and high-level steps of our approach.

Model. We use code2seq [5], arguably the state-of-the-art code summarization model. Specifically, using Java-small, Java-med, and Java-large, three highly-regarded and widely-used public datasets, Alon et al. [6] and Rabin et al. [27] together show that code2seq is the most accurate model on Java-med and Java-large, and second only to sequence GNN [17] on Java-small, the smallest among the three datasets. At a high level, code2seq adopts a generative approach to predicting method names. It employs a standard encoder-decoder architecture [11, 14] in which the encoder first learns the vectorial representation of an input method through its AST paths, and decoder uses attention [8] to select relevant

paths for predicting sub-tokens of the method’s name (e.g., *index*, *of*, *target* predicted by code2seq in Figure 1).



(a) Prediction for the original method.



(b) Prediction for the transformed method.

Figure 3. A simple, natural, semantically-preserving transformation causes code2vec to change its prediction. Note that the probability of the top-1 prediction is even higher on the transformed method.

Input Method. Figure 2 depicts a Java method from the test set of Java-large. code2seq correctly predicts the name of this method to be *handleMessage*. The indicator is mostly the switch statement which takes in a field of the input parameter *message* as the condition, and defines a handling routine under the only case. For the sake of usability, all code summarization models studied in this paper do not require input programs to compile so long as they satisfy the syntactic grammar of the language they are written in. Also, all models only take individual methods as inputs. When another method is invoked in the body of the input method, no inter-procedure analysis is performed, neither is inlining. Hereinafter, when referring to the inputs of code2seq, we use programs and methods interchangeably.

3.2 Overview of “Reduce and Mutate”

We now give an overview of our approach which consists of the two major steps: *Reduce* and *Mutate*.

3.2.1 Reduce. While deep neural networks have been gaining increasing levels of interest in programming languages research, Wang and Christodorescu [36] cautioned that models of source code are notably unstable with their predictions. Simple, natural, and semantically-preserving transformations frequently cause models to alter their predictions. Here we use an example presented in Wang and Christodorescu [36] to demonstrate this phenomenon. Figure 3a depicts the

```
void handleMessage(android.os.Message message) {
    switch (message.what) {
        case me.relex.camerafilter.camera.
            CameraController.RESET_TOUCH_FOCUS:
    }
}
```

(a) The minimal program for the method in Figure 2.

```
oovv ResetCamera() {{
    if ((mCamera == null) || mAutoFocusLocked)
        return;

    mHandler.removeMessages(me.relex.camerafilter.
        camera.CameraController.RESET_TOUCH_FOCUS);
    try {
        if (mIsSupportAutoFocusContinuousPicture) {
            android.hardware.Camera.Parameters cp =
                getCameraParameters();
            if (cp != null) {
                cp.setFocusMode(Camera.Parameters.
                    FOCUS_MODE_CONTINUOUS_PICTURE);
                mCamera.setParameters(cp);
            }
        }
        mCamera.cancelAutoFocus();
    }
    catch (Exception e) { e.printStackTrace(); }
    break;
}}
```

(b) Removing the minimal program from the original method.

Figure 4. Discovering key statements of the input method.

original method which is correctly predicted by code2vec to be *factorial*; Figure 3b depicts the transformed method, albeit semantically equivalent, is totally mishandled. None of the top-5 predictions even remotely resemble the ground truth considering that all we changed is the order of the operands in a multiplication expression.¹

Their finding suggests that models don’t evenly distribute their attention across the entire structure of the method, instead, they focus on a small window of code. A natural question arises: how to find the window which models predominately base their predictions on, or formally, meeting the *sufficient* and *necessary* requirement in Definition 2.1. Additionally, considering the precision of the search, we aim to find the smallest window out of the given method. To solve this problem, it seems necessary to exhaust all subsets of the statements in the method. In theory, this approach yields an exponential time algorithm, which may not scale to methods of a large number of statements. In practice, by utilizing our prior observation, we enable this approach to quickly find the global minimal window that satisfies both the *sufficient* and *necessary* requirement (cf. Algorithm 1).

As depicted in Figure 4a, the discovered code fragment satisfies the *sufficient* requirement by leading code2seq to the same prediction, *handleMessage*, it made for the original method. Regarding the *necessary* requirement, Figure 4b shows the resultant method after we remove the body, input parameter and return type of the minimal program in

¹Other models — extreme summarizer [4], code2seq [5], and sequence GNN [17] — do not even give the correct predictions for the method in Figure 3a. Besides, they also change their predictions due to the transformation.

<pre> void handleMessage (oova message) { // Option 1: switch (what) { } /* Option 2 if (what) { } */ /* Option 3 for (; what;) { } */ /* Option 4 while (what) { } */ /* Option 5 what++; */ /* Option 6 what(); */ } </pre>	<pre> oovv setCameraFocus(android.os.Message oovv) { switch (message.what) { case me.relex.camerafilter.camera. CameraController.RESET_TOUCH_FOCUS: { if ((mCamera == null) mAutoFocusLocked) return; mHandler.removeMessages(me.relex. camerafilter.camera.CameraController. RESET_TOUCH_FOCUS); try { if (mIsSupportAutoFocusContinuous- Picture) { android.hardware.Camera.Para- meters cp=getCameraParameters(); if (cp != null) { cp.setFocusMode(Camera.Parameters. FOCUS_MODE_CONTINUOUS_PICTURE); mCamera.setParameters(cp); } } mCamera.cancelAutoFocus(); } catch(Exception e) { e.printStackTrace(); } break; } } } </pre>
---	--

(a) Key features. (b) Removing key features from the method.

Figure 5. Identifying key features of the input method.

Figure 4a from the original method in Figure 2. Recall our explanation in Section 2, we use *oovv*, an out-of-vocabulary return type, to help construct a valid AST without providing additional information to *code2seq*. We omit the explanation for the same operations occurred later in the paper. Given Figure 4b as a new input, *code2seq* indeed predicts a different label (i.e., *resetCamera* as highlighted in the shadow box) from *handleMessage*. Since the *minimality* requirement is the only one left to be satisfied, we conclude that the program in Figure 4a is at least a superset of the key features that *code2seq* uses for predicting the label *handleMessage*.

Regarding the legitimacy of the discovered code fragment, in fact, they match our expectations for being the key features of the input method, especially the parameter *message* and *switch-case* predicate in the body. Interestingly, *code2seq* also abstracts away the code inside the *switch* statement as it perceives the details of the handling routine to be unrelated to the high-level summary of the method. This is a reasonable choice to make which could have helped *code2seq* with its prediction.

3.2.2 Mutate. The features discovered in the *Reduce* step lie at the level of statements (i.e. coarse-grained), thus they are likely to contain redundant elements that barely contribute to models' predictions. To pinpoint the fine-grained features models exclusively attend to, we mutate the program discovered in the *Reduce* step in an attempt to identify the minimal fragment that keeps the *sufficient* and *necessary* requirement satisfied.

Similar to the *Reduce* step, the key idea of the *Mutate* step is to remove the part of the discovered program that does not influence the model predictions. Formally, the resulting program after the removal still meets the *sufficient* and *necessary*

requirement. However, a significant difference between the two steps is *Mutate* does not adopt solely a program reduction approach for identifying the fine-grained features. As an example, when looking for the key features in a method invocation *foo.bar()*, we first mutate the expression into *foo.oovv()* before reducing it to *foo()* given that models may use the field access expression on the object *foo* (without the name of the field) as the key feature. Apparently, features of this kind that are not explicitly presented by the discovered program will not be identified by a sole reduction approach. Therefore, we mix the modification and deletion operation in the *Mutate* step to pinpoint both the explicit and implicit fine-grained features.

Figure 5a depicts the result of the *Mutate* step. It turns out that the return type *void*, the parameter *message* (without its type), and the identifier *what* is all it takes for *code2seq* to correctly predict the name of the input method. In particular, when *void* and *message* are kept as they are, any of the six statements listed in the body would lead *code2seq* to predict the label *handleMessage*. On the other hand, removing them from the input method leads *code2seq* to predict *setCameraFocus* (Figure 5b). After confirming the return type *void*, the parameter *message* and the identifier *what* are the minimal features that satisfy the *sufficient* and *necessary* requirement, we declare them to be the key features *code2seq* uses for predicting the label of the input. At this point, it is clear that the key features are made of syntactic and lexical properties that do not resemble the semantic of the input method.

To further demonstrate the degree to which *code2seq* relies on the parameter *message* and the identifier *what* for predicting the label *handleMessage*, we craft another method (Figure 6b) that we give *code2seq* to predict. Specifically, we insert a sort routine, for which *code2seq* correctly predicted as depicted in Figure 6a, into the body of the method in Figure 5a where we choose *what++* as the expression of the key feature *what*. Quite surprisingly, *code2seq* still predicts the label *handleMessage* despite the presence of an entire sort routine. This finding suggests that *code2seq* may even exercise rote memorization to infer the name of input methods.

4 The Reduce and Mutate Method

In this section, we give a detailed presentation of our approach to revealing the key features code summarization models use for prediction. We also present an example use of the revealed key features.

4.1 Reduce

The goal of this step is to identify the region within an input method that covers the key features. A brute-force approach is to exhaust all subsets of the statements in the method. This yields an exponential time algorithm which would incur $2^n - 2$ (n is the number of statements in the method, and

```

void sort(int[] array) {
    boolean swapped = true;
    for (int i = 0; i < array.length && swapped; i++) {
        swapped = false;
        for (int j = 0; j < array.length - 1 - i; j++) {
            if (array[j] > array[j + 1]) {
                int temp = array[j];
                array[j] = array[j + 1];
                array[j + 1] = temp;
                swapped = true;
            }
        }
    }
}

```

(a) A bubble sort routine.

```

public void handleMessage(oova message) {
    what++;

    // insert a sort routine below
    boolean swapped = true;
    for (int i = 0; i < array.length && swapped; i++) {
        swapped = false;
        for (int j = 0; j < array.length - 1 - i; j++) {
            if (array[j] > array[j + 1]) {
                int temp = array[j];
                array[j] = array[j + 1];
                array[j + 1] = temp;
                swapped = true;
            }
        }
    }
}

```

(b) Putting the body of the bubble sort into the method in Figure 4a.

Figure 6. A surprising prediction that code2seq makes.

we don't need to consider the empty subset or the method itself, hence “-2”) trials in the worst case. In principle, such an algorithm is unlikely to scale to methods of a large number of statements, however, based on our prior observation that few statements in a method already cover the key features, the algorithm would quickly find the global minimal region as long as it traverses the regions in the ascending order of the size. Algorithm 1 provides the details. The for loop at line 4 gradually increases the size of the subsets which will be created by the function named *SelectionUtil* based on a recursive procedure. Then *SelectionUtil* invokes *Verify*, another function that checks the validity of each created subset against the *sufficient* and *necessary* requirement. Below, we present the technical details about two functions: *Flatten* (line 3) and *Verify* (line 19).

The goal of the *Flatten* function is to reduce an input method into a set of statements. Specifically, for a non-control statement such as declaration, assignment, or method calls, *Flatten* directly adds them to the set; for a control statement such as if statement or while loop, *Flatten* first adds the predicate of the control statement (e.g., if (condition)) and the associated block if present (e.g., while (condition){ }) as a separate statement to the set; and then adds the non-control statements in their body. If their body happens to contain other control flow statements, we recursively apply the same operation until we completely flatten the nested control structure. Note that we bind certain code structures as a single statement to ensure the syntactic validity of the added statements. For example, case or default labels will be automatically added with the switch predicate whenever

Algorithm 1: Find the minimal region in a method.

```

input :method, model
output:region

1 procedure FindMinimalRegion(method, model)
2   begin
3     statements ← Flatten(method)
4     /* traversing the subsets of statements
5      in the ascending of the cardinality;
6      ‘-1’ excludes the entire set. */
7     for k ← 1 to statements.size-1 do
8       region ← SelectionUtil(statements, 0, 0, k,
9         ∅, method, model)
10      if region ≠ ∅ then
11        return region
12
13 function SelectionUtil(statements, index, depth,
14   max_depth, region, method, model)
15   begin
16     if depth < max_depth then
17       for i ← index to statements.size do
18         region.Add(statements[i])
19         SelectionUtil(statements, index++,
20           depth++, max_depth, region,
21           method, model)
22         /* the following if condition
23          prevents a subset from being
24          checked more than once */
25         if selected.size = max_depth then
26           s ← Verify(model, method, region)
27           if s then
28             return region
29         // remove the last statement
30         region.Remove(region[-1])
31     return ∅
32
33 function Verify(model, method, region)
34   begin
35     m ← new Method(method, region)
36     result ← model.Predict(m)
37     if result = method.name then
38       result ← model.Predict(method \ region)
39       if result ≠ method.name then
40         return True
41     return False

```

a switch statement is flattened. Finally, *Flatten* adds the entire parameter list of an input method as another statement.

As for the *Verify* function, we discuss the constitution of the new method based on the minimal set of statements (line 21) and define the *subtraction* operation performed for checking the *necessary* requirement (line 24). Regarding the creation of the new method, first, it retains the return type of the original input; then, depending on whether or not the minimal set of statements contains the parameters of the input method, we either add them to its own parameter list or leave the list empty. Finally, we copy the remaining statements in the set to the body of the new method. Note that statements in the new method's body will always be listed in a sequential order no matter their relationship in the AST of the original input, for example, an assignment statement that was in a for loop will be moved outside as a separate statement in the new method's body. Given the constitution of the new method, the *subtraction* operation naturally follows. Below we give the definition.

Definition 4.1. (*Subtraction of Statements*) Let P be a method. Let \tilde{P} be the set of statements that Algorithm 1 discovers from P . $P \setminus \tilde{P}$ is defined to be $\forall S \in \tilde{P} \setminus S$ where $P \setminus S$ is removing the entire subtree rooted at $root(S)$ from P 's AST if S is a parameter list or a non-control statement ($root(S)$ returns the root of S 's AST); otherwise, $P \setminus S$ is removing $root(S)$, its child node denoting the predicate of S , and the other child node denoting the block if present, and making the remaining children of $root(S)$ or the block node as the children of $root(S)$'s parent.

Clearly, Algorithm 1 always returns the minimal set of statements that satisfies the two requirements.

Theorem 4.1 (Minimal Region). Let a method P be a set of statements given as the input to Algorithm 2. The output, denoted by R , is the smallest subset of P that satisfies the *sufficient* and *necessary* requirement (i.e., $\nexists S \subseteq P \mid |S| < |R|$ and S also satisfies the two requirements).

Proof. By design, Algorithm 1 traverses the subsets of P in the ascending order of the cardinality while checking the validity of each subset against the two requirements, therefore, the first subset it finds is the smallest among all. \square

Time Complexity We analyze the running time of Algorithm 1. We emphasize that our analysis takes into account the actual distribution of inputs, albeit the algorithm runs in exponential time in theory. For over fifteen million methods in Java-small, Java-med, and Java-large, we find that the size of the minimal region never exceeds three for each of the evaluated models, therefore, Algorithm 1 runs in cubic time in the worst case. However, since the minimal region of three statements rarely occurs, we argue the average-case complexity, which we analyze below, is a more accurate measure of Algorithm 1's performance in practice.

We focus on the process of traversing the subsets of statements in Algorithm 1 since the remaining steps take $O(1)$ time. On average, the traversal takes t_{ave} to execute:

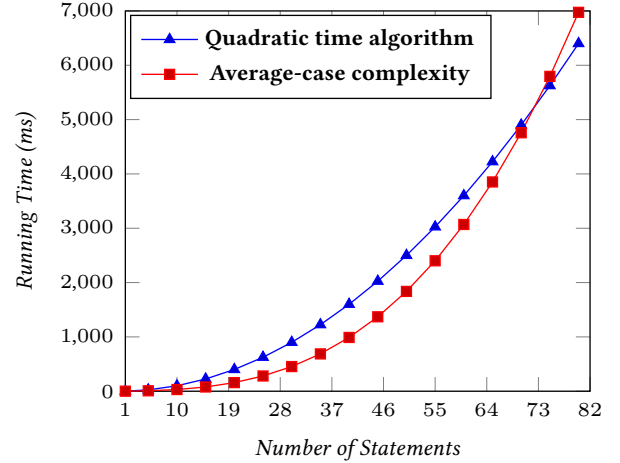


Figure 7. Average-case complexity of Algorithm 1.

$$\begin{aligned}
 t_{ave} &= \sum_{k=0}^{\infty} p_k t(k) \\
 &= \sum_{k=0}^{\infty} p_k (k * t_{one}) = t_{one} \sum_{k=0}^{\infty} p_k k
 \end{aligned}$$

where $t(k)$ denotes the average time taken to traverse k subsets; and p_k denotes the probability of an input causing k subsets to be traversed. Since the average time taken to traverse one subset is independent of the total number of subsets Algorithm 1 requires, we replace $t(k)$ with $k * t_{one}$ where t_{one} is the average time taken to traverse one subset.

Now, incorporating the distribution of our inputs:

$$\begin{aligned}
 t_{ave} &= t_{one} \sum_{k=1}^{|P|^3} p_k k \quad (p_k = 0 \text{ when } k = 0 \text{ or } k > |P|^3) \\
 &< t_{one} (p_{|P|} |P| + p_{|P|^2} |P|^2 + p_{|P|^3} |P|^3)
 \end{aligned}$$

where P denotes the set of statements in an input method. The last step is derived based on an overly conservative approximation that Algorithm 1 will always traverse the maximum number of subsets to find the minimal subset e.g., $|P|$ for size of 1, $|P| * (|P| - 1)$ for size of 2 and $|P| * (|P| - 1) * (|P| - 2)$ for size of 3.

Assigning the probability according to the distribution of over seventeen million methods in the three datasets.

$$t_{ave} < t_{one} (0.831|P| + 0.157|P|^2 + 0.012|P|^3)$$

Figure 7 plots the upper bound of t_{ave} (i.e., the right side of Equation 27) w.r.t. the number of statements in a method assuming t_{one} takes one millisecond. We adopt the interquartile range [1] to exclude outliers in the three datasets based on the number of statements in a method. This measure determines the cut-off value to be around 80, which covers more than 99% of the methods in the three datasets. Clearly, Algorithm 1 runs even faster than a quadratic algorithm with

the same constant factor t_{one} most of the time. Given the scale and generality of the experimented inputs, we believe the average-case complexity would apply to an arbitrary set of methods for the four evaluated models.

4.2 Mutate

In the *Mutate* step, we aim to pinpoint the feature properties within the minimal method discovered by the *Reduce* step. Technically, we identify the key features from the minimal method's AST. Unlike the *Reduce* step, we do not traverse the sets of nodes in the ascending order of the size since the set of nodes that comprises the key features may not be small. Therefore, we first remove the nodes that do not influence models' predictions (*i.e.*, the resultant method still preserves the two requirements), then look for the minimal features from the reduced AST.

Algorithm 2 gives the details of the mutation operation. The key is to always mutate a node before deleting it unless the node is immutable (*e.g.*, a parameter node can only be removed from a parameter list node). By mutate, we mean replacing the value of a node with a random/out-of-vocabulary word. We denote the value of a node to be the identifier of terminal nodes (*e.g.*, `int`, `=`, or `+`) or the type of non-terminal nodes (*e.g.* `binary`, `assignment`, `method invocation`). Assuming a parent node can be mutated (or deleted), the operation will not be performed until all of its children have been mutated, or in a slightly less restrictive setting where all but one child have been mutated, then the parent node will inherit the value from the remaining child (line 17 and 20). Under any other circumstances, the parent node will be kept intact to maintain the status of its immutable children. Since we only edit the value while mutating (or even deleting) a node, the structure of the minimal method's AST is always preserved, which allows an easier and cleaner *subtraction* operation (*cf.* Definition 4.2). At the same time, the actual tree structure needs to be recovered out of the mutated AST in order for the two *sufficient* requirements to be checked against (line 31 and 33). Compress function (line 42) solves this problem. The key is to translate the value of each node into a series of tree-edit operations. Note that within the *Verify* function, tree-edit operations always modify a separate tree copy to preserve the integrity of the mutated AST.

For other functions not explicitly defined in Algorithm 2, *Parse* extracts the AST out of a method, *Serialize* converts an AST back to a method, *Deco* ensures the construction of syntactically valid methods based on a set of pre-defined rules, and finally *isTokenizable* / *isRemovable* returns the mutability/removability of a node.

Definition 4.2. (*Subtraction of Trees*) Let T be the AST of an input method. Let \tilde{T} be the AST of the minimal method with a set of statements B as the body (discovered by Algorithm 1). Suppose \tilde{T} is transformed to \bar{T} via the mutation operation (specified in Algorithm 2). $T \setminus \bar{T}$ is defined as (1) subtracting

Algorithm 2: Find key features in a minimal method.

```

input : mini_met, met, model
output: root
1 procedure FindFeatures(mini_met, met, model)
2   begin
3     root  $\leftarrow$  Parse(mini_met).root
4     Mutate(root, root, met, model)
5   return root
6 function Mutate(node, root, met, model)
7   begin
8     foreach child  $\in$  node.children do
9       Mutate(child, root, met, model)
10    /* counting # of children nodes that
11       can't be replaced with random tokens */
12    count  $\leftarrow$  0; pos  $\leftarrow$  -1
13    for i  $\leftarrow$  0 to node.children.size do
14      child  $\leftarrow$  node.children[i]
15      if child.value[0]  $\neq$  place_holder then
16        count++; pos  $\leftarrow$  i
17    /* two conditions to be considered when
18       processing a node: (1) if the node can
19       be replaced with a random token */
20    if isTokenizable(node) then
21      /* maximum one necessary child allowed
22      if count = 0 or count = 1 then
23        Wrapper(node, pos, root, met, model)
24    /* (2) if the node can only be removed */
25    else if isRemovable(node) then
26      /* no necessary child is allowed
27      if count = 0 then
28        Wrapper(node,  $\infty$ , root, met, model)
29 function Wrapper(node, pos, root, met, model)
30   value  $\leftarrow$  node.value
31   node.value  $\leftarrow$  (place_holder, pos)
32   if not Verify(root, met, model) then
33     node.value  $\leftarrow$  value
34 function Verify(root, met, model)
35   begin
36     mini_ast  $\leftarrow$  Refresh(root.copy)
37     met_ast  $\leftarrow$  Parse(met)
38     prediction  $\leftarrow$  model.Predict
39       (Serialize(Compress(met_ast \ mini_ast)))
40     if prediction  $\neq$  met.name then
41       prediction  $\leftarrow$  model.Predict
42         (Serialize(Deco(Compress(root.copy))))
43     if prediction = met.name then
44       return True
45   return False

```

```

// lays the groundwork for subtraction operation
35 function Refresh(node)
36   foreach child ∈ node.children do
37     Refresh(child)
38     if child.value[0] = place_holder then
39       node.value ← (place_holder, -1)
40       break
41   return node
42 function Compress(node)
43   foreach child ∈ node.children do
44     Compress(child)
45   // if node happens to be unnecessary
46   if node.value[0] = place_holder then
47     if node.value[1] = ∞ then
48       /* if node can only be deleted, delete
49         the subtree rooted at node */
50       node.parent.remove(node)
51     else
52       /* if node has one necessary child,
53         propagate its value to the node */
54       if node.value[1] ≠ -1 then
55         replace ←
56         node.children[node.value[1]]
57         node.value ← replace.value
58       /* either case remove all children */
59       node.removeChildren()
60   // if node happens to be necessary
61   else
62     /* only replacing the unnecessary child
63       nodes with out-of-vocabulary tokens */
64     foreach child ∈ node.children do
65       if child.value[0] = place_holder then
66         child.value ← (oov, -1)
67   return node

```

the subtree T_{return} in T from the subtree \bar{T}_{return} in \bar{T} , denoted by $T_{return} \oplus \bar{T}_{return}$ (Definition 4.3), where T_{return} denotes the AST of the return type of the input method, and \bar{T}_{return} denotes the AST of the return type of the mutated method; (2) $T_{paralist} \oplus \bar{T}_{paralist}$ where $T_{paralist}$ denotes the AST of the parameter list of the input method, and $\bar{T}_{paralist}$ denotes the AST of the parameter list of the mutated method; (3) $\forall S \in BT_S \oplus \bar{T}_S$ where T_S denotes the AST of the statement S in the input method, and \bar{T}_S denotes the AST of the same statement in the mutated method.

Definition 4.3. (*Subtraction Operator*) Let T_1 be an AST. Let T_2 be another AST. $T_1 \oplus T_2$ updates the value of each node in T_1 as follows: (1) if the value of a node in T_1 , $v_1.value$,

equals to the value of the *twin* node in T_2 , then $v_1.value$ will be updated to *placeholder*. A node in T_2 is a *twin* of another node in T_1 if the two nodes are overlapped when T_1 and T_2 are overlaid; (2) if $v_1.value$ differs from the value of the twin node in T_2 , then it's only possible that the value of the twin node is *placeholder* in which case v_1 maintains its value.

Time Complexity and Global Minimality Since Algorithm 2 performs a linear traversal of the input AST, it has a complexity $O(n)$ where n is the number of the nodes in the tree. The result of Algorithm 2 satisfies the *1-tree-minimality* [23] because any node of the tree cannot be further removed. To achieve the global minimality, we further manipulate the AST that Algorithm 2 returns. In particular, we mutate each subset of its terminals nodes to generate new ASTs, and then check their validity against the *sufficient* and *necessary* requirements. Although this approach yields an exponential time algorithm, the performance is reasonable in practice (cf. Section 5.3).

At this point, we have found the key features for an input method since they satisfy all requirements — *sufficient*, *necessary*, and *minimal* — in Definition 2.1.

4.3 An Example Use of The Revealed Features

We utilize the revealed features code summarization models use to explain their predictions. The idea is as follows. Given a Model M , and a program P from M 's test set for which M predicts L . First, we discover the key features M uses to predict L ; Second, we do the same thing for all programs in M 's training set with the label L . Note that in a generative setting (e.g., code2seq, sequence GNN) where training set might not contain a method of label L , we consider all methods whose name is a subset of the words in L . Finally, we rank these training programs based on the distance between their and P 's revealed features. Our rationale is to find the training programs from which models extracted the key features at the first place. Thus, our method explains the root cause of a prediction rather than interprets the internal state of models.

5 Evaluation

We have realized our method “*Reduce and Mutate*” in a tool, called HouYi, which extracts the key features that code summarization models use for prediction. In this evaluation, we first deploy HouYi to study several prominent code summarization models, then we conduct a user study to measure the quality of the explanations for their predictions.

5.1 Evaluation Subjects

Models. extreme summarizer [4], code2vec [6], code2seq [5], sequence GNN [17], and LiGER [38] are among the most notable code summarization model in the literature. We include every model except LiGER in our experiments. The reason is LiGER incorporates program executions as a feature dimension for predicting method names, thus, they have rather

Table 1. Compare reimplementations (**bolded**) to originals for all code summarization model.

Models	Java-small			Java-med			Java-large		
	Precision	Recall	F1	Precision	Recall	F1	Precision	Recall	F1
code2vec	18.51	18.74	18.62	38.12	28.31	32.49	48.15	38.40	42.73
code2vec	19.23	17.72	18.44	40.32	28.89	33.66	48.90	37.26	42.29
code2seq	50.64	37.40	43.02	61.24	47.07	53.23	64.03	55.02	59.19
code2seq	48.72	35.46	41.05	61.91	46.38	53.03	63.78	54.41	58.72
sequence GNN	51.4	25.0	50.0	—	—	—	—	—	—
sequence GNN	48.94	47.35	48.13	58.46	45.73	51.32	61.82	50.32	55.48
extreme summarizer	50.25	24.62	33.05	60.82	26.75	37.16	60.71	27.60	37.95
extreme summarizer	51.27	22.28	31.06	61.28	27.38	37.85	58.37	29.72	39.39

limited applicability and generality. As a concrete piece of evidence, LiGER is evaluated on less than 10% of the methods in Java-med and Java-large since the vast majority do not trigger interesting executions for LiGER to learn (*i.e.*, either do not compile or are not covered sufficiently by dynamic executions).

Datasets. We use Java-small, Java-med, and Java-large, three public datasets Alon et al. [5] propose for the code summarization task. All of them are large collections of Java methods they extracted from projects on GitHub. We have re-trained code2vec, code2seq, sequence GNN and extreme summarizer using their implementations open-sourced on GitHub. Table 1 shows the performance of all re-trained models is either comparable or superior to the originals.

5.2 What Code Summarization Models Learned

Now, we give the details about the key features that HouYi found each model uses for prediction.

Finding the Minimal Region. We follow Algorithm 1 to identify the minimal region of a given program. Table 2 depicts the size of the region in terms of the number of the statements it consists of (*e.g.* mean and median). For all models, the minimal region is very small containing around 2 statements on average with a median of 1 or 2. This result confirms the outcome of our preliminary study on a much larger scale.

Finding Key Features. Next, we follow Algorithm 2 to pinpoint the fine-grained features within the minimal regions presented above. Table 3 gives the number of tokens key features are composed of (*e.g.* mean and median). For sequence GNN and extreme summarizer, the average number of the tokens in their key features is less than 7, which is smaller than the average number of tokens in code2vec and code2seq’s key features. This is a somehow an unexpected result for code2vec, which is a far less expressive model than the rest. We conjecture the reason being code2vec is the only discriminative model that may under-fit the data due to the limited model capacity while the rest could have over-fitted, making the model less stable by relying on lesser features.

Overall, we find out there are more than 90% of the methods in all three datasets for which models have used features of less than 20 tokens. This result strongly indicates that existing code summarization models barely consider the global semantic properties when predicting the name of a method. To dig deeper, we investigate the percentage of programs for which models consider exclusively the lexical features (*i.e.*, identifier names). Technically, it means the AST that Algorithm 2 returns does not contain an original non-terminal (*i.e.*, all have been mutated). Results show that more than 50% of the methods in all three datasets fall into this category for each model. This further points to the weakness of existing code summarization models on using local, shallow program features for predicting method names.

5.3 Performance of HouYi

We evaluate the performance HouYi for the *Reduce* and *Mutate* step separately. As depicted in table 4, HouYi is reasonably fast, taking on average around half of a second in both steps. Note this does not take into account the time models spend on predicting which are shown in Table 5. In other words, after adding the prediction time, HouYi is significantly slower as the total time adds up to around half a minute on average. In order to scale up HouYi to handle large datasets, we utilize 10 V100 GPU servers in batch processing mode (around 100 programs per batch) while running HouYi as 10 client applications in a distributed fashion. In the end, HouYi completes all the computation within 3 weeks.

5.4 Explaining the Predictions of Code Summarization Models

We conduct a user study to evaluate our technique for producing explanations for the prediction of code summarization models. As described in Section 4.3, our technique finds training methods similar to a test method based on the AST distance between their key features. We also adopt a simple baseline which searches for training methods based on the AST distance of the entire method.

Procedure. Each participant is given two sets of methods. One set contains 4 methods randomly selected from the test

Table 2. The # of statements in minimal regions.

Models	Java-small		Java-med		Java-large	
	Mean	Median	Mean	Median	Mean	Median
code2vec	1.66	2.00	2.18	2.00	2.30	2.00
code2seq	1.89	2.00	2.59	2.00	2.18	2.00
Seq-GNN	1.60	1.00	1.74	1.00	1.60	1.00
extreme	1.08	2.00	1.22	2.00	1.49	1.00

Table 3. The # of token key features consist of.

Models	Java-small		Java-med		Java-large	
	Mean	Median	Mean	Median	Mean	Median
code2vec	10.5	6.00	11.9	9.00	11.5	7.00
code2seq	11.0	7.00	9.90	7.00	12.2	10.0
Seq-GNN	3.74	3.00	3.39	3.00	3.66	3.00
extreme	6.14	6.00	5.50	6.00	5.80	7.00

Table 4. Time taken by HouYi (in seconds).

Models	Java-small		Java-med		Java-large	
	Reduce	Mutate	Reduce	Mutate	Reduce	Mutate
code2vec	0.48	0.45	0.58	0.69	0.57	0.75
code2seq	0.52	0.53	0.56	0.53	0.54	0.56
Seq-GNN	0.57	0.61	0.55	0.47	0.58	0.58
extreme	0.88	0.67	0.73	0.66	0.67	1.02

Table 5. Time taken by a model (in seconds).

Models	Java-small		Java-med		Java-large	
	Reduce	Mutate	Reduce	Mutate	Reduce	Mutate
code2vec	13.66	10.10	17.85	16.52	11.914	8.802
code2seq	6.410	3.541	8.360	3.552	7.943	3.584
Seq-GNN	12.61	8.960	12.11	13.96	12.49	14.30
extreme	21.56	25.75	16.34	23.52	14.69	19.86

```
String[] reverse(final String[] array) {
    final String[] newArray =
        new String[array.length];
    for (int index = 0; index < array.length;
        index++) {
        newArray[array.length - index - 1] =
            array[index];
    }
    return newArray;
}
```

(a) A test method.

```
public FastStringBuffer reverse() {
    final int limit = count / 2;
    for (int i = 0; i < limit; ++i) {
        char c = value[i];
        value[i] = value[count - i - 1];
        value[count - i - 1] = c;
    }
    return this;
}
```

(b) The closet found by our technique.

```
private static <T> SList<T> reverse(
    SList<T> r) {
    SList<T> res = null;
    for (; r != null; res = cons(r.car,
        res), r = r.cdr)
        System.out.println("");
    return res;
}
```

(c) The closet found by baseline.

Figure 8. An example prediction produced by our technique and baseline.

1. The system finds training examples that have similar structure (or substructure) to the test example.
2. Given the similarity of the structure (or substructure), explanations that the system produce are accurate.
3. As a user of the model, I find the system helpful in provide an insight of how models work.
4. As a user of the model, I feel comfortable using this model along with the system providing the explanations.
5. As a designer of the model, I find the system helpful in debugging models' mispredictions and improves their quality.

Figure 9. Questionnaire used in the study.

set of the three datasets, and each method is accompanied with 5 methods found to the closet by our technique on the corresponding training set. As an example, we show a test method (Figure 8a) accompanied by a training method (Figure 8b) that is the closest found by our technique. We highlight their key features in the shadow box. Similarly, the other set presents the same content except that the 5 methods are found by the baseline approach. An example is shown in Figure 8c. After reviewing a set of methods, each participant is given a set of questions to answer. The questionnaire is depicted in Figure 9. For each question, participants are given 5 choices to make: strong disagree, disagree, neutral, agree, and strongly agree. Each choice is interpreted as a score starting

from 1 for strongly disagree all the way to 5 for strong agree. We also conduct an interview after the study during which we encourage them to give any comments/suggestions that they may have.

Participants. We have recruited 32 data scientists from a high-tech company through an internal email thread and paid them \$50 each for participating the study. Each participant has at least one year of Java programming experience. All of them have at least two years of experience in developing machine learning models at work. We have explained to each participant beforehand that our technique finds the training programs from which models learned their parameters for predicting the name of a particular test method, and they are asked to rate the quality of the explanations.

Results. Table 6 shows the results of the questionnaire. In particular, each row contains the average score to a question for our technique and baseline approach. It is clear that participants have rated our technique consistently higher than the baseline approach by a notable margin. In terms of the actual score, participants have given more than 3 to all questions indicating an overall positive attitude toward our technique. Specifically, for Questions 1 and 2, participants are very positive about the accuracy of the predictions found by our technique. For Question 3 and 5, participants also agree that the system would benefit both users and designers of the model by providing the rationale of model predictions.

Table 6. Participants’ responses.

Question	Our technique	Baseline
1	4.7	2.1
2	4.5	1.8
3	3.9	1.8
4	3.1	1.2
5	3.6	1.5

One participant even raises the possibility of performing re-training with examples generated based on the key features to improve the model accuracy. Question 4 is the only one to which participants reacted a bit more negatively. Therefore, we focus on this question in our post-study interview.

The main message we received from participants who give particularly low scores to this question is that even though the system gives accurate explanations, they won’t be very helpful when models only seem to use almost random textual properties to predict. For example, one participant explained that once an explanation is given, albeit having a similar substructure of the test method, users still have to manually examine the rest of the program in order to decide if the explanation can really match the prediction of the test method. Therefore, having a model that learns the right features is also necessary.

As standard in user studies, we performed a t-test to evaluate the statistical significance of our results. The p-value of a two-tailed t-test (assuming potentially unequal variance) comparing our technique against the baseline approach is 2×10^{-6} . This means the probability that our technique has no influence on classification accuracy is less than 1 in 100,000, indicating our results are statistically significant.

6 Related Work

In this section, we survey two strands of related work: the explainability of image classification models and code summarization models.

6.1 Explainability of Image Classification Models

Existing works on explaining the image classification models can be classified into two categories: backpropagation-based and perturbation-based methods. The former [7, 16, 20, 24, 28, 29, 32, 40, 41] identifies the saliency of input features by computing the gradients of the objective function. As a notable work, Sundararajan et al. [32] introduce two axioms to guide the design of saliency map techniques. Shrikumar et al. [29] propose an approach to decomposing the output prediction of a neural network on a specific input. Kim et al. [20] present a methodology to measure the influence of user-defined concepts on a classification result.

Perturbation-based visualization methods [18, 22, 43] compute input feature relevance by altering or removing the

input feature and comparing the difference in network output between the original and altered one. Zeiler and Fergus [40] invent a visualization framework for demystifying the function of intermediate feature layers and the operation of convolutional neural networks based on a deconvolutional network [42]. Zintgraf et al. [43] propose to delete parts of an input to reveal their role in the activation of a given (internal or output) node. Bau et al. [9] present an analytic framework to visualize and understand generative adversarial networks. Unlike all aforementioned works, our paper studies models of source code, and we leverage the intrinsic properties of programs to identify the key features that code summarization models use for prediction.

6.2 Code Summarization Models

Allamanis et al. [4] tackles the problem of code summarization with a neural convolutional attentional model. Their model has a rather limited capacity as it only looks at tokens in a program. code2vec [6] is the first to predict method names based on a large, cross-project corpus. The main idea is to decompose an AST into a collection of AST paths for models to learn. code2seq [5] further extends code2vec by adding a decoder to predict method names as sequences of words. Fernandes et al. [17] combine sequence models like recurrent neural networks with graph models like graph neural networks to summarize program or documents. LiGER [37] is the first that combines both static and dynamic program features in the code summarization setting. Their insight is that executions, which offer direct, precise, and canonicalized representations of the program behavior, help models to generalize beyond syntactic features. On the other hand, LiGER uses symbolic features learned from source code to reduce the heavy reliance a dynamic model has on program executions since high-coverage executions are not always readily available. There are also some other tasks that are similar to code summarization includes bug prediction [3, 26, 34, 38], program repair [10, 15], and type inference [2, 39].

7 Conclusion

In this paper, we present the first formal definition of the key features that code summarization models use for prediction. Based on this definition, we have developed a method *Reduce* and *Mutate* for revealing these key features, and a working implementation HouYi which we use to evaluate extreme summarizer, code2vec, code2seq and sequence GNN. We found that all models focus on small, local syntactic or lexical features to predict method names, indicating their limited generalizability towards global, semantic program properties. We also present an example application of the revealed features: providing explanations for predictions of code summarization models. Through a user study, we have shown the usefulness of our technique.

For future work, we plan to pursue the following:

- We plan to study other prominent models of source code built upon different types of neural networks from GNN such as sequence models like Bert.
- We plan to demystify other models designed for different tasks or even problem domains such as natural language processing.
- We plan to improve the existing models to learn global, semantic properties from source code.

References

- [1] [n. d.]. Interquartile range. https://en.wikipedia.org/wiki/Interquartile_range. Accessed: 2020-10-30.
- [2] Miltiadis Allamanis, Earl T. Barr, Soline Ducousso, and Zheng Gao. 2020. Typilus: Neural Type Hints (PLDI 2020). Association for Computing Machinery, New York, NY, USA, 91–105.
- [3] Miltiadis Allamanis, Marc Brockschmidt, and Mahmoud Khademi. 2018. Learning to Represent Programs with Graphs. In *International Conference on Learning Representations*.
- [4] Miltiadis Allamanis, Hao Peng, and Charles Sutton. 2016. A Convolutional Attention Network for Extreme Summarization of Source Code. In *International Conference on Machine Learning (ICML)*.
- [5] Uri Alon, Omer Levy, and Eran Yahav. 2019. code2seq: Generating sequences from structured representations of code. *International Conference on Learning Representations* (2019).
- [6] Uri Alon, Meital Zilberstein, Omer Levy, and Eran Yahav. 2019. Code2Vec: Learning Distributed Representations of Code. *Proc. ACM Program. Lang.* POPL (2019).
- [7] David Baehrens, Timon Schroeter, Stefan Harmeling, Motoaki Kawanabe, Katja Hansen, and Klaus-Robert Müller. 2010. How to Explain Individual Classification Decisions. *J. Mach. Learn. Res.* 11 (Aug. 2010), 1803–1831.
- [8] Dzmitry Bahdanau, Kyunghyun Cho, and Yoshua Bengio. 2015. Neural machine translation by jointly learning to align and translate. *International Conference on Learning Representations* (2015).
- [9] David Bau, Jun-Yan Zhu, Hendrik Strobelt, Bolei Zhou, Joshua B. Tenenbaum, William T. Freeman, and Antonio Torralba. 2019. Visualizing and Understanding Generative Adversarial Networks. *International Conference on Learning Representations* (2019).
- [10] Zimin Chen, Steve James Kommrusch, Michele Tufano, Louis-Noël Pouchet, Denys Poshyvanyk, and Martin Monperrus. 2019. Sequencer: Sequence-to-sequence learning for end-to-end program repair. *IEEE Transactions on Software Engineering* (2019).
- [11] Kyunghyun Cho, Bart van Merriënboer, Caglar Gulcehre, Dzmitry Bahdanau, Fethi Bougares, Holger Schwenk, and Yoshua Bengio. 2014. Learning Phrase Representations using RNN Encoder–Decoder for Statistical Machine Translation. In *Proceedings of the 2014 Conference on Empirical Methods in Natural Language Processing (EMNLP)*.
- [12] Alexis Conneau and Guillaume Lample. 2019. Cross-lingual Language Model Pretraining. In *Advances in Neural Information Processing Systems* 32. 7059–7069.
- [13] Jacob Devlin, Ming-Wei Chang, Kenton Lee, and Kristina Toutanova. 2019. BERT: Pre-training of Deep Bidirectional Transformers for Language Understanding. In *Proceedings of the 2019 Conference of the North American Chapter of the Association for Computational Linguistics: Human Language Technologies, Volume 1 (Long and Short Papers)*.
- [14] Jacob Devlin, Rabih Zbib, Zhongqiang Huang, Thomas Lamar, Richard Schwartz, and John Makhoul. 2014. Fast and robust neural network joint models for statistical machine translation. In *Proceedings of the 52nd Annual Meeting of the Association for Computational Linguistics (Volume 1: Long Papers)*.
- [15] Elizabeth Dinella, Hanjun Dai, Ziyang Li, Mayur Naik, Le Song, and Ke Wang. 2019. Hoppity: Learning Graph Transformations to Detect and Fix Bugs in Programs. In *International Conference on Learning Representations*.
- [16] Dumitru Erhan, Yoshua Bengio, Aaron Courville, and Pascal Vincent. 2009. Visualizing higher-layer features of a deep network. *University of Montreal* 1341, 3 (2009), 1.
- [17] Patrick Fernandes, Miltiadis Allamanis, and Marc Brockschmidt. 2019. Structured Neural Summarization. *International Conference on Learning Representations* (2019).
- [18] Ruth C Fong and Andrea Vedaldi. 2017. Interpretable explanations of black boxes by meaningful perturbation. In *Proceedings of the IEEE International Conference on Computer Vision*. 3429–3437.
- [19] Timor Kadir and Michael Brady. 2001. Saliency, Scale and Image Description. *International Journal of Computer Vision* 45, 2 (01 Nov 2001), 83–105.
- [20] Been Kim, Martin Wattenberg, Justin Gilmer, Carrie Cai, James Wexler, Fernanda Viegas, et al. 2018. Interpretability beyond feature attribution: Quantitative testing with concept activation vectors (tcav). In *International conference on machine learning*. PMLR, 2668–2677.
- [21] Alex Krizhevsky, Ilya Sutskever, and Geoffrey E Hinton. 2012. Imagenet classification with deep convolutional neural networks. In *Advances in neural information processing systems*. 1097–1105.
- [22] Jiwei Li, Will Monroe, and Dan Jurafsky. 2016. Understanding neural networks through representation erasure. *arXiv preprint arXiv:1612.08220* (2016).
- [23] Ghassan Mishserghi and Zhendong Su. 2006. HDD: Hierarchical Delta Debugging. In *Proceedings of the 28th International Conference on Software Engineering (ICSE '06)*. 142–151.
- [24] Grégoire Montavon, Sebastian Lapuschkin, Alexander Binder, Wojciech Samek, and Klaus-Robert Müller. 2017. Explaining nonlinear classification decisions with deep taylor decomposition. *Pattern Recognition* 65 (2017), 211–222.
- [25] Gordon Plotkin and Gilles Kahn. 1987. A structural approach to operational semantics. In *STACS'87: Proc. Fourth Annual Symposium on Aarhus University*, 22–39.
- [26] Michael Pradel and Koushik Sen. 2018. DeepBugs: A Learning Approach to Name-Based Bug Detection. *Proc. ACM Program. Lang.* 2, OOPSLA (Oct. 2018).
- [27] Md Rabin, Rafiqul Islam, Nghi DQ Bui, Yijun Yu, Lingxiao Jiang, and Mohammad Amin Alipour. 2020. On the Generalizability of Neural Program Analyzers with respect to Semantic-Preserving Program Transformations. *arXiv preprint arXiv:2008.01566* (2020).
- [28] Ramprasaath R Selvaraju, Michael Cogswell, Abhishek Das, Ramakrishna Vedantam, Devi Parikh, and Dhruv Batra. 2017. Grad-cam: Visual explanations from deep networks via gradient-based localization. In *Proceedings of the IEEE international conference on computer vision*. 618–626.
- [29] Avanti Shrikumar, Peyton Greenside, and Anshul Kundaje. 2017. Learning important features through propagating activation differences. *arXiv preprint arXiv:1704.02685* (2017).
- [30] David Silver, Aja Huang, Chris J. Maddison, Arthur Guez, Laurent Sifre, George van den Driessche, Julian Schrittwieser, Ioannis Antonoglou, Veda Panneershelvam, Marc Lanctot, Sander Dieleman, Dominik Grewe, John Nham, Nal Kalchbrenner, Ilya Sutskever, Timothy Lillicrap, Madeleine Leach, Koray Kavukcuoglu, Thore Graepel, and Demis Hassabis. 2016. Mastering the game of Go with deep neural networks and tree search. *Nature* (01 Jan 2016).
- [31] David Silver, Julian Schrittwieser, Karen Simonyan, Ioannis Antonoglou, Aja Huang, Arthur Guez, Thomas Hubert, Lucas Baker, Matthew Lai, Adrian Bolton, Yutian Chen, Timothy Lillicrap, Fan Hui, Laurent Sifre, George van den Driessche, Thore Graepel, and Demis Hassabis. 2017. Mastering the game of Go without human knowledge. *Nature* (01 Oct 2017).
- [32] Mukund Sundararajan, Ankur Taly, and Qiqi Yan. 2017. Axiomatic Attribution for Deep Networks. In *Proceedings of the 34th International*

- Conference on Machine Learning - Volume 70 (ICML'17)*. JMLR.org, 3319–3328.
- [33] Hugo Touvron, Andrea Vedaldi, Matthijs Douze, and Hervé Jégou. 2019. Fixing the train-test resolution discrepancy. In *Advances in Neural Information Processing Systems*. 8250–8260.
 - [34] Marko Vasic, Aditya Kanade, Petros Maniatis, David Bieber, and Rishabh Singh. 2019. Neural Program Repair by Jointly Learning to Localize and Repair. In *International Conference on Learning Representations*. <https://openreview.net/forum?id=ByloJ20qtm>
 - [35] Oriol Vinyals, Igor Babuschkin, Wojciech M. Czarnecki, Michaël Mathieu, Andrew Dudzik, Junyoung Chung, David H. Choi, Richard Powell, Timo Ewalds, Petko Georgiev, Junhyuk Oh, Dan Horgan, Manuel Kroiss, Ivo Danihelka, Aja Huang, Laurent Sifre, Trevor Cai, John P. Agapiou, Max Jaderberg, Alexander S. Vezhnevets, Rémi Leblond, Tobias Pohlen, Valentin Dalibard, David Budden, Yury Sulsky, James Molloy, Tom L. Paine, Caglar Gulcehre, Ziyu Wang, Tobias Pfaff, Yuhuai Wu, Roman Ring, Dani Yogatama, Dario Wünsch, Katrina McKinney, Oliver Smith, Tom Schaul, Timothy Lillicrap, Koray Kavukcuoglu, Demis Hassabis, Chris Apps, and David Silver. 2019. Grandmaster level in StarCraft II using multi-agent reinforcement learning. *Nature* (01 Nov 2019).
 - [36] Ke Wang and Mihai Christodorescu. 2019. COSET: A Benchmark for Evaluating Neural Program Embeddings. *arXiv preprint arXiv:1905.11445* (2019).
 - [37] Ke Wang and Zhendong Su. 2020. Blended, Precise Semantic Program Embeddings. In *Proceedings of the 41st ACM SIGPLAN International Conference on Programming Language Design and Implementation (PLDI '20)*.
 - [38] Yu Wang, Fengjuan Gao, Linzhang Wang, and Ke Wang. 2020. Learning Semantic Program Embeddings with GraphInterval Neural Network. *arXiv preprint arXiv:2005.09997* (2020).
 - [39] Jiayi Wei, Maruth Goyal, Greg Durrett, and Isil Dillig. 2019. LambdaNet: Probabilistic Type Inference using Graph Neural Networks. In *International Conference on Learning Representations*.
 - [40] Matthew D. Zeiler and Rob Fergus. 2014. Visualizing and Understanding Convolutional Networks. In *Computer Vision – ECCV 2014*. 818–833.
 - [41] Matthew D Zeiler and Rob Fergus. 2014. Visualizing and understanding convolutional networks. In *European conference on computer vision*. Springer, 818–833.
 - [42] Matthew D Zeiler, Graham W Taylor, and Rob Fergus. 2011. Adaptive deconvolutional networks for mid and high level feature learning. In *2011 International Conference on Computer Vision*. IEEE, 2018–2025.
 - [43] Luisa M Zintgraf, Taco S Cohen, Tameem Adel, and Max Welling. 2017. Visualizing deep neural network decisions: Prediction difference analysis. *arXiv preprint arXiv:1702.04595* (2017).