

Long-time simulations with high fidelity on quantum hardware

Joe Gibbs,¹ Kaitlin Gili,^{1,2} Zoë Holmes,³ Benjamin Commeau,^{3,4} Andrew Arrasmith,¹ Lukasz Cincio,¹ Patrick J. Coles,¹ and Andrew Sornborger³

¹*Theoretical Division, Los Alamos National Laboratory, Los Alamos, NM, USA.*

²*Department of Physics, University of Oxford, Clarendon Laboratory, Oxford, U.K.*

³*Information Sciences, Los Alamos National Laboratory, Los Alamos, NM, USA.*

⁴*Department of Physics, University of Connecticut, Storrs, Connecticut, CT, USA.*

(Dated: February 9, 2021)

Moderate-size quantum computers are now publicly accessible over the cloud, opening the exciting possibility of performing dynamical simulations of quantum systems. However, while rapidly improving, these devices have short coherence times, limiting the depth of algorithms that may be successfully implemented. Here we demonstrate that, despite these limitations, it is possible to implement long-time, high fidelity simulations on current hardware. Specifically, we simulate an XY-model spin chain on the Rigetti and IBM quantum computers, maintaining a fidelity of at least 0.9 for over 600 time steps. This is a factor of 150 longer than is possible using the iterated Trotter method. Our simulations are performed using a new algorithm that we call the fixed state Variational Fast Forwarding (fsVFF) algorithm. This algorithm decreases the circuit depth and width required for a quantum simulation by finding an approximate diagonalization of a short time evolution unitary. Crucially, fsVFF only requires finding a diagonalization on the subspace spanned by the initial state, rather than on the total Hilbert space as with previous methods, substantially reducing the required resources.

I. INTRODUCTION

The simulation of physical systems is both valuable for basic science and has technological applications across a diverse range of industries from materials design to pharmaceutical development. Relative to classical computers, quantum computers have the potential to provide an exponentially more efficient means of simulating quantum mechanical systems. Quantum hardware has progressed substantially in recent years [1, 2]. However, despite continual progress, we remain in the ‘noisy intermediate-scale quantum’ (NISQ) era in which the available hardware is limited to relatively small numbers of qubits and prone to errors. Simulation algorithms designed for fault-tolerant quantum computers, such as Trotterization methods [3, 4], qubitization methods [5], and Taylor series methods [6], require deeper circuits than viable given the short coherence times of current hardware. Thus alternative approaches are needed to successfully implement useful simulations on NISQ hardware.

Variational quantum algorithms [7–22], where a classical computer optimizes a cost function measured on a quantum computer, show promise for NISQ quantum simulations. An early approach introduced an iterative method, where the state is variationally learned on a step-by-step basis using action principles [18, 19, 23]. Subsequently, a generalization of the variational quantum eigensolver [10] was developed for simulations in low lying energy subspaces [20]. Very recently, quantum-assisted methods have been proposed that perform all necessary quantum measurements at the start of the algorithm instead of employing a classical-quantum feedback loop [24–26].

In this work, we improve upon a recently proposed variational quantum algorithm known as Variational Fast

Forwarding (VFF) [21]. VFF allows long time simulations to be performed using a fixed depth circuit, thus enabling a quantum simulation to be ‘fast forwarded’ beyond the coherence time of noisy hardware. The VFF algorithm requires finding a full diagonalization of the short time evolution operator U of the system of interest. Once found, the diagonalization enables any initial state of that system to be fast forwarded. However, for practical purposes, one is often interested in studying the evolution of a particular fixed initial state of interest. In that case a full diagonalization of U is overkill. Instead, it suffices to find a diagonal compilation of U that captures its action on the given initial state. Here, we show that focusing on this commonly encountered but less exacting task can substantially reduce the resources required for the simulation.

Specifically, we introduce the fixed state VFF algorithm (fsVFF) for fast forwarding a fixed initial state beyond the coherence time of a quantum computer. This approach is tailored to making dynamical simulation more suitable for NISQ hardware in two key ways. First, the cost function requires half as many qubits as VFF. This not only allows larger scale simulations to be performed on current resource-limited hardware, but also has the potential to enable higher fidelity simulations since larger devices tend to be noisier. Second, fsVFF can utilize simpler ansätze than VFF both in terms of the depth of the ansatz and the number of parameters that need to be learnt. Thus, fsVFF can reduce the width, depth, and total number of circuits required to fast forward quantum simulations, hence increasing the viability of performing simulations on near-term hardware.

We demonstrate these advantages by implementing long-time high fidelity quantum simulations of the 2-qubit XY spin chain on Rigetti’s and IBM’s quantum

computers. Specifically, while the iterated Trotter approach has a fidelity of less than 0.9 after 4 time steps and has completely thermalized by 25 time steps, with fsVFF we achieve a simulation fidelity greater than 0.9 for over 600 time steps.

In our analytical results, we prove the faithfulness of the fsVFF cost function by utilizing the newly developed No-Free-Lunch theorems for quantum machine learning [27, 28]. We also provide a proof of the noise resilience of the fsVFF cost function, specifically the optimal parameter resilience [29]. Finally, we perform an analysis of simulation errors under fast-forwarding.

The diagonalizations obtained using fsVFF may further be useful for determining the eigenstates and eigenvalues of the Hamiltonian on the subspace spanned by the initial state. This can be done using a time series analysis, by using fsVFF to reduce the depth of the quantum phase estimation (QPE) algorithm, or using a simple sampling method. We demonstrate on IBM’s quantum computer that, while standard QPE fails on real hardware, fsVFF can be used to obtain accurate estimates of the spectrum.

II. BACKGROUND

Before presenting our fsVFF algorithm, let us first review the original VFF algorithm from Ref. [21]. Consider a Hamiltonian H on a $d = 2^n$ dimensional Hilbert space (i.e., on n qubits) evolved for a short time Δt with the simulation unitary $e^{-iH\Delta t}$, and let T (larger than Δt) denote the desired simulation time. Then the VFF algorithm consists of the following steps:

1. Approximate $e^{-iH\Delta t}$ with a single-timestep Trotterized unitary denoted $U = U(\Delta t)$.
2. Variationally search for an approximate diagonalization of U by compiling it to a unitary with a structure of the form

$$V(\boldsymbol{\alpha}, \Delta t) := W(\boldsymbol{\theta})D(\boldsymbol{\gamma}, \Delta t)W(\boldsymbol{\theta})^\dagger, \quad (1)$$

where $\boldsymbol{\alpha} = (\boldsymbol{\theta}, \boldsymbol{\gamma})$ is a vector of parameters. Here, $D(\boldsymbol{\gamma}, \Delta t)$ is a parameterized unitary that will (after training) encode the eigenvalues of $U(\Delta t)$, while $W(\boldsymbol{\theta})$ is a parameterized unitary matrix that will consist of the corresponding eigenvectors [21]. The compilation is performed using the local Hilbert-Schmidt test [13] to find the parameters $\boldsymbol{\theta}_{\text{opt}}$ and $\boldsymbol{\gamma}_{\text{opt}}$ that minimize the local Hilbert-Schmidt cost.

3. Use the compiled form to simulate for time $T = N\Delta t$ using the circuit

$$W(\boldsymbol{\theta}_{\text{opt}})D(\boldsymbol{\gamma}_{\text{opt}}, N\Delta t)W(\boldsymbol{\theta}_{\text{opt}})^\dagger. \quad (2)$$

VFF has proven effective for providing a fixed quantum circuit structure with which to fast-forward beyond the

coherence time of current noisy quantum devices. However, the algorithm requires a full diagonalization of U over the entire Hilbert space. The local Hilbert-Schmidt test used to find this diagonalization requires $2n$ qubits. Additionally, the ansatz must be sufficiently expressible to diagonalize the full unitary U to a high degree of approximation [30–32]. This typically requires a large number of parameters and a reasonably deep circuit. These overheads limit VFF’s utility on current hardware.

In what follows, we introduce a more NISQ-friendly refinement to VFF that reduces these overheads when one is interested in fast-forwarding a *fixed* initial state $|\psi_0\rangle$, rather than any possible initial state. The fixed state VFF algorithm (fsVFF) is summarised in Fig. 1.

We note that VFF, like the standard iterated Trotter approach to quantum simulation, necessarily incurs a Trotter error by approximating $e^{-iH\Delta t}$ with $U = U(\Delta t)$. This Trotter error may be removed using the Variational Hamiltonian Diagonalization algorithm (VHD), which directly diagonalizes the Hamiltonian H [22]. However, VHD is yet more resource intensive than VFF on current hardware, so we focus here on refining VFF.

III. FIXED STATE VARIATIONAL FAST FORWARDING ALGORITHM

A. Cost function

In fsVFF, instead of searching for a full diagonalization of U over the entire Hilbert space, we search for a diagonal compilation of U that captures the action of U on the initial state $|\psi_0\rangle$ and its future evolution, $e^{-iHt}|\psi_0\rangle$. Here, we introduce a cost function tailored to this task.

To make precise what is required of the cost for fsVFF, let us first note that as the state $|\psi_0\rangle$ evolves, it remains within its initial energy subspace. This can be seen by expanding the initial state in terms of the energy eigenbasis $\{|E_k\rangle\}_{k=1}^{2^n}$ (the eigenbasis of H) as

$$|\psi_0\rangle = \sum_{k=1}^{n_{\text{eig}}} a_k |E_k\rangle, \quad (3)$$

where $a_k = \langle E_k | \psi_0 \rangle$, and noting that

$$e^{-iHt}|\psi_0\rangle = \sum_{k=1}^{n_{\text{eig}}} a_k e^{-iE_k t} |E_k\rangle. \quad (4)$$

Thus it follows that if $|\psi_0\rangle$ spans n_{eig} energy eigenstates of H , so does $e^{-iHt}|\psi_0\rangle$ for all future times. Therefore to find a compilation of U that captures its action on $e^{-iHt}|\psi_0\rangle$ (for all times t) it suffices to find a compilation of U on the n_{eig} dimensional subspace spanned by $\{|E_k\rangle\}_{k=1}^{n_{\text{eig}}}$. We stress that the eigenstates $\{|E_k\rangle\}_{k=1}^{2^n}$ need not be ordered, and therefore the subspace spanned by the subset $\{|E_k\rangle\}_{k=1}^{n_{\text{eig}}}$ is not necessarily low lying in energy.

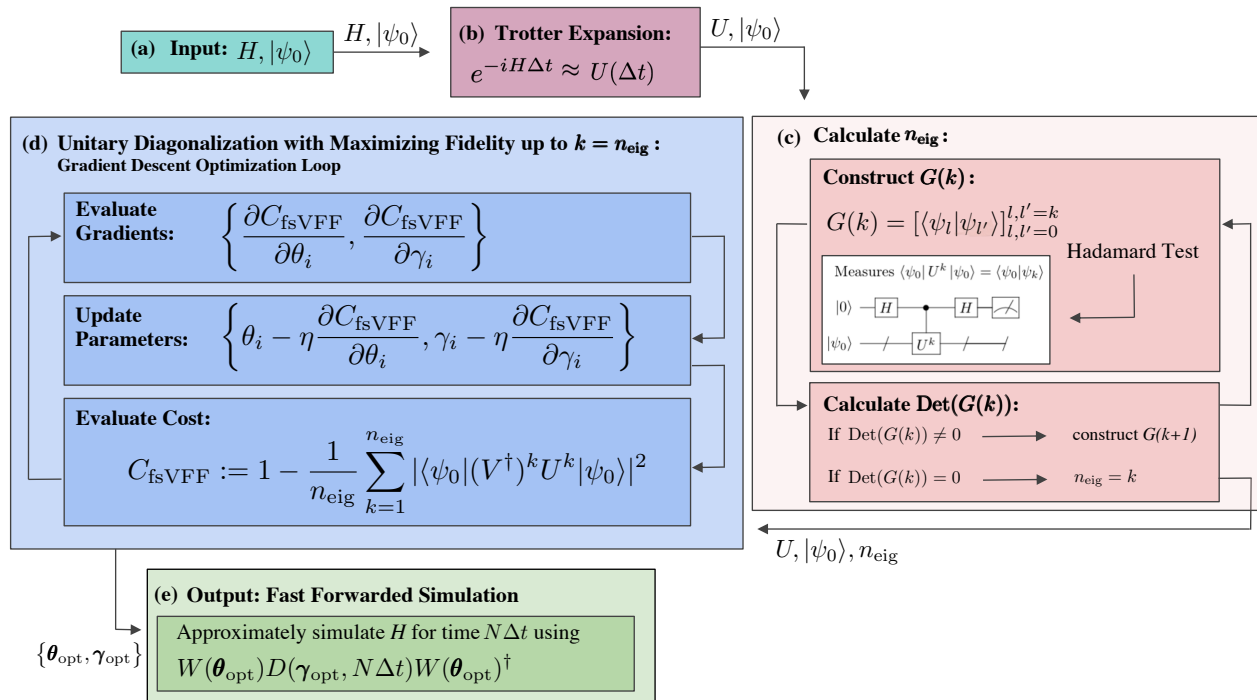


FIG. 1. **The fsVFF Algorithm.** (a) An input Hamiltonian and an initial input state are necessary (b) to create a single time-step Trotterized unitary, $U(\Delta t)$ and (c) to calculate the number of eigenstates spanned by the initial state. The value of n_{eig} is calculated by constructing a matrix of state overlaps $U^k |\psi_0\rangle$ and increasing the matrix dimension until the determinant is zero. (d) The unitary is then variationally diagonalized into the form, $V(\alpha, \Delta t) = W(\theta)D(\gamma, \Delta t)W^\dagger(\theta)$. The cost function C_{fsVFF} is minimized with a classical optimizer (e.g., gradient descent), where the parameters θ and γ are updated. (e) The optimal parameters θ_{opt} and γ_{opt} are then used to implement a fast-forwarded simulation with the diagonalized unitary form.

A No-Free-Lunch Theorem for quantum machine learning introduced in Ref. [27] proves that to perfectly learn the action of a unitary on a d -dimensional space requires d training pairs. In the context of fsVFF, we are interested in learning the action of a unitary on an n_{eig} -dimensional subspace. Since the unitary is block diagonal, one can directly apply this NFL theorem to the subspace of interest. Therefore n_{eig} training pairs are required to learn the unitary's action on this subspace. (Note, we assume here that the training states are not entangled with an additional register. It was shown in Ref. [28] that using entangled training data can reduce the required number of training states. In fact, this more powerful method is used by the VFF algorithm. However, producing such entangled training data requires additional qubits and two-qubit gates and therefore is less NISQ-friendly.)

The No-Free-Lunch theorem therefore implies that n_{eig} states are required to learn U on $|\psi_0\rangle$ (assuming leakage due to Trotter error is negligible). In general these states may be freely chosen from the subspace spanned by $|\psi_0\rangle$. Here a convenient choice in training states would be $|\psi_0\rangle$ and its Trotter evolutions, that is the set $\{U^k |\psi_0\rangle\}_{k=1}^{n_{\text{eig}}}$. Motivated by these observations, we define our cost func-

tion for fsVFF as

$$C_{\text{fsVFF}} := 1 - \frac{1}{n_{\text{eig}}} \sum_{k=1}^{n_{\text{eig}}} |\langle \psi_0 | (V^\dagger)^k U^k | \psi_0 \rangle|^2, \quad (5)$$

where similarly to VFF we use a diagonal ansatz $V(\alpha, \Delta t) := W(\theta)D(\gamma, \Delta t)W^\dagger(\theta)$. This cost quantifies the overlap between the initial state evolved under U for k time steps, $U^k |\psi_0\rangle$, and the initial state evolved under the trained unitary for k time steps, $WD^k W^\dagger |\psi_0\rangle$, averaged over n_{eig} time steps. Assuming we have access to the unitary that prepares the state $|\psi_0\rangle$, the state overlaps can be measured using n qubits, via a circuit that performs a Loschmidt echo [29]. Therefore C_{fsVFF} can be evaluated using only n qubits. This is half as many as standard VFF, opening up the possibility of performing larger simulations on current hardware.

It is important to note that while the exact time-evolved state $\exp(-iHt) |\psi_0\rangle$ is perfectly confined to the initial subspace, the approximate evolution induced by $U(\Delta t)$ allows for leakage from the initial subspace [33]. Thus the subspace spanned by $\{U^k |\psi_0\rangle\}_{k=1}^{n_{\text{eig}}}$ in general does not perfectly overlap with $\{|E_k\rangle\}_{k=1}^{n_{\text{eig}}}$. However, by reducing Δt and considering higher order Trotter approximations, this leakage can be made arbitrarily small. In Appendix A, we prove that in the limit that leakage from

the initial subspace is negligible, C_{fsVFF} is faithful. That is, we show that the cost vanishes, $C_{\text{fsVFF}} = 0$, if and only if the fidelity of the fast-forwarded simulation is perfect,

$$F_\tau = |\langle \psi_0 | W^\dagger D^\tau W U^\tau | \psi_0 \rangle|^2 = 1, \quad (6)$$

for all times τ . Note, that the reverse direction is trivial. If $F_\tau = 1$ for all τ , then $C_{\text{fsVFF}} = 0$.

Similar to the VFF cost, the fsVFF cost is noise resilient in the sense that incoherent noise should not affect the global optimum of the function. This is proven for a broad class of incoherent noise models using the results of Ref. [29] in Appendix B.

Nonetheless, it is only possible to measure C_{fsVFF} if the unitary $U^{n_{\text{eig}}}$ can be implemented comfortably within the coherence time of the QC. Additionally, the number of circuits required to evaluate C_{fsVFF} in general scales with n_{eig} . Given these two restrictions, fsVFF is limited to simulating quantum states spanning a non-exponential number of eigenstates. Consequently, we advocate using fsVFF to simulate states with $n_{\text{eig}} = \text{poly}(n)$. Crucially these states need *not* be low lying and therefore our approach is more widely applicable than the Subspace Variational Quantum Simulator (SVQS) algorithm [20], which simulates fixed low energy input states.

While C_{fsVFF} was motivated as a natural choice of cost function to learn the evolution induced by a target unitary on a fixed initial state, it is a global cost [34] and hence it encounters what is known as a *barren plateau* for large simulation sizes [32, 34–44]. In Appendix C we suggest an alternative local version of the cost to mitigate such trainability issues.

B. Calculating n_{eig}

To evaluate C_{fsVFF} , it is first necessary to determine n_{eig} , the number of energy eigenstates of the system Hamiltonian H spanned by $|\psi_0\rangle$. In this section, we present an algorithm to calculate n_{eig} .

Our proposed algorithm utilizes the fact that the number of energy eigenstates spanned by $|\psi_0\rangle$ is equivalent to the number of linearly independent states in the set \mathcal{V}_∞ where $\mathcal{V}_k := \{|\psi_l\rangle\}_{l=0}^k$ with $|\psi_l\rangle := U(\Delta t)^l |\psi_0\rangle$. The subspace $\mathcal{K}_k(U, \psi_0)$ spanned by \mathcal{V}_k is known as the Krylov subspace associated with the operator U and vector $|\psi_0\rangle$ [45]. Therefore n_{eig} is equivalently the dimension of the Krylov subspace $\mathcal{K}_\infty(U, \psi_0)$.

To determine the dimension of $\mathcal{K}_\infty(U, \psi_0)$ we can utilize the fact that the determinant of the Gramian matrix of a set of vectors (i.e., the matrix of their overlaps) is zero if and only if the vectors are linearly dependent. The Gramian corresponding to \mathcal{V}_k is given by

$$G(k) = \begin{pmatrix} \langle \psi_0 | \psi_0 \rangle & \langle \psi_0 | \psi_1 \rangle & \cdots & \langle \psi_0 | \psi_k \rangle \\ \langle \psi_1 | \psi_0 \rangle & \langle \psi_1 | \psi_1 \rangle & \cdots & \langle \psi_1 | \psi_k \rangle \\ \vdots & \vdots & \ddots & \vdots \\ \langle \psi_k | \psi_0 \rangle & \langle \psi_k | \psi_1 \rangle & \cdots & \langle \psi_k | \psi_k \rangle \end{pmatrix}. \quad (7)$$

If $\text{Det}(G(k)) \neq 0$, then the vectors in \mathcal{V}_k are linearly independent and therefore span *at least* a $k+1$ dimensional subspace. Conversely, if $\text{Det}(G(k)) = 0$, the set \mathcal{V}_k contains linear dependencies and the subspace they span is less than $k+1$ dimensional. Therefore, if we can find k_{min} , the smallest k such that $\text{Det}(G(k)) = 0$, then (noting that $G(k)$ is a $k+1$ dimensional matrix) we know that k_{min} is the largest number of linearly independent vectors spanned by \mathcal{V}_∞ . That is, k_{min} is the dimension of $\mathcal{K}_\infty(U, \psi_0)$ and so we have that $n_{\text{eig}} = k_{\text{min}}$.

The overlaps $\langle \psi_l | \psi_{l'} \rangle$ for any l and l' can be measured using the Hadamard Test, shown in Fig. 1, and thus the Hadamard test can be used to determine $G(k)$ on quantum hardware. Since the Gramian here contains two symmetries, hermiticity and the invariance $\langle \psi_l | \psi_{l'} \rangle = \langle \psi_0 | U^{-l} U^{l'} | \psi_0 \rangle = \langle \psi_0 | U^{l'-l} | \psi_0 \rangle = \langle \psi_0 | \psi_{l'-l} \rangle$, we only have to calculate the first row of the matrix $G(k)$ on the quantum computer.

In summary, our proposed algorithm to determine n_{eig} consists of the following loop. Starting with $k = 1$,

1. Construct $G(k)$ using the Hadamard test.

2. Calculate (classically) $\text{Det}(G(k))$.

If $\text{Det}(G(k)) = 0$, terminate the loop and conclude that $n_{\text{eig}} = k$.

If $\text{Det}(G(k)) \neq 0$, increase $k \rightarrow k+1$ and return to step 1.

This is shown schematically in Fig. 1.

We remark that in the presence of degeneracies in the spectrum of H , the eigenvectors corresponding to degenerate eigenvalues are not unique. Therefore, in this case, the number of states spanned by $|\psi_0\rangle$ depends on how the eigenvectors corresponding to degenerate eigenvalues are chosen. However, as detailed in Appendix A, to learn the action of U on $|\psi_0\rangle$, what matters is the number of eigenstates spanned by $|\psi_0\rangle$ corresponding to *unique* eigenvalues. This is equivalent to the dimension of the Krylov subspace $\mathcal{K}_\infty(U, \psi_0)$. Consequently, the algorithm detailed above can also be used in this case.

C. Ansatz

The fsVFF algorithm, similarly to VFF, employs an ansatz of the form

$$V(\alpha, \Delta t) = W(\boldsymbol{\theta}) D(\boldsymbol{\gamma}, \Delta t) W^\dagger(\boldsymbol{\theta}), \quad (8)$$

to diagonalize the initial Trotter unitary $U(\Delta t)$. Here $W(\boldsymbol{\theta})$ is a quantum circuit that approximately rotates the standard basis into the eigenbasis of H , and $D(\boldsymbol{\gamma})$ is a diagonal unitary that captures the (exponentiated) eigenvalues of H . A generic diagonal operator D can be written in the form

$$D(\boldsymbol{\gamma}, \Delta t) = \prod_q e^{\gamma_q Z^q \Delta t}, \quad (9)$$

where $\gamma_q \in \mathbb{R}$ and we use the notation

$$Z^q = Z_1^{q_1} \otimes \cdots \otimes Z_n^{q_n}, \quad (10)$$

with Z_j the Pauli Z operator acting on qubit j . While Eq. (9) provides a general expression for a diagonal unitary, for practical ansätze it may be desirable to assume that the Z^q operators are local operators and the product contains a polynomial number of terms, i.e., is in $\mathcal{O}(\text{poly}(n))$. There is more flexibility in the construction of the ansätze for W since these are generic unitary operations. A natural choice might be to use a hardware-efficient ansatz [46].

One of the main advantages of fsVFF is that diagonalization is only necessary over the subspace spanned by the initial state, rather than the entire Hilbert space which will be significantly larger. To outperform standard VFF, it is in our interest to take advantage of this small subspace to find compact ansätze.

The two main impeding factors we wish to minimize to aid diagonalization are error rates and optimization time. Therefore, when searching for ansätze, our priorities are to minimize the number of CNOT gates required (the noisiest component in the ansätze) and the number of rotation parameters. There is, however, a trade off between expressibility of the ansatz and its trainability. There needs to be enough freedom in the unitary to map the required eigenvectors to the computational basis but generically highly expressive ansätze exhibit barren plateaus [32].

For systems with symmetries and/or systems that are nearby perturbations of known diagonalizable systems, it may be possible to find a fully expressive, compact ansatz by inspection. This is the case for a simple 2-qubit XY Hamiltonian, as discussed in Section IV.

More generally, it can be challenging to analytically find compact but sufficiently expressible ansätze. Nonetheless, it is possible to variationally update the ansatz structure and thereby systematically discover simple structures. One straightforward approach is to use a layered ansatz where each layer initializes to the identity gate [47, 48]. The ansatz can be optimized until it plateaus, redundant single qubit gates removed, then another layer can be appended and the process repeats. Alternatively, more sophisticated discrete optimization techniques may be used to variationally search the space of ansätze.

D. Summary of algorithm

The fixed state Variational Fast Forwarding algorithm (fsVFF) is summarized in Fig. 1. We start with an initial state $|\psi_0\rangle$ that we wish to evolve under the Hamiltonian H .

1. The first step is to approximate the short time evolution using a single step Trotter approximation U .

2. This Trotter approximation can be used to find an approximation for n_{eig} , the dimension of the energy eigenspace spanned by $|\psi_0\rangle$, using the method outlined in Section III B.

3. Equipped with a value for n_{eig} , we then variationally search for a diagonalization of U over the energy subspace spanned by $|\psi_0\rangle$ using C_{fsVFF} , Eq. (5). At each iteration step the gradient of the cost with respect to a parameter θ_i is measured on the quantum computer for a fixed set of parameters using the analytic expressions for $\partial_{\theta_i} C_{\text{fsVFF}}$ provided in Appendix D. These gradients are used to update the parameters using a classical optimizer, such as those in Refs. [49–51]. The output of the optimization loop is the set of parameters that minimize C_{fsVFF} ,

$$\{\boldsymbol{\theta}_{\text{opt}}, \boldsymbol{\gamma}_{\text{opt}}\} = \arg \min_{\boldsymbol{\theta}, \boldsymbol{\gamma}} C_{\text{fsVFF}}(\boldsymbol{\theta}, \boldsymbol{\gamma}). \quad (11)$$

4. Finally, the state $|\psi_0\rangle$ can be simulated for time $T = N\Delta t$ using the circuit

$$W(\boldsymbol{\theta}_{\text{opt}})D(\boldsymbol{\gamma}_{\text{opt}}, N\Delta t)W(\boldsymbol{\theta}_{\text{opt}})^\dagger. \quad (12)$$

That is, by simply multiplying the parameters $\boldsymbol{\gamma}_{\text{opt}}$ in the diagonalized unitary by a constant number of iterations N .

In Appendix E, we show that the total simulation fidelity, in the limit that leakage is small, is expected to scale sub-quadratically with the number of fast-forwarding time steps N . Thus if the minimal cost from the optimization loop is sufficiently small, we expect the fsVFF algorithm to allow for long, high fidelity simulations.

IV. HARDWARE IMPLEMENTATION

In this section we demonstrate that fsVFF can be used to implement long time simulations on quantum hardware. Specifically, we simulate the XY spin chain, which has the Hamiltonian

$$H_{\text{XY}} := \sum_{j=1}^{n-1} X_j X_{j+1} + Y_j Y_{j+1}, \quad (13)$$

where X_j and Y_j are Pauli operators on the j th qubit. In what follows, we first present results showing that we can determine n_{eig} for an initial state $|\psi_0\rangle$ using the method described in Section III B. We then demonstrate that the fsVFF cost can be trained to find an approximate diagonalization of H_{XY} on the subspace spanned by $|\psi_0\rangle$. We finally use this diagonalization to perform a long time fast forwarded simulation. In all cases we focus on a two qubit chain, i.e. $n = 2$, and we approximate its evolution operator using a first-order Trotter approximation.

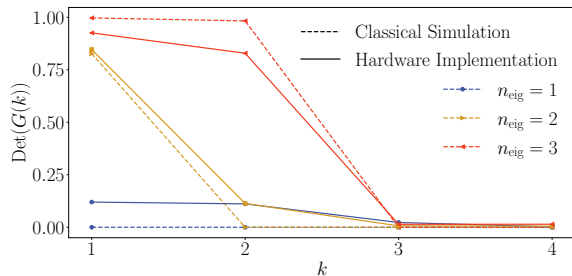


FIG. 2. **Gramian Determinant Calculation.** Here we plot the determinant of the Gramian matrix, $\text{Det}(G)$, for G measured on the Honeywell quantum computer (solid) and simulated classically (dashed) for a 2-qubit XY spin chain. Specifically we looked at states spanning $k = 1$ (blue), $k = 2$ (yellow) and $k = 3$ (red) eigenstates. For both sets of data $\text{Det}(G(n_{\text{eig}})) \approx 0$, demonstrating the effectiveness of the method for determining n_{eig} that we introduce in Section III B. For the Honeywell implementation we used 1000 measurement samples per circuit.

A. Determining n_{eig}

The 2-qubit XY Hamiltonian has the eigenvectors $\{|00\rangle, \frac{1}{\sqrt{2}}(|10\rangle + |01\rangle), \frac{1}{\sqrt{2}}(|10\rangle - |01\rangle), |11\rangle\}$, corresponding to the eigenvalues $\{0, 1, -1, 0\}$. As proof of principle, we tested the algorithm for determining n_{eig} on the states $|00\rangle$ (corresponding to $n_{\text{eig}} = 1$), $|10\rangle$ ($n_{\text{eig}} = 2$) and $\frac{1}{\sqrt{2}}(|00\rangle + |10\rangle)$ ($n_{\text{eig}} = 3$). As described in Section III B, the n_{eig} of these states can be found by calculating $\text{Det}(G(k))$ for increasing values of k since, as k is increased, the determinant first equals 0 when $k = n_{\text{eig}}$.

To verify this for the states considered here, we first determine G using a classical simulator. As seen in Figure 2, in this case $\text{Det}(G(k))$ exactly equals 0 when $k = n_{\text{eig}}$. We then measured G on Honeywell’s quantum computer. Although on the real quantum device gate noise and sampling errors are introduced, the results reproduce the classical results reasonably well. Namely, at the correct value of k , $\text{Det}(G(k))$ drastically reduces and approximately equals 0. Thus, we have shown that it is possible to determine n_{eig} for an initial state by measuring G on quantum hardware.

B. Training

We tested the training step of the algorithm on IBM and Rigetti’s quantum computers, specifically `ibmq_toronto` and Aspen-8. For the purpose of implementing a complete simulation, we chose to focus on simulating the evolution of the state $|\psi_0\rangle = |10\rangle$. As discussed in the previous section, this state spans $n_{\text{eig}} = 2$ eigenstates.

To diagonalize H_{XY} on the 2-dimensional subspace spanned by $|10\rangle$, we used a hybrid quantum-classical op-

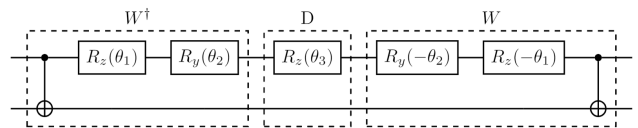


FIG. 3. **Ansatz for Hardware Implementation.** The ansatz used to diagonalize the 2-qubit XY Hamiltonian in the subspace of initial state $|10\rangle$ for the implementation on Rigetti and IBM’s quantum computers. Here $R_j(\theta) = \exp(-i\theta\sigma_j/2)$ for $j = x, y, z$.

timization loop to minimize C_{fsVFF} . For a state with $n_{\text{eig}} = 2$ the cost C_{fsVFF} , Eq. (5), uses two training states $\{U(\Delta t)^k|\psi_0\rangle\}_{k=1,2}$ where $U(t)$ is the first-order Trotter approximation of H_{XY} . On the IBM quantum computer we evaluated the full cost function for each gradient descent iteration. However, the time available on the Aspen-8 device was limited, so to speed up the rate of optimization we evaluated the overlap on just one of the two training states per iteration, alternating between iterations (instead of evaluating the overlaps on both training states every iteration). To allow the movement through parameter space to use information averaged over the two timesteps, whilst only using a single training state per cost function evaluation, momentum was added to the gradient updates [52].

To take advantage of the fact that more compact ansätze are viable for fsVFF, we variationally searched for a short depth ansatz, tailored to the target problem. Specifically, we started training with a general 2-qubit unitary and then during training the structure was minimised by pruning unnecessary gates. In Figure 3, we show the circuit for the optimal ansatz obtained using the method. The ansatz requires one CNOT gate and two single qubit gates for W and only one R_z rotation for D . This is a substantial compression on the most general two qubit ansatz for W which requires 3 CNOTs and 15 single qubit rotations and the most general 2 qubit ansatz for D which requires 2 R_z rotations and one 2-qubit ZZ rotation (though in the case of the XY Hamiltonian this may be simplified to only 2 R_z rotations [53]).

Figure 4(a) shows the fsVFF cost function versus the number of iterations for the implementations on `ibmq_toronto` (yellow) and Aspen-8 (red). The dashed line indicates the noisy cost value obtained from the quantum computer. To evaluate the quality of the optimization, we additionally classically compute the true cost (indicated by the solid lines) using the parameters found on `ibmq_toronto` and Aspen-8. While the noisy cost saturates at around 10^{-1} , we obtained a minimum noise-free cost of the order 10^{-3} . The two orders of magnitude difference between the noisy and the noise-free cost is experimental evidence that the cost function is noise resilient on extant quantum hardware.

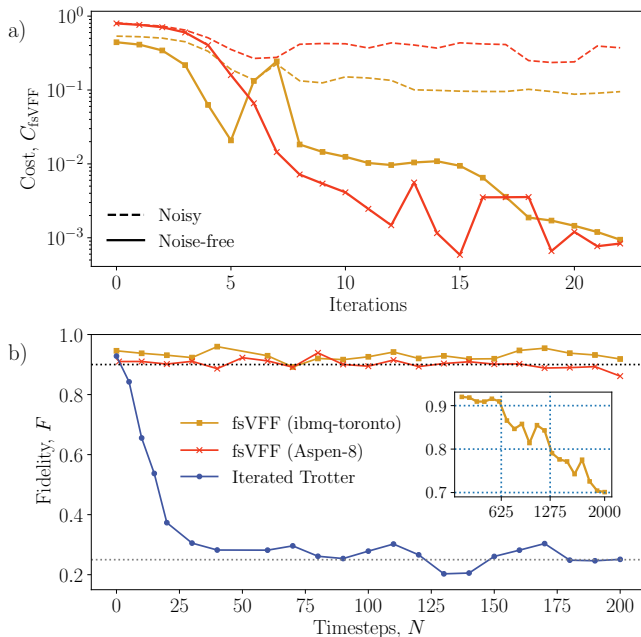


FIG. 4. **Hardware Implementation.** a) The 2-qubit parameterised quantum circuit shown in Figure 3 was trained to diagonalize $U(\Delta t)$, a first order Trotter expansion of the 2-qubit XY Hamiltonian with $\Delta t = 0.5$, in the subspace spanned by $|10\rangle$. The dashed line plots the noisy cost as measured on `ibmq_toronto` (yellow) and `Aspen-8` (red) using 30,000 samples per circuit. The solid line indicates the equivalent noise-free cost that was calculated on a classical simulator. b) The initial state $|\psi_0\rangle = |10\rangle$ is evolved forwards in time on the `ibmq_rome` quantum computer using the iterated Trotter method (blue) and using fsVFF with the optimum parameters found on `ibmq_toronto` (yellow) and `Aspen-8` (red). The quality of the simulation is evaluated by plotting the fidelity $F = \langle \psi | \rho | \psi \rangle$ between the evolved state and exact evolution. The grey dotted line at $F = 0.25$ represents the overlap with the maximally mixed state. The black dotted line denotes a threshold fidelity at $F = 0.9$. The inset shows the fast-forwarding of the ansatz trained on `ibmq_toronto` on a longer timescale, where the fidelity dropped below 0.9 (0.8) at 625 (1275) timesteps. All data was taken using 1000 samples per circuit.

C. Fast forwarding

Finally we took the two sets of parameters found from training on `ibmq_toronto` and `Aspen-8`, and used them to implement a fast-forwarded simulation of the state $|10\rangle$ on `ibmq_rome`. To evaluate the quality of the fast forwarding we calculated the fidelity, $F(N) = \langle \psi(N) | \rho(N) | \psi(N) \rangle$, between the density matrix of the simulated state, $\rho(N)$, after N timesteps, and the exact time evolved state, $|\psi(N)\rangle$, at time $T = N\Delta t$. We used Quantum State Tomography to reconstruct the output density matrix, and then calculated the overlap with the exact state classically.

As shown by the plots of $F(N)$ in Figure 4(b), fsVFF

significantly outperforms the iterated Trotter method. Let us refer to the time before the simulation falls below an error threshold δ as the high fidelity time. Then the ratio of the high fidelity time for fsVFF (T_δ^{FF}) and for standard Trotterization (T_δ^{Trot}) is a convenient measure of simulation performance,

$$R_\delta^{\text{FF}} = T_\delta^{\text{FF}} / T_\delta^{\text{Trot}}. \quad (14)$$

A simulation can be said to have been successfully *fast-forwarded* if $R_\delta^{\text{FF}} > 1$. The iterated Trotter method dropped below a simulation infidelity threshold of $\delta = 1 - F = 0.1$ (0.2) after 4 (8) timesteps. In comparison, fsVFF maintained a high fidelity for 625 (1275) timesteps. Thus we achieved a simulation fast-forwarding ratio of $R_{0.1}^{\text{FF}} = 156$ ($R_{0.2}^{\text{FF}} = 159$).

V. ENERGY ESTIMATION

The diagonalization obtained from the optimization stage of fsVFF, $W(\theta_{\text{opt}})D(\gamma_{\text{opt}}, \Delta t)W(\theta_{\text{opt}})^\dagger$, implicitly contains approximations of the eigenvalues and eigenvectors of the Hamiltonian of the system of interest. In this section we discuss methods for extracting the energy eigenstates and eigenvalues from a successful diagonalization and implement them on quantum hardware.

The energy eigenvectors spanned by the initial state $|\psi_0\rangle$ can be determined by the following simple sampling method. The first step is to apply W^\dagger to the initial state $|\psi_0\rangle$. In the limit of perfect learning and vanishing Trotter error, this gives

$$W(\theta_{\text{opt}})^\dagger |\psi_0\rangle = \sum_{k=1}^{n_{\text{eig}}} a_k |v_k\rangle \quad (15)$$

where $a_k = \langle E_k | \psi_0 \rangle$ and $\{|v_k\rangle\}_{k=1}^{n_{\text{eig}}}$ is a set of computational basis states. The energy eigenstates spanned by $|\psi_0\rangle$ are then found by applying $W(\theta_{\text{opt}})$ to any of the states obtained from measuring $W(\theta_{\text{opt}})^\dagger |\psi_0\rangle$ in the computational basis, that is $\{|E_k\rangle\}_{k=1}^{n_{\text{eig}}} = \{W(\theta_{\text{opt}})|v_k\rangle\}_{k=1}^{n_{\text{eig}}}$.

Extracting the energy eigenvalues from D is more subtle. Firstly, as WDW^\dagger and U , even in the limit of perfectly minimizing the cost C_{fsVFF} , may disagree by a global phase ϕ , at best we can hope to learn the difference between, rather than absolute values, of the energy eigenvalues of H . For simple cases, where the diagonal ansatz D is composed of a polynomial number of terms, these energy value differences may be extracted directly by rewriting D in the computational basis. For example, in our hardware implementation $D(\gamma) = \exp\left(-i\frac{\gamma\Delta t Z_1}{2}\right) \otimes \mathbb{1}$ and therefore the difference in energy between the two eigenvalues spanned by $|\psi_0\rangle$ is given by $\frac{\gamma_{\text{opt}}}{\Delta t} + k\pi$. Here k is an integer correcting for the arbitrary phase arising from taking the log of D that can be determined using the method described in Ref. [22]. Using this approach, we obtain 1.9995 and 2.0019 from the training on IBM

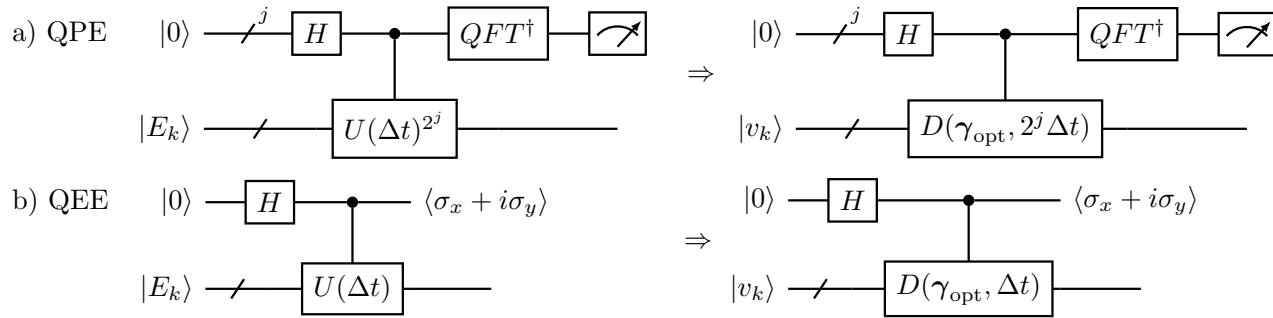


FIG. 5. **Energy estimation circuits** a)/b) show circuit diagrams depicting the enhancement of QPE/QEE using fsVFF. A circuit depth reduction is achieved through replacing $U(\Delta t)$ with $D(\gamma_{\text{opt}}, \Delta t)$, and removing the need to prepare an eigenstate in favour of a computational basis state, $|v_k\rangle = W^\dagger |E_k\rangle$. QPE relies on implementing controlled unitaries of the form $U(\Delta t)^{2^j}$ and therefore replacing these with $D(\gamma_{\text{opt}}, 2^j \Delta t)$ results in an exponential reduction in circuit depth.

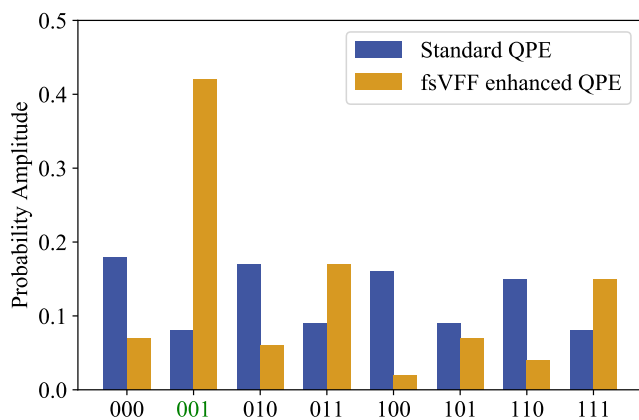


FIG. 6. **Quantum Phase Estimation.** Using the 2-qubit diagonalization found from training on `ibmq_toronto`, QPE was performed on `ibmq_boeblingen` on the eigenvector $|E_1\rangle := \frac{1}{\sqrt{2}}(|01\rangle + |10\rangle)$. A phase of $e^{\frac{2\pi i}{8}}$ is applied, so the measured output should be 001 with probability 1. The variation distance from the target probability distribution when using QPE with fsVFF was 0.578, compared to 0.917 using standard QPE.

and Rigetti respectively, in good agreement of the theoretically expected value of 2. For more complex cases, this simple post-processing method will become intractable and an algorithmic approach will be necessary.

Quantum Phase Estimation (QPE) [54] and Quantum Eigenvalue Estimation (QEE) [55] are fault-tolerant quantum algorithms for estimating the eigenvalues of a unitary operation. However, their implementation on current quantum devices is limited by the reliance on the execution of controlled unitaries from ancillary qubits. These controlled unitaries require many entangling gates, and introduce too much noise to be realized for large scale systems on current hardware. Once an evolution operator has been diagonalized in the subspace of an initial state, fsVFF can be used to significantly reduce

the circuit depth of QPE and QEE, as shown in Figure 5. In this manner, fsVFF provides a NISQ friendly means of estimating the eigenvalues within a subspace of a Hamiltonian.

To demonstrate the power of fsVFF to reduce the depth of QPE, we perform QPE using the diagonalization obtained from training on IBM's quantum computer. Specifically, we consider the input eigenvector $|E_1\rangle := \frac{1}{\sqrt{2}}(|01\rangle + |10\rangle)$. This is one of the eigenvectors spanned by the input state of our earlier hardware implementation, $|\psi_0\rangle = |10\rangle$. We then consider evolving $|E_1\rangle$ under H_{XY} for a time step of $\Delta t = 1/8$. Since the energy of the state $|E_1\rangle$ equals 1, we expect this to result in a phase shift of $e^{2\pi i/8}$ being applied to $|E_1\rangle$. We implemented QPE and fsVFF enhanced QPE to measure this phase using the circuits shown in Fig 5. We chose to measure to 3 bits of precision and therefore the output should be the measurement 001 with probability one. As Figure 6 shows, it appears that the standard QPE implementation was unable to discern this phase. In contrast, when fsVFF was used to reduce the circuit depth, the output distribution was strongly peaked at the correct state.

QEE requires only one ancillary qubit, a single implementation of e^{-iHt} , and no Quantum Fourier Transform and therefore is less resource intensive than QPE. Nonetheless, we can again, as shown in Fig. 5, use fsVFF as a pre-processing step to reduce the circuit depth.

We tested this on the 3-qubit XY Hamiltonian by first performing fsVFF on a quantum simulator with the initial state $|\psi_0\rangle = |110\rangle$. Having obtained an approximate diagonalization, we determined the eigenstates using the sampling method described earlier. Figure 7 shows the results of the measurement of $W(\theta_{\text{opt}})^\dagger |\psi_0\rangle$, with four strong peaks corresponding to the four eigenvectors in this subspace.

Figure 8 shows the results of QEE implemented on `ibmq_boeblingen`. We use the basis states found from the sampling method as our inputs to reduce the depth

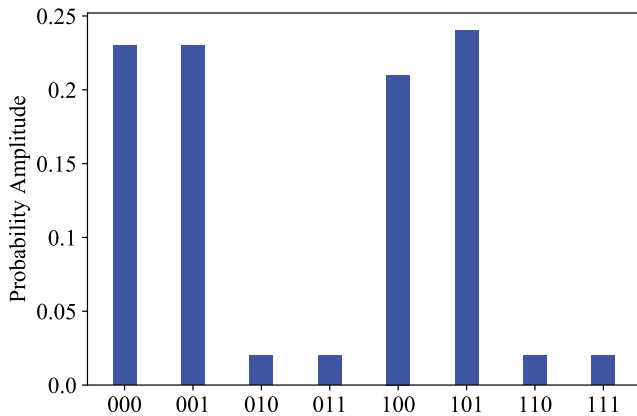


FIG. 7. **Determining the eigenstates spanned by the initial state:** The 3-qubit XY Hamiltonian was diagonalized on a quantum simulator in the subspace of initial state $|\psi_0\rangle = |110\rangle$ to obtain θ_{opt} and γ_{opt} . Here we show the output of measuring $W(\theta_{\text{opt}})^\dagger |\psi_0\rangle$ in the computational basis on `ibmq_boeblingen`. The 4 non-zero states correspond to the 4 eigenvectors spanned by $|\psi_0\rangle$.

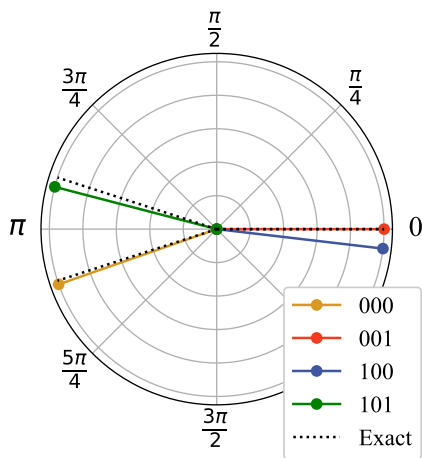


FIG. 8. **Eigenvalue Estimation using QEE.** Here we show the result of implementing QEE (using fsVFF as a pre-processing step) on `ibmq_santiago` to calculate the eigenvalues of the eigenvectors in the subspace spanned by $|011\rangle$. The solid yellow, red, blue and green lines represent the eigenvalues obtained for the $|000\rangle$, $|001\rangle$, $|100\rangle$ and $|101\rangle$ states, with exact corresponding energies of $\{-2.828, 0, 0, 2.828\}$, indicated by the dotted lines. The eigenvalues are plotted as phases since for $\Delta t = 1$ there is a one to one correspondence.

of the circuit, and remove the need to use the time-series method originally proposed for extracting the eigenvalues, as we could calculate the eigenvalues individually by inputting their corresponding eigenvectors. A value of $\Delta t = 1$ was used so the phase calculated directly matched the eigenvalue. After removing a global phase, QEE had accurately found the eigenvalues of the four eigenvectors, with a mean-squared error from the true values of 4.37×10^{-3} .

VI. DISCUSSION

In this work, we demonstrated that despite the modest size and noise levels of the quantum hardware that is currently available, it is possible to perform long time dynamical simulations with a high fidelity. Specifically, we have introduced fsVFF, a new algorithm for NISQ simulations, which we used to simulate a 2-qubit XY-model spin chain on the Rigetti and IBM quantum computers. We achieved a fidelity of at least 0.9 for over 600 time steps. This is a 150-fold improvement on the standard iterated Trotter approach, which had a fidelity of less than 0.9 after only 4 time steps.

Central to the success of the fsVFF algorithm is the fact that it is tailored to simulating a particular fixed initial state rather than an arbitrary initial state. By focusing on this less demanding task, we showed that it is possible to substantially reduce the width and depth of the previously proposed VFF algorithm. In particular, since fsVFF only requires finding a diagonalization of a short-time evolution unitary on the subspace spanned by the initial state (compared to the entire Hilbert space in the case of VFF), fsVFF can utilize much simpler ansätze. This is demonstrated in our hardware implementation, where one CNOT and two parameterized single qubit rotations proved sufficient for an effective ansatz for W and one single qubit rotation was sufficient for D .

While one expects that shorter-depth ansätze may be used to diagonalize a unitary on a subspace, rather than total Hilbert space, the question of how to design such ansätze remains an important open question for future research. We believe it would be worthwhile both to explore analytic approaches whereby the symmetry properties of the ansatz are used, as well as to use machine learning approaches to systematically search for suitable ansätze.

The fsVFF algorithm, similarly to VFF, is fundamentally limited by the initial Trotter error approximating the short time evolution of the system. The Variational Diagonalization Hamiltonian (VHD) algorithm [22] may be used to remove this error. However, like VFF, VHD is designed to simulate any possible initial state. There are a number of different approaches inspired by fsVFF that could be explored for reducing the resource requirements of the VHD algorithm by focusing on simulating a particular initial state. Such a “fixed state VHD” algorithm would allow for more accurate long time simulations on NISQ hardware.

More generally, our work highlights the trade off between the universality of an algorithm and the resources required to implement it. One can imagine a number of alternative ways in which the universality of an algorithm can be sacrificed, without significantly reducing its utility, in order to make it more NISQ friendly. For example, one is often interested in studying the evolution of a particular observable of interest, rather than all possible observables. It would be interesting to investigate whether a fixed-observable fsVFF could further reduce the resources

required to implement long time high fidelity simulations. More broadly, an awareness of this trade off may prove useful beyond dynamical simulation for the ongoing challenge of adapting quantum algorithms to the constraints of NISQ hardware.

VII. ACKNOWLEDGEMENTS

JG and KG acknowledge support from the U.S. Department of Energy (DOE) through a quantum computing program sponsored by the Los Alamos National Laboratory (LANL) Information Science & Technology Institute. ZH, BC, and PJC acknowledge support from the LANL ASC Beyond Moore’s Law project. We acknowledge the LANL Laboratory Directed Research and Development (LDRD) program for support of AS and initial support of BC under project number 20190065DR as

well as LC under project number 20200022DR. AA was supported by the U.S. Department of Energy (DOE), Office of Science, Office of High Energy Physics QuantISED program under Contract No. DE-AC52-06NA25396. LC and PJC were also supported by the U.S. DOE, Office of Science, Basic Energy Sciences, Materials Sciences and Engineering Division, Condensed Matter Theory Program. This research used quantum computing resources provided by the LANL Institutional Computing Program, which is supported by the U.S. Department of Energy National Nuclear Security Administration under Contract No. 89233218CNA000001. This research used additional quantum computational resources supported by the LANL ASC Beyond Moore’s Law program and by the Oak Ridge Leadership Computing Facility, which is a DOE Office of Science User Facility supported under Contract DE-AC05-00OR22725.

-
- [1] Frank Arute, Kunal Arya, Ryan Babbush, Dave Bacon, Joseph C Bardin, Rami Barends, Rupak Biswas, Sergio Boixo, Fernando Brandao, David Buell, Brian Burkett, Yu Chen, Zijun Chen, Ben Chiaro, Roberto Collins, William Courtney, Andrew Dunsworth, Edward Farhi, Brooks Foxen, and John Martinis, “Quantum supremacy using a programmable superconducting processor,” *Nature* **574**, 505–510 (2019).
- [2] Frank Arute, Kunal Arya, Ryan Babbush, Dave Bacon, Joseph C Bardin, Rami Barends, Andreas Bengtsson, Sergio Boixo, Michael Broughton, Bob B Buckley, *et al.*, “Observation of separated dynamics of charge and spin in the fermi-hubbard model,” *arXiv preprint arXiv:2010.07965* (2020).
- [3] Seth Lloyd, “Universal quantum simulators,” *Science*, **1073–1078** (1996).
- [4] AT Sornborger and Ewan D Stewart, “Higher-order methods for simulations on quantum computers,” *Physical Review A* **60**, 1956 (1999).
- [5] Guang Hao Low and Isaac L Chuang, “Hamiltonian simulation by qubitization,” *Quantum* **3**, 163 (2019).
- [6] Dominic W Berry, Andrew M Childs, Richard Cleve, Robin Kothari, and Rolando D Somma, “Simulating hamiltonian dynamics with a truncated taylor series,” *Physical review letters* **114**, 090502 (2015).
- [7] M. Cerezo, Andrew Arrasmith, Ryan Babbush, Simon C Benjamin, Suguru Endo, Keisuke Fujii, Jarrod R McClean, Kosuke Mitarai, Xiao Yuan, Lukasz Cincio, and Patrick J. Coles, “Variational quantum algorithms,” *arXiv preprint arXiv:2012.09265* (2020).
- [8] Suguru Endo, Zhenyu Cai, Simon C Benjamin, and Xiao Yuan, “Hybrid quantum-classical algorithms and quantum error mitigation,” *arXiv preprint arXiv:2011.01382* (2020).
- [9] Kishor Bharti, Alba Cervera-Lierta, Thi Ha Kyaw, Tobias Haug, Sumner Alperin-Lea, Abhinav Anand, Matthias Degroote, Hermann Heimonen, Jakob S. Kottmann, Tim Menke, Wai-Keong Mok, Sukin Sim, Leong-Chuan Kwek, and Alán Aspuru-Guzik, “Noisy intermediate-scale quantum (nisq) algorithms,” *arXiv preprint arXiv:2101.08448* (2021).
- [10] A. Peruzzo, J. McClean, P. Shadbolt, M.-H. Yung, X.-Q. Zhou, P. J. Love, A. Aspuru-Guzik, and J. L. O’Brien, “A variational eigenvalue solver on a photonic quantum processor,” *Nature Communications* **5**, 4213 (2014).
- [11] Edward Farhi, Jeffrey Goldstone, and Sam Gutmann, “A quantum approximate optimization algorithm,” *arXiv preprint arXiv:1411.4028* (2014).
- [12] Jarrod R McClean, Jonathan Romero, Ryan Babbush, and Alán Aspuru-Guzik, “The theory of variational hybrid quantum-classical algorithms,” *New Journal of Physics* **18**, 023023 (2016).
- [13] S. Khatari, R. LaRose, A. Poremba, L. Cincio, A. T. Sornborger, and P. J. Coles, “Quantum-assisted quantum compiling,” *Quantum* **3**, 140 (2019).
- [14] Ryan LaRose, Arkin Tikku, Étude O’Neel-Judy, Lukasz Cincio, and Patrick J Coles, “Variational quantum state diagonalization,” *npj Quantum Information* **5**, 1–10 (2019).
- [15] Andrew Arrasmith, Lukasz Cincio, Andrew T. Sornborger, Wojciech H. Zurek, and Patrick J. Coles, “Variational consistent histories as a hybrid algorithm for quantum foundations,” *Nature Communications* **10**, 3438 (2019).
- [16] M. Cerezo, Alexander Poremba, Lukasz Cincio, and Patrick J Coles, “Variational quantum fidelity estimation,” *Quantum* **4**, 248 (2020).
- [17] Y. Li and S. C. Benjamin, “Efficient variational quantum simulator incorporating active error minimization,” *Phys. Rev. X* **7**, 021050 (2017).
- [18] Suguru Endo, Jinzhao Sun, Ying Li, Simon C Benjamin, and Xiao Yuan, “Variational quantum simulation of general processes,” *Physical Review Letters* **125**, 010501 (2020).
- [19] Yong-Xin Yao, Niladri Gomes, Feng Zhang, Thomas Iadecola, Cai-Zhuang Wang, Kai-Ming Ho, and Peter P Orth, “Adaptive variational quantum dynamics simulations,” *arXiv preprint arXiv:2011.00622* (2020).

- [20] Kentaro Heya, Ken M Nakanishi, Kosuke Mitarai, and Keisuke Fujii, “Subspace variational quantum simulator,” [arXiv preprint arXiv:1904.08566](#) (2019).
- [21] Cristina Cirstoiu, Zoe Holmes, Joseph Iosue, Lukasz Cincio, Patrick J Coles, and Andrew Sornborger, “Variational fast forwarding for quantum simulation beyond the coherence time,” *npj Quantum Information* **6**, 1–10 (2020).
- [22] Benjamin Commeau, Marco Cerezo, Zoë Holmes, Lukasz Cincio, Patrick J Coles, and Andrew Sornborger, “Variational hamiltonian diagonalization for dynamical quantum simulation,” [arXiv preprint arXiv:2009.02559](#) (2020).
- [23] Colin J Trout, Muyuan Li, Mauricio Gutiérrez, Yukai Wu, Sheng-Tao Wang, Luming Duan, and Kenneth R Brown, “Simulating the performance of a distance-3 surface code in a linear ion trap,” *New Journal of Physics* **20**, 043038 (2018).
- [24] Kishor Bharti and Tobias Haug, “Quantum assisted simulator,” [arXiv preprint arXiv:2011.06911](#) (2020).
- [25] Jonathan Wei Zhong Lau, Kishor Bharti, Tobias Haug, and Leong Chuan Kwek, “Quantum assisted simulation of time dependent hamiltonians,” [arXiv preprint arXiv:2101.07677](#) (2021).
- [26] Tobias Haug and Kishor Bharti, “Generalized quantum assisted simulator,” [arXiv preprint arXiv:2011.14737](#) (2020).
- [27] Kyle Poland, Kerstin Beer, and Tobias J Osborne, “No free lunch for quantum machine learning,” [arXiv preprint arXiv:2003.14103](#) (2020).
- [28] Kunal Sharma, M Cerezo, Zoë Holmes, Lukasz Cincio, Andrew Sornborger, and Patrick J Coles, “Reformulation of the no-free-lunch theorem for entangled data sets,” [arXiv preprint arXiv:2007.04900](#) (2020).
- [29] Kunal Sharma, Sumeet Khatri, M. Cerezo, and Patrick J Coles, “Noise resilience of variational quantum compiling,” *New Journal of Physics* **22**, 043006 (2020).
- [30] Sukin Sim, Peter D. Johnson, and Alán Aspuru-Guzik, “Expressibility and entangling capability of parameterized quantum circuits for hybrid quantum-classical algorithms,” *Advanced Quantum Technologies* **2**, 1900070 (2019).
- [31] Kouhei Nakaji and Naoki Yamamoto, “Expressibility of the alternating layered ansatz for quantum computation,” [arXiv preprint arXiv:2005.12537](#) (2020).
- [32] Zoë Holmes, Kunal Sharma, M Cerezo, and Patrick J Coles, “Connecting ansatz expressibility to gradient magnitudes and barren plateaus,” [arXiv preprint arXiv:2101.02138](#) (2021).
- [33] Burak Sahinoglu and Rolando D Somma, “Hamiltonian simulation in the low energy subspace,” [arXiv preprint arXiv:2006.02660](#) (2020).
- [34] Marco Cerezo, Akira Sone, Tyler Volkoff, Lukasz Cincio, and Patrick J Coles, “Cost-function-dependent barren plateaus in shallow quantum neural networks,” [arXiv preprint arXiv:2001.00550](#) (2020).
- [35] Jarrod R. McClean, Sergio Boixo, Vadim N. Smelyanskiy, Ryan Babbush, and Hartmut Neven, “Barren plateaus in quantum neural network training landscapes,” *Nature Communications* **9** (2018), 10.1038/s41467-018-07090-4.
- [36] M. Cerezo and Patrick J Coles, “Impact of barren plateaus on the hessian and higher order derivatives,” [arXiv preprint arXiv:2008.07454](#) (2020).
- [37] Andrew Arrasmith, M. Cerezo, Piotr Czarnik, Lukasz Cincio, and Patrick J Coles, “Effect of barren plateaus on gradient-free optimization,” [arXiv preprint arXiv:2011.12245](#) (2020).
- [38] Zoë Holmes, Andrew Arrasmith, Bin Yan, Patrick J Coles, Andreas Albrecht, and Andrew T Sornborger, “Barren plateaus preclude learning scramblers,” [arXiv preprint arXiv:2009.14808](#) (2020).
- [39] Tyler Volkoff and Patrick J Coles, “Large gradients via correlation in random parameterized quantum circuits,” *Quantum Science and Technology* (2021).
- [40] Kunal Sharma, Marco Cerezo, Lukasz Cincio, and Patrick J Coles, “Trainability of dissipative perceptron-based quantum neural networks,” [arXiv preprint arXiv:2005.12458](#) (2020).
- [41] Arthur Pesah, M. Cerezo, Samson Wang, Tyler Volkoff, Andrew T Sornborger, and Patrick J Coles, “Absence of barren plateaus in quantum convolutional neural networks,” [arXiv preprint arXiv:2011.02966](#) (2020).
- [42] Alexey Uvarov and Jacob Biamonte, “On barren plateaus and cost function locality in variational quantum algorithms,” [arXiv preprint arXiv:2011.10530](#) (2020).
- [43] Carlos Ortiz Marrero, Mária Kieferová, and Nathan Wiebe, “Entanglement induced barren plateaus,” [arXiv preprint arXiv:2010.15968](#) (2020).
- [44] Taylor L Patti, Khadijeh Najafi, Xun Gao, and Susanne F Yelin, “Entanglement devised barren plateau mitigation,” [arXiv preprint arXiv:2012.12658](#) (2020).
- [45] A. Krylov, “De la resolution numerique de l’equation servant a determiner dans des questions de mecanique appliquee les frequences de petites oscillations des systemes materiels,” *Bulletin de l’Academie des Sciences de l’URSS. Classe des sciences mathematiques et na*, 491–539 (1931).
- [46] Abhinav Kandala, Antonio Mezzacapo, Kristan Temme, Maika Takita, Markus Brink, Jerry M. Chow, and Jay M. Gambetta, “Hardware-efficient variational quantum eigensolver for small molecules and quantum magnets,” *Nature* **549**, 242–246 (2017).
- [47] Edward Grant, Leonard Wossnig, Mateusz Ostaszewski, and Marcello Benedetti, “An initialization strategy for addressing barren plateaus in parametrized quantum circuits,” *Quantum* **3**, 214 (2019).
- [48] Andrea Skolik, Jarrod R McClean, Masoud Mohseni, Patrick van der Smagt, and Martin Leib, “Layerwise learning for quantum neural networks,” [arXiv preprint arXiv:2006.14904](#) (2020).
- [49] Jonas M Kübler, Andrew Arrasmith, Lukasz Cincio, and Patrick J Coles, “An adaptive optimizer for measurement-frugal variational algorithms,” *Quantum* **4**, 263 (2020).
- [50] Andrew Arrasmith, Lukasz Cincio, Rolando D Somma, and Patrick J Coles, “Operator sampling for shot-frugal optimization in variational algorithms,” [arXiv preprint arXiv:2004.06252](#) (2020).
- [51] Ryan Sweke, Frederik Wilde, Johannes Jakob Meyer, Maria Schuld, Paul K Fährmann, Barthélémy Meynard-Piganeau, and Jens Eisert, “Stochastic gradient descent for hybrid quantum-classical optimization,” *Quantum* **4**, 314 (2020).
- [52] Aaron Defazio, “Understanding the role of momentum in non-convex optimization: Practical insights from a lyapunov analysis,” [arXiv preprint arXiv:2010.00406](#) (2020).

- [53] Elliott Lieb, Theodore Schultz, and Daniel Mattis, “Two soluble models of an antiferromagnetic chain,” *Annals of Physics* **16**, 407–466 (1961).
- [54] Michael A. Nielsen and Isaac L. Chuang, *Quantum Computation and Quantum Information* (Cambridge University Press, 2000).
- [55] Rolando D. Somma, “Quantum eigenvalue estimation via time series analysis,” (2020), [arXiv:1907.11748](https://arxiv.org/abs/1907.11748) [quant-ph].

Appendix A: Faithfulness of cost function

Here we demonstrate that the cost function is faithful in the limit that leakage from the subspace spanned by the initial state can be disregarded. That is, suppose we could compile the exact evolution of the system $U = \exp(-iH\Delta t)$ for a short timestep Δt . Then the cost function vanishes,

$$C_{\text{fsVFF}}(U, V, \psi_0) = 1 - \frac{1}{n_{\text{eig}}} \sum_{k=1}^{n_{\text{eig}}} |\langle \psi_0 | V^{\dagger k} U^k | \psi_0 \rangle|^2 = 0, \quad (\text{A1})$$

if and only if the fidelity of the fast-forwarded simulation is perfect,

$$F_\tau = |\langle \psi_0 | V^{\dagger \tau} U^\tau | \psi_0 \rangle|^2 = 1, \quad (\text{A2})$$

for all times τ . Note, the reverse direction is trivial. If $F_\tau = 1$ for all τ then $C_{\text{fsVFF}}(U, V, \psi_0) = 0$.

Before embarking on the core of the proof let us first emphasize that in the definition of the cost (A1) we average over n_{eig} terms, where n_{eig} is the number of eigenstates spanned by the initial state $|\psi_0\rangle$ corresponding to unique eigenvalues of the Hamiltonian H . The restriction to eigenstates with *unique* eigenvalues is important since it is this which determines the dimension of the subspace spanned by the future evolution of $|\psi_0\rangle$ (which in turn determines the number of training states required to learn $U = \exp(-iH\Delta t)$).

To see this consider a Hamiltonian H with a spectrum $\{E_k\}_{k=1}^{2^n}$ and corresponding eigenstates $\{|E_k\rangle\}_{k=1}^{2^n}$. The initial state $|\psi_0\rangle$ can be expanded in the energy eigenbasis as

$$|\psi_0\rangle = \sum_{k=1}^m a_k |E_k\rangle. \quad (\text{A3})$$

The future evolution of such a state, i.e. the set of states

$$\mathcal{S}_k(\psi_0, H) := \{e^{-iHj\Delta t} |\psi_0\rangle\}_{j=0}^k \quad (\text{A4})$$

with $k = \infty$, is solely contained within the subspace spanned by $\{|E_k\rangle\}_{k=1}^m$ since

$$e^{-iHj\Delta t} |\psi_0\rangle = \sum_{k=1}^m a_k e^{-iE_k j \Delta t} |E_k\rangle. \quad (\text{A5})$$

If the spectrum $\{E_k\}_{k=1}^{2^n}$ is non-degenerate then the evolution generates relative phases between all the $m = n_{\text{eig}}$ eigenstates spanned by $|\psi_0\rangle$. In that case, \mathcal{S}_∞ will span the entirety of the m dimensional subspace spanned by $\{|E_k\rangle\}_{k=1}^m$, i.e., an $m = n_{\text{eig}}$ dimensional space. However, suppose the eigenstate expansion of $|\psi_0\rangle$ includes two degenerate eigenstates, i.e. two eigenstates that share the same eigenvalue. In that case the evolution generates relative phases between only $m - 1$ of the eigenstates $\{|E_k\rangle\}_{k=1}^m$ and therefore \mathcal{S}_∞ is confined to a $m - 1$ dimensional subspace. More generally, if the eigenstate expansion of $|\psi_0\rangle$ includes n_{eig} states with unique eigenvalues, then evolution under $U = \exp(-iH\Delta t)$ generates relative phases between n_{eig} states and so \mathcal{S}_∞ will span a n_{eig} dimensional subspace of the space. In this manner, it is the number of eigenstates spanned by the initial state $|\psi_0\rangle$ corresponding to *unique* eigenvalues, n_{eig} , that determines the subspace spanned by \mathcal{S}_∞ .

We note that any initial state $|\psi_0\rangle$ can be written in the form Eq. (A3) where, crucially, the sum is over only eigenstates corresponding to unique energies, i.e. $m = n_{\text{eig}}$. For a Hamiltonian with a non-degenerate spectrum this expansion is trivial. For a Hamiltonian with a degenerate spectrum there is some freedom in how the eigenstates corresponding to degenerate eigenvalues are defined, since the superposition of degenerate eigenstates is also an eigenstate corresponding to the same energy. Therefore, henceforth, for degenerate Hamiltonians, we suppose that the energy eigenbasis $\{|E_k\rangle\}_{k=1}^{2^n}$ is defined such that the eigenstate expansion of $|\psi_0\rangle$ only contains eigenstates with unique energies, that is $m = n_{\text{eig}}$ terms.

We remark that our approach here may also be framed in the language of Krylov spaces. The Krylov subspace [45] associated with the operator U and vector $|\psi_0\rangle$ is the linear subspace spanned by the vectors generated by evolving $|\psi_0\rangle$ under U up to k times. That is

$$\mathcal{K}_k(U, \psi_0) = \text{span}\{\mathcal{V}_k\} \quad \text{where} \quad \mathcal{V}_k := \{|\psi_l\rangle\}_{l=0}^k, \quad (\text{A6})$$

with $|\psi_l\rangle := U^l |\psi_0\rangle$. Now supposing $U = e^{-iH\Delta t}$ and $|\psi_0\rangle = \sum_{k=1}^{n_{\text{eig}}} a_k |E_k\rangle$, we have that $\mathcal{V}_k = \mathcal{S}_k$. Thus the future evolution of $|\psi_0\rangle$ is confined to the Krylov space $\mathcal{K}_\infty(U, \psi_0)$. This is an n_{eig} dimensional subspace, and therefore, as will become clear, we require n_{eig} training states in order to learn U on this subspace.

To prove the forward direction, we first note that if $C_{\text{fsVFF}} = 0$ then as $0 \leq |\langle \psi_0 | V^{\dagger k} U^k | \psi_0 \rangle|^2 \leq 1$, we have that $|\langle \psi_0 | V^{\dagger k} U^k | \psi_0 \rangle|^2 = 1$ for all k . It thus follows that the action of V^k on $|\psi_0\rangle$ agrees with the action of U^k on $|\psi_0\rangle$ up to an unknown phase $e^{i\phi_k}$, i.e. for $1 \leq k \leq n_{\text{eig}}$ we have that

$$V^k |\psi_0\rangle = e^{i\phi_k} U^k |\psi_0\rangle. \quad (\text{A7})$$

Or equivalently, the action of V and U agree on the training states $\mathcal{S}_{\text{train}} := \{|\psi_k\rangle\}_{k=0}^{n_{\text{eig}}-1}$ up to an unknown phase $e^{i\tilde{\phi}_k}$, that is

$$V |\psi_k\rangle = e^{i\tilde{\phi}_k} U |\psi_k\rangle \quad \forall |\psi_k\rangle \in \mathcal{S}_{\text{train}}, \quad (\text{A8})$$

where $\tilde{\phi}_k = \phi_{k+1} - \phi_k$.

Now by construction (see Section III B) the n_{eig} training states $\mathcal{S}_{\text{train}}$ are linearly independent. Furthermore, since the initial simulation time Δt may be chosen freely, the unitary $U = \exp(-iH\Delta t)$ can be chosen such that none of the states in $\mathcal{S}_{\text{train}}$ are orthogonal. In this case, the unknown phases all agree and we have that $\tilde{\phi}_k = \phi$ for all k . To see this note that given $|\psi_1\rangle$ and $|\psi_0\rangle$ are linearly independent but non-orthogonal, the state $|\psi_1\rangle$ can be represented as follows:

$$|\psi_1\rangle = c |\psi_0\rangle + c_{\perp} |\psi_0^{\perp}\rangle, \quad (\text{A9})$$

where $|c|^2 + |c_{\perp}|^2 = 1$ and $|c|^2 \neq 0$. Then from (A8), we find that

$$e^{-i\tilde{\phi}_1} = \langle \psi_1 | W | \psi_1 \rangle \quad (\text{A10})$$

$$= |c|^2 e^{i\tilde{\phi}_0} + |c_{\perp}|^2 \langle \psi_0^{\perp} | W | \psi_0^{\perp} \rangle \quad (\text{A11})$$

$$= |c|^2 e^{i\tilde{\phi}_0} + (1 - |c|^2) \langle \psi_0^{\perp} | W | \psi_0^{\perp} \rangle, \quad (\text{A12})$$

where $W := V^{\dagger}U$ (note that this use of W is distinct from $W(\theta)$ used in the main text for a parameterized eigenvector unitary). The above expression can be rearranged as

$$e^{-i\tilde{\phi}_1} - \langle \psi_0^{\perp} | W | \psi_0^{\perp} \rangle = |c|^2 (e^{-i\tilde{\phi}_0} - \langle \psi_0^{\perp} | W | \psi_0^{\perp} \rangle). \quad (\text{A13})$$

Since $|e^{i\theta_1}| = 1$ and $|c|^2 \neq 0$ the aforementioned equation is satisfied if and only if

$$\langle \psi_0^{\perp} | W | \psi_0^{\perp} \rangle = e^{-i\tilde{\phi}_1} = e^{-i\tilde{\phi}_0}, \quad (\text{A14})$$

which implies that $\tilde{\phi}_0 = \tilde{\phi}_1$. Then by recursively applying this procedure to the rest of the states in the training set, we find that $\tilde{\phi}_k = \tilde{\phi}_j := \phi$ for $0 \leq k \leq n_{\text{eig}} - 1$ and $0 \leq j \leq n_{\text{eig}} - 1$.

To understand the constraints from the minimization of the cost function, it is helpful to consider the form of the unitary matrix W . It follows from Eq. (A8), and the fact that since W is unitary ($\sum_j |W_{ij}|^2 = \sum_i |W_{ij}|^2 = 1$), that W can be represented as [27]:

$$W = \left(\begin{array}{ccc|c} e^{i\phi} & \dots & 0 & 0 \\ \vdots & \ddots & & \\ 0 & & e^{i\phi} & \\ \hline & & 0 & W_{\perp} \end{array} \right).$$

Here the upper left hand block spans the n_{eig} dimensional subspace spanned by the input training states $\mathcal{S}_{\text{train}}$ and W_{\perp} is an unknown unitary matrix acting on the $(d - n_{\text{eig}})$ dimensional space orthogonal to $\mathcal{S}_{\text{train}}$. For later convenience let us also note that the matrix $\tilde{W} := UV^{\dagger}$ is also a unitary matrix of the form

$$\tilde{W} = \left(\begin{array}{ccc|c} e^{i\phi} & \dots & 0 & 0 \\ \vdots & \ddots & & \\ 0 & & e^{i\phi} & \\ \hline & & 0 & \tilde{W}_{\perp} \end{array} \right),$$

where \tilde{W}_{\perp} is again a $(d - n_{\text{eig}})$ dimensional unitary matrix.

We are now in a position to show that if $C_{\text{fsVFF}}(U, V, \psi_0) = 0$, and by construction the states in $\mathcal{S}_{\text{train}}$ are linearly independent and non-orthogonal, then

$$F_\tau = |\langle \psi_0 | V^{\dagger\tau} U^\tau | \psi_0 \rangle|^2 = 1, \quad (\text{A15})$$

for all times τ . To see this first note that for all times $\tau \leq n_{\text{eig}}$ that $F_\tau = 1$ follows directly from Eq. (A7). Now by construction, any state $|\psi_\tau\rangle$ for $\tau > n_{\text{eig}}$ linearly depends on the states in $\mathcal{S}_{\text{train}}$ and so it can be written as

$$|\psi_\tau\rangle = \sum_{j=0}^{n_{\text{eig}}} b_j^{(\tau)} |\psi_j\rangle, \quad (\text{A16})$$

where $b_j^{(\tau)} = \langle \psi_j | \psi_\tau \rangle$. Thus we have that

$$W |\psi_\tau\rangle = \tilde{W} |\psi_\tau\rangle = e^{i\phi} |\psi_\tau\rangle \quad (\text{A17})$$

for any time τ . It straightforwardly follows from Eq. (A7) and Eq. (A17) that the simulation fidelity at time $\tau = n_{\text{eig}} + 1$ equals 1,

$$F_{n_{\text{eig}}+1} = |\langle \psi_0 | V^{\dagger n_{\text{eig}}+1} U^{n_{\text{eig}}+1} | \psi_0 \rangle|^2 \quad (\text{A18})$$

$$= |\langle \psi_{n_{\text{eig}}} | W | \psi_{n_{\text{eig}}} \rangle|^2 = 1. \quad (\text{A19})$$

Now, let us consider the simulation fidelity at time $\tau = n_{\text{eig}} + 2$,

$$F_{n_{\text{eig}}+2} = |\langle \psi_0 | V^{\dagger n_{\text{eig}}+2} U^{n_{\text{eig}}+2} | \psi_0 \rangle|^2 \quad (\text{A20})$$

$$= |\langle \psi_{n_{\text{eig}}} | V^\dagger W U | \psi_{n_{\text{eig}}} \rangle|^2 \quad (\text{A21})$$

$$= |\langle \psi_{n_{\text{eig}}} | U^\dagger \tilde{W} W U | \psi_{n_{\text{eig}}} \rangle|^2 \quad (\text{A22})$$

$$= |\langle \psi_{n_{\text{eig}}+1} | \tilde{W} W | \psi_{n_{\text{eig}}+1} \rangle|^2 = 1, \quad (\text{A23})$$

where we have again used Eq. (A7) and Eq. (A17). Finally, the simulation fidelity at an arbitrary time $\tau > n_{\text{eig}}$ can be evaluated as follows,

$$F_\tau = |\langle \psi_0 | V^{\dagger\tau} U^\tau | \psi_0 \rangle|^2 = |\langle \psi_0 | (U^\dagger \tilde{W})^\tau U^\tau | \psi_0 \rangle|^2 = 1. \quad (\text{A24})$$

Thus, as claimed, if the cost function C_{fsVFF} vanishes the simulation fidelity is perfect for all times.

Appendix B: Noise Resilience of Cost

To make a connection with prior results on noise resilience, we first note that C_{fsVFF} , Eq. (5), can be rewritten as

$$C_{\text{fsVFF}}(U, V, \psi_0) = \frac{1}{n_{\text{eig}}} \sum_{k=1}^{n_{\text{eig}}} C_{\text{fsVFF}}^{(k)}(U, V, \psi_0), \quad (\text{B1})$$

with

$$C_{\text{fsVFF}}^{(k)}(U, V, \psi_0) = 1 - \text{Tr} \left[|\mathbf{0}\rangle\langle\mathbf{0}| Y_k^{\psi_0} |\mathbf{0}\rangle\langle\mathbf{0}| \left(Y_k^{\psi_0} \right)^\dagger \right]. \quad (\text{B2})$$

Here $Y_k^{\psi_0} := V_{\psi_0}^\dagger W D^k W^\dagger U^k V_{\psi_0}$ with $V_{\psi_0} |\mathbf{0}\rangle = |\psi_0\rangle$. Let QC_k denote the circuit used to evaluate the cost term $C_{\text{fsVFF}}^{(k)}$. Let $\tilde{C}_{\text{fsVFF}}^{(k)}$ denote the noisy version of the cost term $C_{\text{fsVFF}}^{(k)}$, that is the cost evaluated when the circuit QC_j is run in the presence of noise. Let $\mathbb{V}_k^{\text{opt}}$ and $\tilde{\mathbb{V}}_k^{\text{opt}}$ denote the sets of unitaries that optimise $C_{\text{fsVFF}}^{(k)}$ and $\tilde{C}_{\text{fsVFF}}^{(k)}$ respectively. Now, it was shown in [29] that the costs $C_{\text{fsVFF}}^{(k)}$ are resilient to measurement noise, gate noise, and Pauli channel noise in the sense that for circuits experiencing such noise we have $\tilde{\mathbb{V}}_k^{\text{opt}} \subseteq \mathbb{V}_k^{\text{opt}}$. This means that any set of parameters that minimize the noisy cost $\tilde{C}_{\text{fsVFF}}^{(k)}$ are guaranteed to also minimize the true exact cost $C_{\text{fsVFF}}^{(k)}$.

We will now argue that this implies that C_{fsVFF} is also noise resilient. To do so, we first note that the costs $C_{\text{fsVFF}}^{(k)}$ can be minimized simultaneously by any unitary V^{opt} that matches the target unitary U up to a global phase ϕ ,

i.e. such that $V^{\text{opt}} = \exp(-i\phi)U$. Therefore, assuming that the ansatz for V is sufficiently expressive that the costs $C_{\text{fsVFF}}^{(k)}$ can be simultaneously minimized, the total cost C_{fsVFF} is minimized by the set of unitaries that minimize each of the $C_{\text{fsVFF}}^{(k)}$ costs simultaneously, that is the set $\cap_k \mathbb{V}_k^{\text{opt}} := \mathbb{V}^{\text{opt}}$. (Note, if the ansatz is not sufficiently expressive then it might not be possible to simultaneously minimize each of the terms and therefore the intersection might be empty). Now, given that $\tilde{\mathbb{V}}_k^{\text{opt}} \subseteq \mathbb{V}_k^{\text{opt}}$, it follows that $\tilde{\mathbb{V}}^{\text{opt}} := \cap_k \tilde{\mathbb{V}}_k^{\text{opt}} \subseteq \mathbb{V}^{\text{opt}}$. Thus, as claimed the total cost C_{fsVFF} is also noise resilient in the sense that any set of parameters that minimize the noisy cost \tilde{C}_{fsVFF} also minimize the true exact cost C_{fsVFF} .

Appendix C: Local cost with trainability guarantee

While C_{fsVFF} was motivated in Section III A as a natural choice of cost function to learn the evolution induced by a target unitary on a fixed initial state, it encounters what is known as a *barren plateau* for large simulation sizes [34, 35]. (See Refs. [32, 36–44] for further details about the barren plateau phenomenon.) Namely, the gradient of the cost vanishes exponentially with n . As a result, for large systems the cost landscape is prohibitively flat and therefore an exponential precision is required to discern a minimization direction. This precludes successful training.

In this appendix we introduce a local cost function to surmount this difficulty. To motivate our local cost, we first recall that C_{fsVFF} , Eq. (5), can be rewritten as

$$C_{\text{fsVFF}} = 1 - \frac{1}{n_{\text{eig}}} \sum_{k=1}^{n_{\text{eig}}} \text{Tr} \left[|\mathbf{0}\rangle\langle\mathbf{0}| Y_k^{\psi_0} |\mathbf{0}\rangle\langle\mathbf{0}| \left(Y_k^{\psi_0} \right)^\dagger \right], \quad (\text{C1})$$

where $Y_k^{\psi_0} := V_{\psi_0}^\dagger W D^k W^\dagger U^k V_{\psi_0}$ with $V_{\psi_0} |\mathbf{0}\rangle = |\psi_0\rangle$. Analogously, we now define the local fixed state VFF cost as

$$C_{\text{fsVFF}}^{\text{Local}} := \frac{1}{n} \sum_{j=1}^n C_{\text{fsVFF}}^{\text{Local},j}, \quad (\text{C2})$$

with

$$C_{\text{fsVFF}}^{\text{Local},j} = 1 - \frac{1}{n_{\text{eig}}} \sum_{k=1}^{n_{\text{eig}}} \text{Tr} \left[(|\mathbf{0}\rangle\langle\mathbf{0}|_j \otimes \mathbb{1}_{\bar{j}}) Y_k^{\psi_0} |\mathbf{0}\rangle\langle\mathbf{0}| \left(Y_k^{\psi_0} \right)^\dagger \right], \quad (\text{C3})$$

and where \bar{j} denotes all qubits except the j th qubit. Each of the $C_{\text{fsVFF}}^{\text{Local},j}$ terms can be measured using the same Loschmidt echo circuit as C_{fsVFF} but the final measurement is performed on just the j th qubit (rather than all qubits).

Following the proof techniques of [13, 29], it is possible to show that

$$C_{\text{fsVFF}}^{\text{Local}} \leq C_{\text{fsVFF}} \leq n C_{\text{fsVFF}}^{\text{Local}}. \quad (\text{C4})$$

It therefore follows that $C_{\text{fsVFF}}^{\text{Local}} = 0$ if and only if $C_{\text{fsVFF}} = 0$. Thus, given that C_{fsVFF} is faithful (as shown in Appendix A), its local variant $C_{\text{fsVFF}}^{\text{Local}}$ is also faithful.

Crucially, the results of Ref. [34] provide a trainability guarantee for the local fixed state cost function $C_{\text{fsVFF}}^{\text{Local}}$. Namely, as long as the depth of the ansatz is in $O(\log(n))$, the gradient $\partial_\theta C_{\text{fsVFF}}^{\text{Local}}$ scales at worst as $\frac{1}{\text{poly}(n)}$. That is, as long as the ansatz is not too deep, the cost landscape will be sufficiently featured for effective training. We therefore advocate using $C_{\text{fsVFF}}^{\text{Local}}$ for simulations of larger systems.

Appendix D: Cost function gradient derivation

Here we derive the analytic expressions for the gradient of the cost function $C_{\text{fsVFF}}(U, V, \psi_0)$ for gradient descent optimisation. To emphasize the independence of each of the terms in the cost function and its dependence on $\boldsymbol{\theta}$ and $\boldsymbol{\gamma}$ we write

$$C_{\text{fsVFF}}(U, V, \psi_0) = \frac{1}{n_{\text{eig}}} \sum_{k=1}^{n_{\text{eig}}} C_{\text{fsVFF}}^{(k)}(\boldsymbol{\theta}, \boldsymbol{\gamma}), \quad (\text{D1})$$

where we have

$$C_{\text{fsVFF}}^{(k)}(\boldsymbol{\theta}, \boldsymbol{\gamma}) := 1 - |\langle \psi_0 | W(\boldsymbol{\theta}) D(k\boldsymbol{\gamma}) W(\boldsymbol{\theta})^\dagger U^k | \psi_0 \rangle|^2 \quad (\text{D2})$$

$$= 1 - \text{Tr}[XW(\boldsymbol{\theta})D(k\boldsymbol{\gamma})W(\boldsymbol{\theta})^\dagger Y_k W(\boldsymbol{\theta})D(k\boldsymbol{\gamma})^\dagger W(\boldsymbol{\theta})^\dagger], \quad (\text{D3})$$

with $X = |\psi_0\rangle\langle\psi_0|$ and $Y_k = U^k |\psi_0\rangle\langle\psi_0| (U^\dagger)^k$.

Expressions. With the ansatz in (1), the partial derivative of $C_{\text{fsVFF}}(U, V, \psi_0)$ with respect to θ_l , a parameter of the eigenvector operator $W(\boldsymbol{\theta})$, is

$$\begin{aligned} \frac{\partial C_{\text{fsVFF}}(U, V, \psi_0)}{\partial \theta_l} &= \frac{1}{2} \left(C_{\text{fsVFF}}(U, W_{l+} D W^\dagger) - C_{\text{fsVFF}}(U, W_{l-} D W^\dagger) \right. \\ &\quad \left. + C_{\text{fsVFF}}(U, W D (W_{l+})^\dagger) - C_{\text{fsVFF}}(U, W D (W_{l-})^\dagger) \right). \end{aligned} \quad (\text{D4})$$

The operator W_{l+} (W_{l-}) is generated from the original eigenvector operator $W(\boldsymbol{\theta})$ by the addition of an extra $\frac{\pi}{2}$ ($-\frac{\pi}{2}$) rotation about a given parameter's rotation axis:

$$W_{l\pm} := W(\boldsymbol{\theta}_{l\pm}) \quad \text{with} \quad (\boldsymbol{\theta}_{l\pm})_i := \theta_l \pm \frac{\pi}{2} \delta_{i,l}. \quad (\text{D5})$$

Similarly, the partial derivative with respect to γ_l , a parameter of the diagonal operator $D(\boldsymbol{\gamma})$, is

$$\frac{\partial C_{\text{fsVFF}}}{\partial \gamma_l} = \frac{1}{n_{\text{eig}}} \sum_{k=1}^{n_{\text{eig}}} \frac{k}{2} \left(C_{\text{fsVFF}}^{(k)}(U, W D_{l+} W^\dagger) - C_{\text{fsVFF}}^{(k)}(U, W D_{l-} W^\dagger) \right), \quad (\text{D6})$$

where

$$C_{\text{fsVFF}}^{(k)} := 1 - |\langle \psi_0 | W D^k W^\dagger U^k | \psi_0 \rangle|^2 \quad (\text{D7})$$

and

$$D_{l\pm} := D(\boldsymbol{\gamma}_{l\pm}) \quad \text{with} \quad (\boldsymbol{\gamma}_{l\pm})_i := \gamma_l \pm \frac{\pi}{2} \delta_{i,l}. \quad (\text{D8})$$

Derivative with respect to γ_l . Here we provide the derivation of the partial derivative of $C_{\text{fsVFF}}(U, V, \psi_0)$ with respect to γ_l in (D6). Taking the partial derivative of $C_{\text{fsVFF}}^{(k)}(\boldsymbol{\theta}, \boldsymbol{\gamma})$ with respect to an angle γ_l gives

$$\begin{aligned} \frac{\partial C_{\text{fsVFF}}^{(k)}}{\partial \gamma_l} &= -\text{Tr} \left[X \left(W \frac{\partial D(k\boldsymbol{\gamma})}{\partial \gamma_l} W^\dagger \right) |Y_k\rangle\langle Y_k| (W D(k\boldsymbol{\gamma})^\dagger W^\dagger) \right] \\ &\quad - \text{Tr} \left[X (W D(k\boldsymbol{\gamma}) W^\dagger) |Y_k\rangle\langle Y_k| \left(W \frac{\partial D(k\boldsymbol{\gamma})^\dagger}{\partial \gamma_l} W^\dagger \right) \right]. \end{aligned} \quad (\text{D9})$$

The eigenvector operator, D , consists of products of Pauli rotations and can be decomposed as

$$D = D_L \exp\left(-\frac{ik\gamma_l \sigma_l}{2}\right) D_{R'} \equiv D_L D_R, \quad (\text{D10})$$

where the operators D_L and $D_{R'}$ consist of all Pauli rotations to the left and right of the σ_l rotation respectively and we have defined $D_R = \exp(-i\theta_l \sigma_l / 2) D_{R'}$ for convenience. It follows that the differential of W with respect to θ_l takes the form

$$\frac{\partial D}{\partial \gamma_l} = -\frac{1}{2} ik D_L \sigma_l D_R, \quad (\text{D11})$$

which on substituting into Eq. (D9) gives

$$\begin{aligned} \frac{\partial C_{\text{fsVFF}}^{(k)}}{\partial \gamma_l} &= \frac{ik}{2} \left(\text{Tr} [X W D_L \sigma_l D_R W^\dagger |Y_k\rangle\langle Y_k| W D^\dagger W^\dagger] - \text{Tr} [X W D W^\dagger |Y_k\rangle\langle Y_k| W D_R^\dagger \sigma_l D_L^\dagger W^\dagger] \right) \\ &= \frac{ik}{2} \text{Tr} \left[X W D_L \left(\sigma_l D_R W^\dagger |Y_k\rangle\langle Y_k| W D_R^\dagger - D_R W^\dagger |Y_k\rangle\langle Y_k| W D_R^\dagger \sigma_l \right) D_L^\dagger W^\dagger \right] \\ &= \frac{ik}{2} \text{Tr} \left[X W D_L [\sigma_l, \rho_1^{(k)}] D_L^\dagger W^\dagger \right], \end{aligned} \quad (\text{D12})$$

where we have defined

$$\rho_1^{(k)} = D_R W^\dagger |Y_k\rangle\langle Y_k| W D_R^\dagger. \quad (\text{D13})$$

Eq. (D6) is now obtained directly from Eq. (D12) via the following identity, which holds for any state ρ ,

$$i[\sigma_l, \rho] = e^{i\sigma_l\pi/4} \rho e^{-i\sigma_l\pi/4} - e^{-i\sigma_l\pi/4} \rho e^{i\sigma_l\pi/4}. \quad (\text{D14})$$

Specifically we find that

$$\begin{aligned} \frac{\partial C_{\text{fsVFF}}^{(k)}}{\partial \gamma_l} &= \frac{k}{2} \text{Tr} \left[X \otimes W D_L (e^{i\sigma_l\pi/4} D_R W^\dagger |Y_k\rangle\langle Y_k| W D_R^\dagger e^{-i\sigma_l\pi/4}) D_L W^\dagger \right] \\ &\quad - \frac{k}{2} \text{Tr} \left[X W D_L (e^{-i\sigma_l\pi/4} D_R W^\dagger |Y_k\rangle\langle Y_k| W D_R^\dagger e^{i\sigma_l\pi/4}) D_L W^\dagger \right] \\ &= \frac{k}{2} \text{Tr} \left[X \otimes W D_{l-} W^\dagger |Y_k\rangle\langle Y_k| W D_{l-} W^\dagger \right] \\ &\quad - \frac{k}{2} \text{Tr} \left[X \otimes W D_{l+} W^\dagger |Y_k\rangle\langle Y_k| W D_{l+} W^\dagger \right] \\ &= \frac{k}{2} \left(C_{\text{fsVFF}}^{(k)}(U, W D_{l+} W^\dagger) - C_{\text{fsVFF}}^{(k)}(U, W D_{l-} W^\dagger) \right). \end{aligned} \quad (\text{D15})$$

Thus we are left with

$$\frac{\partial C_{\text{fsVFF}}}{\partial \gamma_l} = \frac{1}{n_{\text{eig}}} \sum_{k=1}^{n_{\text{eig}}} \frac{\partial C_{\text{fsVFF}}^{(k)}}{\partial \gamma_l} = \frac{1}{n_{\text{eig}}} \sum_{k=1}^{n_{\text{eig}}} \frac{k}{2} \left(C_{\text{fsVFF}}^{(k)}(U, W D_{l+} W^\dagger) - C_{\text{fsVFF}}^{(k)}(U, W D_{l-} W^\dagger) \right). \quad (\text{D16})$$

Derivative with respect to θ_l . Here we provide the derivation of the partial derivative of $C_{\text{fsVFF}}(U, V, \psi_0)$ with respect to θ_l in (D4). Taking the partial derivative of $C_{\text{fsVFF}}^{(k)}(\theta)$ with respect to an angle θ_l gives

$$\begin{aligned} \frac{\partial C_{\text{fsVFF}}^{(k)}}{\partial \theta_l} &= - \text{Tr} \left[X \left(\frac{\partial W}{\partial \theta_l} D W^\dagger \right) |Y_k\rangle\langle Y_k| (W D^\dagger W^\dagger) \right] - \text{Tr} \left[X (W D W^\dagger) |Y_k\rangle\langle Y_k| \left(W D^\dagger \frac{\partial W^\dagger}{\partial \theta_l} \right) \right] \\ &\quad - \text{Tr} \left[X \left(W D \frac{\partial W^\dagger}{\partial \theta_l} \right) |Y_k\rangle\langle Y_k| (W D^\dagger W^\dagger) \right] - \text{Tr} \left[X (W D W^\dagger) |Y_k\rangle\langle Y_k| \left(\frac{\partial W}{\partial \theta_l} D^\dagger W^\dagger \right) \right]. \end{aligned} \quad (\text{D17})$$

The eigenvector operator, W , consists of products of Pauli rotations and can be decomposed as

$$W = W_L \exp \left(-\frac{i\theta_l \sigma_l}{2} \right) W_{R'} \equiv W_L W_R, \quad (\text{D18})$$

where the operators W_L and $W_{R'}$ consist of all Pauli rotations to the left and right of the σ_l rotation respectively and we have defined $W_R = \exp(-i\theta_l \sigma_l/2) W_{R'}$ for convenience. It follows that the differential of W with respect to θ_l takes the form

$$\frac{\partial W}{\partial \theta_l} = -\frac{1}{2} i W_L \sigma_l W_R, \quad (\text{D19})$$

which on substituting into Eq. (D17) gives

$$\frac{\partial C_{\text{fsVFF}}^{(k)}}{\partial \theta_l} = \frac{i}{2} \left(\text{Tr} \left[X W_L [\sigma_l, \rho_2^{(k)}] W_L^\dagger \right] - \text{Tr} \left[X W D W_R^\dagger [\sigma_l, \rho_3^{(k)}] W_R D^\dagger W^\dagger \right] \right), \quad (\text{D20})$$

where we have defined

$$\rho_2^{(k)} = W_R D W^\dagger |Y_k\rangle\langle Y_k| W D^\dagger W_R^\dagger \quad \text{and} \quad \rho_3^{(k)} = W_L^\dagger |Y_k\rangle\langle Y_k| W_L. \quad (\text{D21})$$

Eq. (D4) is now obtained directly from Eq. (D20) via Eq. (D14).

Appendix E: Fast forwarding error

Let us start by writing the state $|\psi_0\rangle$ as

$$|\psi_0\rangle = \begin{pmatrix} \mathbf{v}_{\psi_0} \\ \mathbf{0} \end{pmatrix}$$

to emphasise that $|\psi_0\rangle$ spans a subspace of the total Hilbert space. We then note that in the limit in which leakage can be disregarded the evolution unitary can be written in terms of its block decomposition

$$U = \begin{pmatrix} U_{\parallel} & | & \mathbf{0} \\ \mathbf{0} & | & U_{\perp} \end{pmatrix}.$$

where U_{\parallel} acts on the subspace spanned by ψ_0 and U_{\perp} acts on the rest of the Hilbert space. Let us also write the learnt unitary in a block decomposition form as

$$V = \begin{pmatrix} V_{\parallel} & | & \epsilon_a \\ \epsilon_b & | & V_{\perp} \end{pmatrix}.$$

In general, the off-diagonal blocks are expected to be close to the null matrices, therefore we can take a perturbative approach to calculating V^N . Expanding V^N to first order in ϵ_a and ϵ_b gives

$$V^N = \begin{pmatrix} V_{\parallel} & | & \epsilon_a \\ \epsilon_b & | & V_{\perp} \end{pmatrix}^N = \begin{pmatrix} V_{\parallel}^N & | & V_{\epsilon_a}(N) \\ V_{\epsilon_b}(N) & | & V_{\perp}^N \end{pmatrix},$$

where

$$\begin{aligned} V_{\epsilon_a}(N) &:= V_{\parallel}^{N-2} \epsilon_a V_{\parallel} + \sum_{k=1}^{N-1} V_{\parallel}^{N-1-k} \epsilon_a V_{\perp}^k \\ V_{\epsilon_b}(N) &:= V_{\perp}^{N-2} \epsilon_b V_{\perp} + \sum_{k=1}^{N-1} V_{\perp}^{N-1-k} \epsilon_b V_{\parallel}^k. \end{aligned} \tag{E1}$$

Therefore we can now write

$$V^N |\psi_0\rangle = \begin{pmatrix} V_{\parallel}^N & | & V_{\epsilon_a}(N) \\ V_{\epsilon_b}(N) & | & V_{\perp}^N \end{pmatrix} \begin{pmatrix} \mathbf{v}_{\psi_0} \\ \mathbf{0} \end{pmatrix} = \begin{pmatrix} V_{\parallel}^N \mathbf{v}_{\psi_0} \\ V_{\epsilon_b}(N) \mathbf{v}_{\psi_0} \end{pmatrix}.$$

We are interested in the fast forwarded simulation fidelity

$$F_N = |\langle \psi_0 | V^{\dagger N} U^N |\psi_0\rangle|^2, \tag{E2}$$

which to first order in ϵ_a and ϵ_b evaluates to

$$F_N = |\langle \psi_0 | V_{\parallel}^{\dagger N} U_{\parallel}^N |\psi_0\rangle|^2. \tag{E3}$$

The fidelity between any two quantum states $|\psi_a\rangle$ and $|\psi_b\rangle$ can be related to the trace norm distance between the exact and simulated fast forwarded states via the relation

$$1 - |\langle \psi_a | \psi_b \rangle|^2 = \left(\frac{1}{2} \|\psi_a - \psi_b\|_1 \right)^2, \tag{E4}$$

where we use the shorthand $\psi_a = |\psi_a\rangle \langle \psi_a|$ and $\psi_b = |\psi_b\rangle \langle \psi_b|$. Therefore we can write

$$1 - F_N = \|U_{\parallel}^N \psi_0 U_{\parallel}^{\dagger N} - V_{\parallel}^N \psi_0 V_{\parallel}^{\dagger N}\|_1. \tag{E5}$$

We further note that we can write

$$\|U_{\parallel}^N \psi_0 U_{\parallel}^{\dagger N} - V_{\parallel}^N \psi_0 V_{\parallel}^{\dagger N}\|_1 = \|(U_{\parallel}^N - V_{\parallel}^N) \psi_0 U_{\parallel}^{\dagger N} + V_{\parallel}^N \psi_0 (U_{\parallel}^{\dagger N} - V_{\parallel}^{\dagger N})\|_1, \tag{E6}$$

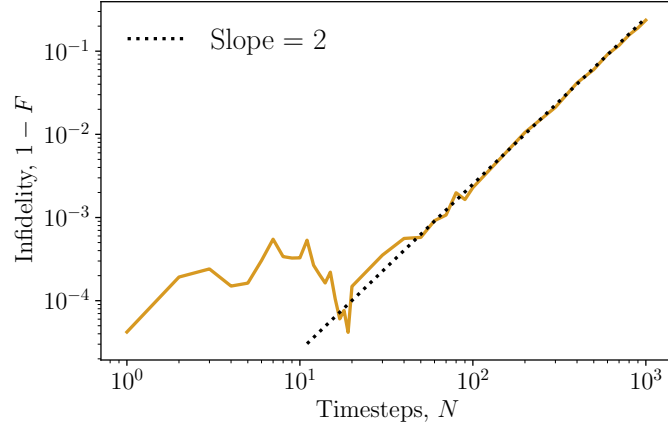


FIG. 9. **Quadratic Scaling of Infidelity:** The 3-qubit diagonalization used to perform the Eigenvalue Estimation from Figure 8 is fast-forwarded with its infidelity, $1 - F$, plotted against the number of timesteps, N . The close alignment of infidelity against the dotted line with form $c \times N^2$ reproduces the scaling of Eq. E9.

and therefore on applying Holder's inequality, $\|XY\|_1 \leq \|X\|_\infty \|Y\|_1$, we have that

$$\|U_{\parallel}^N \psi_0 U_{\parallel}^{\dagger N} - V_{\parallel}^N \psi_0 V_{\parallel}^{\dagger N}\|_1 \leq \|U_{\parallel}^N - V_{\parallel}^N\|_\infty \left(\|\psi_0 U_{\parallel}^{\dagger N}\|_1 + \|\psi_0 V_{\parallel}^N\|_1 \right). \quad (\text{E7})$$

Now from Lemma 1 of [21] we have that $\|U_{\parallel}^N - V_{\parallel}^N\|_\infty \leq N \|U_{\parallel} - V_{\parallel}\|_\infty$ and from the unitary invariance of the Schatten norms we have that $\|\psi_0 U_{\parallel}^{\dagger N}\|_1 = \|\psi_0 V_{\parallel}^{\dagger N}\|_1 = \|\psi_0\|_1 = 1$, therefore we are left with

$$\|U_{\parallel}^N \psi_0 U_{\parallel}^{\dagger N} - V_{\parallel}^N \psi_0 V_{\parallel}^{\dagger N}\|_1 \leq 2N \|U_{\parallel} - V_{\parallel}\|_\infty. \quad (\text{E8})$$

We conclude that the final simulation fidelity is bounded as

$$1 - F_N \leq N^2 (\|U_{\parallel} - V_{\parallel}\|_\infty)^2. \quad (\text{E9})$$

Thus, the simulation fidelity scales sub-quadratically with the product of the number of simulation steps and the infinity norm distance between the learnt and target unitaries.