

Throwing a Sofa Through the Window*

Dan Halperin[†]

Micha Sharir[‡]

Itay Yehuda[§]

Abstract

We study several variants of the problem of moving a convex polytope K , with n edges, in three dimensions through a flat rectangular (and sometimes more general) window. Specifically:

(i) We study variants where the motion is restricted to translations only, discuss situations where such a motion can be reduced to sliding (translation in a fixed direction), and present efficient algorithms for those variants, which run in time close to $O(n^{8/3})$.

(ii) We consider the case of a *gate* (or a slab, an unbounded window with two parallel infinite edges), and show that K can pass through such a window, by any collision-free rigid motion, if and only if it can slide through it, an observation that leads to an efficient algorithm for this variant too.

(iii) We consider arbitrary compact convex windows, and show that if K can pass through such a window W (by any motion) then K can slide through a gate of width equal to the diameter of W .

(iv) We show that if a purely translational motion for K through a rectangular window W exists, then K can also slide through W keeping the same orientation as in the translational motion. For a given fixed orientation of K we can determine in linear time whether K can translate (and hence slide) through W keeping the given orientation, and if so plan the motion, also in linear time.

(v) We give an example of a polytope that cannot pass through a certain window by translations only, but can do so when rotations are allowed.

(vi) We study the case of a circular window W , and show that, for the regular tetrahedron K of edge length 1, there are two thresholds $1 > \delta_1 \approx 0.901388 > \delta_2 \approx 0.895611$, such that (a) K can slide through W if the diameter d of W is ≥ 1 , (b) K cannot slide through W but can pass through it by a purely translational motion when $\delta_1 \leq d < 1$, (c) K cannot pass through W by a purely translational motion but can do it when rotations are allowed when $\delta_2 \leq d < \delta_1$, and (d) K cannot pass through W at all when $d < \delta_2$.

(vii) Finally, we explore the general setup, where we want to plan a general motion (with all six degrees of freedom) for K through a rectangular window W , and present an efficient algorithm for this problem, with running time close to $O(n^4)$.

*Work on this paper by DH and IY has been supported in part by the Israel Science Foundation (grant no. 1736/19), by NSF/US-Israel-BSF (grant no. 2019754), by the Israel Ministry of Science and Technology (grant no. 103129), by the Blavatnik Computer Science Research Fund, and by a grant from Yandex. Work by MS and IY has been supported in part by Grant 260/18 from the Israel Science Foundation. Work by MS has also been supported by Grant G-1367-407.6/2016 from the German-Israeli Foundation for Scientific Research and Development, and by the Blavatnik Research Fund in Computer Science at Tel Aviv University.

[†]Tel Aviv University School of Computer Science, Israel; danha@tauex.tau.ac.il; <http://acg.cs.tau.ac.il/danhalperin>; <https://orcid.org/0000-0002-3345-3765>

[‡]Tel Aviv University School of Computer Science, Israel; michas@post.tau.ac.il; <https://orcid.org/0000-0002-2541-3763>

[§]Tel Aviv University School of Computer Science, Israel; itayehuda1@mail.tau.ac.il; <https://orcid.org/0000-0002-1825-0097>

1 Introduction

Let K be a convex polytope (a ‘sofa’) in \mathbb{R}^3 with n edges, and let W be a rectangular window, placed in the xy -plane in the axis-parallel position $[0, a] \times [0, b]$, where a and b are the respective width and height of W . We assume that the complement of W in the xy -plane is a solid wall that K must avoid. The problem is to determine whether K can be moved, in a collision-free manner, from any position that is fully contained in the upper halfspace $z > 0$, through W , to any position that is fully contained in the lower halfspace $z < 0$, and, if so, to plan such a motion (see Figure 1).

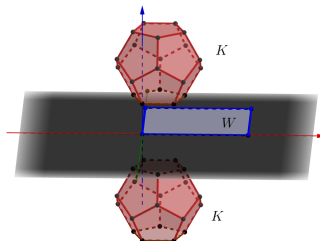


Figure 1: Moving a convex polytope K through a window W .

A continuous motion of a rigid body in three dimensions has six degrees of freedom, three of translation and three of rotation, and in the general form of the problem, studied in Section 8, we allow all six degrees. On the way, we will study simpler versions where only restricted types of motion are allowed, such as purely translational motion (that has only three degrees of freedom), a translational motion in a fixed direction, which we refer to as *sliding* (one degree of freedom), or a translational motion combined with rotations around the vertical axis only (four degrees of freedom), etc. Some of our main results show that, in certain favorable situations, the existence of a general collision-free motion of K through W implies the existence of a restricted motion of one of these types. This allows us to solve the problem in a significantly more efficient manner.

In terms of the *free configuration space* \mathcal{F} of K , all the placements of K that are fully contained in the upper (resp., lower) halfspace are free, and form a connected subset \mathcal{F}^+ (resp., \mathcal{F}^-) of \mathcal{F} . Our problem, in general, is to determine whether both \mathcal{F}^+ and \mathcal{F}^- are contained in the same connected component of \mathcal{F} . This interpretation applies to the general setup, with six degrees of freedom, as well as to any other subclass of motions, with fewer degrees of freedom.

Motion planning is an intensively studied problem in computational geometry and robotics. A systematic and general way to describe the free space \mathcal{F} is by using *constraint surfaces*, namely surfaces describing all the configurations where some feature on the boundary of the moving object (K in our case) touches a feature on the boundary of the free workspace (∂W in our case); see, e.g., [15, 21, 22]. These surfaces partition the configuration space into cells, each of which is either fully contained in \mathcal{F} or fully contained in the forbidden portion of the configuration space. This representation is based on the arrangement \mathcal{A} of the constraint surfaces, whose number in our case is $O(n)$, one surface for each feature (edge or vertex) of W and each feature (edge, vertex or face) of K . Each cell of \mathcal{A} is fully contained either in \mathcal{F} or in its complement. Hence the complexity of \mathcal{F}

is $O(n^d)$, where d is the number of degrees of freedom (namely, the dimension of the configuration space) [15]. To exploit this representation, we construct and transform it into a so-called discrete *connectivity graph*, which can be searched for the existence of a motion of the desired kind.

One common way of doing this is to further decompose the arrangement into subcells of constant complexity, using *vertical decomposition* [6]. Such constructions are easily implementable for motion planning with two degrees of freedom [10], but become significantly more involved for problems with three or more degrees of freedom. This has led to the development of alternative methods, such as sampling-based techniques (see [7, Chapter 7] and [13]), the best known of which are PRM [19] and RRT [20], which have dozens of variants. While extremely successful in solving practical problems, they trade-off the completeness of the arrangement approach with efficiency, and may fail when the setting contains tight passages [24, 25], a situation that can arise in the problems that we study in this paper.

Toussaint [29] studied movable separability of sets, where he collected a variety of tight-setting motion planning problems, similar in nature to the problems studied here. These problems are interesting theoretically (see, e.g., [28] for such a problem and its intriguing solution), but also from an applied perspective, since motion in tight settings often arises in manufacturing processes such as *assembly planning* [12] or *casting and molding* [5].

It was in Toussaint’s review [29] that we encountered the problem of ‘throwing’ a polytope through a window. Although Toussaint’s paper was published 35 years ago, we are not aware of any previous progress on this specific problem. We remark that the word *sofa* in the title of the paper is borrowed from the classical two-dimensional *moving sofa* problem (see, e.g., [8, 11]), which is to find the shape of largest area that can be moved through a corner in an L-shaped corridor whose legs have width 1.

Our results. We first consider, in Section 2, sliding motions (translations in a fixed direction) of K . We characterize situations in which such a sliding motion exists, and present efficient algorithms, with runtime close to $O(n^{8/3})$, for finding such a motion when one exists.

We next consider, in Section 3, the case where W is an unbounded slab, enclosed between two parallel unbounded lines (we call it a *gate*). We show that if K can pass through such a gate W , by any collision-free rigid motion, it can also slide through W , making the general motion planning problem through a gate particularly easy to solve.

In Section 4, we consider arbitrary compact convex windows, and show that if K can move through such a window W , by an arbitrary collision-free motion, then K can slide through a gate of width equal to the diameter of W , and this holds in any sliding direction. This requires nontrivial topological arguments, presented in Section 4.

We then consider, in Section 5, purely translational motions of K through a rectangular window W , and prove that the existence of such a purely-translational collision-free motion implies the existence of a collision-free sliding motion keeping the same orientation as in the translational motion. For a given fixed orientation of K we can determine in linear time whether K can translate (and hence slide) through W keeping the given orientation, and if so plan the motion, also in linear time.

In Section 6, we show that rotations are sometimes needed, by giving an example of a

convex polytope K (actually a tetrahedron) that can move through a square window W by a collision-free motion that includes rotation (only around an axis orthogonal to W), but there is no purely translational motion of K through W .

In Section 7, we consider the problem of passing through a circular window W , and show that, for the regular tetrahedron K of edge length 1, there are two thresholds $1 > \delta_1 \approx 0.901388 > \delta_2 \approx 0.895611$, such that (i) K can slide through the window W if the diameter d of W is ≥ 1 , (ii) K cannot slide through W but can pass through it by a purely translational motion when $\delta_1 \leq d < 1$, (iii) K cannot pass through W by a purely translational motion but can do it with rotations when $\delta_2 \leq d < \delta_1$, and (iv) K cannot pass through W at all when $d < \delta_2$.

We finally consider, in Section 8, the general problem, with all six degrees of freedom. We present an efficient algorithm, which runs in time close to $O(n^4)$, for constructing the free configuration space, from which one can construct, within a comparable time bound, a valid motion through W if one exists. We remark that the exponent 4 is a significant improvement over the ‘naïve’ exponent 6 that would arise by a general treatment of the problem as a motion planning problem with six degrees of freedom.

2 Translation in a fixed direction

In this section we address the case in which the movement is purely translational in a single fixed direction. Such a motion, to which we refer as a *sliding motion*, has only one degree of freedom. In the most restricted version (which is very easy to solve), we are given a fixed orientation of K at a fixed initial placement, and also the direction of motion. In this section we study a more general setting, in which we seek values for these parameters—orientation, initial placement, and direction of motion, for which such a sliding motion of K through W is possible (or determine that no such motion is possible).

In Section 2.1 we observe that if a sliding motion for K exists, then K can also slide in a direction orthogonal to the plane of the window. Using this and other structural properties of the problem, we transform the problem at hand into a certain range searching problem. We present an efficient novel solution to the latter problem, which yields an algorithm for solving our original problem, whose running time is close to $O(n^{8/3})$.

2.1 The existence of an orthogonal sliding motion

For the most general version of the sliding motion, in which none of the parameters (orientation, initial placement, and direction of motion) is prespecified, we have:

Lemma 2.1 *If K can slide through W from some starting placement in some direction, then K can slide through W , possibly from some other starting placement (and at another orientation), by translating it in the negative z -direction.*

Proof. Let K_0 be the starting placement of K and let \vec{v} be the direction of motion through W , for which the resulting sliding motion is collision-free. Form the infinite prism $\Pi_0 := \bigcup_{\lambda \in \mathbb{R}} (K_0 + \lambda \vec{v})$ that K_0 spans in direction \vec{v} . The premise of the lemma implies that the intersection of Π_0 with the xy -plane is contained in W .

Let W_0 be the orthogonal projection of W onto some plane orthogonal to \vec{v} . Note that W_0 is a parallelogram, and that, by construction, K_0 can pass through W_0 when translated in direction \vec{v} . By an old result, reviewed and proved by Debrunner and Mani-Levitska [9], it follows that, when mapped rigidly into the xy -plane, W_0 (the ‘shadow’ of W in direction \vec{v}) can be placed fully within W (see Figure 2).¹

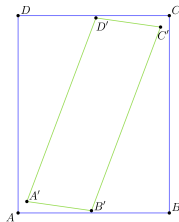


Figure 2: The projection of W (green) can be located in a congruent copy of W (blue).

Now rotate and translate \mathbb{R}^3 so that \vec{v} becomes the (negative) z -direction, and the image of W_0 is fully contained in (the former, untransformed copy of) W . Then the image of K under this transformation can be moved vertically down through W , in a collision-free manner, as asserted. \square

Debrunner and Mani-Levitska’s proof is involved, and applies to an arbitrary planar convex shape (showing that it contains its projection in any direction). For the sake of completeness, we give a simple alternative proof for the case of a rectangle.

2.2 Every rectangle can cover its shadows

Lemma 2.2 *Let W be a rectangle on some plane h . Let W_0 be the projection of W on the xy -plane. Then the xy -plane contains a congruent copy of W that contains W_0 .*

Proof. Denote the xy -projection by π . Let l be the intersection line of h and the xy -plane, and let α be the dihedral angle between these planes. Let p be an arbitrary point on h , and let d be the distance from p to l . Then $\pi(p)$ lies at distance $d \cos \alpha$ from l (with the same nearest point on l). Informally, π moves every point in h closer to l by a factor of $\cos \alpha$. Then, instead of projecting h to the xy plane, we apply on h this linear transformation that moves every point closer to l by a factor of $\cos \alpha$. Denote this transformation by σ . This implies that every line segment in h is transformed to a shorter segment or of the same length—no line segment increases its length.

Let $W = ABCD$, and let $A' = \sigma(A), B' = \sigma(B), C' = \sigma(C), D' = \sigma(D)$. Let E denote the center of W (see Figure 3). Note that translating W on h keeps $\sigma(W)$ the same up to translation, so we may assume that l passes through E without loss of generality.

We use the following lemma:

Lemma 2.3 *Assume without loss of generality that B and C lie on one side of l , and that A and D lie on the other side (otherwise rename the vertices as $BCDA$), and that l intersects*

¹Curiously, as shown in [9], this property, of containing your shadows, fails in higher dimensions.

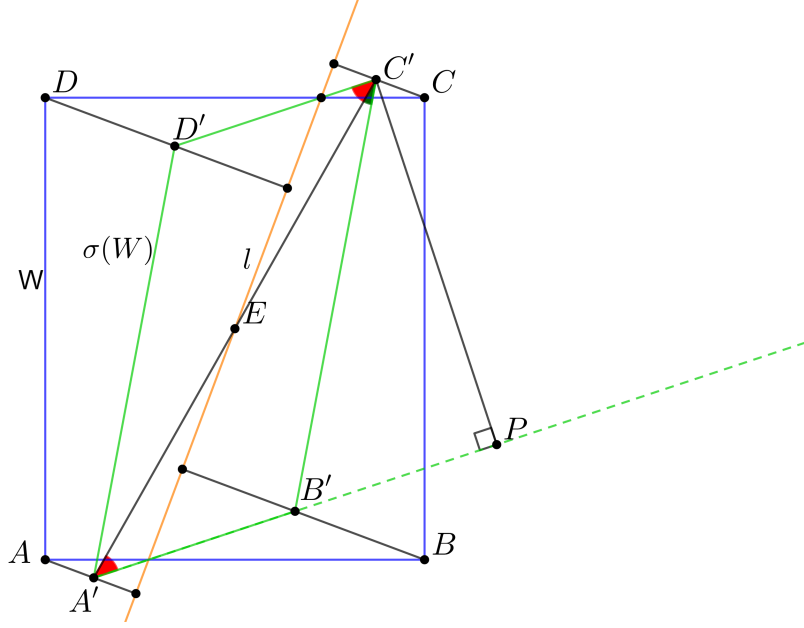


Figure 3: The window W (blue), the line l (orange) and the image $\sigma(W)$ (green).

the ray \overrightarrow{BC} , namely the ray starting at B and passing through C (otherwise rename the vertices as $DCBA$). Then $\sphericalangle A'C'B' \leq \sphericalangle ACB$.

Proof. Denote by T the intersection point of the lines BC and $B'C'$ (see Figure 4). As $\sigma(BC) = B'C'$ the line l must pass through T since it is the only point of BC that stays at the same location when applying σ . We then have:

$$\sphericalangle A'C'B' = \sphericalangle EC'B' = \sphericalangle TEC' + \sphericalangle C'TE \leq \sphericalangle TEC + \sphericalangle CTE = \sphericalangle ECB = \sphericalangle ACB.$$

□

Continuing with the proof of Lemma 2.2, there are two cases to consider:

For any pair of points P and Q we denote by \overline{PQ} the line through P and Q . If $\sphericalangle C'A'B' \leq \sphericalangle CAB$, then, since no line segment increases its length by applying σ , we have $A'C' \leq AC$. Denote by m the line \overline{AC} . Place $A'C'$ on m , such that the points A, A', C', C appear on m in this order and $A'C'$ is centered at E (see Figure 5, left). Note that the angle that \overline{AB} forms with m is greater than the angle that $\overline{A'B'}$ forms with l (by assumption), and that the angle that \overline{BC} forms with m is greater than the angle that $\overline{B'C'}$ forms with m (by Lemma 2.3). Hence B' is inside the triangle ABC . By symmetry, D' is inside the triangle CDA , and therefore we successfully placed $\sigma(W)$ inside W .

If $\sphericalangle C'A'B' \geq \sphericalangle CAB$, draw from C' a line perpendicular to $\overline{A'B'}$ and denote the intersection by P (see Figure 3). We place $\sigma(W)$ inside W so that $A'B'$ is parallel to AB (see Figure 5, right). To do so, we need to prove that $C'P \leq CB$ and that $A'P \leq AB$. Indeed, we have:

$$CB \geq C'B' \geq C'P,$$

$$AB = CB \cdot \cot \sphericalangle CAB \geq C'P \cdot \cot \sphericalangle C'A'B' = A'P.$$

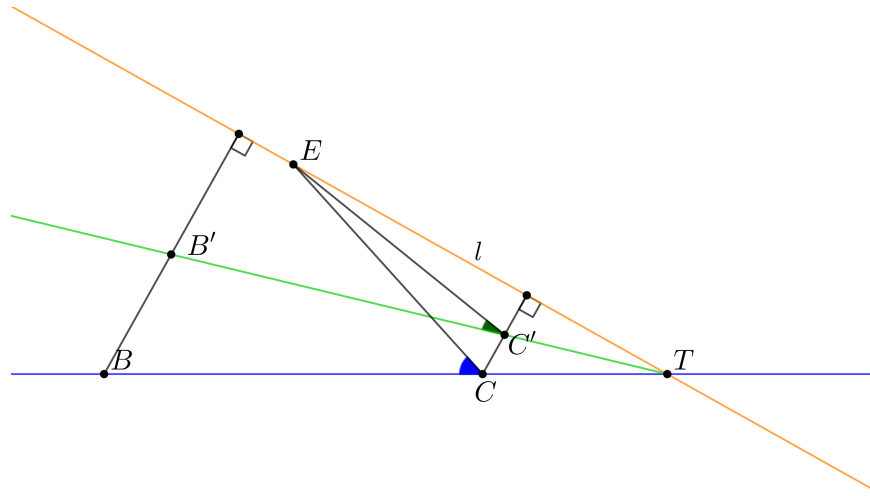


Figure 4: The side BC of W (blue), the side $B'C'$ (green), and the line l (orange).

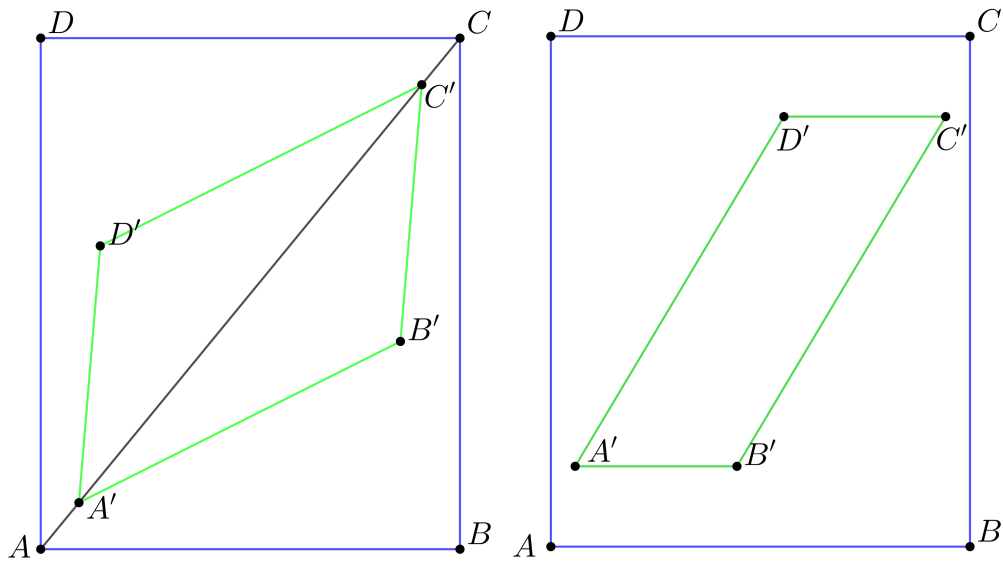


Figure 5: Placing $\sigma(W)$ in a congruent copy of W . Left: Placing the diagonal $A'C'$ on the diagonal AC . Right: Placing the side $A'B'$ parallel to the side AB .

Therefore we successfully placed $\sigma(W)$ inside W . \square

2.3 Finding a sliding motion

The following discussion is with respect to a fixed initial placement K_0 of K . For a given direction \vec{v} , the *projected silhouette* of K_0 in direction \vec{v} is the boundary of the convex polygon obtained by the projection of K_0 in direction \vec{v} , within the image plane $h_{\vec{v}}$ (which is orthogonal to \vec{v}). The silhouette itself is the cyclic sequence of vertices and edges of K , whose projections form the projected silhouette.² The silhouette and its projection do not change combinatorially, that is, when represented as a cyclic sequence of vertices and edges of K (or of their projections), as long as \vec{v} is not parallel to any face of K_0 . We thus form the set of the $O(n)$ great circles on \mathbb{S}^2 that are parallel to the faces of K_0 , and construct their arrangement \mathcal{A}_0 on \mathbb{S}^2 , which is also known as the *aspect graph* of K_0 [23]. In each face φ of \mathcal{A}_0 the combinatorial structure of the silhouette is fixed, but the projected silhouette varies continuously as \vec{v} moves in φ .

A *view* of K_0 is a pair (\vec{v}, θ) , where \vec{v} is a direction, and θ is the angle of rotation of the projected silhouette within $h_{\vec{v}}$ (translations within that plane are ignored). The space of views is thus three-dimensional. A fixed view (\vec{v}, θ) fixes the uppermost, leftmost, bottommost and rightmost vertices w_t, w_l, w_b and w_r of the projected silhouette. The view is valid if

$$x_{v_r} - x_{v_l} \leq a \quad \text{and} \quad y_{v_t} - y_{v_b} \leq b \quad (1)$$

(in the coordinate frame of $h_{\vec{v}}$ when rotated by θ).

When \vec{v} is fixed and θ varies, we get $O(n)$ quadruples (w_t, w_l, w_b, w_r) of the projected silhouette. The view is valid if the inequalities in (1) (which depend on (\vec{v}, θ)) have a solution for one such quadruple, which lies in the appropriate portion of the view space (in which w_t, w_l, w_b, w_r are indeed the four extreme vertices). The existence of a valid view is equivalent to the existence of a sliding motion of K_0 through W , after suitably shifting K_0 and rotating it around \vec{v} by θ . We next show that the total number of quadruples of vertices is $O(n^3)$, from which we obtain an algorithm for finding a valid view, with near-cubic running time.

Returning to the aspect-graph arrangement \mathcal{A}_0 , we observe that, since it is composed of n great circles, its complexity is $O(n^2)$. For all directions \vec{v} within the same face of \mathcal{A}_0 , the silhouette and its projection are fixed combinatorially, but the actual spatial positions of the projected vertices depend on the direction \vec{v} , and the projected silhouette can also rotate arbitrarily within the image plane $h_{\vec{v}}$. (Note that in this discussion we completely ignore translations of K , as they are irrelevant for the analysis and its conclusions.)

We assign some canonical coordinate frame to $h_{\vec{v}}$, and refer, for simplicity, to its axes as the x - and y -axes (they depend on \vec{v}). For example, excluding $O(1)$ problematic directions, which can be handled separately, and easily, we can take the x -axis within $h_{\vec{v}}$ to be the intersection of $h_{\vec{v}}$ with the xz -plane, and take the y -axis to be in the orthogonal direction within $h_{\vec{v}}$, oriented in the direction that has a positive y -component. The actual spatial location of the projected silhouette (up to translation, which we ignore) of K can be pa-

²The silhouette is indeed such a cycle of vertices and edges of ∂K for generic directions \vec{v} . When \vec{v} is parallel to a face f of K_0 , the entire f is part of the silhouette.

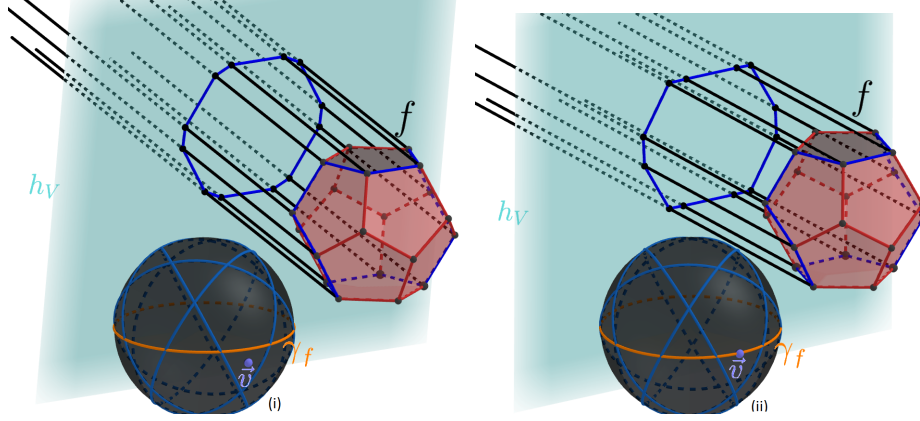


Figure 6: The silhouette and its projection: (i) The case of a generic \vec{v} . (ii) The case where \vec{v} is parallel to a face f of K (\vec{v} is on the great circle γ_f).

parameterized by (\vec{v}, θ) , where θ is the rotation of the projected silhouette within the image plane $h_{\vec{v}}$. We refer to (\vec{v}, θ) as the *view* of K . See Figure 6.

As we vary \vec{v} and θ , we want to keep track of the leftmost and rightmost vertices of the projected silhouette (in the x -direction), and of the topmost and bottommost vertices (in the y -direction, all with respect to the coordinate frame within $h_{\vec{v}}$). We succeed when we find a projection (in direction \vec{v}), followed by a rotation (by θ), for which the x -difference between the rightmost and leftmost vertices is at most a and the y -difference between the topmost and bottommost vertices is at most b . We reiterate that this is indeed the property that we need: It takes place in a slanted plane $h_{\vec{v}}$ with respect to an artificial coordinate frame within that plane, but using a suitable rotation of $h_{\vec{v}}$ we can make it horizontal and its coordinate frame parallel to the standard xy -frame. A subsequent suitable translation then brings the projected silhouette to within W , as desired.

Fix a face φ of \mathcal{A}_0 , and let w_1, w_2, \dots, w_m denote the cyclic sequence of the vertices of the projected silhouette, say in counterclockwise order, for views in φ . If the current leftmost vertex is some w_j , then it remains leftmost as long as neither of the two adjacent edges $w_{j-1}w_j$ and w_jw_{j+1} becomes y -vertical. (Recall that ‘leftmost’ and ‘ y -vertical’ are with respect to the artificial frame within $h_{\vec{v}}$.) The views (\vec{v}, θ) at which an edge e of K , say, $w_{j-1}w_j$ is y -vertical comprise a two-dimensional surface ρ_e in the three-dimensional space $V = \mathbb{S}^2 \times \mathbb{S}^1$ of views (\vec{v}, θ) . See Figure 8.

The discussion so far has been for views that have a combinatorially fixed silhouette. However, to make the algorithm for finding a sliding motion more efficient, we consider all possible silhouettes ‘at once’, using the following approach. After forming the aspect-graph arrangement \mathcal{A}_0 , as defined above, we replace each great circle γ_f on \mathbb{S}^2 by the cylindrical surface $\gamma_f^* = \gamma_f \times \mathbb{S}^1$, and collect these surfaces into a set Γ , of cardinality $O(n)$. Then, for each edge e of K (regardless of whether it is a silhouette edge or not), we form the surface ρ_e , as just defined, and collect these surfaces into a set Σ , of cardinality n . We now form the three-dimensional arrangement $\mathcal{A} = \mathcal{A}(\Gamma \cup \Sigma)$ (note that all the surfaces of $\Gamma \cup \Sigma$ are two-dimensional). As is easily verified, for each three-dimensional cell τ of \mathcal{A} , the projected silhouette of K , and its leftmost, rightmost, topmost and bottommost vertices (we refer to

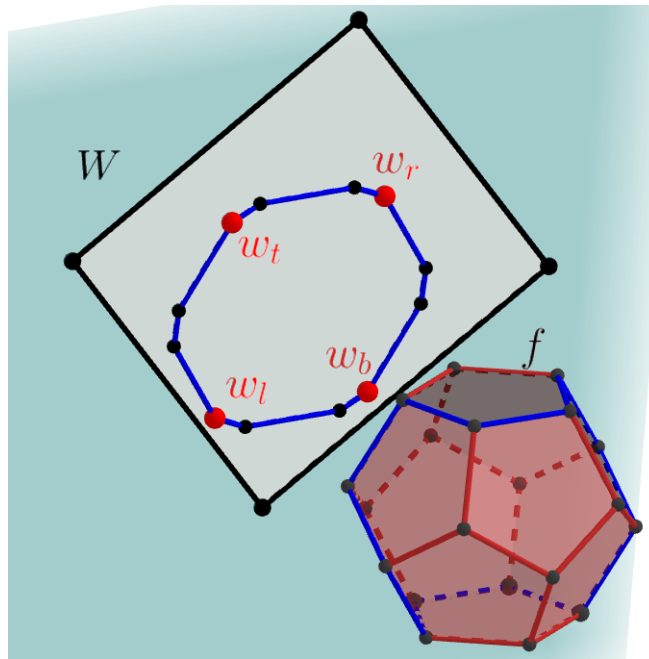


Figure 7: A view of K . To simplify the visualization, we rotate the containing window W rather than the projected silhouette. The leftmost, rightmost, topmost and bottommost vertices are highlighted.

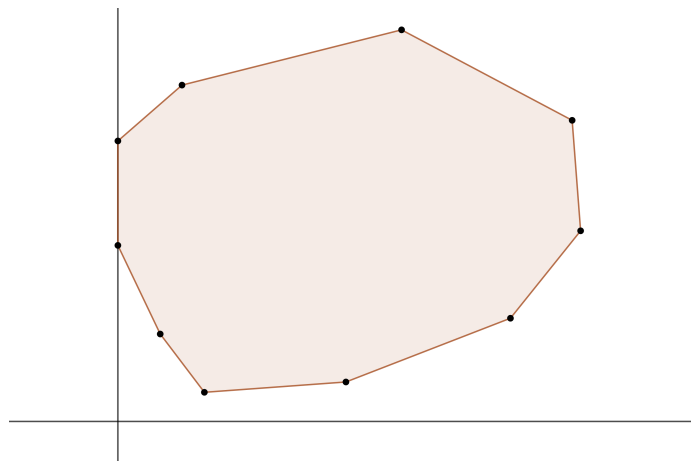


Figure 8: A discrete change of the leftmost vertex of the projected silhouette.

them collectively as the *extreme* vertices of the projected silhouette) are fixed for all views in τ . Since $|\Gamma \cup \Sigma| = O(n)$, the complexity of \mathcal{A} is $O(n^3)$.

To obtain a representation that is easy to process further, we construct the *vertical decomposition* of \mathcal{A} , which we denote as $\text{VD}(\mathcal{A})$. It is a decomposition of the three-dimensional cells of \mathcal{A} into a total of nearly cubic number of prism-like subcells (that we simply call prisms). See Sharir and Agarwal [27, Section 8.3] for more details. A sharp bound on its complexity (i.e., the number of prisms) is $O(n^2 \lambda_s(n))$, for some constant s (a sharp estimation of the value of s is not given in this paper), where $\lambda_s(n)$ is the maximum length of a Davenport–Schinzel sequence of order s on n symbols; see [27]. The vertical decomposition can be constructed in time $O(n^2 \lambda_s(n) \log n)$ [4].

We now iterate over all prisms of $\text{VD}(\mathcal{A})$. For each prism τ , we retrieve the four extreme vertices of the projected silhouette, which are fixed for all views in τ , and check whether there is a view in τ for which these vertices, and thus all of the projected silhouette, fit into W (after suitable rotation and translation of W , as discussed above). To do so, denote these leftmost, rightmost, topmost and bottommost vertices as w_l , w_r , w_t and w_b , respectively. The x -coordinates x_{w_l} , x_{w_r} of w_l and w_r , and the y -coordinates y_{w_t} , y_{w_b} of w_t and w_b (within $h_{\vec{v}}$) are functions of (\vec{v}, θ) . We need to determine whether the region

$$S = S(w_l, w_r, w_t, w_b) := \{(\vec{v}, \theta) \in \mathbb{S}^2 \times \mathbb{S}^1 \mid x_{w_r}(\vec{v}, \theta) - x_{w_l}(\vec{v}, \theta) \leq a, y_{w_t}(\vec{v}, \theta) - y_{w_b}(\vec{v}, \theta) \leq b\},$$

which is exactly the region of views (\vec{v}, θ) at which W contains a (rotated and translated) copy of the projected silhouette with these four specific vertices as the extreme vertices of the projection, has a nonempty intersection with τ . Since S and τ are semialgebraic regions of constant complexity, this test can be performed, in a suitable (and standard) model of real algebraic computation, in constant time [10]. Summing over all prisms τ , the overall cost of these tests is proportional to the complexity of $\text{VD}(\mathcal{A})$, namely it is $O(n^2 \lambda_s(n))$.

To complete the description of the algorithm, we now consider the task of computing the four extreme vertices w_l , w_r , w_b and w_t of the silhouette, or, more precisely, the four (fixed) vertices of K that project to them, for each cell c of \mathcal{A} . As an easy by-product of the construction of $\text{VD}(\mathcal{A})$, each of its prisms can be associated with the cell of \mathcal{A} containing it, so the four extreme vertices will also be available for each prism of $\text{VD}(\mathcal{A})$.

By the nature of the surfaces forming \mathcal{A} , the projection of each cell c of \mathcal{A} onto \mathbb{S}^2 is fully contained in a single cell $\rho = \rho(c)$ of the two-dimensional aspect-graph arrangement \mathcal{A}_0 . For each such cell ρ , the discrete nature of the silhouette, as a cyclic sequence of vertices (and edges) of K , is fixed for every $\vec{v} \in \rho$ and for any $\theta \in \mathbb{S}^1$. Although we can do it faster, we simply iterate over the $O(n^2)$ cells of \mathcal{A}_0 , and for each cell ρ , compute the silhouette in $O(n)$ time, in brute force (by picking an arbitrary point \vec{v} in ρ , and by examining each edge of K for being part of the silhouette in direction \vec{v}). The overall cost of this step is thus $O(n^3)$.

Consider now a cell c of \mathcal{A} , and let $\rho = \rho(c)$ be the cell of \mathcal{A}_0 that contains the \mathbb{S}^2 -projection of c . Let (u_1, u_2, \dots, u_m) denote the cyclic counterclockwise sequence of vertices of K that forms the silhouette for directions in ρ , and let w_i denote the \mathbb{S}^2 -projection of u_i , for $i = 1, \dots, m$. Since the vertices of K inducing w_l , w_r , w_b and w_t are fixed over c , it suffices to compute them for a fixed arbitrary view in c . We thus fix such a view (\vec{v}, θ) , and proceed as follows.

For each i , define the “derivative” of the silhouette at w_i to be the pair of vectors

$$(\mathbf{w}_i^-, \mathbf{w}_i^+) = (\overrightarrow{w_{i-1}w_i}, \overrightarrow{w_iw_{i+1}}),$$

where the vectors are represented in the coordinate frame induced by (\vec{v}, θ) in a plane orthogonal to \vec{v} , and where addition and subtraction of indices is modulo m . The extreme vertices w_l, w_r, w_b, w_t partition the silhouette into (at most) four subsequences: S_1 , between w_r and w_t , S_2 , between w_t and w_l , S_3 , between w_l and w_b , and S_4 , between w_b and w_r (see Figure 9), so that, for $w_i \in S_1$ (resp., S_2, S_3, S_4) both vectors $\mathbf{w}_i^-, \mathbf{w}_i^+$ lie in the second (resp., third, fourth, first) quadrant. For w_r (resp., w_t, w_l, w_b), the vectors lie, respectively, in the first and second (resp., second and third, third and fourth, fourth and first) quadrants.³

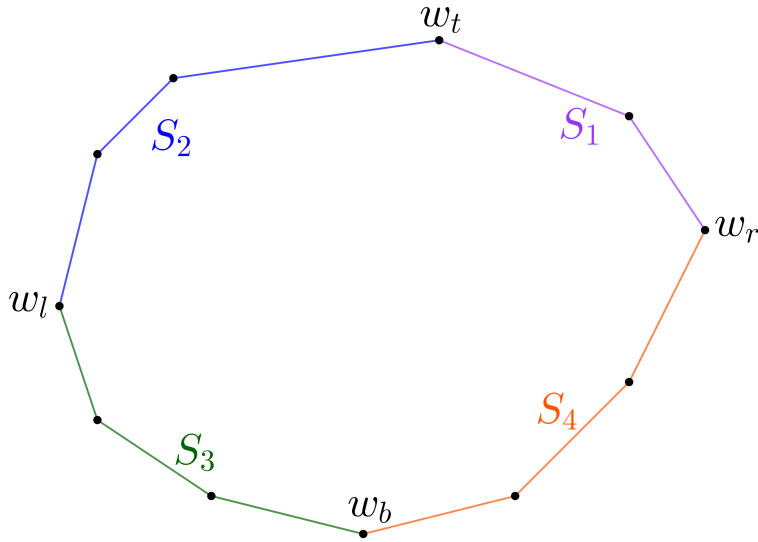


Figure 9: The sub-silhouettes S_1 (purple), S_2 (blue), S_3 (green), S_4 (orange). The extreme vertices w_r, w_t, w_l, w_b delimit these sub-silhouettes and are highlighted.

Using these observations, we find the four extreme vertices using binary search, as follows. We break the silhouette sequence into two linear subsequences at w_1 and $w_{m/2}$, and find the extreme vertices in each subsequence. Consider the subsequence $(w_1, w_2, \dots, w_{m/2})$. We compute the derivatives at w_1 and at $w_{m/2}$, and thereby identify the two respective sub-silhouettes that contain these vertices. Suppose for specificity that w_1 lies in S_1 and $w_{m/2}$ lies in S_3 . Then we know that our subsequence contains (only) w_t and w_l , and we can find each of them by a straightforward binary search, using the derivatives to guide the search. We apply similar procedures in each of the other cases, and for the second subsequence $(w_{m/2}, w_{m/2+1}, \dots, w_1)$.

In conclusion, it takes $O(\log n)$ time to find the extreme vertices for each cell of \mathcal{A} , and thus also for each prism of $\text{VD}(\mathcal{A})$, for a total running time of $O(n^2 \lambda_s(n) \log n)$.

³We gloss here over the easy special cases of degeneracy, in which the extreme vertices are not all distinct. In such cases some of the sub-silhouettes S_1, \dots, S_4 might be empty, and the rules for identifying the extreme vertices need to be adjusted.

2.4 An improved algorithm for sliding motions

We next present an improved, albeit more involved algorithm that solves the problem of finding a sliding motion of K , if one exists, in time $O(n^{8/3}\text{polylog}(n))$.

The problem of finding a direction \vec{v} in which we can slide K through W is equivalent to the problem of finding a placement of W on some plane h such that the projected silhouette of K on h is contained in W , which in turn is equivalent to verifying that all the vertices of K are projected into that placement of W .

An equivalent way of checking for the latter characterization is to look for two unit vectors x and y (which will be the directions of the axes of W in the desired placement; note that h is spanned by x and y) that satisfy:

- (i) x and y are perpendicular to each other.
- (ii) For every segment e connecting two vertices of K we have $\langle x, e \rangle \leq a$.
- (iii) For every segment e connecting two vertices of K we have $\langle y, e \rangle \leq b$.

(Note that since we go over all unordered pairs of vertices of K in (ii), (iii), we actually require that $|\langle x, e \rangle| \leq a$ and $|\langle y, e \rangle| \leq b$ for each such segment e .) Every inequality in (ii) defines a halfspace that has to contain x . We intersect those $O(n^2)$ halfspaces, to obtain a convex polytope Q of complexity $O(n^2)$, and intersect Q with the unit sphere \mathbb{S}^2 to obtain the admissible region A of the vectors x that satisfy (ii), in $O(n^2 \log n)$. We apply the same procedure for y using the suitable collection of halfspaces in (iii), and obtain the admissible region B for the vectors y that satisfy (iii), also in $O(n^2 \log n)$. To satisfy also (i), we need to check whether there exist an orthogonal pair of vectors $x \in A, y \in B$. We use the following lemma.

Lemma 2.4 *Let S_A denote the set of all vertices of A , and let T_A denote the set of the points that are closest locally to the north pole of \mathbb{S}^2 along each circular arc of the boundary of A . (By choosing a generic direction for the north pole of \mathbb{S}^2 we may assume that T_A is finite and $|S_A \cup T_A| = O(n^2)$.) Define similarly the sets S_B, T_B . If there exist an orthogonal pair $(x, y) \in A \times B$ then there exist such an orthogonal pair so that either $x \in S_A \cup T_A$ or $y \in S_B \cup T_B$.*

Proof. We refer to an orthogonal pair in $A \times B$ as a *good pair*. Let (x, y) be a good pair such that x is as close to the boundary of A as possible. If there are multiple pairs with this property, pick the one in which x is the closest to the north pole. If there are still multiple pairs, pick an arbitrary pair among them. By continuity and the compactness of A and B , it is easy to show that such a “minimal pair” exist.

Several cases can arise:

1. x or y is one of the desired vertices. In this case we are done.
2. Both x and y lie in the interiors of A and B , respectively. In this case they can be moved slightly together in any direction, while maintaining their mutual orthogonality. In particular, x can get closer to the boundary of A so (x, y) is not the minimal pair.

3. x is on the boundary of A , and y is in the interior of B . Since we are not in Case 1, x lies in the relative interior of an edge of ∂A and is not the point on that edge that is closest to the north pole. Then we have two available directions to move (x, y) slightly such that x remains on the same edge. One of these directions brings x to a point closer to the north pole, so (x, y) is not the minimal pair.
4. y is on the boundary of B (as in Case 3 we may assume that y lies in the relative interior of an edge of ∂B). In this case we fix x and move y along the great circle C_x of points perpendicular to x . Recall that y is on an edge of B , which is a circular arc γ . Every halfspace of the intersection contains the origin, so B is contained in the bigger portion C^+ (bigger than a hemisphere) of \mathbb{S}^2 that is bounded by the circle C containing γ . Since C_x is a great circle, it is bigger than C , so when moving y along C_x in at least one of the two possible directions, y enters C^+ (this is always true, regardless of the size of C_x , when the circles cross one another at y ; the fact that C_x is larger is needed when they are tangent at y), so it enters the interior of B . Now we are in one of the cases 2, 3 that we have already settled.

Having covered all possible cases, this completes the proof of the lemma. \square

We iterate over the points of $S_A \cup T_A$. For each such point v let C_v be the great circle of vectors perpendicular to v , and let \mathcal{C} denote the collection of these $O(n^2)$ great circles. We face the problem of determining whether any great circle in \mathcal{C} crosses B . This is the same as determining whether any great circle in \mathcal{C} crosses an arc of ∂B . This is a variant of the batched range searching paradigm, and we present next a detailed solution for this case. We apply a fully symmetric procedure to the collection of great circles orthogonal to the points of $S_B \cup T_B$ and to A . If we find a valid intersection it gives us a valid orthogonal pair. Otherwise, such a pair does not exist.

Detecting an intersection between the great circles of \mathcal{C} and the boundary arcs of B . We apply a central projection (from the center of \mathbb{S}^2) onto some plane, say a horizontal plane h lying below \mathbb{S}^2 (with a generic choice of the coordinate frame, we may assume that none of the points in $S_A \cup T_A \cup S_B \cup T_B$ are on the great circle that is parallel to h). This is a bijection of the open lower hemisphere onto h , in which (the lower portions of) great circles are mapped to lines, and (the lower portions of) circular arcs are mapped to arcs of conic sections (ellipses, parabolas, hyperbolas, or straight lines). This transforms the problem into a batched range searching problem, in which we have a set L of $M = O(n^2)$ lines (which arise from the great circles orthogonal to the points of $S_A \cup T_A$) and a set E of $N = O(n^2)$ pairwise disjoint arcs of conic sections (which are the projections of the arcs forming the boundary of B), and the goal is to determine whether any line in L crosses any arc in E . We note that the halfspaces from which we obtain B come in pairs that are symmetric to each other about the origin, so restricting the problem to the lower hemisphere incurs no loss of generality. We also note that there might be situations in which one of the great circles is fully contained in B , but these cases are easy to detect, e.g., by picking an arbitrary point on each great circle and checking whether it belongs to B , using a suitable point-location data structure on B .

To simplify the presentation, we assume that the arcs of E are elliptic arcs; handling the cases of parabolic or hyperbolic arcs is done in essentially the same manner.

Orient all the lines of L from left to right. We may assume that all the arcs in E are x -monotone (otherwise we break each arc that is not x -monotone at its leftmost and rightmost points, into at most three x -monotone subarcs). We orient all these (sub)arcs also from left to right. We also treat separately *convex* arcs, namely arcs for which the tangent directions turn counterclockwise as we traverse them from left to right, and *concave* arcs, for which the tangent directions turn clockwise. The treatments of these two subfamilies are fully symmetric, so we only consider the case of convex arcs.

A line ℓ intersects a convex x -monotone arc γ of some ellipse e , both oriented as above, if and only if one of the following conditions holds.

- (i) The two endpoints of γ lie on different sides of ℓ . See Figure 10(i).
- (ii) The two endpoints of γ lie to the left of ℓ and ℓ intersects e . For this to happen, γ must have a tangent that is parallel to ℓ . That is, the slope of ℓ must lie between the slopes of the tangents to γ at its endpoints. When all these conditions hold, it suffices to require that ℓ lies to the left of the right tangent to e with the same slope of ℓ . See Figure 10(ii,iii).

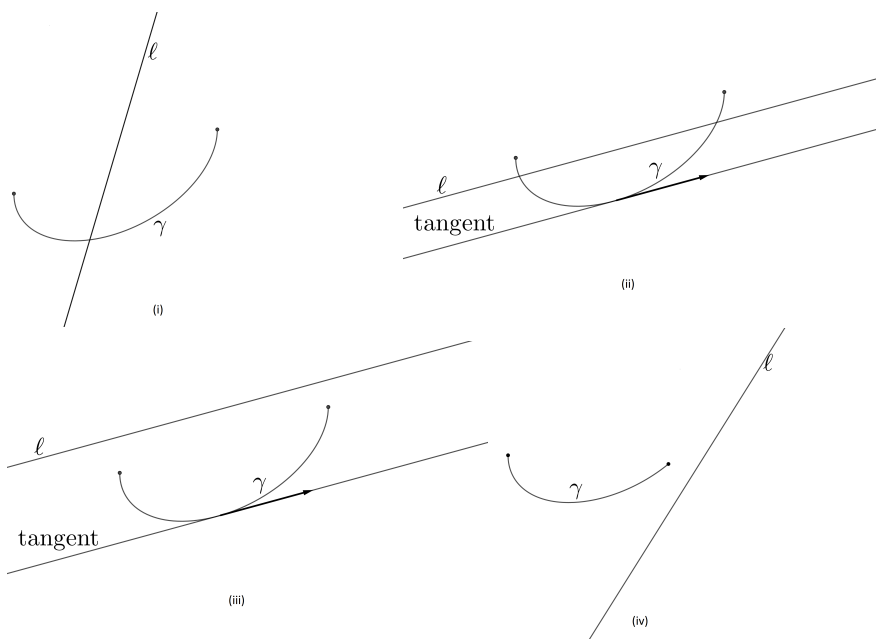


Figure 10: A line ℓ intersecting a convex x -monotone elliptic arc γ : (i) The two endpoints of γ lie on different sides of ℓ . (ii) The two endpoints lie to the left of ℓ and ℓ lies to the left of the parallel tangent to the arc. (iii) The two endpoints lie to the right of ℓ (and then there is no intersection). (iv) The two endpoints lie to the left of ℓ but γ has no tangent parallel to ℓ (and then there is no intersection).

To test for intersections of type (i), we use a two-level data structure, where each level is a standard tree-like range searching structure for points and halfplanes (see [1, 2]). The first level collects the arcs that have one endpoint to the right of ℓ , and the second level tests whether any of these arcs has its other endpoint to the left of ℓ . Using the standard

machinery for point-halfplane range searching (see, e.g., [1, Theorem 6.1], and also [2]), this takes time $O(M^{2/3}N^{2/3}\text{polylog}(M+N)) = O(n^{8/3}\text{polylog}(n))$.

To test for intersections of type (ii), we use a four-level data structure, where, as before, the first two levels are standard range searching structures for points and halfplanes, so that the first level collects the arcs that have their left endpoint to the left of ℓ , and the second level collects, from among the arcs in the output of the first level, those arcs that have their right endpoint also to the left of ℓ . The third level is a one-dimensional segment tree on the interval ranges of the slopes of the tangents to the arcs, and it collects those arcs whose tangent-slope range contains the slope of ℓ . Finally, the fourth level tests whether any of the arcs is such that its tangent that is parallel to ℓ passes to the right of ℓ .

To implement the fourth level, we note that the lines that are tangent to the ellipse e and have slope a can be written as $y = ax + \varphi_e^-(a)$ and $y = ax + \varphi_e^+(a)$, with $\varphi_e^-(a) < \varphi_e^+(a)$, where $\varphi_e^-(a)$ and $\varphi_e^+(a)$ are algebraic functions of constant degree that depend on e . If ℓ has the equation $y = ax + b$ then we need to test whether there exists an ellipse e such that $b > \varphi_e^-(a)$. We thus compute the lower envelope of the functions φ_e^- in time nearly linear in the number of arcs, and then, given a line $y = ax + b$, we test whether the point (a, b) lies above the envelope, in logarithmic time.

It is easy to see that in this case too, the overall cost is $O(n^{8/3}\text{polylog}(n))$. In conclusion, we have shown:

Theorem 2.5 *Given K and W as above, we can determine whether K can slide through W in a collision-free manner, and, if so, find such a sliding motion, in time $O(n^{8/3}\text{polylog}(n))$.*

We are not aware of any published result that solves the specific problem at hand, of determining whether any great circle in \mathcal{C} crosses B , with comparable running time. A different solution, with a similar performance bound, was suggested to us by Pankaj Agarwal, and we thank him deeply for the useful interaction concerning this problem.

We end this section with the interesting challenge of improving the algorithm. A concrete way of doing this would be to argue that not all the features of $S_A \cup T_A$ and B need to be taken into account in the batched range searching step. We again thank Pankaj Agarwal for raising this issue.

3 Unbounded windows

In this section we consider the variant in which W is an infinite slab in the xy -plane, bounded by, say, two vertical lines $x = 0$ and $x = a$. We refer to such a window as a *gate*. We show:

Theorem 3.1 *Let K be a convex polytope that can be moved by some collision-free rigid motion through a gate W . Then there exists a sliding collision-free motion of K through W .*

We can therefore apply the machinery of Theorem 2.5, and conclude that we can determine whether K can be moved through W by a collision-free motion, in time $O(n^{8/3}\text{polylog}(n))$.

Proof. We start by giving a brief sketch of the proof, and then go in to the full details. By projecting the moving polytope K and W onto the xz -plane, W projects to the interval $g := [0, a] \times \{0\}$, and K projects to a time-varying convex polygon that starts from a placement that lies in the upper halfplane $z > 0$ and reaches a placement that lies in the lower halfplane $z < 0$. For technical reasons, we approximate K by a smooth convex body, and reduce the problem to the case where K is smooth and convex.

At any time t during the motion, the projected planar region $\pi(K(t))$ (where $K(t)$ is the placement of K at time t) meets g at some interval $I(t)$ (we ignore the prefix and suffix of the motion where $K(t)$ does not yet meet, or no longer meets W). We consider the two tangents to $\pi(K(t))$ at the endpoints $\kappa^-(t)$, $\kappa^+(t)$ of $I(t)$, and note that, at the beginning of the motion, the wedge that these tangents form and that contains $K(t)$ points upwards, and at the end of the motion it points downwards; see Figure 11.

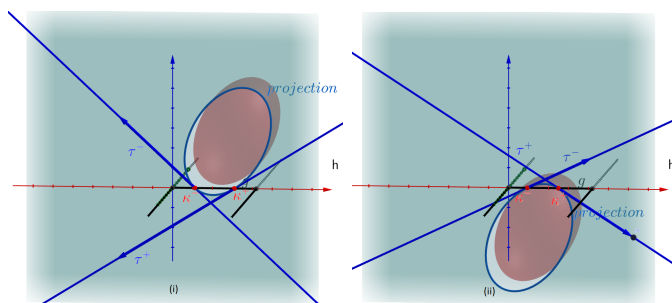


Figure 11: Moving the projection of K through g . Left: At the beginning of the crossing of g , the tangents $\tau^-(t)$ and $\tau^+(t)$ ‘open up’ (with respect to their sides that contain $K(t)$). Right: At the end of the crossing, they ‘open down’.

Since the tangents vary continuously (because $K(t)$ is always smooth), there must be a time t_0 at which the two tangents are parallel to each other, and thus span a slab σ (in the xz -plane) whose width is clearly $\leq a$. See Figure 12. The Cartesian product of σ and the y -axis yields a slab σ^* in \mathbb{R}^3 , whose cross-section with the xy -plane is contained in W . This in turn implies that K can slide through W , and completes the proof.

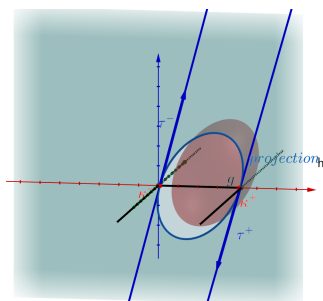


Figure 12: The critical instance t_0 where the tangents at $\kappa^-(t_0)$ and at $\kappa^+(t_0)$ become (anti-)parallel.

In more detail, we proceed as follows. Continue to assume that K is smooth; we will later use a compactness argument to extend the result to convex polytopes.

As in the short version of the proof, let then K be an arbitrary compact convex body in \mathbb{R}^3 , let h denote the xz -plane, and let $g := h \cap W$, which is the segment $0 \leq x \leq a$, $z = 0$ within h . The two complementary rays to g within the x -axis form the only obstacles within h . Let π denote the orthogonal projection of 3-space onto h .

Assume that K can be moved through W by an arbitrary collision-free rigid motion, which we represent as a continuous map on $[0, 1]$ (a ‘time interval’), where, for each $t \in [0, 1]$, $K(t)$ denotes the placement of K at time t during the motion. For each $t \in [0, 1]$, $\partial\pi(K(t))$ is the projection of the silhouette of $K(t)$ on h . It is a time-varying convex region within h , whose shape is not rigidly fixed. For a convex polytope K , the projected silhouette $\partial\pi(K(t))$ is a time-varying convex polygon.

We have the following property, whose easy proof is omitted.

Lemma 3.2 *The motion $t \mapsto K(t)$ is collision-free, and moves K through W from a placement $K(0)$ in the upper halfspace to a placement $K(1)$ in the lower halfspace, if and only if the map $t \mapsto \pi(K(t))$ is collision-free within h , and moves the (time-varying) projection $\pi(K(t))$ through g from the placement $\pi(K(0))$ in the upper halfplane $z > 0$ to the placement $\pi(K(1))$ in the lower halfplane $z < 0$.*

We note that in Lemma 3.2 the body K is not required to be smooth, but this requirement is needed for the proof of the following theorem.

Theorem 3.3 *Let K be a smooth compact convex body that can be moved, by a collision-free rigid motion, through W from a placement in the upper halfspace $z > 0$ to a placement in the lower halfspace $z < 0$. Then there exists a sliding collision-free motion of K through W .*

Proof. Let K be as in the theorem, and let $t \mapsto K(t)$ be a collision-free rigid motion that takes K through W , as in the theorem statement. For each t , $\pi(K(t))$ is also smooth (as a planar convex region). Put $\kappa(t) := \pi(K(t)) \cap g$, which is a subsegment of g (by assumption, and by Lemma 3.2, the intersection of $\pi(K(t))$ with the x -axis is always fully contained in g). $\kappa(t)$ is empty at the beginning and at the end of the motion, namely during some prefix interval and some suffix interval of $[0, 1]$ (if the motion is ‘crazy’ enough, $\kappa(t)$ might also be empty during some other inner intervals of $[0, 1]$). Nevertheless, since $\pi(K(t))$ crosses g from side to side, there must exist at least one closed maximal connected interval $I = [t_1, t_2]$ within $[0, 1]$ such that $\kappa(t) \neq \emptyset$ for all $t \in I$, and such that $\kappa(t_1)$ and $\kappa(t_2)$ are singletons, so that $\kappa(t_1)$ (resp., $\kappa(t_2)$) is the z -lowest (resp., z -highest) point of $\pi(K(t_1))$ (resp., of $\pi(K(t_2))$). See Figure 11 for an illustration.

Denote, for $t \in I$, the left and right endpoints of $\kappa(t)$ by $\kappa^-(t)$ and $\kappa^+(t)$, respectively, and let $\tau^-(t)$ (resp., $\tau^+(t)$) denote the tangent to $\pi(K(t))$ at $\kappa^-(t)$ (resp., at $\kappa^+(t)$), where we orient both tangents so that $\pi(K(t))$ lies to their right.

Since $\pi(K(t))$ is smooth, the two tangents are well defined and unique. Moreover, since the motion of $K(t)$ is continuous, so is the ‘motion’ of $\pi(K(t))$, and this is easily seen to imply that the directions $\mu^-(t)$ of $\tau^-(t)$, and $\mu^+(t)$ of $\tau^+(t)$ are also continuous functions of t .

Consider the map $\varphi(t)$ that maps $t \in I$ to the counterclockwise angle between $\mu^-(t)$ and $\mu^+(t)$. The map is undefined at t_1 and at t_2 , but we assume that it is defined everywhere

in the interior of I (as would be the typical situation—see the comment made earlier). $\varphi(t)$ is clearly a continuous function. For t slightly larger than t_1 , $\varphi(t)$ has a small positive value, and for t slightly smaller than t_2 , $\varphi(t)$ is close to 2π . It follows, by continuity, that there exists $t_0 \in I$ for which $\varphi(t_0) = \pi$, that is, the two tangents at $\kappa^-(t_0)$ and at $\kappa^+(t_0)$ are parallel to each other. This means that $\pi(K(t_0))$ is contained in the slab σ , within h , bounded by the two tangent lines. This in turn implies that $K(t_0)$ is contained in the three-dimensional slab S which is the Cartesian product of σ and the y -axis. Moreover, the intersection of S with the xy -plane is a y -vertical slab that is contained in W (see Figure 12 for an illustration). This in turn means that, if we fix the orientation of K to be that of $K(t_0)$, we can slide K within S through W (note that there are infinitely many ways to do so, each with its own y -component of the sliding direction). This completes the proof. \square

We now continue with the proof of Theorem 3.1. To extend Theorem 3.3 to the case where K is a polytope, we use the following approximation scheme. Let D be some ball fully contained in K , with center c and radius ρ . For each $\delta > 0$, let L_δ be the Minkowski sum of K and a ball centered at the origin with radius δ , and define a map f_δ on \mathbb{S}^2 , so that, for each $\vec{v} \in \mathbb{S}^2$, $f_\delta(\vec{v}) = (1 - \delta)g(\vec{v}) + \delta\rho$, where $g(\vec{v})$ is the distance from c to ∂L_δ in direction \vec{v} . Define K_δ to be

$$\{c + tf_\delta(\vec{v})\vec{v} \mid \vec{v} \in \mathbb{S}^2, t \in [0, 1]\},$$

scaled down by a factor of $1 + \delta$. See Figure 13 for an illustration.

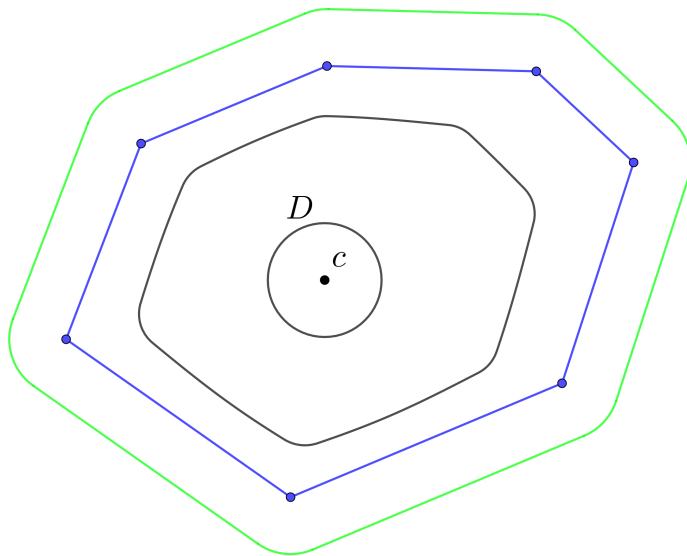


Figure 13: A two-dimensional illustration of the scheme for approximating a convex polytope by smooth strongly convex bodies: the convex polygon (blue), Minkowski sum with a small circle (green) and K_δ (black).

It is easily seen that K_δ is a smooth compact strongly convex object that is contained in K , and that $K_\delta \rightarrow K$ as $\delta \rightarrow 0$, in the sense that the Hausdorff distance between K and

K_δ tends to zero. Clearly, if K can be moved through W (by an arbitrary collision-free rigid motion), then so can K_δ .

For each $\delta > 0$, apply Theorem 3.3 to K_δ , to obtain a direction \vec{v}_δ and a rotation θ_δ orthogonal to \vec{v}_δ so that there is a sliding collision-free motion of K_δ in direction \vec{v}_δ from its view $(\vec{v}_\delta, \theta_\delta)$ through W . By compactness of \mathbb{S}^2 , there exists a sequence $\delta_i \downarrow 0$ such that \vec{v}_{δ_i} converges to some direction \vec{v} in \mathbb{S}^2 , and θ_{δ_i} converges to some rotation θ . By continuity, it follows that there exists a sliding collision-free motion of K through W in direction \vec{v} from its view (\vec{v}, θ) .

This completes the proof of Theorem 3.1. \square

We can therefore apply the machinery of Theorem 2.5, and conclude that we can determine whether K can be moved through W by a collision-free motion in time $O(n^{8/3}\text{polylog}(n))$.

We note that strong convexity of the approximating body is not needed for the analysis in this section, but only in the following Sections 4 and 5. To avoid duplication, we have used the same scheme for approximating a convex polytope, for the analysis both here and in the subsequent sections.

4 From passing through an arbitrary convex window to sliding through a gate

In this section we prove a similar yet different property of a convex polytope passing through an arbitrary compact planar convex window, not necessarily rectangular.

Theorem 4.1 *Let W be an arbitrary compact convex region in the xy -plane. Let K be a convex polytope that can be moved by some collision-free motion (possibly full rigid motion, with six degrees of freedom) through W , and let d be the diameter of W (the maximum distance between any pair of points in W). Let h be an arbitrary plane, and let K_h be the orthogonal projection of K on h . Then K_h can be rigidly placed between two parallel lines at distance d . That is, for any fixed direction \vec{v} , K can slide, from its (arbitrary) initial placement, in direction \vec{v} through a gate of width d , in a plane perpendicular to \vec{v} .*

We provide two different topology-based proofs of Theorem 4.1, both presented in full detail at the end of this section. We start by sketching one of these proofs. But first here is an interesting corollary of the theorem.

Corollary 4.2 *If K can be moved through a rectangular window W of dimensions $a \times b$ by some collision-free motion, then K can slide through a rectangle of dimensions $\min(a, b) \times \sqrt{a^2 + b^2}$.*

Proof. Assume without loss of generality that $a < b$. Since K can move through a rectangle of dimensions $a \times b$, it can also move through the gate, of width a , $[0, a] \times \mathbb{R}$ (in the xy -plane). Now project K on the yz -plane, and apply Theorem 4.1, to conclude that the projection of K can be placed in a slab in the yz -plane, bounded by two parallel lines l_1, l_2 at distance $\sqrt{a^2 + b^2}$ apart (which is the diameter of W). Rotate 3-space around the x -axis so as to make l_1 and l_2 vertical (parallel to the z -direction). Now the projected silhouette

of K on the xy -plane is contained in a rectangle of dimensions $a \times \sqrt{a^2 + b^2}$, so K can slide (vertically down) through this rectangle. See Figure 14 for an illustration. \square

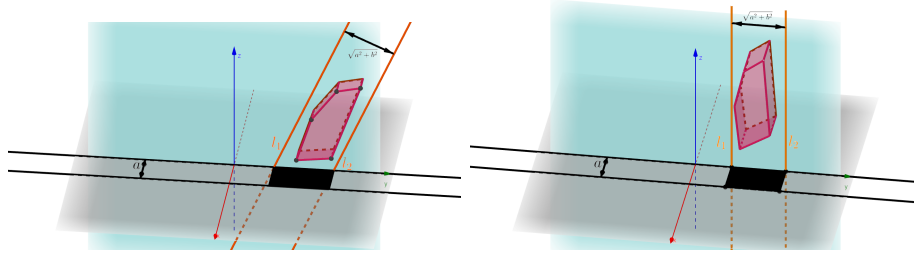


Figure 14: K can slide through a rectangle of dimensions $a \times \sqrt{a^2 + b^2}$. Left: The projection of K on the xy -plane is contained in a gate of width a (the black lines), and the projection of K on the yz -plane is contained between the lines l_1, l_2 (orange). Right: After rotating K around the x -axis, l_1, l_2 are perpendicular to the xy -plane and the projection of K on the xy -plane is contained in the desired rectangle.

Two proofs of Theorem 4.1. Similar to the previous section, we first prove the theorem for smooth strongly convex compact bodies, and then extend the result to polytopes the same way as before. Consider the motion of K , now assumed to be a smooth, strongly convex, and compact body, during the time interval $[0, 1]$. Assume that at $t = 0$ (resp., at $t = 1$), K lies fully above (resp., below) the xy -plane.

First proof. Fix some direction \vec{v} , and let $C = C(\vec{v})$ denote the silhouette of K when viewed in direction \vec{v} . Let h be some plane orthogonal to \vec{v} , and let π_h denote the orthogonal projection onto h . Parameterize a point $u \in C$ by the orientation θ of the tangent at $\pi_h(u)$ to $K_h := \pi_h(K)$ which is well defined since K is smooth, and let γ_h be the inverse of π_h ; that is, $\gamma_h(\theta)$ is the unique point $u \in C$ such that $\pi_h(u) = \theta$. Since K is assumed to be strongly convex, K_h is also strongly convex, and γ is a well-defined and continuous function on \mathbb{S}^1 . We extend γ to a bivariate function $\gamma^* : \mathbb{S}^1 \times [0, 1] \mapsto \mathbb{R}^3$, so that $\gamma^*(\theta, t)$ is the position (in the ambient 3-space) of $\gamma(\theta)$ at time t during the motion of K .

Let $\delta : \mathbb{S}^1 \times [0, 1] \mapsto \mathbb{R}$ be the function $\delta(\theta, t) = z(\gamma^*(\theta, t))$, namely, the z -coordinate of the corresponding point $\gamma(\theta)$ of C at time t . Note that at time $t = 0$ (resp., at time $t = 1$), δ is positive (resp., negative) at each θ , since K lies fully above (resp., below) the xy -plane at that time. Put $M := \max_{\theta \in \mathbb{S}^1} \delta(\theta, 0)$ and $m := \min_{\theta \in \mathbb{S}^1} \delta(\theta, 1)$. By our assumptions, $M > 0$ and $m < 0$.

The functions $\delta_0(\theta) = \delta(\theta, 0)$ and $\delta_1(\theta) = \delta(\theta, 1)$ are defined and continuous on \mathbb{S}^1 , and we extend each of them to the closed unit disk \mathcal{B}^1 bounded by \mathbb{S}^1 , in polar coordinates, which, for technical reasons, we write in reverse order as (θ, r) , by

$$\begin{aligned} \delta_0^*(\theta, r) &= r\delta_0(\theta) + (1-r)M \\ \delta_1^*(\theta, r) &= r\delta_1(\theta) + (1-r)m. \end{aligned}$$

It is easily checked that these extensions are well defined and continuous over \mathcal{B}^1 . Moreover, $\delta_0^*(\theta, r) > 0$ and $\delta_1^*(\theta, r) < 0$ for every θ .

We now take our function δ , which is so far defined on the side surface S of the cylinder $\mathbb{S}^1 \times [0, 1]$, and extend it to the entire boundary $S^* := S \cup B_0 \cup B_1$ of the cylinder, so that

δ coincides with δ_0^* on the base B_0 of the cylinder at $t = 0$, and with δ_1^* on the base B_1 at $t = 1$. Clearly, the extended δ is well defined and continuous over S^* .

To simplify the forthcoming analysis, we identify S^* with the unit sphere \mathbb{S}^2 , which we parameterize by (θ, z) , where $\theta \in \mathbb{S}^1$ is the horizontal orientation of the point on \mathbb{S}^2 and z is its z -coordinate (so θ is not well defined at the north and south poles of \mathbb{S}^2). We use the simple homeomorphism f that maps a point $(\theta, t) \in S$ to $(\theta, t - 1/2) \in \mathbb{S}^2$, maps a point $(\theta, r) \in B_0$ to $(\theta, -1 + r/2) \in \mathbb{S}^2$, and maps a point $(\theta, r) \in B_1$ to $(\theta, 1 - r/2) \in \mathbb{S}^2$. See Figure 15 for an illustration. In what follows, we will mostly use \mathbb{S}^2 to represent S^* , except for a few technical observations.

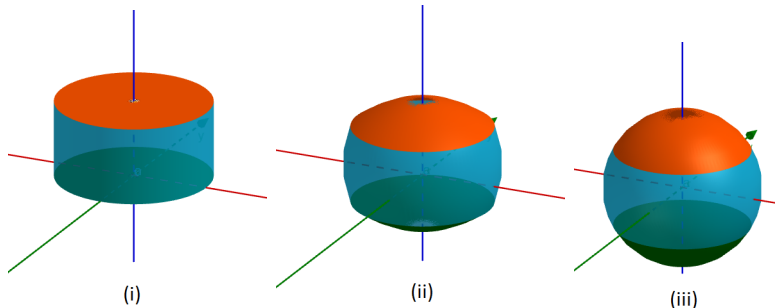


Figure 15: Identifying S^* with the unit sphere \mathbb{S}^2 . B_0 is shown in green, B_1 in orange, and S in light blue. In (i) S^* is depicted, in (ii) an intermediate snapshot of the deformation is shown, for visual convenience, and in (iii) the final unit ball is shown, divided into the three parts that correspond to B_0 , S and B_1 .

Define a function G from \mathbb{S}^2 to \mathbb{R}^2 by

$$G(\theta, z) = (\delta(\theta, z), \delta(\theta + \pi, z)), \quad \text{for } (\theta, z) \in \mathbb{S}^2.$$

Our goal is to show that $G(\mathbb{S}^2)$ contains the origin. Note that, by construction, $G(f(B_0))$ is fully contained in the positive quadrant $Q_1 := \{(x, y) \mid x, y > 0\}$, and $G(f(B_1))$ is fully contained in the negative quadrant $Q_3 := \{(x, y) \mid x, y < 0\}$. Thus, if $G(\mathbb{S}^2)$ contains the origin then so does $G(f(S))$. Once this property is established, it provides us with a pair (θ, z) such that $\delta(\theta, z) = \delta(\theta + \pi, z) = 0$, which means that there are two antipodal points $u, v \in C$ that pass through W simultaneously. Therefore their distance must be at most the diameter of W , and hence also the distance between the parallel tangent planes through them, which is a slab parallel to \vec{v} of width at most d that contains K , as asserted.

Assume to the contrary that $G(\mathbb{S}^2)$ does not contain the origin. Then we can normalize G to the function

$$H(\theta, z) := \frac{G(\theta, z)}{\|G(\theta, z)\|}, \quad \text{for } (\theta, z) \in \mathbb{S}^2,$$

which maps \mathbb{S}^2 continuously to the unit circle \mathbb{S}^1 . The function G , and thus also the function H , are symmetric with respect to the line $y = x$ in \mathbb{R}^2 , meaning that

$$\begin{aligned} G(\theta + \pi, z) &= \Sigma(G(\theta, z)), & \text{for } (\theta, z) \in \mathbb{S}^2, & \text{ and thus also} \\ H(\theta + \pi, z) &= \Sigma(H(\theta, z)), & \text{for } (\theta, z) \in \mathbb{S}^2, \end{aligned}$$

where Σ is the reflection about $y = x$, that is, $\Sigma(x, y) = (y, x)$.

We now use the property that the real line is a *covering space* of \mathbb{S}^1 , in the specific (and easily verified) sense that the continuous map $p : \mathbb{R} \mapsto \mathbb{S}^1$, given by $p(x) = e^{2\pi ix}$, for $x \in \mathbb{R}$, is surjective, and, for each $\zeta \in \mathbb{S}^1$, there exists an open neighborhood U of ζ such that $p^{-1}(U)$ is the disjoint union of open sets in \mathbb{R} , each of which is mapped homeomorphically to U by p . The map p is called the *covering map*.

A well known property of covering spaces is the *lifting property* (reviewed, e.g., in [17]; see also [16]), a special case of which asserts, in the specific context used here, that, if φ is any continuous map from \mathbb{S}^2 to \mathbb{S}^1 then φ can be *lifted* to a map $\psi : \mathbb{S}^2 \mapsto \mathbb{R}$, so that $p \circ \psi = \varphi$. (Technically, this property holds when the domain of φ (and ψ), which is \mathbb{S}^2 in our case, is path connected, locally path connected, and simply connected, conditions that are trivially satisfied by \mathbb{S}^2 . Hence the lifting ψ does indeed exist.)

Applying the lifting property to the function H , we get a continuous mapping $T : \mathbb{S}^2 \mapsto \mathbb{R}$, such that $p \circ T = H$, so we have the property that

$$p(T(\theta + \pi, z)) = \Sigma(p(T(\theta, z))), \quad \text{for } (\theta, z) \in \mathbb{S}^2.$$

As is easily checked, we have $\Sigma(e^{iy}) = e^{i(\pi/2-y)}$, and therefore, for a point $x \in \mathbb{R}$, we have

$$\begin{aligned} \Sigma(p(x)) &= \Sigma(e^{2\pi ix}) = e^{\pi i/2 - 2\pi ix} = p(1/4 - x), \quad \text{so} \\ p(T(\theta + \pi, z)) &= p(1/4 - T(\theta, z)), \quad \text{for } (\theta, z) \in \mathbb{S}^2. \end{aligned}$$

This in turn implies, by the definition of p , that

$$T(\theta + \pi, z) = 1/4 + k_{\theta, z} - T(\theta, z),$$

for some integer $k_{\theta, z}$. However, since T is continuous, there must be a single integer k such that $k_{\theta, z} \equiv k$ for all θ and z . That is, we have

$$T(\theta + \pi, z) + T(\theta, z) = 1/4 + k, \quad \text{for all } (\theta, z) \in \mathbb{S}^2. \quad (2)$$

By an easy application of the mean-value theorem (which is also a special case of the Borsuk-Ulam theorem in dimension 1), there exist θ_0 and θ_1 such that, recalling that the value $z = -1/2$ (resp., $z = 1/2$) corresponds to points on the lower (resp., upper) circle bounding S ,

$$\begin{aligned} T(\theta_0 + \pi, -1/2) &= T(\theta_0, -1/2) \\ T(\theta_1 + \pi, 1/2) &= T(\theta_1, 1/2). \end{aligned}$$

Substituting in (2), we get

$$T(\theta_0, -1/2) = T(\theta_1, 1/2) = 1/8 + k/2.$$

However, by construction, $H(\theta_0, -1/2)$ lies in the first quadrant Q_1 , and $H(\theta_1, 1/2)$ lies in the third quadrant Q_3 . Hence we have $T(\theta_0, -1/2) \in (0, 1/4) + \mathbb{Z}$ and $T(\theta_1, 1/2) \in (1/2, 3/4) + \mathbb{Z}$, but $1/8 + k/2$ can belong to only one of these sets (depending on whether k is even or odd). This contradiction shows that $G(\mathbb{S}^2)$, and thus also $G(f(S))$, contains the origin, as asserted.

So far the proof was for smooth strongly convex compact bodies. The extension to the case of a convex polytope K is done exactly as in the proof of Theorem 3.1. \square

Second proof. We provide an alternative proof of Theorem 4.1, and we are grateful to Boris Aronov for providing to us its main ingredients.

We use the same notations as in the first proof. Similar to that proof, the following, slightly more generally stated proposition is the main technical tool that we need.

Proposition 4.3 *Let $G: S \rightarrow \mathbb{R}^2$ be a continuous map, interpreted as the homotopy of the closed curve $\delta_0: \mathbb{S}^1 \rightarrow Q_1 \subset \mathbb{R}^2$, given by $\theta \mapsto G(\theta, 0)$, to the closed curve $\delta_1: \mathbb{S}^1 \rightarrow Q_3 \subset \mathbb{R}^2$, given by $\theta \mapsto G(\theta, 1)$. In addition, suppose that G is symmetric, in the sense that $G(\theta + \pi, t) = \Sigma(G(\theta, t))$, for all $\theta \in \mathbb{S}^1$ and $t \in [0, 1]$. Then there exist $\theta \in \mathbb{S}^1$, $t \in \mathbb{R}$ that satisfy $G(\theta, t) = O$, that is, G cannot miss the origin.*

Proof. Clearly, if $G(\theta, t) = O$ then we also have $G(\theta + \pi, t) = O$. Hence it suffices to show that there exists (θ, t) in $D := [0, \pi] \times [0, 1]$ (half the side surface of the cylinder) such that $G(\theta, t) = O$. Let Π be the image of D under G .

Consider the curve $\gamma_0: [0, 1] \rightarrow S$ defined by $t \mapsto (0, t)$, and its image Γ_0 under G , i.e., $\Gamma_0(t) = G(0, t) \in \mathbb{R}^2$. Let γ_1 and Γ_1 be defined similarly by $\gamma_1(t) := (\pi, t)$, so that $\Gamma_1(t) = G(\pi, t)$. Let γ'_1 and Γ'_1 be the reverses of γ_1 and Γ_1 , respectively — the same curves traversed in reverse direction.

Additionally, let $\zeta_0, \zeta_1: [0, \pi] \rightarrow S$ be the “half-circles” defined by $\theta \mapsto (\theta, 0)$ and $\theta \mapsto (\theta, 1)$, respectively, and $Z_i := G \circ \zeta_i$, for $i = 0, 1$. Let ζ'_0 and Z'_0 be the reverses of ζ_0 and Z_0 , respectively. See Figure 16 for an illustration.

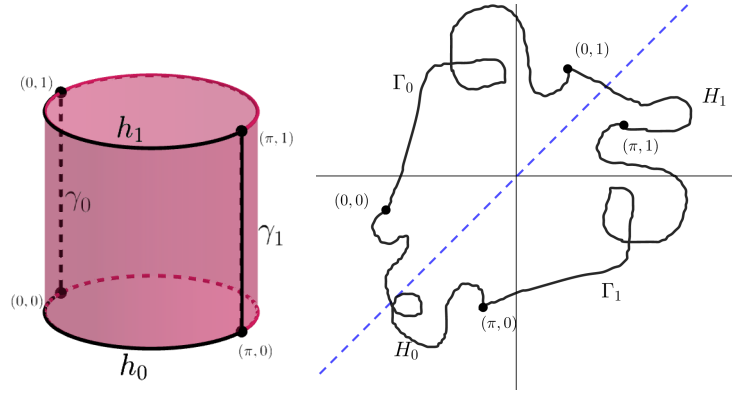


Figure 16: The boundary of half the cylinder is mapped to a closed loop with a nonzero winding number around the origin. Note that γ_0 and γ_1 are symmetric about the axis of the cylinder, and therefore $\Gamma_0 = \Sigma(\Gamma_1)$.

Concatenating γ_0 , ζ_1 , γ'_1 , and ζ'_0 in this order, we obtain a closed loop ℓ in S , which is the boundary of D , and its corresponding image $L := G(\ell)$ in the plane. By construction, ℓ bounds the topological disk $[0, \pi] \times [0, 1]$ in S , and L is a closed loop in \mathbb{R}^2 . We prove below that, if $O \notin L$, then L has a non-zero winding number around O . Given this property, we claim that O must lie in $\Pi = G([0, \pi] \times [0, 1])$. Indeed, if $O \notin \Pi$ then Π is contained in the punctured plane at the origin. Since L has a nonzero winding number around O , it is homotopic, within Π , to a curve obtained by looping around the origin a nonzero number of times. This curve is not homotopy-trivial—it is not homotopic to a point (within Π). On

the other hand, ℓ is clearly homotopy-trivial within D , and therefore $L = G(\ell)$ is homotopic to a single point within $G(D) = \Pi$, a contradiction that establishes the proposition. \square

To complete the proof, we thus show:

Claim 4.4 *In the notation of the above proof, if L misses O , then the winding number of L around O is non-zero.*

Proof. Let $\arg(x, y)$ be the clockwise angle that the vector (x, y) makes with the positive x -axis and let, for a section λ of L , $\Delta\lambda$ be the integral of the change in $\arg \lambda(t)$ as t traces out λ from start to finish.

We will compute the winding number of L around the origin by breaking L into sections λ , computing the angle change $\Delta\lambda$ for each section, and adding up the numbers.

Let $\alpha := \arg G(0, 0) \in (0, \pi/2)$. Then by Σ -symmetry $\arg G(\pi, 0) = \pi/2 - \alpha$. Similarly, put $\beta := \arg G(0, 1) \in (\pi, 3\pi/2)$, so that $\arg G(\pi, 1) = 5\pi/2 - \beta \in (\pi, 3\pi/2)$. Since $Z_0 \subset Q_1$ (so Z_0 cannot wind around O), $\Delta Z_0 = \arg G(\pi, 0) - \arg G(0, 0) = (\pi/2 - \alpha) - \alpha = \pi/2 - 2\alpha$ and $\Delta Z'_0 = -\Delta Z_0 = 2\alpha - \pi/2$. Similarly, since $Z_1 \subset Q_3$, $\Delta Z_1 = \arg G(\pi, 1) - \arg G(0, 1) = (5\pi/2 - \beta) - \beta = 5\pi/2 - 2\beta$.

Γ_0 connects $G(0, 0)$ to $G(0, 1)$, so $\Delta\Gamma_0 = \arg G(0, 1) - \arg G(0, 0) + 2\pi k = \beta - \alpha + 2\pi k$, for some integer k , over which we have no control as we do not know how many times Γ_0 winds around the origin (we use here the assumption that Γ_0 avoids the origin). Because of Σ -symmetry, we must have $\Delta\Gamma_1 = -\Delta\Gamma_0$ and therefore $\Delta\Gamma'_1 = -\Delta\Gamma_1 = \Delta\Gamma_0$.

To summarize, the total change of the angle around L is equal to

$$\begin{aligned} \Delta\Gamma_0 + \Delta Z_1 + \Delta\Gamma'_1 + \Delta Z'_0 &= 2\Delta\Gamma_0 + \Delta Z_1 + \Delta Z'_0 \\ &= 2(\beta - \alpha + 2\pi k) + (5\pi/2 - 2\beta) + (2\alpha - \pi/2) \\ &= 2\pi(2k + 1). \end{aligned}$$

In particular, the total angle is not zero, no matter what the value of the integer k is, thereby completing the proof.

The remainder of the argument, namely that Proposition 4.3 implies the theorem, and the extension to the case of convex polytopes, is done exactly as in the first proof, thereby completing this second proof of the theorem. \square

5 Purely translational motions

In this section we study the case of translational motion. We show in Section 5.1 that purely translational motions of K through a rectangular window W are not more powerful than sliding, in the sense that if a translational motion exists then a sliding motion exists as well, with the same orientation as that of the translational motion. In Section 5.2 we consider the case where the orientation of K is prescribed and we wish to find a sliding motion while maintaining the prescribed orientation. We also give a near-linear time algorithm for planning a purely translational motion of K through an arbitrary flat (not necessarily convex) polygonal window with a constant number of edges.

5.1 Translational motion implies sliding

We prove the following theorem, which is, in a sense, a strengthening of Lemma 2.1.

Theorem 5.1 *If K can be moved through a rectangular window W by a purely translational collision-free motion in some fixed orientation Θ , then K can be moved through W , possibly from some other starting position, by sliding while keeping the same orientation Θ .*

Proof. Again, we first carry out the proof for the case where K is a smooth compact strongly convex body in three dimensions, and then extend the proof to the case where K is a convex polytope. When K translates through W , its projection on the xz -plane is a fixed convex region that translates through the interval g on the x -axis, which is the x -projection of W . Recall that we denote the projection on the xz -plane by π . By the analysis in Section 3, there is a time t during the motion at which the tangents to $\pi(K(t))$ at the endpoints of $g \cap \pi(K(t))$ become parallel, and form, when extended in the y -direction, a (possibly slanted) slab S that is orthogonal to the xz -plane, and that contains the placement of K at time t , so that the intersection of S with the xy -plane is a y -vertical strip of width at most a , whose x -projection is contained in that of W . Applying the same argument to the yz -plane (swapping the x - and y -directions), we get another time t' at which K is contained in another slab S' , orthogonal to the yz -plane, whose intersection with the xy -plane is an x -horizontal strip of width at most b , whose y -projection is contained in that of W (see Figure 17).

Hence, the intersection $\tau = S \cap S'$ is a (slanted) prism, whose cross-section with the xy -plane is a rectangle contained in W . Moreover, as is easily verified, τ contains some translated copy K_0 of K . Hence, K can slide through W from its placement K_0 in the unbounded direction of τ .

The case where K is a convex polytope can be handled by the same limiting argument given in the proof of Theorem 3.1. \square

We remark that, by Lemma 2.1, the above lemma also implies that K can also slide through W in the z -direction, from a different initial placement, possibly in a different orientation.

Theorem 5.1 together with Lemma 2.1 imply the following

Corollary 5.2 *If K can be moved through a rectangular window W by a purely translational collision-free motion, then K can be moved through W , possibly from some other (translated and rotated) starting position, by sliding in the z -direction.*

This leads to an efficient algorithm, with running time $O(n^{8/3} \text{polylog}(n))$ (Section 2.4), for finding a translational motion for K through W , if one exists, in the form of sliding in the z direction, possibly at a different orientation. If that algorithm notifies that no such sliding motion exists, then it follows from Corollary 5.2 that there is no translational motion for K through W , at any orientation.

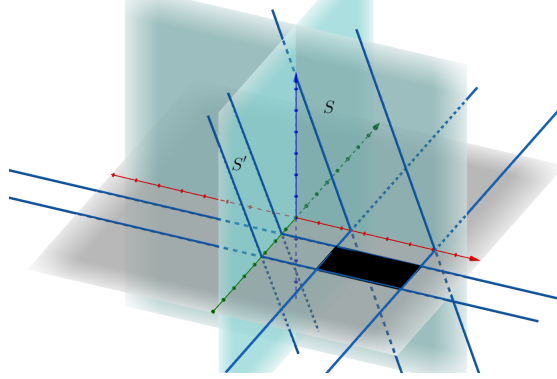


Figure 17: Some translated copy of K is contained within a slab S perpendicular to the xz -plane, and some other translated copy of K is contained in a slab S' perpendicular to the yz -plane, so that the x -projection of the intersection of S with the xy -plane is contained in that of W , and the y -projection of the intersection of S' and the xy -plane is contained in that of W . We can thus translate K to a placement contained in the prism $S \cap S'$, from which K can slide through the intersection of $S \cap S'$ and the xy -plane (the black rectangle, which is contained in W).

5.2 Prescribed orientation

We now address a more restricted case where we are given a prescribed orientation Θ and we wish to find a purely translational motion for K with this orientation. We denote the polytope K at orientation Θ (ignoring translations) by K^Θ .

Notice that the algorithms of Section 2 are not immediately useful for answering the prescribed-orientation question. The algorithm of Section 2.3 gives us all the orientations of K in which it can vertically slide through the window, while the algorithm of Section 2.4 gives us some orientations with a valid vertical sliding. But in either case these do not necessarily include the desired orientation Θ , which may require sliding in a different direction.

We designate an arbitrary vertex v of K^Θ as a reference point. Since the existence of a purely translational motion implies a sliding motion, we may require the output of the prescribed-orientation motion-planning algorithm to be a sliding motion, expressed as a line L in space such that K^Θ slides through W while v moves along L , or an indication that no translational motion for K^Θ exists.

Theorem 5.3 *Given an orientation Θ , we can determine whether a translational motion for K^Θ through the rectangular W exists, and if so find a sliding line for K^Θ through W in $O(n)$ time.*

Proof. Let $\pi(K^\Theta)$ denote the orthogonal projection of K^Θ onto the xz -plane. We compute $\pi(K^\Theta)$ by traversing K^Θ from the topmost vertex to the bottommost vertex, in $O(n)$ time.

As before, let g denote the projection of W onto the x -axis. The proof of Theorem 5.1 (based on the analysis in Section 3) shows that if there is a translational motion for K^Θ through W then there is a horizontal chord γ of $\pi(K^\Theta)$ with endpoints p_ℓ and p_r such that the length of the chord is not greater than a (the length of g) and such that there exist

tangents to $\pi(K^\Theta)$ at p_ℓ and p_r that are parallel. Such a chord, if exists, can be found in $O(n)$ time, and it will give us the slab S of the proof of Theorem 5.1. By an analogous procedure for the projection of K^Θ onto the yz -plane, we obtain the slab S' of the theorem. If one of the two chords does not exist, then we conclude that there is no translational motion for K^Θ through W . Otherwise, we consider the intersection $\tau = S \cap S'$, which is a (slanted) prism. We then place a copy of K^Θ inside τ , and let L be the line through the reference vertex v that is parallel to the unbounded direction of τ . The theorem follows. \square

Finally, we observe that, for an arbitrary polygonal window W with a constant number of edges, we can find a translational motion for K^Θ through W (or determine that no such motion exists) in $O(n \log n)$ time. More generally, we have:

Theorem 5.4 *Let W be an arbitrary (not necessarily convex) polygonal window with k edges, lying in the xy -plane. Given a prescribed orientation Θ of K , we can determine whether a translational motion for K^Θ through W exists, and, if so, find such a motion, in $O(nk \log k \log kn)$ randomized expected time.*

Proof. We triangulate the complement of W within the xy -plane into $s = O(k)$ triangles A_1, \dots, A_s with pairwise disjoint relative interiors. We then construct the three-dimensional free configuration space \mathcal{F} for the translational motion of K^Θ through W , using the technique of Aronov and Sharir [3]. This technique asserts that the combinatorial complexity of \mathcal{F} is $O(Nk \log k)$, where N is the overall complexity of the individual Minkowski sums $A_i \oplus (-K^\Theta)$, and that \mathcal{F} can be constructed by a randomized algorithm in $O(Nk \log k \log N)$ expected time. As the complexity of each Minkowski sum $A_i \oplus (-K^\Theta)$ is $O(n)$, with an absolute constant of proportionality, we have $N = O(kn)$, implying that the complexity of \mathcal{F} is $O(nk^2 \log k)$, and that \mathcal{F} can be computed in $O(nk^2 \log k \log nk)$ expected time. We now take an arbitrary point p^+ (resp., p^-) in \mathcal{F} that represents a configuration where K^Θ is fully contained in the positive halfspace $z > 0$ (resp., in the negative halfspace $z < 0$), and check whether p^+ and p^- lie in the same connected component of \mathcal{F} . If indeed they lie in the same connected component of \mathcal{F} , we use the vertical decomposition of \mathcal{F} constructed by the algorithm to extract a motion path for K through W within the same time bound. \square

6 Rotations are needed

So far we have considered versions of the problem in which we were able to show that the existence of an arbitrary collision-free motion of K through W implies that K can also slide through W (or, in one instance, through another window related to W). However, perhaps not very surprisingly, this is not the case in general. We show in this and the following section that in general rotations are needed to obtain a collision-free motion of the polytope through the window.

Lemma 6.1 *Let W be a square window with side length $\sqrt{5}$. Let $A = (0, 0, 0), B = (1, 3, 0), C = (1, 0, h), D = (0, 3, h)$ be four points, where $h \gg 1$ is a sufficiently large parameter, and let K be the tetrahedron $ABCD$ (see Figure 18). Then*

1. K cannot pass through W by any purely translational collision-free motion (for sufficiently large $h \gg 1$).
2. K can pass through W by a collision-free motion with only two degrees of freedom: translating in the z -direction combined with rotation around a z -vertical axis (for any value of $h > 0$).

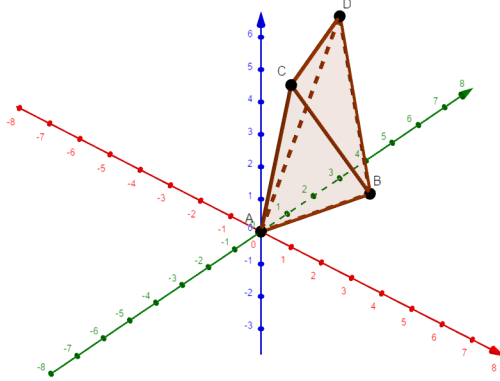


Figure 18: The tetrahedron $K = ABCD$.

Proof. (1) Assume to the contrary that there exists a purely translational motion of K through W . By Theorem 5.1, there exists some placement K_0 of K from which K can slide through W in the negative z -direction. Let $\pi(K_0)$ denote the vertical projection of K_0 onto the xy -plane. By the theorem, $\pi(K_0)$ can be rigidly placed inside W . Since we assume h to be very large, it follows that, when transforming K to K_0 , the z -vertical direction turns by only a very small angle, for otherwise $\pi(K_0)$ would be very long and would not fit into such a square. More formally, for every $\varepsilon > 0$ there exists h_0 such that for every $h > h_0$ the angle by which the z -axis turns from K to K_0 is at most ε . As ε decreases to zero, the lengths of the projections of the segments AB, CD grow to $\sqrt{10}$, which is their original length, and the angle between them converges to some $0 < \phi < \frac{\pi}{2}$ (the exact angle is the angle obtained when the z -axis remains the same, which is then $\phi = 2 \sin^{-1} \frac{1}{\sqrt{10}}$). Therefore, the projection $\pi(K_0)$ is the convex hull of two segments of length sufficiently close to $\sqrt{10}$, which is the diagonal of W , where the angle between them is sufficiently far from 0, $\pi/2$. Hence $\pi(K_0)$ cannot be placed inside a square with side length $\sqrt{5}$. This contradiction establishes the first part of the theorem.

(2) We move W instead of K , allowing it only to translate in the z -direction (so it always remains horizontal), and simultaneously rotate around its center (so the motion of W has only two degrees of freedom). More concretely, the center of W moves up along the line $x = 1/2, y = 3/2$. We parameterize the motion by a parameter $c \in [0, 1]$, so that at time

c , W lies on the plane $z = ch$ and its center is at $(1/2, 3/2, ch)$. See Figure 19(left) for a schematic top view of K .

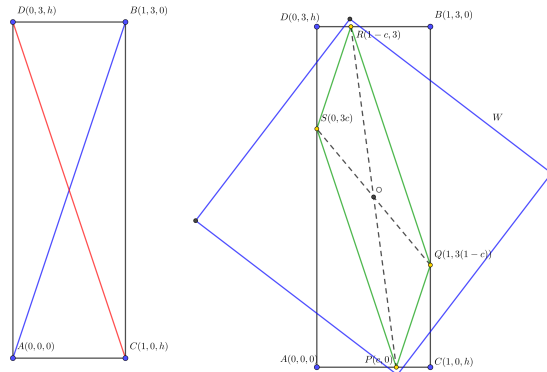


Figure 19: Placing the cross section of K inside W . Left: A schematic top view of K . Right: The cross section of K at time c (green), and a copy of W that contains it.

The cross section K_c of K at time c is shown (in green) in Figure 19(right). It is a quadrilateral $PQRS$, with $P = (c, 0)$, $Q = (1, 3(1 - c))$, $R = (1 - c, 3)$ and $S = (0, 3c)$. We place W around K_c so that PR lies at the middle of one diagonal of W (so W keeps rotating to align with this rotating segment). It is clear that the motion of W is continuous, and it remains to show that K_c always lies in (the placement at height ch , with the aligned diagonals, of) W .

It suffices to show that, at any time c during the motion, ΔPRS is contained in the isosceles right triangle with hypotenuse PR (this triangle is half of W , and the argument for the complementary half and for ΔPQR is fully symmetric). For this, it suffices to show that each of the angles $\angle SPR$, $\angle SRP$ is smaller than $\pi/4$. Note that the edges of $PQRS$ have fixed slopes, namely 3 and -3 , as they are parallel to the xy -projections of AB and CD . This implies that $\tan \angle SPQ = \tan \angle SRQ = \frac{3}{4} < 1$, so $\angle SPQ = \angle SRQ < \pi/4$. We have thus shown that K can move through W by (the dual version of) this motion, of translation in the z -direction combined with horizontal rotation. \square

7 The case of a circular window

In this section we study the case where W is a circular window. There are (at least) three possible types of motion of K through W : sliding, purely translational motion, and general motion with all six degrees of freedom. In this section we show that these types are not equivalent, as spelled out in the following theorem.

Theorem 7.1 *Let K be the regular tetrahedron of side length 1. Then there exist two threshold parameters $1 > \delta_1 \approx 0.901388 > \delta_2 \approx 0.895611$, so that, denoting by d the diameter of W , we have:*

- (i) K can slide through W if $d \geq 1$.

- (ii) K cannot slide through W , but can pass through W by a purely translational motion, if $\delta_1 \leq d < 1$.
- (iii) K cannot pass through W by a purely translational motion, but can pass through W by a general motion, if $\delta_2 \leq d < \delta_1$.
- (iv) K cannot pass through W at all if $d < \delta_2$.

Proof.

K can slide through W if $d \geq 1$. (i) In this case K can slide through W , because K can be enclosed in a cylinder of diameter 1, whose axis is orthogonal to two opposite edges of K .

No sliding of K is possible when $d < 1$. This claim follows by showing that any circular cylinder that contains K must have diameter at least 1. The analysis below is taken from [18], and is given here for the sake of completeness.

For any four vectors $\vec{v}_1, \vec{v}_2, \vec{v}_3, \vec{v}_4$ the following identity holds:

$$\frac{1}{2} \sum_{i=1}^4 \sum_{j=1}^4 |\vec{v}_i - \vec{v}_j|^2 = 3 \sum_{i=1}^4 |\vec{v}_i|^2 - 2 \sum_{1 \leq i < j \leq 4} \langle \vec{v}_i, \vec{v}_j \rangle = 4 \sum_{i=1}^4 |\vec{v}_i|^2 - \left| \sum_{i=1}^4 \vec{v}_i \right|^2.$$

Let K be the tetrahedron whose vertices are:

$$\begin{aligned} \vec{v}_1 &= \frac{1}{\sqrt{24}}(0, 0, 3), & \vec{v}_2 &= \frac{1}{\sqrt{24}}(\sqrt{8}, 0, -1), \\ \vec{v}_3 &= \frac{1}{\sqrt{24}}(-\sqrt{2}, \sqrt{6}, -1), & \vec{v}_4 &= \frac{1}{\sqrt{24}}(-\sqrt{2}, -\sqrt{6}, -1). \end{aligned}$$

It is indeed a regular tetrahedron of side length 1:

$$\begin{aligned} |\vec{v}_1 - \vec{v}_2|^2 &= \frac{1}{24}(8 + 16) = 1, & |\vec{v}_1 - \vec{v}_3|^2 &= \frac{1}{24}(2 + 6 + 16) = 1, \\ |\vec{v}_1 - \vec{v}_4|^2 &= \frac{1}{24}(2 + 6 + 16) = 1, & |\vec{v}_2 - \vec{v}_3|^2 &= \frac{1}{24}(18 + 6) = 1, \\ |\vec{v}_2 - \vec{v}_4|^2 &= \frac{1}{24}(18 + 6) = 1, & |\vec{v}_3 - \vec{v}_4|^2 &= \frac{1}{24}(24) = 1. \end{aligned}$$

Represent vectors in our 3-dimensional space as 3×1 column vectors. By some more algebra, we obtain

$$\begin{aligned} \sum_{i=1}^4 \vec{v}_i \vec{v}_i^T &= \\ &= \frac{1}{24} \left[\begin{pmatrix} 0 & 0 & 0 \\ 0 & 0 & 0 \\ 0 & 0 & 9 \end{pmatrix} + \begin{pmatrix} 8 & 0 & -\sqrt{8} \\ 0 & 0 & 0 \\ -\sqrt{8} & 0 & 1 \end{pmatrix} \right] + \\ &+ \frac{1}{24} \left[\begin{pmatrix} 2 & -\sqrt{12} & \sqrt{2} \\ -\sqrt{12} & 6 & -\sqrt{6} \\ \sqrt{2} & -\sqrt{6} & 1 \end{pmatrix} + \begin{pmatrix} 2 & \sqrt{12} & \sqrt{2} \\ \sqrt{12} & 6 & \sqrt{6} \\ \sqrt{2} & \sqrt{6} & 1 \end{pmatrix} \right] = \end{aligned}$$

$$\frac{1}{24} \begin{pmatrix} 12 & 0 & 0 \\ 0 & 12 & 0 \\ 0 & 0 & 12 \end{pmatrix} = \frac{1}{2} I_3.$$

Therefore, for any unit vector \vec{n} the following equation is satisfied:

$$\sum_{i=1}^4 \langle \vec{v}_i, \vec{n} \rangle^2 = \sum_{i=1}^4 |\vec{v}_i^T \vec{n}|^2 = \sum_{i=1}^4 \text{Tr} \left((\vec{v}_i \vec{v}_i^T) \cdot (\vec{n} \vec{n}^T) \right) = \frac{1}{2} \text{Tr}(\vec{n} \vec{n}^T) = \frac{1}{2}.$$

Note that $\sum_{i=1}^4 v_i = 0$, and hence:

$$\sum_{1 \leq i < j \leq 4} \langle \vec{n}, \vec{v}_i - \vec{v}_j \rangle^2 = \frac{1}{2} \sum_{i=1}^4 \sum_{j=1}^4 \langle \vec{n}, \vec{v}_i - \vec{v}_j \rangle^2 = 4 \sum_{i=1}^4 \langle \vec{n}, \vec{v}_i \rangle^2 = 2.$$

Assume that the smallest cylinder that contains K has diameter d . Let h be a plane perpendicular to the axis of the cylinder, let \vec{n}_1, \vec{n}_2 be two orthogonal unit vectors in h , let \vec{u}_i be the projection of \vec{v}_i on h , for $1 \leq i \leq 4$, and put $\vec{l}_{ij} = \vec{u}_i - \vec{u}_j$. It is easy to see that

$$|\vec{l}_{ij}|^2 = |\vec{u}_i - \vec{u}_j|^2 = \langle \vec{n}_1, \vec{u}_i - \vec{u}_j \rangle^2 + \langle \vec{n}_2, \vec{u}_i - \vec{u}_j \rangle^2 = \langle \vec{n}_1, \vec{v}_i - \vec{v}_j \rangle^2 + \langle \vec{n}_2, \vec{v}_i - \vec{v}_j \rangle^2.$$

We thus have $\sum_{1 \leq i < j \leq 4} |\vec{l}_{ij}|^2 = 4$. Consider the coordinate system in h whose axes are parallel to \vec{n}_1 and \vec{n}_2 , and whose origin is at the center of the intersection circle of h and the cylinder. In this coordinate system we have $|\vec{u}_i| \leq \frac{d}{2}$ for each i . Note that \vec{l}_{ij} remains the same and that $\sum_{i=1}^4 \vec{u}_i = 0$, as the projection of $\sum_{i=1}^4 \vec{v}_i = 0$, and we thus obtain:

$$\sum_{1 \leq i < j \leq 4} |\vec{l}_{ij}|^2 = \sum_{1 \leq i < j \leq 4} |\vec{u}_i - \vec{u}_j|^2 = 4 \sum_{i=1}^4 |\vec{u}_i|^2 \leq 16 \left(\frac{d}{2} \right)^2 = 4d^2.$$

Finally we get that $4 = \sum_{1 \leq i < j \leq 4} |\vec{l}_{ij}|^2 \leq 4d^2$, so $d \geq 1$, but in our case the diameter of W is strictly smaller than 1. We therefore conclude that K cannot slide through W .

Purely translational motion through a circular window. We next show that a purely translational motion of K through a circular window exists if and only if $d \geq \delta_1 \approx 0.901388$.

Assume for now that the orientation of K is fixed. We claim that K can move through W at this fixed orientation, by a purely translational motion, if and only if every horizontal cross section of K can be enclosed in a disc of diameter d ; that is, the smallest enclosing disc of each cross section has diameter at most d . We refer to this property as the *small diameter property*. The ‘only if’ part of this claim is obvious. We briefly explain the ‘if’ part. Let $K(z)$ be the cross section of K at height h . For every $x \in \partial K(z)$ let c_x be a horizontal circle of diameter d centered at x . That is, all the points within the plane of the cross section whose distance from x is at most $\frac{d}{2}$. Clearly, the intersection $R(z) = \bigcap_{x \in \partial K(z)} c_x$ denotes the set of all available positions for the center of W within that plane, such that it

contains the cross section $K(z)$. $K(z)$ is a continuous function of z in the Hausdorff metric of sets, and hence so is $R(z)$. This is easily seen to imply that we can choose the position of the center of W for every cross section in a way that is continuous in z .

Assume without loss of generality that the initial placement of K is with its lowest vertex at $z = 0$, and let h denote the z -coordinate of the highest vertex. As above, denote by $K(z)$ the cross section of K at height z , for $z \in [0, h]$. Assume without loss of generality that all four vertices have distinct z -coordinates, and that the order of increasing z -coordinates of the vertices is A, B, C, D ; that is, $z_A < z_B < z_C < z_D$.

We claim that the small diameter property holds if and only if it holds for $K(z_B)$ and $K(z_C)$. Indeed, observing that these two cross sections are triangles, assume without loss of generality that the radius ρ of the smallest enclosing disc D_B of $K(z_B)$ is larger than or equal to that of $K(z_C)$. Enclose $K(z_C)$ by some disc D_C of radius ρ , and let E be the convex hull of $D_B \cup D_C$, which is a possibly slanted elliptic cylinder, each of whose horizontal cross sections is a congruent copy of the disc D_B . Since K has no vertices in the open slab $z_B < z < z_C$, it follows that the portion of K within the closed slab $z_B \leq z \leq z_C$ is the convex hull of $K(z_B) \cup K(z_C)$, and is therefore fully contained in E . Hence, for every $z_B < z < z_C$, $K(z)$ is contained in a disc of radius ρ . The cases of the slabs $z_A < z < z_B$ and $z_C < z < z_D$ are argued in the same manner. This establishes our claim.

In other words, we want to find orientations of K for which the (triangular) horizontal cross sections at the two middle vertices of K (in the z -direction) have smallest enclosing discs of diameters smaller than 1.

Denote the cross section $K(z_B)$ through B by BUV , where U is the point $AC \cap K(z_B)$ and V is the point $AD \cap K(z_B)$. Put $x = |AU|$ and $y = |AV|$, so $0 \leq x, y \leq 1$. Similarly, we write the triangular cross section $K(z_C)$ through C as CST , where S is the point $AD \cap K(z_C)$ and T is the point $BD \cap K(z_C)$, and put $z = |SD|$ and $w = |TD|$, so again $0 \leq z, w \leq 1$. See Figure 20 for an illustration. Note that we must have $x > y$ and $w > z$, for otherwise A and D would not have been the two z -extreme vertices of K .

The requirement that these two cross sections be parallel imposes the following relations between x, y, z , and w .

$$\begin{aligned} z &= \frac{x - y}{x} \\ w &= \frac{x - y}{x(1 - y)}. \end{aligned} \tag{3}$$

Indeed, since the two cross sections are parallel, they intersect any plane (not parallel to them) at parallel lines. In particular, we have $UV \parallel CS$ and $TS \parallel BV$, so the triangles AUV and ACS are similar, and so are the triangles DST and DVB . The first similarity implies that

$$x = \frac{AU}{AC} = \frac{AV}{AS} = \frac{y}{AS},$$

so $AS = y/x$, and then

$$z = AD - AS = 1 - AS = \frac{x - y}{x}.$$

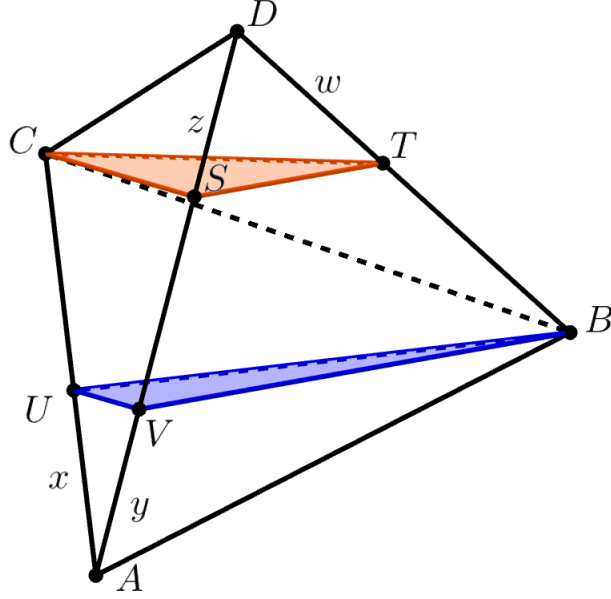


Figure 20: The horizontal cross sections of a regular tetrahedron through its two middle vertices.

The second similarity implies that

$$w = \frac{DT}{DB} = \frac{DS}{DV} = \frac{z}{1-y} = \frac{x-y}{x(1-y)},$$

thus establishing (3).

Note that, once we enforce $x > y$, the second inequality $w > z$ trivially holds.

The goal is then to search for orientations of K and for suitable choices of x and y (and thus of z and w too) for which the two cross sections have smallest enclosing discs of diameters smaller than 1. This is done as follows.

For a triangle Δ of side lengths a, b, c , the circumradius $r(\Delta)$ of Δ is given by the formula

$$r(\Delta) = \frac{abc}{4 \cdot \text{Area}(\Delta)}.$$

The area can be expressed by Heron's formula as

$$\text{Area}(\Delta)^2 = \pi(\pi - a)(\pi - b)(\pi - c),$$

where $\pi = (a + b + c)/2$ is half the perimeter. That is, we have

$$\begin{aligned} \text{Area}(\Delta)^2 &= \frac{1}{16}(a+b+c)(b+c-a)(a+c-b)(a+b-c) \\ &= \frac{1}{16}((a+b)^2 - c^2)(c^2 - (a-b)^2) \\ &= \frac{1}{16}(2a^2b^2 + 2a^2c^2 + 2b^2c^2 - a^4 - b^4 - c^4). \end{aligned}$$

Therefore,

$$r^2(\Delta) = \frac{a^2 b^2 c^2}{2a^2 b^2 + 2a^2 c^2 + 2b^2 c^2 - a^4 - b^4 - c^4}. \quad (4)$$

Assume that the triangles BUV and CST are both acute, so their smallest enclosing discs coincide with their circumscribing discs. Apply this formula to each of the triangles BUV and CST . An easy application of the Law of Cosines yields

$$\begin{aligned} |BU|^2 &= 1 - x + x^2 \\ |BV|^2 &= 1 - y + y^2 \\ |UV|^2 &= x^2 - xy + y^2 \\ |CS|^2 &= 1 - z + z^2 \\ |CT|^2 &= 1 - w + w^2 \\ |ST|^2 &= z^2 - zw + w^2. \end{aligned}$$

Substituting these values in (4), once with $a^2 = |BU|^2$, $b^2 = |BV|^2$, $c^2 = |UV|^2$, and once with $a^2 = |CS|^2$, $b^2 = |CT|^2$, $c^2 = |ST|^2$, we get the values of the circumradii of the two triangles. If any of these triangles is obtuse, the radius of its smallest enclosing disc is half the longest edge.

The goal is, as said above, to find values of the parameters x, y that minimize the larger of these two radii (note that the choice of x and y determines the orientation of K , up to rotation about the z -axis, because they determine a slice of K (namely, BUV) that has to be horizontal). By numerically testing a dense grid of values for x, y and running methods for finding the minimum of a function (computing the radius of the smallest enclosing disc using (4) for acute triangles, and half the longest edge for obtuse triangles), the optimizing parameters turned out to be $x \approx 0.43400$ and $y \approx 0.30265$, and the larger of the two diameters was ≈ 0.901388 . Setting δ_1 to this value completes the argument.

General motion of K . We now complete the proof of Theorem 7.1 by showing that K can move through W , by an arbitrary collision-free motion, if and only if $d \geq \delta_2 \approx 0.895611$. In other words, for diameters $\delta_2 \leq d < \delta_1$, the only way to move K through W is via a motion that also involves rotations, and for diameters $d < \delta_2$, no motion of K through W is possible.

We first construct the desired motion for $d \geq \delta_2$, which consists of five steps—sliding, rotation, sliding, rotation, and a final sliding. We use the setup and notations introduced in the analysis of the preceding step in the proof, as depicted in Figure 20. As earlier, it is more convenient to consider K as fixed, and W as moving around K .

Assume that the lowest vertex A lies on the xy -plane and inside W (see Figure 21(i)). Start by sliding W up, possibly in a slanted direction, ensuring that it keeps containing the cross section of K with the plane supporting W , until W comes to contain B ; see Figure 21(ii). We want to choose the initial orientation of K so that the smallest enclosing disc of the horizontal (triangular) cross section of K through B , namely the triangle BUV , is of diameter at most d . As already noted, the orientation of K is determined by x and y , up to a possible rotation around the z -axis, as they determine the vertical direction of K (the one orthogonal to the triangle BUV).

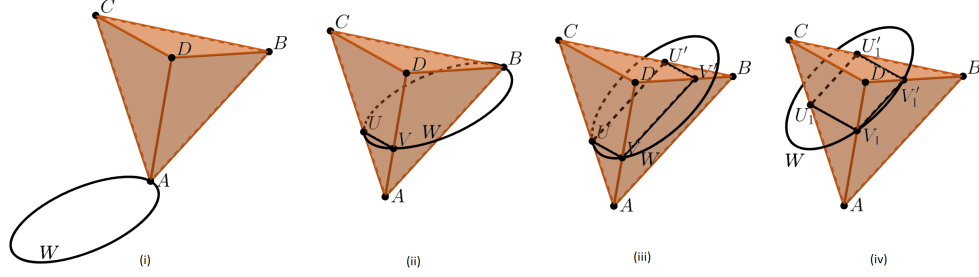


Figure 21: Moving W around K . (i) The initial configuration. (ii) W contains the triangle BUV . (iii) W contains the rectangle $UVV'U'$. (iv) W contains the symmetric rectangle, with edge lengths swapped. The remainder of the motion is a fully symmetric reversal of the first two steps.

We ran our numerical approximation scheme, and the smallest diameter of the smallest enclosing disc of BUV that we obtained was 0.895611, attained at $x = y = 0.391113$, and we take this value as our approximation of δ_2 . Note, incidentally, that this choice of parameters implies that the edge CD of K is horizontal. It also implies that $|UV| = x = y = 0.391113$.

We now rotate W about the line UV , in the direction that keeps A and B on one side of it. The cross section of K by the rotating plane is an isosceles trapezoid, and we keep rotating the plane until it becomes a rectangle $UVV'U'$. As is easily checked, we have $|UU'| = |VV'| = 1 - x = 0.608887$, and the diameter of the smallest enclosing disc of $UVV'U'$, which is its diagonal, is ≈ 0.72368 , much smaller than δ_2 . An easy adaptation of an argument used earlier shows that, during this rotation of W about UV , every cross section is contained in the corresponding rotated copy of the disc of diameter δ_2 whose bounding circle passes through U and V . See Figure 21(iii).

We then slide W in the direction perpendicular to $UVV'U'$. During this sliding the cross section of K remains rectangular, so that UV keeps increasing and UU' keeps decreasing, while the sum of their lengths remains 1. We stop when we reach a ‘symmetric’ rectangle where the side parallel to UV (resp., UU') is of length $1 - x$ (resp., x). See Figure 21(iv).

The situation that we have reached is fully symmetric to the one after the first two steps, and we can now complete the motion by a symmetric reversal of the first two steps.

No motion is possible when $d < \delta_2$. To complete the proof, for the case where $d < \delta_2$, we observe that in this case W cannot pass through any vertex of K , because then, by definition of δ_2 , the smallest enclosing disc of any cross section through any vertex would have diameter larger than d . \square

8 Planning general rigid collision-free motion of a convex polytope through a rectangular window

Finally we deal with the general case, in which the motion of K has all six degrees of freedom. By standard (and general) arguments in algorithmic motion planning the free configuration

space for this problem has complexity $O(n^6)$, and it can be computed in $O(n^{8+\varepsilon})$ time [14], from which we can easily extract a solution path, when one exists, within the same time bound. We show here that we can exploit the special structure of the problem at hand to find a solution, or detect and notify that none exists, in time close to $O(n^4)$. We sketch below the main ideas; and then provide the full details.

If there is a solution path for K to move through W with all six degrees of freedom, then there is also a canonical solution path where at all times at which K intersects the plane of W (namely the xy -plane), K touches the bottom and left edges of W with two edges e_b and e_ℓ (possibly with the closure of these edges, namely with vertices of K , and possibly with more than one edge touching a side of W). During this motion, for every point on the path define e_t to be the edge of K whose intersection with the xy -plane has the largest y -coordinate, and e_r to be the edge of K whose intersection with the xy -plane has the largest x -coordinate.

We now split the canonical solution path into maximal open segments, along which the open edges e_b, e_ℓ, e_t , and e_r are fixed. We construct a collection of four-dimensional subspaces of the full-dimensional configuration space, one for each such quadruple e_b, e_ℓ, e_t, e_r of four edges, consisting of those free placements that have those four edges as the extreme edges in the x - and y -directions within the xy -plane. This can be done in total $O(n^4)$ time since each of these subspaces has constant descriptive complexity.

The major remaining problem is to efficiently detect the free connections among these $O(n^4)$ subspaces. The efficiency of our approach relies on the following lemma, which asserts that the total number of certain quintuplets of edges of K that encode these connections is only $O(n^4)$, rather than $O(n^5)$, and that they can be computed efficiently:

Lemma 8.1 *The maximum number of quintuplets $(e_r, e_t, e_\ell, e_b, e_\xi)$, where e_r, e_t, e_ℓ, e_b are as defined above, and e_ξ is another edge of K whose intersection with the xy -plane h_{xy} has the same x - (respectively, y -) coordinate as the intersection with h_{xy} of e_ℓ or e_r (respectively, e_b or e_t), is $O(n^4)$. All these quintuplets can be computed in $O(n^3 \lambda_q(n) \log n)$ time⁴, for some small constant q .*

This in turn leads to the following summary result.

Theorem 8.2 *Given a convex polytope K with n edges and a rectangular window W , we can construct a collision-free motion of K through W , if one exists, or determine that no such motion exists, in time $O(n^3 \lambda_q(n) \log n)$, for some small constant q . The algorithm requires $O(n^4)$ storage.*

We now provide the full proofs and the algorithm.

8.1 Planning the motion: Preliminaries

If there is a solution path for K to move through W , then there is also a canonical solution path π where at all times at which K intersects the plane of W (namely the xy -plane), K touches the bottom and left edges of W with two edges e_b and e_ℓ (possibly with the closure

⁴ $\lambda_q(n)$ is a near-linear function related to Davenport-Schinzel sequences [27].

of these edges, namely with vertices of K —we discuss this issue in detail below). During this motion, for every point on the path define e_t to be the edge of K whose intersection with the xy -plane has the largest y -coordinate and e_r to be the edge of K whose intersection with the xy -plane has the largest x -coordinate. In what follows we denote the xy -plane as h_{xy} . See Figure 22 for an illustration. Notice that the notation of the bottom (or top) edge of W is with respect to the y -coordinate.

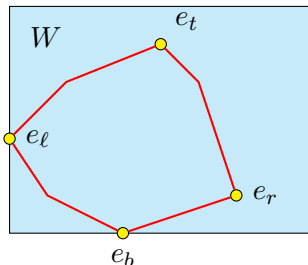


Figure 22: A cross section of K in W during a canonical motion.

We now split the canonical solution path into maximal open segments, whose union we denote by π_Q , along which the open edges e_b, e_ℓ, e_t , and e_r are fixed, and these edges are unique, namely we exclude path points where two edges of K simultaneously touch one edge of W , or simultaneously attain the largest x - or y -coordinate of the intersection with h_{xy} . In-between those segments of π there are points (or segments) along the path, where a vertex of K touches the left edge or the bottom edge of W , or a vertex of K that lies in h_{xy} has the largest y -coordinate or x -coordinate within this cross-section, or a face of K touches the left edge or the bottom edge of W , or the maximum in y or x of the intersection of K with h_{xy} is attained along a segment, which is the intersection of a face of K with h_{xy} .

The maximal connected segments of π_Q , each falls into one of $\binom{n}{4}$ categories according to the choice of the four edges e_b, e_ℓ, e_t , and e_r .

The efficient planning scheme is as follows. Our problem induces a six-dimensional configuration space (C-space for short) for the motion of K . However, for efficiency, we will first construct a collection of four-dimensional sub-spaces of the full-dimensional configuration space—each of them will be represented explicitly, and together they will contain the path segments in π_Q (so that each path segment is contained in one of these subspaces). Then we will add connections between these four-dimensional C-spaces that will cover the motion along $\pi \setminus \pi_Q$. We will then construct a discretization of the free space, called the *connectivity graph* [15], which will capture the connectivity of the free space in which π lies, and will enable planning canonical motions for K through W .

8.2 Four-dimensional C-spaces

For each pair e_ℓ, e_b of edges of K , let $C(e_\ell, e_b)$ denote the four-dimensional configuration (sub-)space of our full six-dimensional C-space, consisting of those placements of K at which (i) e_ℓ and e_b intersect the xy -plane h_{xy} , (ii) $e_\ell \cap h_{xy}$ lies on the left edge of W (a portion of the y -axis) and is the leftmost point of $K \cap h_{xy}$, and (iii) $e_b \cap h_{xy}$ lies on the bottom edge of W (a portion of the x -axis) and is the bottommost point of $K \cap h_{xy}$. (Top and bottom

are with respect to the y -direction.) Note that $C(e_\ell, e_b)$ is indeed four-dimensional.

For each additional pair e_r, e_t of edges of K , let $C_{e_r, e_t}(e_\ell, e_b)$ denote the portion of $C(e_\ell, e_b)$ in which (in addition to (i)–(iii)), we have (iv) e_r and e_t intersect h_{xy} , (v) $e_r \cap h_{xy}$ is the rightmost point of $K \cap h_{xy}$, and (vi) $e_t \cap h_{xy}$ is the topmost point of $K \cap h_{xy}$. See Figure 22. Properties (i)–(vi) ensure that the C-space $C_{e_r, e_t}(e_\ell, e_b)$ has constant complexity; see Lemma 8.3 below.

Note that not all configurations in $C_{e_r, e_t}(e_\ell, e_b)$ are necessarily free, as this space may contain configurations in which the intersection of K with h_{xy} is not contained in W (because $e_r \cap h_{xy}$ or $e_t \cap h_{xy}$ lies outside W). We denote by $F_{e_r, e_t}(e_\ell, e_b)$ the portion of $C_{e_r, e_t}(e_\ell, e_b)$ that represents *free* (or *valid*) configurations, namely configurations in which the intersection of K with h_{xy} is fully within the closure of the rectangle W . (As just discussed, this will be the case if and only if both $e_r \cap h_{xy}$ and $e_t \cap h_{xy}$ lie inside W .) We call $F_{e_r, e_t}(e_\ell, e_b)$ the *free space* of $C_{e_r, e_t}(e_\ell, e_b)$.

Lemma 8.3 *The combinatorial complexity of the free space $F_{e_r, e_t}(e_\ell, e_b)$ is bounded by a constant (independent of the complexity of K).*

Proof. Consider a fixed quadruplet $q = \{e_r, e_t, e_\ell, e_b\}$ of edges of K . Let Φ_q be the set of at most eight facets of K that are incident to the edges in q . For each such facet, say a facet g incident to e_r , we sweep a line parallel to e_r on g away from e_r till it touches another vertex of g , where its intersection with g is the line segment (or a point) s . Let g' be the trapezoid (or triangle) contained in g and comprising the area swept by the line between e_r and s . Let Φ'_q be the collection of these eight trapezoids. Let K_q be the convex hull of the trapezoids in Φ'_q . We claim that $F_{e_r, e_t}(e_\ell, e_b)$ for K and for K_q are identical. Indeed, we only need to show that if, at some placement, $K_q \cap h_{xy} \subset W$ then $K \cap h_{xy}$ is also contained in W . Since $K_q \cap h_{xy} \subset W$, the two edges of K_q incident to $e_\ell \cap h_{xy}$ (resp., to $e_b \cap h_{xy}$, $e_r \cap h_{xy}$, $e_t \cap h_{xy}$) define a wedge that contains $K_q \cap h_{xy}$ and lies fully to the right of e_ℓ (resp., above e_b , to the left of e_r , below e_t). The intersection of these wedges is therefore contained in W . But this intersection also contains $K \cap h_{xy}$, which implies our claim. Since each of K_q and W has constant descriptive complexity, then by standard arguments in algorithmic motion planning, the complexity of $F_{e_r, e_t}(e_\ell, e_b)$ for K_q is bounded by a constant. Hence the complexity of $F_{e_r, e_t}(e_\ell, e_b)$ for K is also bounded by a constant, as asserted. \square

By the same arguments as in the proof of Lemma 8.3, the decomposition of the C-space $C_{e_r, e_t}(e_\ell, e_b)$ into free and forbidden cells is induced by a constant number of surface patches, each of constant descriptive complexity [14]. Being of constant complexity, we can use standard tools, such as vertical decomposition [14] or the Collins decomposition [26] to construct the arrangement of surfaces defining $C_{e_r, e_t}(e_\ell, e_b)$ in time $O(1)$. It is easy to detect and maintain only the free portion $F_{e_r, e_t}(e_\ell, e_b)$ of this arrangement, in $O(1)$ time as well.

We thus obtain $O(n^4)$ constant-size arrangements. It remains to connect between the boundaries of their free cells.

Let \mathcal{F} be the collection of these four-dimensional free spaces, for all quadruplets (e_ℓ, e_b, e_r, e_t) of edges of K that can simultaneously be intersected by a plane.

We wish to use \mathcal{F} to plan a valid motion for K from a configuration where K is fully above the window (contained in the halfspace $z > 0$) to a configuration in which it is fully

below the window (contained in the halfspace $z < 0$). We defer the handling of extreme configurations where K intersects h_{xy} for the first (resp. last) time to the sequel, and focus first on transitions between free spaces where there is a three-dimensional volume of K both below and above h_{xy} .

Our description here assumes *general position*. For example we preclude polytopes K that have two coplanar, or two parallel facets, or polytopes for which four vertices *not all incident to the same face* lie on a single plane, and so on. We do allow the polytope K to be non-simple, namely have many edges incident to a vertex, and non-simplicial, namely have many edges and vertices on the boundary of a facet.

The free space $F_{e_r, e_t}(e_\ell, e_b)$ may comprise several connected four-dimensional cells. We apply the Collins decomposition [26] to these cells and construct a connectivity graph G , whose nodes represent cells of the decomposition over all free spaces in \mathcal{F} , and two nodes are connected by an arc in G if the corresponding cells belong to the Collins decomposition of the same space $F_{e_r, e_t}(e_\ell, e_b)$ and share an artificial boundary added by the decomposition (so they are both part of the same connected component of \mathcal{F}). This process creates a (large) number of (at most $O(n^4)$) connected components of G , which we still need to connect. The next subsection is devoted to making these connections.

8.3 Connecting between cells of the free four-dimensional C-spaces

Thus we turn to describing the provision in our data structure for the portions of the path π that are not contained in the interior of the free spaces \mathcal{F} , namely the path portions $\pi \setminus \pi_Q$. Recall that these portions comprise configurations where one of the following situations occurs.

- Case (a)** Exactly one vertex of K lies in h_{xy} , and it is extreme in either the x - or the y -direction.
- Case (b)** Two or three vertices of K lie in h_{xy} , and each one of them is extreme in either the x - or the y -direction.
- Case (c)** Exactly one facet of K that intersects h_{xy} is parallel to the x - or to the y -axis, and no vertex of K lies in h_{xy} .
- Case (d)** Either exactly one facet of K that intersects h_{xy} is parallel to the x - or the y -axis and one or more vertices of K lie in h_{xy} , or two facets intersect h_{xy} , one parallel to the x -axis and one parallel to the y -axis; some vertices of K may also appear on h_{xy} and replace some of the four extreme edges.

We next consider such configurations of $\pi \setminus \pi_Q$ in relation to the boundary of free cells in \mathcal{F} . Notice that Cases (a) and (c) correspond to three-dimensional surface patches bounding the four-dimensional cells in \mathcal{F} . The two other cases, (b) and (d), correspond to lower-dimensional boundaries of these three-dimensional patches. Cases where only connections of types (b) or (d) are possible are degenerate and we ignore them. We focus on Cases (a) and (c).

The free space $F_{e_r, e_t}(e_\ell, e_b)$ is bounded by three-dimensional surface patches of the following types, based on the type of the configurations that they comprise.

Type (i) K is placed such that an endpoint of one of the four edges e_ℓ, e_b, e_r, e_t is in h_{xy} . This type corresponds to configurations of Case (a) above.

Type (ii) A facet of K incident to e_ℓ touches the left edge of W (namely they overlap in a segment rather than a single point) or a facet of K incident to e_b touches the bottom edge of W . This type corresponds to configurations of Case (c) above.

Type (iii) A facet of K incident to e_r becomes parallel to the right edge of W or a facet of K incident to e_t becomes parallel to the top edge of W (while lying inside W). This type also corresponds to configurations of Case (c) above.

Type (iv) The intersection of e_r with h_{xy} lies on the right edge of W or the intersection of e_t with h_{xy} lies on the top edge of W . This type is special in that it induces a *constraint* in the standard sense of the study of motion planning: it is a three-dimensional surface patch such that on one side (locally, ignoring other K - W contacts) it has valid configurations and on the other side it has forbidden configurations since for example e_r penetrates (beyond) the frame of the window W .

Surface patches of Types (i) through (iii) induce connections between free four-dimensional cells (cells that are already recorded as nodes in our connectivity graph G), and will give rise to new nodes and arcs in G . Type (iv) surface patches bound free four-dimensional cells but they are impassable, and hence they will not introduce new features in G .

Given a pair of edge quadruplets $e_\ell^1, e_b^1, e_r^1, e_t^1$ and $e_\ell^2, e_b^2, e_r^2, e_t^2$, if their respective 4D free C-spaces, $F_1 = F_{e_r^1, e_t^1}(e_\ell^1, e_b^1)$ and $F_2 = F_{e_r^2, e_t^2}(e_\ell^2, e_b^2)$ are candidates to be neighbors in the free space, then we need to determine the overlap of their respective boundaries. Since each of F_1 and F_2 has constant complexity, this operation as well takes constant time. The main goal of the remainder of this section is to show that the overall number of pairs (F_1, F_2) that need to be considered, out of the potential $O(n^8)$ such pairs, is only $O(n^4)$. Furthermore, we will show that we can find all these neighboring pairs in near-quartic time. We start with Type (ii) surfaces since (a) they are simpler to handle, and (b) we will use the analysis of this case as part of the analysis of Type (i) surfaces. The arguments for Type (iii) surfaces are analogous to those for Type (ii) surfaces. As mentioned above Type (iv) surfaces induce no connections.

We also add new nodes and arcs to the connectivity graph for boundary surfaces that connect between cells in \mathcal{F} and configurations where K is fully contained in $z > 0$ or in $z < 0$. These will be needed to complete the motion path in its two endpoints. See Section 8.4 for more details.

8.3.1 Connection through Type (ii) surface patches

We demonstrate these connections for the facet f of K incident to e_b and to $e_{b'}$, where $e_{b'}$ is the other edge of f that touches the bottom edge of W at this critical event during the motion of K . The other Type (ii) surfaces, where a facet of K touches the left edge of W , can be handled similarly.

We connect the nodes in G representing the boundary of the four-dimensional cell $\tau_1 \in F_{e_r, e_t}(e_\ell, e_b)$ to the nodes representing the boundary of the four-dimensional cell

$\tau_2 \in F_{e_r, e_t}(e_\ell, e_{b'})$. On the face of it, it may seem that over all of \mathcal{F} this could lead to $O(n^5)$ connections. However, we show next that there are at most $O(n^4)$ such connections.

Lemma 8.1 *The maximum number of quintuplets $(e_r, e_t, e_\ell, e_b, e_\xi)$, where e_r, e_t, e_ℓ, e_b are as defined above, and e_ξ is another edge of K whose intersection with the xy -plane h_{xy} has the same x - (respectively, y -) coordinate as the intersection with h_{xy} of e_ℓ or e_r (respectively, e_b or e_t), is $O(n^4)$. All these quintuplets can be computed in $O(n^3 \lambda_q(n) \log n)$ time for some small constant q .*

Proof. We prove the lemma for the quintuplets of the form $(e_r, e_t, e_\ell, e_b, e_{b'})$, where $e_{b'}$ touches, together with e_b , the bottom edge of W (in particular e_b and $e_{b'}$ lie on the boundary of a common face of K). The proof for the other types is analogous. Let f be a facet of K and let e_b be an edge of f . We place K so that (i) both f and e_b intersect h_{xy} , (ii) $e_b \cap h_{xy}$ is the origin, and (iii) the segment $f_{xy} := f \cap h_{xy}$ lies on the positive x -axis (and its left endpoint is at the origin). Then K has three degrees of freedom of motion: the dihedral angle between the plane h_f that contains f and h_{xy} , and two degrees of rotating f about the origin and of sliding f with e_b touching the origin. We denote this configuration space by $C_x(f; e_b)$. Notice that this is an artificial C-space, which is not a subspace of any of our C-spaces; we only use it here to bound the number of (and later on to find the) valid combinations of edges for which a configuration of Type (ii) is possible.

We decompose $C_x(f; e_b)$ by $O(n)$ surfaces, one surface for each vertex of K , and two surfaces for each face of K other than f . An edge of the quintuplet changes in one of the following cases:

(i) A vertex of K passes from one side of h_{xy} to the other. To account for this change, for each vertex v of K (including the vertices of f that are not incident to e_b) we add a surface within $C_x(f)$ comprising all the configurations in which v lies on h_{xy} . Notice that we account here for more changes than are necessary, as sometimes the vertex that crosses h_{xy} is not extreme in the x - nor in the y -direction. However, this excess consideration has no effect on the asymptotic upper bound that we derive here.

(ii) A face g of K incident to the edge e_t becomes parallel to the x -axis. Immediately after this occurrence, another edge on the boundary of g may become the new e_t . To account for such changes, we consider the line $L_{f,g}$ of intersection between the planes supporting f and g . By the general position assumption this line is well defined. We now add a surface for all the configurations in which $L_{f,g}$ is parallel to x -axis. We add such a surface for each face of K other than f .

(iii) Similar to the change described in (ii), e_ℓ or e_r may change when a face incident to them becomes parallel to the y -axis. To account for these changes we add a surface comprising of configurations where f and g contain a pair of orthogonal lines that lie both on h_{xy} . Again, we generate one surface for each face of K other than f .

An important property of these surfaces is that they are patches of algebraic surfaces of constant description complexity. This follows from the fact that the left endpoint of f_{xy} always lies on the fixed edge e_b . Hence, these surfaces decompose $C_x(f; e_b)$ into $O(n^3)$ cells, where in each cell the three edges of K whose intersection with h_{xy} determine the leftmost, rightmost, and topmost vertices of the intersection of K with h_{xy} , as well as the two edges of

K on the boundary of f that touch the x -axis (the left of which is e_b), are all fixed. Hence, the number of pairs of adjacent cells is also $O(n^3)$. We repeat this argument for each pair $(f; e_b)$ of a facet f of K and the incident edge e_b , note that the number of these pairs is $O(n)$ (this number is just twice the number of edges of K), and conclude that we have a total of $O(n^4)$ quintuplets, where each quintuplet, say $(e_r, e_t, e_\ell, e_b, e_{b'})$, translates into a pair of neighboring four-dimensional spaces $F_{e_r, e_t}(e_\ell, e_b)$ and $F_{e_r, e_t}(e_\ell, e_{b'})$ (both abutting on the same Type (ii) surface).

The argument for quintuplets where the fifth edge $e_\xi = e_{t'}$ and $e_t, e_{t'}$ are such that their intersection with h_{xy} simultaneously attain the largest y -coordinate among all edges of K is similar. Up till now, we took a solution path for K through W and turned it into a canonical path π , where at all times K touches the bottom and left edges of W . Let us now consider another canonical path π' , where at all times K touches the top and left edges of W . The quadruplets along the paths remain the same quadruplets. We only worry about which pairs of quadruplets are such that their subspaces need to be connected to one another. The arguments about the current type of quintuplets are analogous to those handled above, where $e_\xi = e_{b'}$, and the same bound can be derived. Analogous arguments apply when the fifth edge $e_\xi = e_{r'}$ and $e_r, e_{r'}$ are such that their intersection with h_{xy} simultaneously attain the largest x -coordinate among all edges of K .

As for the computation of these quintuplets, we construct the three-dimensional arrangement, as described in the proof above, for every pair $(f; e_b)$ of a facet and an incident edge of K , from which we obtain the quintuplets. It takes $O(n^2 \lambda_q(n) \log n)$ per such facet-edge pair [4], where q is a constant parameter that is determined by these surfaces, for total time $O(n^3 \lambda_q(n) \log n)$. \square

8.3.2 Connection through Type (i) surface patches

To facilitate these connections, we introduce additional four-dimensional subspaces, which represent placements of K at which a vertex of K lies on h_{xy} . Specifically, we demonstrate these connections when an endpoint p of e_ℓ (namely p is a vertex of K) lies in h_{xy} . All other Type (i) surfaces can be handled similarly.

Let E_p denote the set of edges of K incident to p . Our goal here is to make the right connections between the free spaces of the quadruplets $\{(e, e_b, e_r, e_t) \mid e \in E_p\}$. We cannot afford to make connections between all possible pairs of edges of E_p , as this might increase the overall number of connections to be $O(n^5)$ (which will be the case when the vertices p have large degree). Therefore we apply an infinitesimal transformation to K , which will allow us to use the analysis of Section 8.3.1 and apply it to this case.

We truncate K into the still convex polytope K_ε , for arbitrarily small $\varepsilon > 0$, as follows. We take a plane Ω_p supporting K at p (but not parallel to any facet of K), and move it parallel to itself, by distance ε , into K , such that p is on one side of the shifted Ω_p and all the other vertices of K are on the other side. The intersection of K and Ω_p is a tiny convex polygon, which we denote by ω_p , with a vertex for each edge of E_p . We represent each edge e of ω_p by the face of K whose intersection with Ω_p is e . (The choice of the orientation of Ω_p is arbitrary, but it will have an artificial, non-essential effect on the concrete connections around p that we will construct.) See Figure 23 for an illustration.

We repeat this process for every vertex of K , thereby obtaining K_ε , which formally is

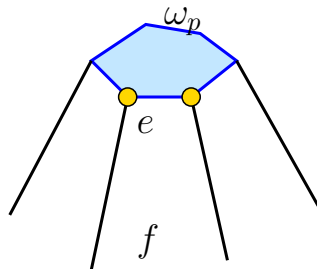


Figure 23: The polygon ω_p .

the intersection of K with all the halfspaces bounded by the shifted planes Ω_p and not containing the respective vertices p . Notice that the polytope K_ε has $O(n)$ edges, which we classify either as *real edges*, if they are truncated versions of the edges of K , or as *virtual edges*, if they are edges of the tiny new facets ω_p . Let \mathcal{F}_ε denote the collection of the four-dimensional free C-spaces $F_{e_r, e_t}(e_\ell, e_b)$ for K_ε . Each quadruplet (e_r, e_t, e_ℓ, e_b) of edges of K_ε may involve any combination of real and virtual edges, as long as there exists a plane that meets all four edges.

We apply Lemma 8.1 to K_ε , to ascertain that there are only $O(n^4)$ possible pairs of edge quadruplets for K_ε that encode connections between pairs of subspaces in \mathcal{F}_ε . As before, we focus for concreteness on quintuplets $(e_r, e_t, e_\ell, e_b, e_{b'})$ that encode connections in which e_b is replaced by $e_{b'}$. The new situations that we need to consider are when one or both edges $e_b, e_{b'}$ belong to a virtual facet ω_p , for some vertex p of K .

Note that while $F_{e_r, e_t}(e_\ell, e_b)$ is four-dimensional for K_ε , it may shrink to a lower-dimensional space for K itself, as we let ε tend to zero, when some of these four edges are virtual.

We claim that if K_ε has a valid path π_ε through W for every $\varepsilon > 0$, then K has a similar valid path π , which is a limit path of the set $\{\pi_\varepsilon\}_{\varepsilon > 0}$, in (a suitably defined compact subspace of) the space of paths in the configuration space of K , equipped with the Hausdorff metric. By passing to a subsequence if needed, we may assume that the sequence of quadruplets of edges of K_ε that is assigned to π_ε is fixed as ε converges to 0. Denote this sequence as σ .

For each quadruplet (e_r, e_t, e_ℓ, e_b) in σ , some of its edges are real edges of K , and some are virtual edges of the polygons ω_p . Assume first that just one of these edges, say e_b , is virtual, bounding some virtual facet ω_p , for some vertex p of K . In the limit, as $\varepsilon \rightarrow 0$, the free four-dimensional space $F_{e_r, e_t}(e_\ell, e_b)$ becomes three-dimensional, and consists of placements of K at which p lies on the bottom edge of W . Similarly, the space becomes two-dimensional (resp., one-dimensional, zero-dimensional) when the number of virtual edges is two (resp., three, four).

Our strategy is as follows. We use symbolic computation, taking ε to be infinitesimal (see, e.g., [30]). We construct the closures of the virtual subspaces $F_{e_r, e_t}(e_\ell, e_b)$ (namely those for which at least one edge is virtual) and their Collins decompositions in constant time per subspace, for a total cost of $O(n^4)$. The resulting subcells of the decompositions are added as new vertices of our connectivity graph. We then compute all the $O(n^4)$ connecting quintuplets, such as $(e_r, e_t, e_\ell, e_b, e_{b'})$, as provided by Lemma 8.1, in $O(n^3 \lambda_q(n) \log n)$ time,

focusing only on quintuplets where at least one of the edges is virtual. For each such quintuplet we determine, in constant time, whether there is a free connection between $F_{e_r, e_t}(e_\ell, e_b)$ and $F_{e_r, e_t}(e_\ell, e_{b'})$, and if so add the corresponding edge to the connectivity graph.

All these computations are performed symbolically (on ε). If we think of ε as infinitesimal but still nonzero then the machinery developed here is not significantly different from that developed in Section 8.3.1. Nevertheless, the connections formed by this procedure can also be given concise geometric interpretation in terms of the limit (original) polytope K . For example, assume that e_b is a real edge with endpoint p and $e_{b'}$ is a virtual edge of ω_p . Connecting $F_{e_r, e_t}(e_\ell, e_b)$ and $F_{e_r, e_t}(e_\ell, e_{b'})$ means that K moves with e_b touching the bottom edge of W until the contact point reaches p . We then switch to placements at which the virtual edge $e_{b'}$ contacts the bottom edge of W . The meaning of this latter scenario is that p touches the bottom edge of W , and its two incident edges that bound the incident face corresponding to $e_{b'}$ (one of which is e_b) are such that one of them lies in the positive halfspace $z > 0$ and the other lies in the negative halfspace $z < 0$.

Similarly, a connection between $F_{e_r, e_t}(e_\ell, e_b)$ and $F_{e_r, e_t}(e_\ell, e_{b'})$, where both e_b and $e_{b'}$ are virtual edges of the same virtual facet ω_p means that K is positioned so that ω_p overlaps the x -axis. (Such placements depend on the artificial choice of the orientation of the supporting plane Ω_p at p .) The fact that e_b and $e_{b'}$ are the edges of ω_p that touch the x -axis simply means that the pencil of edges incident to p is split into two contiguous subsequences, where the edges in one subsequence lie in the positive halfspace $z > 0$ and those in the other subsequence lie in the negative halfspace $z < 0$, and the split occurs at the real facets of K adjacent to (and representing) e_b and $e_{b'}$.

Omitting further details about these virtual free subspaces, we obtain the desired connectivity graph G , and can then use it to plan a collision-free motion of K through W in a standard fashion. Typically, the path in G will have subpaths that start at a real subspace F_{in} , continue along a sequence of virtual subspaces, and end at another real subspace F_{out} . This means that the motion reaches a placement at which p lies on the, say, bottom edge of W , and then K rotates around p (with p possibly sliding along the x -axis), switching between virtual edges of ω_p in the manner explained above, until p leaves the x -axis and another edge incident to p starts touching the axis. In the notations introduced earlier, the portions of the path π that traverse real free subspaces comprise π_Q and those that traverse virtual free subspaces comprise $\pi \setminus \pi_Q$.

8.3.3 Connection through Type (iii) surface patches

The connections are similar to those for Type (ii). The number of such connections among all decomposition cells in \mathcal{F} can be bounded by $O(n^4)$ (and can be computed in $O(n^3 \lambda_q(n) \log n)$ time), arguing as in the analysis of Type (ii) connections.

8.4 More algorithmic details

We construct the closure of $F_{e_r, e_t}(e_\ell, e_b)$ and its Collins decomposition in constant time. This decomposition induces a subgraph of G , with a node for each cell in the decomposition and arcs connecting nodes that represent cells of the decomposition that are adjacent through

an artificial wall added by the decomposition. This subgraph has constant complexity and each cell contains the full list of constraints (polynomials) defining it. Notice that this decomposition contains lower-dimensional cells as well.

We store these subgraphs at an $n \times n \times n \times n$ matrix M , indexed by quadruplets of edges of K . (It is n for the number of original edges of K , by definition, but will increase to cn , for some constant c , for K_ϵ .)

When we check for a possible connection (out of the $O(n^4)$ possible connections computed by the preceding algorithms) between, say, the free space $F_{e_r, e_t}(e_\ell, e_b)$ and the free space $F_{e_r, e_t}(e_\ell, e'_b)$, we consider the two relevant entries in M , and apply a constant-time procedure to find all the overlapping elements (namely, cells in the Collins decomposition of the free space) of the boundaries of both free spaces. We connect the corresponding nodes in the two graphs, one for each of the free spaces, by adding an edge to G .

We also add two special nodes to the connectivity graph G : v_{above} and v_{below} , which represent the free space where K is strictly above (respectively below) the xy -plane. We connect v_{above} to every node in G representing (free) configurations in which K is fully contained in the closed half-space $z \geq 0$: We traverse the Collins decomposition cells of the boundaries of the closure of all the free spaces \mathcal{F} and exhaustively look for cells that contain configurations of this type. If we find such a configuration c inside a cell η , we mark the edge e in the connectivity graph between the node of η and v_{above} with the configuration c —it means that motion along e is a simple rigid collision-free motion that will bring K from an arbitrary placement in $z > 0$ to the configuration c . Similarly, we connect v_{below} to every node in G representing configurations in which K is fully contained in the closed half-space $z \leq 0$.

Finally we look for a path in G between v_{above} and v_{below} . If such a path in G exists it can be easily transformed into a path π that will take K through the window. If such a path in G does not exist, we can safely notify that K cannot pass through W by any rigid motion.

Adding all the connections between the four-dimensional free spaces $F_{e_r, e_t}(e_\ell, e_b)$ takes $O(n^4)$ time. This is subsumed by the time required to compute all the quintuplets as in Lemma 8.1. In summary, we have:

Theorem 8.2 *Given a convex polytope K with n edges and a rectangular window W , we can find a collision-free rigid motion of K through W , with all six degrees of freedom, or determine that no such path exists, in time $O(n^3 \lambda_q(n) \log n)$, for some small constant q . The algorithm requires $O(n^4)$ storage.*

9 Conclusion and further research

In this paper we have studied a variety of problems concerning collision-free motion of a convex polytope through a planar window, under several kinds of allowed motion — sliding (translating in a fixed direction), purely translational motion, and general motion. We have presented several structural properties and characterizations of such motions, and obtained efficient algorithms for several special cases, as well as for the general case.

There are several open problems and directions for further research. One such direction

is to show that the near-quartic upper bound, established in Section 8, on the cost of the general motion planning problem for K and a rectangular window W is almost tight in the worst case, in the specific sense of establishing a lower bound $\Omega(n^4)$ on the worst-case complexity of the resulting free configuration space, a property that we conjecture to hold, and have in fact an initial plan for establishing this bound.

In addition, in Section 6, we presented an example in which a rotation is needed to pass a polytope through a rectangular window. However, in this construction we only used rotation about the line perpendicular to the plane that contains the window. This suggests the conjecture that every convex polytope that can pass through a rectangular window W can also pass through W by a motion consisting of arbitrary translations and rotations only about the line perpendicular to the plane of W . The results of Section 7 show that for circular windows this claim is false in general, but the status of the conjecture is still open for a rectangular window.

It is also not clear what can be said about the motion of a general non-convex polytope through a rectangular, general convex, or even non-convex window. There are several variants of this question, depending on the type of motion that we allow, both in terms of structural properties of the motion, and of the efficiency of algorithms for performing it.

Acknowledgements. We deeply thank Pankaj Agarwal and Boris Aronov for useful interactions concerning this work. In particular, Boris has suggested an alternative proof of the key topological property in the analysis in Section 4, and Pankaj has been instrumental in discussions concerning the range searching problem in Section 2. We are also grateful to Lior Hadassi for interaction involving the topological property presented in Section 4, and to Eytan Tirosh for help with the alternative proof of Lemma 2.1.

References

- [1] P. K. Agarwal, Simplex range searching, in *Journey Through Discrete Mathematics* (M. Loeb, J. Nešetřil and R. Thomas, eds.), Springer, Heidelberg 2017, pp. 1–30.
- [2] P. K. Agarwal and J. Erickson, Geometric range searching and its relatives, in *Advances in Discrete and Computational Geometry*, Contemp. Math. 223 (B. Chazelle, J. E. Goodman, and R. Pollack, eds.), AMS Press, Providence, RI, 1999, pp. 1–56.
- [3] B. Aronov and M. Sharir, On translational motion planning of a convex polyhedron in 3-space, *SIAM J. Comput.* 26 (1997), 1785–1803.
- [4] M. de Berg, L. J. Guibas and D. Halperin, Vertical decompositions for triangles in 3-space, *Discrete Comput. Geom.* 15(1) (1996), 35–61.
- [5] P. Bose and D. Halperin and S. Shami, On the separation of a polyhedron from its single-part mold, *13th IEEE Conference on Automation Science and Engineering*, (2017), 61–66.
- [6] B. Chazelle, H. Edelsbrunner, L. J. Guibas and M. Sharir, A singly exponential stratification scheme for real semi-algebraic varieties and its applications, *Theor. Comput. Sci.* 84(1) (1991), 77–105.

- [7] H. Choset, K. M. Lynch, S. Hutchinson, G. Kantor, W. Burgard, L. E. Kavraki and S. Thrun, *Principles of Robot Motion: Theory, Algorithms, and Implementation*, MIT Press, 2005.
- [8] H. T. Croft, K. J. Falconer and R. K. Guy, *Unsolved Problems in Geometry*, Problem Books in Mathematics, Springer Verlag, Heidelberg, 1991.
- [9] H. E. Debrunner and P. Mani-Levitska, Can you cover your shadows? *Discrete Comput. Geom.* 1 (1986), 45–58.
- [10] E. Fogel, D. Halperin and R. Wein, *CGAL Arrangements and their Applications - A Step-by-Step Guide*, Geometry and Computing, 7, Springer, 2012.
- [11] P. Gibbs, A computational study of sofas and cars, *Computer Science* 2 (2014), 1–5.
- [12] D. Halperin, J.-C. Latombe and R. H. Wilson, A general framework for assembly planning: The motion space approach, *Algorithmica* 3-4 (2000), 577–601.
- [13] D. Halperin, L. Kavraki and K. Solovey, Robotics, Chapter 51 in *Handbook of Discrete and Computational Geometry*, Chapman & Hall/CRC, 3rd edition, 2018, 1343–1376.
- [14] D. Halperin and M. Sharir, Arrangements, Chapter 28 in *Handbook of Discrete and Computational Geometry*, Chapman & Hall/CRC, 3rd edition, 2018, 723–762.
- [15] D. Halperin, O. Salzman and M. Sharir, Algorithmic Motion Planning, Chapter 50 in *Handbook of Discrete and Computational Geometry*, Chapman & Hall/CRC, 3rd edition, 2018, 1311–1342.
- [16] A. Hatcher, *Algebraic Topology*, Cambridge University Press, Cambridge, 2002, pages 61–62.
- [17] https://en.wikipedia.org/wiki/Covering_space
- [18] <https://math.stackexchange.com/questions/1364880/smallest-cylinder-into-which-a-regular-tetrahedron-can-fit>
- [19] L. E. Kavraki, P. Šestka, J.-C. Latombe and M. H. Overmars, Probabilistic roadmaps for path planning in high dimensional configuration spaces, *IEEE Transactions on Robotics* 12(4) (1996), 566–580.
- [20] J. J. Kuffner and S. M. LaValle, RRT-Connect: An efficient approach to single-query path planning, *IEEE International Conference on Robotics and Automation (ICRA)* (2000), 995–1001.
- [21] J.-C. Latombe, *Robot Motion Planning*, The Kluwer international series in engineering and computer science, Kluwer, volume 124, 1991.
- [22] S. M. LaValle, *Planning Algorithms*, Cambridge University Press, 2006
- [23] W. H. Plantinga and C. R. Dyer, Visibility, occlusion, and the aspect graph, *Int. J. Computer Vision* 5 (1990), 137–160.
- [24] O. Salzman, M. Hemmer and D. Halperin, On the power of manifold samples in exploring configuration spaces and the dimensionality of narrow passages, *IEEE Trans Autom. Sci. Eng.* 12(2) (2015), 529–538.

- [25] O. Salzman, M. Hemmer, B. Raveh and D. Halperin, Motion planning via manifold samples, *Algorithmica*, 67(4) (2013), 547–565.
- [26] J.T. Schwartz and M. Sharir, On the piano movers’ problem: II. General techniques for computing topological properties of real algebraic manifolds, *Adv. Appl. Math.*, 4 (1983), 298–351.
- [27] M. Sharir and P. K. Agarwal, *Davenport–Schinzel Sequences and Their Geometric Applications*, Cambridge University Press, New York, 1995.
- [28] J. Snoeyink and J. Stolfi, Objects that cannot be taken apart with two hands, *Discrete Comput. Geom.* 12 (1994), 367–384.
- [29] G. Toussaint, Movable separability of Sets, *Comput. Geom.* 2 (1985) 335–375.
- [30] C. Yap, Geometric consistency theorem for a symbolic perturbation scheme, *J. Comput. Syst. Sci.* 40(1) (1990), 2–18.