

LOCAL CERTIFICATION OF GRAPHS ON SURFACES

LOUIS ESPERET AND BENJAMIN LÉVÊQUE

ABSTRACT. A proof labelling scheme for a graph class \mathcal{C} is an assignment of certificates to the vertices of any graph in the class \mathcal{C} , such that upon reading its certificate and the certificate of its neighbors, every vertex from a graph $G \in \mathcal{C}$ accepts the instance, while if $G \notin \mathcal{C}$, for every possible assignment of certificates, at least one vertex rejects the instance. It was proved recently that for any fixed surface Σ , the class of graphs embeddable in Σ has a proof labelling scheme in which each vertex of an n -vertex graph receives a certificate of at most $O(\log n)$ bits. The proof is quite long and intricate and heavily relies on an earlier result for planar graphs. Here we give a very short proof for any surface. The main idea is to encode a rotation system locally, together with a spanning tree supporting the local computation of the genus via Euler's formula.

1. INTRODUCTION

The goal of local certification is to verify that a network, represented by a connected graph G in which each vertex has a unique identifier, satisfies some given property. The constraint is that each node of the network has a local view of the network (its neighborhood) and has to make its decision based only on this local view. If the graph satisfies the property, we want all vertices to accept the instance, while if the graph does not satisfy the property, at least one vertex has to reject the instance. This is a significant restriction and it only allows the verification of local properties (related to the degrees, for instance), so each vertex is given in addition some small certificate, which can be seen as an advice, and each vertex can now base its decision on its certificate and the certificates of its neighbors. For any property \mathcal{P} , the goal is to produce a protocol to certify \mathcal{P} locally while using certificates of minimal size. Such a protocol is called a *one-round proof labelling scheme with complexity $f(n)$* , where $f(n)$ is the maximum number of bits in the certificate of a vertex in an n -vertex graph satisfying \mathcal{P} (a formal definition of proof labelling schemes will be given in Section 2). Proof labelling schemes appear naturally in self-stabilizing protocols, and are a particular form of distributed interactive protocols.

For any integer $g \geq 0$, let \mathcal{C}_g be the class of graphs embeddable on a surface of Euler genus at most g . In particular \mathcal{C}_0 is the class of planar graphs. We also let \mathcal{O}_g be the class of graphs embeddable on an orientable surface of Euler genus at most g , and \mathcal{N}_g be the class of graphs embeddable on a non-orientable surface of Euler genus at most g (see Section 3 for more on surfaces and graph embeddings).

Motivated by recent work on distributed interactive protocols in classes with linear time recognition algorithms [9], it was recently proved that planar graphs have a one-round proof labelling scheme with complexity $O(\log n)$ [3], and that this complexity is best possible. More recently, the same authors built upon their previous work to extend their result to graphs embeddable on any fixed surface [4].

Theorem 1.1 ([4]). *For any integer $g \geq 0$, the classes \mathcal{C}_g , \mathcal{O}_g , and \mathcal{N}_g have a one-round proof labelling scheme with complexity at most $O(\sqrt{g} \cdot \log n)$.*

The proof of the planar case in [3] and its extension to general surfaces in [4] are fairly intricate, with the two papers totaling 65 pages. In this short note, we give a simple

and direct proof of Theorem 1.1, based on rotation systems together with a distributed computation of the Euler genus using Euler's formula along a rooted spanning tree.

The formal definition of proof labelling scheme is given in Section 2, and the basic terminology of graphs on surfaces is given in Section 3, along with a description of rotation systems and the Heffter-Edmonds-Ringel rotation principle. For the description of the certificates, we found it convenient to first present the orientable case (Section 4), which is slightly simpler, and then explain the small modifications we have to perform in the non-orientable case (Section 5). We could have presented everything in the latter setting, which is more general, but we believe it would not have helped the reader.

2. PROOF LABELLING SCHEMES

A *one-round proof labelling scheme* for a graph class \mathcal{F} is a pair $(\mathcal{P}, \mathcal{V})$, such that for any integer $n \geq 1$ and any n -vertex graph G , whose vertices are assigned distinct identifiers from $\{1, \dots, \text{poly}(n)\}$, the *prover* \mathcal{P} assigns to each vertex $v \in V(G)$ a certificate $c_G(v) \in \{0, 1\}^*$ (that might depend on the vertex identifiers), so that the *verifier* \mathcal{V} satisfies the following properties:

- each vertex $v \in V(G)$ collects the certificates $\mathcal{C}_G(v) = \{c_G(u) \mid uv \in E(G)\}$ of its neighbors (**one-round**)
- for any graph $G \in \mathcal{F}$ and any vertex $v \in V(G)$, $\mathcal{V}(c_G(v), \mathcal{C}_G(v)) = 1$ (**completeness**)
- for any graph $G \notin \mathcal{F}$, there exists a vertex $v \in V(G)$ such that $\mathcal{V}(c_G(v), \mathcal{C}_G(v)) = 0$ (**soundness**).

In other words, upon reading its certificate and the certificates of its neighbors, all vertices of a graph $G \in \mathcal{F}$ accept the instance, while at least one vertex in each graph $G \notin \mathcal{F}$ rejects the instance.

The *complexity* of the labelling scheme is the maximum size $|c_G(v)|$ of a certificate in an n -vertex graph of \mathcal{F} . If we say that the complexity is $O(f(n))$, for some function f , the $O(\cdot)$ notation refers to $n \rightarrow \infty$. The definition above assumes that there is a single round of communication between the vertices (when each node collects the certificates of its neighbors), this is why this type of proof labelling scheme is called a *one-round* proof labelling scheme. There is a more general definition [7] in which each node is allowed to gather the certificates of its neighbors at distance t , for some integer $t \geq 1$, but in our case it is enough to restrict ourselves to $t = 1$.

3. CELLULAR EMBEDDINGS AND ROTATION SYSTEMS

3.1. Surfaces. We refer the reader to the book by Mohar and Thomassen [8] for more details or any notion not defined here. All the graphs in this paper are simple (i.e. without loops and multiple edges), and connected. A *surface* is a non-null compact connected 2-manifold without boundary. A surface can be orientable or non-orientable. The *orientable surface of genus h* is obtained by adding $h \geq 0$ *handles* to the sphere, while the *non-orientable surface of genus k* is formed by adding $k \geq 1$ *cross-caps* to the sphere. The *Euler genus* of a surface Σ is defined as twice its genus if Σ is orientable, and as its (non-orientable) genus otherwise.

We say that an embedding is *cellular* if every face is homeomorphic to an open disk of \mathbb{R}^2 . If G is a graph with a cellular embedding in a surface of Euler genus g , then Euler's formula states that

$$|V(G)| - |E(G)| + |F(G)| = 2 - g,$$

where $V(G)$, $E(G)$, and $F(G)$ denote the set of vertices, edges, and faces of (the embedding of) G .

A graph G is k -degenerate if there is an ordering v_1, \dots, v_n of the vertices of G , such that for any $1 \leq i \leq n$, the vertex v_i has at most k neighbors v_j with $j < i$. Using Euler's

formula, it is not difficult to derive the following result due to Heawood (see [8, Theorem 8.3.1]).

Theorem 3.1 (Heawood). *For every $g \geq 0$, every graph embeddable on a surface of Euler genus at most g is k -degenerate, with $k = \max\left(5, \frac{5+\sqrt{1+24g}}{2}\right)$.*

3.2. Rotation systems. Let G be a graph. A *half-edge* of G is a pair (v, e) , where $v \in V(G)$ and e is an edge incident to v . We say that (v, e) and v are incident. The set of all half-edges of G is denoted by $B(G)$. A *rotation system* of G is a pair of permutations (σ, α) acting on $B(G)$, such that

- for any edge $e = uv \in E(G)$, $\alpha(v, e) = (u, e)$ and $\alpha(u, e) = (v, e)$ (i.e., α is an involution with no fixed point), and
- for each orbit of σ , there is a vertex $v \in V(G)$ such that the orbit consists of all the half-edges incident to v (in other words, we can view σ as a circular order on the half-edges incident to each vertex of G).

Each cellular embedding of a graph G in some orientable surface Σ can be translated into a rotation system by defining α as above and σ as the collection of circular orders on the half-edges around each vertex, in the positive orientation of the surface. Note that each orbit of $\alpha \circ \sigma$ corresponds to a different face of the embedding (where the half-edges appear in the negative orientation of the surface).

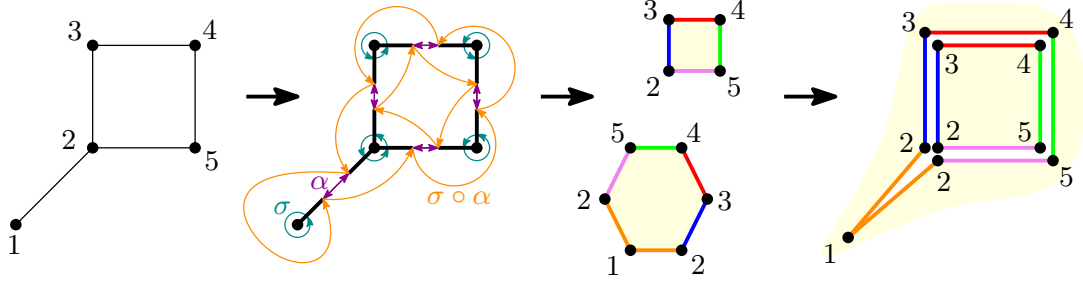


FIGURE 1. The conversion of a graph embedded in the plane (or the sphere) into a rotation system, and back into a graph embedded in the sphere (obtained by gluing the two polygons on edges of matching colors).

The Heffter-Edmonds-Ringel rotation principle (see Theorem 3.2.4 in [8]) states that every cellular embedding of a connected graph G in an orientable surface is uniquely determined, up to homeomorphism, by its rotation system.

Although it will not be needed in the remainder, it is worth explaining how to recover the embedding of G in Σ from the rotation system (σ, α) with ground set B . Each orbit σ_v of σ is associated to a distinct vertex v , and each orbit α_e of α is associated to a distinct edge e connecting the two vertices associated to the two elements of α_e . The resulting graph is precisely G . To each orbit of $\alpha \circ \sigma$, we associate a polygon f whose sides are indexed by the edges of G and whose vertices are indexed by the vertices of G . Note that vertices and edges of G might appear several times on the same polygon or on different polygons (indeed, each edge appears twice and each vertex v appears $d(v)$ times among all the polygons). The circular order on the vertices and edges on each polygon in the negative orientation coincides with the circular order of the elements of B in the corresponding orbit of $\alpha \circ \sigma$. For any edge e of G , we glue the two polygons containing e together on e (if a single polygon contains e twice, we glue the two sides corresponding to e together), by respecting the natural orientation of e (that is, if $e = uv$, the vertex u of one polygon is identified with the vertex u of the other polygon, and similarly for v), see Figure 1.

4. THE CERTIFICATE

We now describe our certificate for being embeddable on an orientable surface of Euler genus at most g , as well as the verification part at each vertex. Recall that all graphs in this paper are assumed to be simple and connected.

Let G be a connected graph embeddable on an orientable surface of Euler genus at most g . By considering an embedding of G on an orientable surface of minimum Euler genus, we can assume that G has a cellular embedding in an orientable surface Σ of Euler genus at most g (see [8, Propositions 3.4.1]). Consider such a cellular embedding of G in Σ , and let $F(G)$ denote the set of faces of the embedding. Let (σ, α) be the rotation system associated to the cellular embedding of G in Σ .

Our certificate consists in two parts: (1) a (local) description of the rotation system (σ, α) , and (2) a spanning tree of G which supports the (local) computation of the Euler genus, via Euler's formula.

4.1. A distributed rotation system. Let $v \in V(G)$. The certificate of v contains the identifier $\text{id}(v)$ of v . Since for any vertex u in G , $\text{id}(u) \in \{1, \dots, \text{poly}(n)\}$, storing a constant number of identifiers at v takes $O(\log n)$ bits.

Consider a half-edge (v, e) . The face f associated to the orbit of $\sigma \circ \alpha$ containing (v, e) is said to be the *face bounding the half-edge* (v, e) , and we say that (v, e) is bounded by f . The half-edge $(\sigma \circ \alpha)(v, e)$ is called *the next half-edge on f* with respect to (v, e) . Note that if an edge e of G is incident to a single face f , the two half-edges of e are bounded by f , while if e is incident to two distinct faces f_1, f_2 , one half-edge of e is bounded by f_1 and the other is bounded by f_2 .

In the remainder, it will be convenient to talk about the *identifier* $\text{id}((v, e))$ of a half-edge (v, e) , which we define as the pair $(\text{id}(v), \text{id}(u))$, where u is the endpoint of e distinct from v .

For each face f of G , the prover considers an arbitrary half-edge bounded by f and sets it as the *root* of f (in the remainder, if the root of f is (v, e) , we say that f *points to v*). The prover then assigns integers to the half-edges bounded by f as follows: for any half-edge (v, e) bounded by f , the f -index of (v, e) is the smallest integer $i \geq 0$ such that $(v, e) = (\sigma \circ \alpha)^i(u, e_0)$, where (u, e_0) denotes the root half-edge of f . So the root half-edge of f has f -index 0, and the maximum f -index is $d(f) - 1$, where $d(f)$ denotes the degree of f (the number of edges in a boundary walk of f , where edges appearing twice in the walk are counted with repetition). Note that if some half-edge has f -index i , the next half-edge on f has f -index $i + 1$ if and only if it is different from the root half-edge of f .

Our main goal is that after having collected the certificates of all its neighbors,

- v knows the orbit of σ associated to v (i.e. the circular ordering of the neighbors of v associated to the embedding),
- for each edge e incident to v , the vertex v knows whether (v, e) is the root half-edge of the face bounding (v, e) .

Note that we cannot store the circular ordering of the neighbors of v explicitly in the certificate of v , as it would require $\Omega(\Delta \log n)$ bits for a vertex of degree Δ (which can be as large as $n - 1$). Nevertheless, the fact that graphs embeddable on a fixed surface are sparse allows us to spread this information among the neighbors of v while maintaining the property that each vertex stores a certificate of at most $O(\log n)$ bits (this idea was also used in [3, 4]).

By Theorem 3.1, there is an order v_1, \dots, v_n on the vertices of G , such that each vertex v_i has at most $k = O(\sqrt{g})$ neighbors v_j with $j < i$. The neighbors v_j of v_i with $j < i$

are called the *special neighbors* of v_i . Note that for any edge uv , exactly one of u, v is a special neighbor of the other.

For each vertex v , let $(v, e_0), (v, e_1), \dots, (v, e_{d(v)-1})$ be the half-edges incident to v in the positive orientation, starting with some arbitrary half-edge (v, e_0) incident to v . For each $0 \leq i \leq d(v) - 1$, we say that (v, e_i) has v -index i , where v -indices are understood modulo $d(v)$, and we denote this half-edge by $\langle v \rangle_i$. By extension, we also say that the endpoint of e_i distinct from v has v -index i , so that the circular ordering of the half-edges around v coincides with a circular ordering of the neighbors of v (this is possible here since we deal with simple graphs).

Recall that each vertex v stores its identifier $\text{id}(v)$. In addition, for each special neighbor u of v , the vertex v stores the identifier $\text{id}(u)$ followed by:

- the u -index i of v and the v -index j of u ,
- the identifier of the root half-edge of the face f bounding the half-edge $\langle u \rangle_i$, and the f -index of $\langle u \rangle_i$.
- the identifier of the root half-edge of the face f' bounding the half-edge $\langle v \rangle_j$, and the f' -index of $\langle v \rangle_j$.

Each vertex has degree at most $n - 1$ and each face has degree at most $2|E(G)| = O(n^2)$, so storing each v -index or f -index takes at most $O(\log n)$ bits. It follows that storing all the information described above takes at most $O(k \log n)$ bits per vertices.

The verification process is the following. Each vertex collects the certificates of all its neighbors. For each edge uv , either u is a special neighbor of v or v is a special neighbor of u . So after having collected the certificates of their neighbors, both u and v are supposed to have all the *information concerning the edge uv* , namely: the identifiers $\text{id}(u)$ and $\text{id}(v)$, the u -index i of v , the v -index j of u , the identifiers of the root half-edges of the faces f and f' bounding $\langle u \rangle_i$ and $\langle v \rangle_j$ respectively, the f -index of $\langle u \rangle_i$ and the f' -index of $\langle v \rangle_j$. The verifier at each vertex v checks that for each neighbor u of v , the information concerning the edge uv was either received from u or stored at v , and not both (so u and v have consistent information concerning the edge uv). The verifier at v then checks that the set of v -indices of the neighbors of v form a circular permutation of $\{0, \dots, d(v) - 1\}$, thus certifying that the information collected by v is consistent with the local view of v in some embedding of G .

Let (σ, α) be the rotation system given by the v -indices of incident half-edges at each vertex v . By the Heffter-Edmonds-Ringel rotation principle, (σ, α) defines a unique cellular embedding of G on an orientable surface Σ (up to homeomorphism). Note that for any edge uv where i is the u -index of v and j is the v -index of u , and f is the face bounding $\langle u \rangle_i$ in Σ , the next half-edge on f with respect to $\langle u \rangle_i$ is $\langle v \rangle_{j+1}$ (see Figure 2).

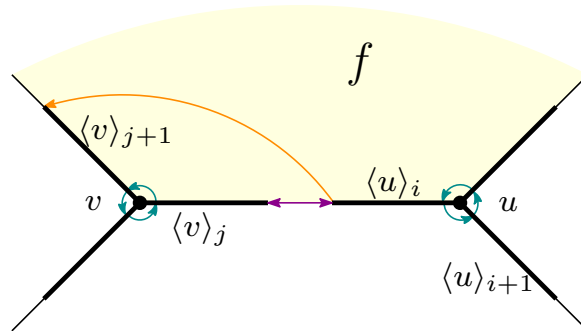


FIGURE 2. The next edge on f .

We now proceed to the "verification of faces". For each vertex v , we do the following. For any $0 \leq j \leq d(v) - 1$, let u_j be the neighbor of v with v -index j , and let $\pi(j)$ be the u_j -index of v . For any $0 \leq j \leq d(v) - 1$, the verifier at v checks that the half-edges $\langle u_j \rangle_{\pi(j)}$ and $\langle v \rangle_{j+1}$ agree on the identifier of the root half-edge of the face f bounding them, so that the knowledge of the root half-edge of f is consistent along the face f . This shows that each face has a unique root half-edge. In order to make sure that this root half-edge of f is actually bounded by f , the verifier at v simply checks that for $0 \leq j \leq d(v) - 1$, the f -index of $\langle v \rangle_{j+1}$ is equal to 0 if $\langle v \rangle_{j+1}$ is the root half-edge of f , or equal to 1 plus the f -index of $\langle u_j \rangle_{\pi(j)}$ otherwise. Since the face f is finite and circularly ordered, some half-edge (u, e) must have f -index at least the f -index of the next half-edge (u', e') on f , and by definition this is only possible if (u', e') has f -index 0. It follows that if the verifier at each vertex agrees with the instance, each face f has unique root half-edge, and this root half-edge is bounded by f (so f points to a unique vertex, and this vertex is lying on f). Hence, if no vertex has rejected the instance so far, each vertex knows whether each of its half-edges is the root half-edge of the face bounding it. In particular, each vertex knows the number of faces pointing to it.

4.2. Computation of the Euler genus. Using the information collected by each vertex v , and assuming all vertices have accepted the instance so far, we now certify that the surface Σ has Euler genus at most g . To do this, it suffices to compute $|V(G)|$, $|E(G)|$, and $|F(G)|$ and apply Euler's formula. We will do it by collecting the number of vertices, edges and faces along a spanning tree. Let T be a rooted spanning tree in G with root r . This spanning tree is certified locally using the following classical scheme (see [1, 2, 6]): the prover gives the identifier $\text{id}(r)$ of the root of T to each vertex v of G , as well as $d_T(v, r)$, its distance to r in T , and each vertex v distinct from the root is also given the identifier of its parent $p(v)$ in T . The verifier at v starts by checking that v agrees with all its neighbors in G with the identity of the root r of T . If so, if $v \neq r$, v checks that $d_T(v, r) = d_T(p(v), r) + 1$. Once the rooted spanning tree T has been certified, each vertex of G knows its children in T . This can be used to check that

- all vertices agree on the same number $n = |V(G)|$ of vertices: In order to do this, the prover gives n to each vertex v of G , as well as a counter $\nu(v)$ which is equal to the number of vertices in the subtree of T rooted in v . The verifier at every vertex v simply checks that v has the same value of n as its neighbors in G , and that $\nu(v)$ is equal to 1 plus the sum of $\nu(u)$, for all children u of v (if any). Note that this can be checked locally. It only remains to check that for the root r of T , $\nu(r) = n$.
- all vertices agree on the same number $m = |E(G)|$ of edges: Again, the prover gives the value of m to each vertex v of G , together with a counter $\mu(v)$ defined as the half of the sum of the degrees of the vertices in the subtree of T rooted in v . The verifier at v only needs to check that it agrees on the value of m with its neighbors in G , and that $\mu(v)$ is $\frac{1}{2}d_G(v)$ plus the sum of $\mu(u)$, for all children u of v (if any). Since $m = |E(G)| = \frac{1}{2} \sum_{v \in V(G)} d_G(v)$, it remains to check that for the root r of T , $\mu(r) = m$.
- all vertices agree on the same number $|F(G)|$ of faces: Again, the prover gives the value of $|F(G)|$ to each vertex v of G , together with a counter $\phi(v)$ equal to the number of faces pointing to vertices lying in the subtree of T rooted in v (recall that each face has a unique root half-edge, and each vertex knows the number of faces pointing to it). The verifier at v checks that $\phi(v)$ is the number of faces pointing to v plus the sum of $\phi(u)$, for all children u of v (if any). It remains to check that for the root r of T , $\phi(r) = |F(G)|$.

It follows that, assuming no vertex has rejected the instance so far, each vertex has now access to $|V(G)|$, $|E(G)|$, and $|F(G)|$, and can check whether

$$2 + |E(G)| - |V(G)| - |F(G)| \leq g.$$

As a consequence of Euler's formula, this is equivalent to say that the rotation system associated to G embeds G in an orientable surface of Euler genus at most g .

5. NON-ORIENTABLE SURFACES

The case of non-orientable surfaces is very similar to the case of orientable surfaces, but there is an additional twist. An *embedding scheme* is a rotation system (σ, α) , except that each orbit e of α has a sign $\lambda_e \in \{-1, 1\}$. Given a cellular embedding of a graph G in a surface Σ (which is orientable or non-orientable), we can associate a circular order around the half-edges incident to each vertex v , by choosing an arbitrary orientation of the topological neighborhood of v (positive or negative). This choice of local orders around the vertices gives σ , and the edges give α , as before. Since we have chosen arbitrary orientations around the vertices, the orientations around two adjacent vertices u and v may not be consistent (i.e. agree on a small topological neighborhood around the edge uv). If they are consistent we set $\lambda_{uv} = 1$ and otherwise we set $\lambda_{uv} = -1$. The surface is orientable if and only if there is a choice of local orientations that is globally consistent, that is such that the resulting signs satisfy $\lambda_e = 1$ for every edge e .

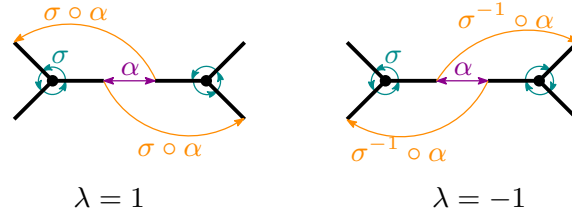


FIGURE 3. Description of the "next" half-edge on a face depending whether the local orderings of two adjacent vertices are consistent (left) or not (right).

It turns out that the Heffter-Edmonds-Ringel rotation principle still holds in this more general setting (see Theorem 3.1.1 in [8]). The only difference when retrieving the faces of the embedding is that in order to find the "next" half-edge on some face, with respect to some half-edge (v, e) , we consider the sign λ_e . If $\lambda_e = 1$, the next half-edge on the face bounding (v, e) is $(\sigma \circ \alpha)((v, e))$, as before. If $\lambda_e = -1$, the next half-edge on the face bounding (v, e) is $(\sigma^{-1} \circ \alpha)((v, e))$. So instead of identifying the faces in the embedding of G with orbits of $\sigma \circ \alpha$ as before, we identify them with orbits of the function $\varphi : (v, e) \mapsto (\sigma^{\lambda_e} \circ \alpha)((v, e))$. This is illustrated in Figure 3.

To adapt the certificate of the orientable setting to this more general framework, it suffices to add to the certificate of each vertex v , for each special neighbor u of v , the value of λ_{uv} . Using this additional information, the next half-edge on a face is computed using φ instead of $\sigma \circ \alpha$. This adds at most $k = O(\sqrt{g})$ bits to the size of the certificates, so the complexity of the proof labelling scheme remains $O(\sqrt{g} \log n)$.

REFERENCES

- [1] Y. Afek, S. Kutten, and M. Yung, *The local detection paradigm and its application to self-stabilization*, Theor. Comput. Sci. **186**(1-2) (1997), 199–229.
- [2] B. Awerbuch, B. Patt-Shamir, and G. Varghese, *Self-stabilization by local checking and correction*, In: 32nd Symposium on Foundations of Computer Science (FOCS), pages 268–277, 1991.

- [3] L. Feuilloley, P. Fraigniaud, I. Rapaport, É. Rémila, P. Montealegre, and I. Todinca, *Compact Distributed Certification of Planar Graphs*, In 39th ACM Symposium on Principles of Distributed Computing (PODC), 2020.
- [4] L. Feuilloley, P. Fraigniaud, P. Montealegre, I. Rapaport, É. Rémila, and I. Todinca, *Local Certification of Graphs with Bounded Genus*, ArXiv e-print 2007.08084, 2020.
- [5] M. Göös and J. Suomela, *Locally checkable proofs in distributed computing*, Theory of Computing **12(1)** (2016), 1–33.
- [6] G. Itkis and L.A. Levin, *Fast and lean self-stabilizing asynchronous protocols*, In: 35th Annual Symposium on Foundations of Computer Science (FOCS), pages 226–239, 1994.
- [7] A. Korman, S. Kutten, and D. Peleg, *Proof labeling schemes*, Distributed Computing **22(4)** (2010), 215–233.
- [8] B. Mohar and C. Thomassen, *Graphs on Surfaces*. Johns Hopkins University Press, Baltimore, 2001.
- [9] M. Naor, M. Parter, and E. Yogev, *The power of distributed verifiers in interactive proofs*, In: 31st ACM-SIAM Symposium on Discrete Algorithms (SODA), pages 1096–1115, 2020.

(L. Esperet) Laboratoire G-SCOP (CNRS, Univ. Grenoble Alpes), Grenoble, France
Email address: `louis.esperet@grenoble-inp.fr`

(B. Lévêque) Laboratoire G-SCOP (CNRS, Univ. Grenoble Alpes), Grenoble, France
Email address: `benjamin.leveque@grenoble-inp.fr`