

Quantum Algorithm for DOA Estimation in Hybrid Massive MIMO

Fan-Xu Meng

*National Mobile Communications Research Laboratory, Southeast University, Nanjing 211189, China
Frontiers Science Center for Mobile Information Communication and Security, Nanjing, Jiangsu 211111, China and
Quantum Information Center of Southeast University, Nanjing 211189, China*

Xu-Tao Yu* and Ze-Tong Li

*State Key Lab of Millimeter Waves, Southeast University, Nanjing 211189, China
Frontiers Science Center for Mobile Information Communication and Security, Nanjing, Jiangsu 211111, China and
Quantum Information Center of Southeast University, Nanjing 211189, China*

Zai-Chen Zhang

*National Mobile Communications Research Laboratory, Southeast University, Nanjing 211189, China
Frontiers Science Center for Mobile Information Communication and Security, Nanjing, Jiangsu 211111, China
Quantum Information Center of Southeast University, Nanjing 211189, China and
Purple Mountain Laboratories, Nanjing, Jiangsu 211111, China*

(Dated: February 9, 2021)

The direction of arrival (DOA) estimation in array signal processing is an important research area. The effectiveness of the direction of arrival greatly determines the performance of multi-input multi-output (MIMO) antenna systems. The multiple signal classification (MUSIC) algorithm, which is the most canonical and widely used subspace-based method, has a moderate estimation performance of DOA. However, in hybrid massive MIMO systems, the received signals at the antennas are not sent to the receiver directly, and spatial covariance matrix, which is essential in MUSIC algorithm, is thus unavailable. Therefore, the spatial covariance matrix reconstruction is required for the application of MUSIC in hybrid massive MIMO systems. In this article, we present a quantum algorithm for MUSIC-based DOA estimation in hybrid massive MIMO systems. Compared with the best-known classical algorithm, our quantum algorithm can achieve an exponential speedup on some parameters and a polynomial speedup on others under some mild conditions. In our scheme, we first present the quantum subroutine for the beam sweeping based spatial covariance matrix reconstruction, where we implement a quantum singular vector transition process to avoid extending the steering vectors matrix into the Hermitian form. Second, a variational quantum density matrix eigensolver (VQDME) is proposed for obtaining signal and noise subspaces, where we design a novel objective function in the form of the trace of density matrices product. Finally, a quantum labeling operation is proposed for the direction of arrival estimation of the signal.

PACS numbers: 03.67.Hk

I. INTRODUCTION

The direction of space signal arrival estimation [1] is a crucial issue in signal processing, which has also gained significant attention in many applications, including smart antenna systems and wireless locations. The core of the direction of arrival estimation is to determine signal source location in a certain space area where the entire spatial spectrum consists of the target, observation, and estimation stages [2]. As the signals are assumed to be distributed in the space of all the directions, the spatial spectrum of the signal can be exploited to provide a good effect for the direction of arrival estimation. Spatial spectrum-based algorithms are the most successful algorithmic frameworks in the past few decades. Among these are the famous estimation of signal parameters via rotational invariance technique (ES-PRIT) and multiple signal classification (MUSIC). ES-

PRIT [3–7] has exploited the invariance property for direction estimation. However, these algorithms [3–7] have almost the same performance and can only be applied to array structures with some peculiar geometries. MUSIC was first proposed by Schmidt in [8]. It is the most widely used subspace and spectral estimation method based on the decomposition of eigenvalues. Moreover, MUSIC algorithm can also match some types of irregularly spaced arrays.

Compared with conventional MIMO, Massive MIMO, which is one of the most important enabling technologies in the fifth generation (5G) systems [9], can obtain significant array gain with a large number of antennas. Moreover, the frequency resources at the millimeterwave system can be used efficiently with massive MIMO. To reduce the cost of radio frequency chains at millimeterwave bands, the hybrid massive MIMO structure [10–13] have been proposed, where received signals are fed to the analog phase shifters and then combined in the analog domain before being sent to the receiver. Therefore, the receiver cannot directly obtain the received signals at the antennas, which results in the failure of con-

* yuxutao@seu.edu.cn

structing the spatial covariance matrix in DOA estimation. For the application of MUSIC in the hybrid massive MIMO, a novel technique for spatial covariance matrix reconstruction [14] was designed. In this approach, analog beamformer switches the beam direction to predetermined DOA angles in turn, and the average of received power in each sweeping beam is only required. Thus, the spatial covariance matrix can be reconstructed by solving the regularized least square problem, which can ensure that MUSIC can be appropriate for hybrid massive MIMO systems. In this technique, the reconstruction of the spatial covariance matrix can be implemented in the runtime $O(M^\omega + M^2Q)$, where $\omega \in (5, 6)$, M and Q are the number of antenna elements and predetermined DOA angles, respectively. Subsequently, based on the spatial covariance matrix, MUSIC algorithm can be performed with the complexity $O(M^3 + M^2K)$, where K is the size of the direction searching space. Therefore, MUSIC-based DOA estimation in hybrid massive MIMO system runs in approximate $O(M^\omega + M^2KQ)$ complexity. However, in the 6G and post 6G era, with the increase of the number of antenna elements, signal sources, and snapshots, high time and space complexity will be the limit and the drawback of the classical algorithm for the hybrid massive MIMO systems.

Quantum computing was established as a promising extension to classical computation and was theoretically shown to perform significantly better in selected computational problems. We are witnessing the influence of quantum information processing on its classical counterpart. Following the discovery of quantum algorithms for factoring [15], database searching [16] and quantum matrix inverse [17], a range of quantum algorithms [18–26] have shown the capability of outperforming classical algorithms in machine learning. However, only a very small number of research works focus on connecting quantum algorithms to wireless communication systems. Among these are quantum search algorithms assisted multi-user detection [27], quantum-inspired tabu search algorithm for antenna selection in massive MIMO [28], and quantum-assisted routing optimization [29] and quantum-aided multi-user transmission [30]. All of the aforementioned research makes full use of Grover algorithm and its variants to solve the search problems, which achieve quadratic speedup over classical counterparts. Moreover, the quantum algorithm for MUSIC [31] has also been proposed with the polynomial speedup. However, above these algorithms will require the enormous number of qubits, quantum gates and circuit structures with deep depth.

Fortunately, noisy intermediate-scale quantum (NISQ) devices [32] are considered as a significant step toward more powerful quantum computer and shown quantum supremacy. Therefore, an important direction is to find useful algorithms that can work on NISQ devices. The leading strategy for various problems using NISQ devices are called variational quantum algorithms (VQA) [33], which can be implemented in a shallow-depth param-

eterized quantum circuit. These parameters will be optimized in classical computers with respect to certain loss functions. Recently, a number of variational quantum algorithms have been proposed, including the ground and excited states preparation of Hamiltonian or density matrix [34–38], singular value decomposition [39, 40], matrix operations [41–43], quantum state fidelity estimation [44], quantum Gibbs state preparation [45, 46] and the calculation of the Green’s function [47]. Furthermore, unlike the strong need for error correction in fault-tolerant quantum computation, the noise in shallow quantum circuits can be suppressed via quantum error mitigation [48–50], which can demonstrate the feasibility of quantum computing with NISQ devices.

In the present study, we propose a quantum algorithm for MUSIC-based DOA estimation in the hybrid massive MIMO system. Our work consists of three contributions. First, we present the quantum subroutine for the reconstruction of the spatial covariance matrix, where the efficient quantum circuit is designed to prepare any row vector of the steering vectors matrix, and propose the quantum singular vector transition process to avoid extending the steering vectors matrix into a Hermitian form. Second, we design the variational quantum density matrix eigensolver (VQDME) algorithm for the eigendecomposition part of MUSIC algorithm, where orthogonal base vectors of signal subspace and noise subspace are obtained, effectively. Third, a quantum labeling algorithm is presented for the direction estimation. Consequently, the time complexity of our quantum algorithm is analyzed, and an exponential speedup on some parameters and a polynomial speedup on others compared with classical counterparts are shown under some mild conditions.

The remainder of this paper is organized as follows. In Sec.II, we provide some requisite background information and give a brief overview of the reconstruction of the spatial covariance matrix in hybrid massive MIMO systems and the classical MUSIC algorithm. In Sec.III, the key quantum subroutines are introduced in detail. Finally, a summary and discussions are included in Sec.IV.

II. PRELIMINARIES

In this section, we provide the necessary background to better understand this paper. In Sec.II A, we briefly view some basic notations used in this paper. In Sec.II B, a detailed overview of the reconstruction of the spatial covariance matrix algorithm is presented. Then, a detailed overview of MUSIC algorithms is depicted in Sec.II C.

A. Notation

Throughout, we obey the following conventions. I_N refers to an $N \times N$ identity matrix. For an arbitrary matrix $A \in \mathbb{C}^{M \times N}$, let $A = U\Lambda V^H$ be

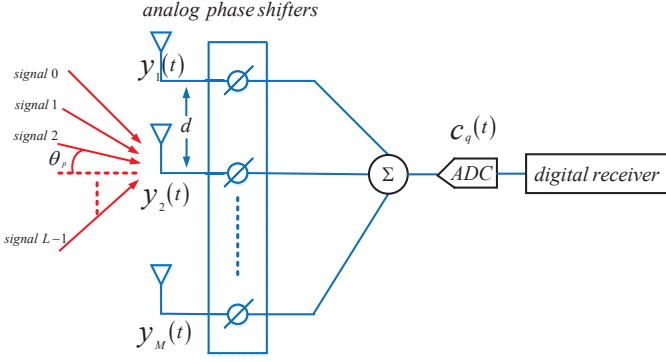


FIG. 1: Signal combination is sampled via analog-to-digital converter (ADC) before sending to the digital receiver.

the singular value decomposition (SVD) of A . Here, $U = [u_1, u_2 \dots u_M]$ and $V = [v_1, v_2 \dots v_N]$ are unitary matrices with the left and right singular vectors of X as columns, respectively. Λ is a diagonal matrix with a singular value σ_i as a diagonal element. The economy-sized SVD can be $A = \sum_{i=1}^r \sigma_i u_i v_i^H$, where r is the rank of A . The form of eigenvalue decomposition of AA^H can be expressed as $AA^H = \sum_{i=1}^r \sigma_i^2 u_i u_i^H$, where σ_i^2 is the eigenvalue of AA^H . $\|\cdot\|_F$ refers to Frobenius norm, and \otimes denotes Kronecker product. The vectorization of a matrix A can be denoted as $\text{vec}(A) = (x_{11}, x_{21} \dots x_{M1}, x_{12}, x_{22} \dots x_{M2}, \dots, x_{MN})^T$ and $\text{vec}(A) = \sum_{i=1}^r \sigma_i u_i \otimes v_i$.

B. REVIEW OF THE SPATIAL COVARIANCE MATRIX RECONSTRUCTION

Without loss of generality, we assume that there exists a set of predetermined DOA angles $\{\theta^{(i)}\}_{i=1}^Q$, $\theta^{(1)} < \theta^{(2)} < \dots < \theta^{(Q)}$. The beam direction is switched by the analog beamformer to the predetermined DOA angle in turn. Then, the combination of the received signals in the receiver can be represented by $c_q(t) = a^H(\theta^{(q)}) y(t)$, which is shown in Fig. 1. Thus, a sample of the signal combination can be given by

$$c_q[n] = c_q(nT_s) = a^H(\theta^{(q)}) y[n] \quad (1)$$

where T_s denotes the sample period and $y[n] = y(nT_s)$. The steering vector $a(\theta^{(q)})$ is defined as follows

$$a(\theta^{(q)}) = \left[1, e^{-j\frac{2\pi d}{\lambda} \sin(\theta^{(q)})}, \dots, e^{-j\frac{2\pi d(M-1)}{\lambda} \sin(\theta^{(q)})} \right]^T \quad (2)$$

where the distance d between consecutive elements is equal to half of the signal wavelength λ . Let P_q be the

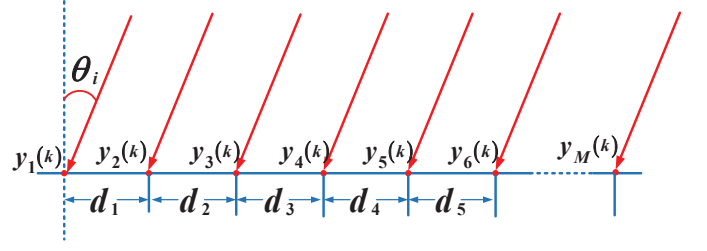


FIG. 2: One-dimensional structure of an antenna array.

average power of $c[n]$, then we can obtain

$$P_q = \frac{1}{N} \sum_{n=0}^{N-1} |c_q[n]|^2 = a^H(\theta^{(q)}) \frac{1}{N} \sum_{n=0}^{N-1} y[n] y^H[n] a(\theta^{(q)}) \quad (3)$$

When the number of samples is large enough, the sample average in Eq. (3) can be replaced by the statistical average, and we can obtain

$$P_q = a^H(\theta^{(q)}) R a(\theta^{(q)}) \quad (4)$$

Using the vectorization definition to Eq. (4),

$$\begin{aligned} \text{vec}\{a^H(\theta^{(q)}) R a(\theta^{(q)})\} \\ = [a^T(\theta^{(q)}) \otimes a^H(\theta^{(q)})]^T \text{vec}(R) \end{aligned} \quad (5)$$

Let $a_q = a(\theta^{(q)}) \otimes a^*(\theta^{(q)})$ and $r = \text{vec}(R)$, then Eq. (4) can be rewritten as

$$a_q^T r = P_q \quad (6)$$

Given the group of predetermined DOA angles, we can obtain

$$Ar = P \quad (7)$$

where $A = (a_1, a_2, \dots, a_Q)^T$ is a $Q \times M^2$ matrix and $P = (P_1, P_2, \dots, P_Q)^T$ is a $Q \times 1$ vector. To avoid the ill-conditioned result, diagonal loading is adopted, and then we can obtain the vector form of the spatial covariance matrix as follows

$$\hat{r} = (A^H A + \sigma^2 I_{M^2})^{-1} A^H P \quad (8)$$

where $\hat{R} = \text{unvec}(\hat{r})$ is the desired spatial covariance matrix.

C. REVIEW OF THE CLASSICAL MUSIC ALGORITHM

We assume that there are L narrowband source signals incident upon an array of M antenna elements. These M elements are linearly spaced with equal distance between consecutive elements shown in Fig. 2. Without loss of generality, we assume that the number of antenna elements is greater than the number of signals,

i.e., ($M \gg L$). The distance between consecutive elements is equal to half of the signal wavelength λ ; namely, $d_1 = d_2 = d_3 = \dots = d_M = \frac{\lambda}{2}$.

Let $y(k) = [y_1(k), y_2(k), \dots, y_M(k)]^T$ be the k th observation data from L source signals impinging on an array of M elements; that is,

$$y(k) = \sum_{i=0}^{L-1} s_i(k) a(\theta_i) + n(k) = As(k) + n(k) \quad (9)$$

where $A = [a(\theta_0), a(\theta_1), \dots, a(\theta_{L-1})]$ is an $M \times L$ array matrix, signal vector and noise vector are independent. $s(k) = [s_0(k), s_1(k), \dots, s_{L-1}(k)]^T$ is an incident signal vector with zero mean value, $n(k)$ is the Gaussian noise vector with zero mean value and $\sigma^2 I_N$ covariance matrix. Then, the $M \times M$ spatial covariance matrix of the received signal vector in Eq. (9) can be obtained as

$$R = E \{y(k) y^H(k)\} \quad (10)$$

As the spatial covariance matrix is Hermitian, the eigen-decomposition form can be represented as

$$R = U_s \Lambda_s U_s^H + U_n \Lambda_n U_n^H \quad (11)$$

where $U_s = [u_1, u_2, \dots, u_L]$ is an $M \times L$ matrix representing signal subspace, $U_n = [u_{L+1}, u_{L+2}, \dots, u_M]$ is a group of the orthogonal base vectors of noise subspace.

The object of the direction angle estimation is

$$\theta_{MUSIC} = \arg \min_{\theta} a^H(\theta) U_n U_n^H a(\theta) \quad (12)$$

Analogously, direction angle estimation can also be represented in terms of its reciprocal to obtain peaks; that is,

$$P_{MUSIC} = \frac{1}{a^H(\theta) U_n U_n^H a(\theta)} \quad (13)$$

In conventional MUSIC algorithm, the distribution of received signal vector $y(k)$ is unknown. Therefore, the spatial covariance matrix in Eq. (10) can be estimated by the sample average, that is $R \approx \frac{1}{N} \sum_{k=1}^N y(k) y^H(k)$ where N indicates the number of samples.

III. QUANTUM ALGORITHM FOR DOA ESTIMATION

In this section, we propose a quantum algorithm for MUSIC-based DOA estimation. We first characterize the quantum subroutine for the reconstruction of the spatial covariance matrix in Sec.III A. Next, in Sec.III B, the variational quantum density matrix eigensolver (VQDME) algorithm is designed for the eigen-decomposition in MUSIC algorithm. In this subroutine, we design a novel cost function, which can be effectively computed in a quantum computer. Then, we present a quantum labeling operation based on a set of quantum states for finding directions satisfying Eq. (12) or (13). Finally, the combination of these parts can implement the quantum DOA estimation in hybrid massive MIMO systems.

A. The quantum subroutine for the reconstruction of the spatial covariance matrix

In this subroutine, to obtain the vector form of the spatial covariance matrix in Eq. (8), we assume that P is stored in quantum random access memory [24] with a suitable data structure of binary trees. Then, the quantum state $|P\rangle$ can be prepared as

$$U_P : |0\rangle \rightarrow \frac{1}{\|P\|_2} \sum_{i=0}^{Q-1} P_i |i\rangle \quad (14)$$

Next, we design an efficient quantum circuit to prepare any row of A . As every row of A can be presented as Kronecker product of the steering vector and its conjugate $a_q = a(\theta^{(q)}) \otimes a^*(\theta^{(q)})$, $q = 1, 2, \dots, Q$. Therefore, we first design a quantum circuit to prepare $|a(\theta^q)\rangle$, the detailed circuit can be shown in Fig. 3. Here, we shown an example of preparing a 4×1 steering vector to demonstrate the quantum circuit implementation.

$$\begin{aligned} & \frac{1}{2} \left| \frac{2\pi d \sin \theta}{\lambda} \right\rangle (|0\rangle + |1\rangle) (|0\rangle + |1\rangle) |0\rangle = \frac{1}{2} \left| \frac{2\pi d \sin \theta}{\lambda} \right\rangle (|0\rangle |0\rangle + |0\rangle |1\rangle + |1\rangle |0\rangle + |1\rangle |1\rangle) |0\rangle \\ &= \frac{1}{2} \left| \frac{2\pi d \sin \theta}{\lambda} \right\rangle \left(|0\rangle |0\rangle |0\rangle + |0\rangle |1\rangle e^{-j \frac{2\pi d \sin \theta}{\lambda}} |0\rangle + |1\rangle |0\rangle e^{-j \frac{2\pi d \sin \theta}{\lambda}} |0\rangle + |1\rangle |1\rangle e^{-j \frac{2\pi d \sin \theta}{\lambda}} |0\rangle \right) \\ &= \frac{1}{2} \left| \frac{2\pi d \sin \theta}{\lambda} \right\rangle \left(|0\rangle |0\rangle + e^{-j \frac{2\pi d \sin \theta}{\lambda}} |0\rangle |1\rangle + e^{-j \frac{2\pi d \sin \theta}{\lambda}} |1\rangle |0\rangle + e^{-j \frac{2\pi d \sin \theta}{\lambda}} |1\rangle |1\rangle \right) |0\rangle \\ &= \left| \frac{2\pi d \sin \theta}{\lambda} \right\rangle |a(\theta)\rangle |0\rangle \end{aligned} \quad (15)$$

Thus, any row of A can be prepared in following quantum circuit Fig. 4, and then we define two unitary mappings U_M and U_N as follows

$$U_M : |i\rangle |0\rangle \rightarrow \frac{1}{\|A_i\|_2} \sum_{j=0}^{M^2-1} A_{ij} |i\rangle |j\rangle = \sum_{j=0}^{M^2-1} \frac{A_{ij}}{M} |i\rangle |j\rangle \quad (16)$$

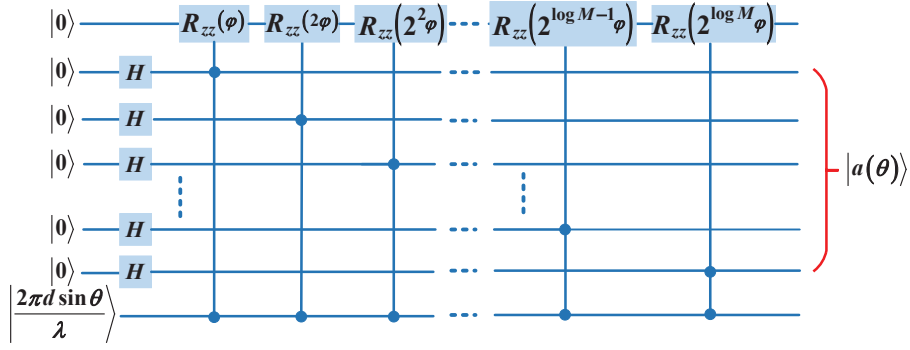


FIG. 3: Quantum circuit for steering vector and $R_{ZZ}(\varphi_i) = \begin{pmatrix} e^{j\varphi_i} & 0 \\ 0 & e^{j\varphi_i} \end{pmatrix}$

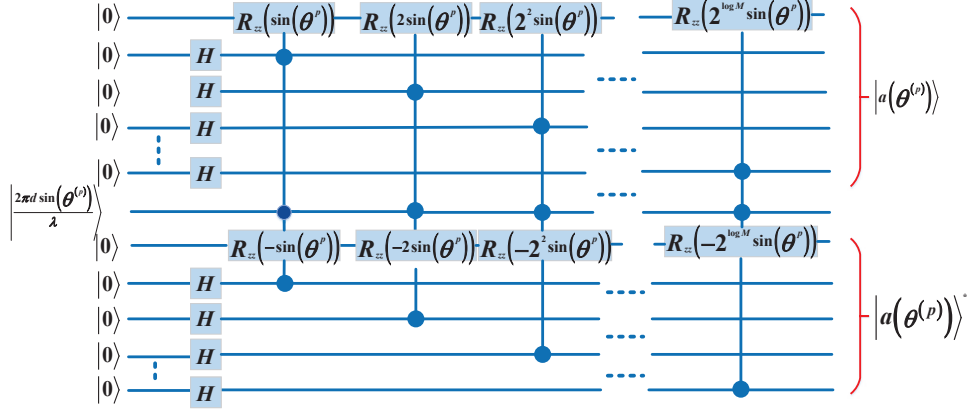


FIG. 4: Quantum circuit implementing any row of A

$$U_N : |0\rangle |j\rangle \rightarrow \frac{1}{\|A\|_F} \sum_{i=0}^{Q-1} \|A_i\|_2 |i\rangle |j\rangle \quad (17)$$

$$= \frac{1}{M\sqrt{Q}} \sum_{i=0}^{Q-1} M |i\rangle |j\rangle$$

where A_i is the i th row of A . Obviously, U_N can be implemented with the complexity $O(\log Q)$, and based on circuit Fig. 3 and 4, the implementation of U_M can be

performed in the complexity $O(\text{poly log } MQ)$. Moreover, we can obtain the following normalization form of A ,

$$\langle i | \langle 0 | U_M^H U_N | 0 \rangle | j \rangle = \frac{A_{ij}}{\|A\|_F} = \frac{A_{ij}}{M\sqrt{Q}} \quad (18)$$

Then, the quantum state form of \hat{r} can be represented

$$|\hat{r}\rangle \propto (A^H A + \sigma^2 I_{M^2})^{-1} A^H |P\rangle = \sum_{i=1}^{\gamma} \frac{\alpha_i \sigma_i}{\sigma_i^2 + \sigma^2} |v_i\rangle \quad (19)$$

where $\alpha_i = \langle u_i | P \rangle$ and γ is the rank of A , and $|v_i\rangle$, $|u_i\rangle$ and σ_i are the right, left singular vectors and corresponding singular value, respectively. By considering U_M and U_N , we prove the following singular vector transition theorem,

Theorem 1 *Given a $Q \times M^2$ matrix A and the quantum state $\sum_i \beta_i |u_i\rangle$, there exists a quantum algorithm implementing the following mapping*

$$T : \sum_i \beta_i |u_i\rangle \longrightarrow \sum_i \beta_i |v_i\rangle \quad (20)$$

and the complexity can be approximately estimated as

$$O\left(\frac{\|A\|_F \text{poly}(\log QM)}{\epsilon}\right).$$

See **Appendix A** for details of the singular vector transition theorem. Therefore, based on the definition of U_M , U_N and the above theorem, the detailed quantum algorithm is as follows:

(1) Prepare the state as follows

$$|\hat{\varphi}\rangle = |0\rangle |P\rangle = \sum_{i=1}^Q \alpha_i |0\rangle |u_i\rangle \quad (21)$$

(2) Apply the quantum singular value estimation (QSVE) technique [24], we have the state

$$|\hat{\varphi}\rangle = \sum_{i=1}^Q \alpha_i |\sigma_i\rangle |u_i\rangle \quad (22)$$

(3) Add a register with $|0\rangle$ and perform the controlled rotation operation, controlled by the register storing the singular value, we have the following state

$$|\hat{\varphi}\rangle = \sum_{i=1}^Q \alpha_i \left(\frac{C \sigma_i}{\sigma_i^2 + \sigma^2} |0\rangle + \sqrt{1 - \left(\frac{C \sigma_i}{\sigma_i^2 + \sigma^2} \right)^2} |1\rangle \right) |\sigma_i\rangle |u_i\rangle \quad (23)$$

where C is a constant, that is $C = 1 / \max_i \frac{\sigma_i}{\sigma_i^2 + \sigma^2}$.

(4) Uncomputing the second register and measure the first register $|0\rangle$ with the probability $P(|0\rangle)$, we have the state

$$|\hat{\varphi}\rangle = \frac{1}{\sqrt{\sum_{i=1}^Q |\alpha_i|^2 \left(\frac{\sigma_i}{\sigma_i^2 + \sigma^2} \right)^2}} \sum_{i=1}^Q \frac{\alpha_i \sigma_i}{\sigma_i^2 + \sigma^2} |u_i\rangle \quad (24)$$

where $P(|0\rangle) = \sum_{i=1}^Q |\alpha_i|^2 \left(\frac{C \sigma_i}{\sigma_i^2 + \sigma^2} \right)^2$.

(5) Perform the unitary transformation $T : |u_i\rangle \rightarrow |v_i\rangle$, we can obtain

$$|\hat{r}\rangle = |\hat{\varphi}\rangle = \frac{1}{\sqrt{\sum_{i=1}^Q |\alpha_i|^2 \left(\frac{\sigma_i}{\sigma_i^2 + \sigma^2} \right)^2}} \sum_{i=1}^Q \frac{\alpha_i \sigma_i}{\sigma_i^2 + \sigma^2} |v_i\rangle \quad (25)$$

where more details of T is deferred to **Appendix A**. Thus, we can obtain the quantum state $|\hat{\varphi}\rangle$, which is proportional to the vector form of the spatial covariance matrix. Subsequently, for the goal of eigen-decomposition in MUSIC, we transform $|\hat{\varphi}\rangle$ into a density matrix based on Schmidt decomposition theorem,

Theorem 2 *Given compound system $|\chi\rangle$, there exist subsystems A and B so that*

$$|\chi\rangle = \sum_i \lambda_i |\varphi_A\rangle |\varphi_B\rangle \quad (26)$$

where λ_i is the Schmidt coefficient and $\sum_i \lambda_i^2 = 1$, and $|\varphi_A\rangle$ and $|\varphi_B\rangle$ are the standard orthogonal bases of subsystems A and B , respectively.

By Schmidt decomposition theorem, $|\hat{\varphi}\rangle$ can be rewritten as follows

$$\begin{aligned} |\hat{\varphi}\rangle &= \frac{1}{\sqrt{\sum_{i=1}^Q |\alpha_i|^2 \left(\frac{\sigma_i}{\sigma_i^2 + \sigma^2} \right)^2}} \sum_{i=1}^Q \frac{\alpha_i \sigma_i}{\sigma_i^2 + \sigma^2} |v_i\rangle \\ &= \sum_{j=1}^{\hat{r}} \sigma_j^{\hat{r}} |u_j^{\hat{r}}\rangle_A |v_j^{\hat{r}}\rangle_B \end{aligned} \quad (27)$$

where $|u_j^{\hat{r}}\rangle$ and $|v_j^{\hat{r}}\rangle$ are left and right singular vectors of $|\hat{r}\rangle$, $\sigma_j^{\hat{r}}$ is corresponding singular value, respectively.

As the spatial covariance matrix is positive definite, its singular vectors are the same as eigenvectors, namely, $|u_j^{\hat{r}}\rangle_A = |v_j^{\hat{r}}\rangle_B$. Therefore, we take the partial trace on the B register of $|\hat{\varphi}\rangle \langle \hat{\varphi}|$ and the density matrix representation $\rho_{\hat{R}}$ can be denoted as

$$\rho_{\hat{R}} = \text{tr}_B(|\hat{\varphi}\rangle \langle \hat{\varphi}|) = \sum_{i=1}^{\hat{r}} (\sigma_i^{\hat{r}})^2 |u_i^{\hat{r}}\rangle_A \langle u_i^{\hat{r}}| \quad (28)$$

where $\rho_{\hat{R}}$ have the same eigenvectors as the spatial covariance matrix.

B. The variational quantum density matrix eigensolver for MUSIC

Here, we propose the variational quantum eigensolver for the density matrix, which variationally learns the largest nonzero eigenvalues of the density matrix as well as a gate sequence $V(\theta)$ that prepares the corresponding eigenvectors. Before elaborately introducing our variational quantum eigensolver, we first briefly review following von Neumann theorem,

Theorem 3 *Given a symmetric matrix $H \in R^{M \times M}$, for $k \in \{1, 2, \dots, M\}$, there exists the following form*

$$\sum_{i=1}^k \lambda_i = \max_{V^H V = I} \text{tr}(V^H H V) = \max_{\langle v_i | v_j \rangle = \delta_{ij}} \langle v_i | H | v_j \rangle \quad (29)$$

where $\lambda_1, \lambda_2, \dots, \lambda_k$ are eigenvalues of H and $V = [v_1, v_2, \dots, v_k]$ are corresponding eigenvectors.

Based on von Neumann theorem and Subspace-search variational quantum eigensolver [51], our variational quantum eigensolver can be depicted in **Algorithm 1**

Algorithm 1 : The variational quantum density matrix eigensolver

Input : the density matrix $\rho_{\hat{R}}$, a set of positive real weights $q_1 > q_2 > \dots > q_L > 0$

step 1: Construct an ansatz circuit $V(\vec{\theta})$ and choose input states $\{|\varphi_i\rangle\}_{i=1}^L$, which are mutually orthogonal quantum states.

step 2: Define an objective function $L(\vec{\theta}) = \left(\sum_{i=1}^L q_i \right) \sum_{i=1}^L \frac{q_i}{\left(\sum_{i=1}^L q_i \right)} \langle \varphi_i | V^H(\vec{\theta}) \rho_{\hat{R}} V(\vec{\theta}) | \varphi_i \rangle$.

step 3: Rewritten the objective function $L(\vec{\theta})$ as $\left(\sum_{i=1}^L q_i \right) C(\vec{\theta})$.

step 4: Compute $C(\vec{\theta})$ in a quantum computer and apply the classical optimization algorithm to maximize $C(\vec{\theta})$. The optimal $\vec{\theta}$ can be represented as $\vec{\theta}^*$.

Output : $\{V(\vec{\theta}^*)|\varphi_i\rangle\}_{i=1}^L$ are approximate eigenvectors.

In step 1, given a series of parameter vectors $\vec{\theta} = (\theta_1, \theta_2, \dots, \theta_m)$, the quantum circuit V is defined as

$$V(\vec{\theta}) = V_m(\theta_m) V_{m-1}(\theta_{m-1}) \dots V_1(\theta_1) \quad (30)$$

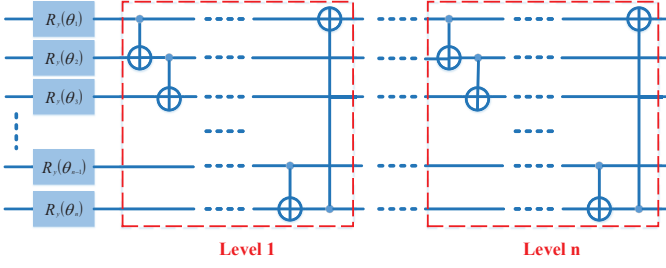


FIG. 5: The structure of the ansatz circuit.

where the ansatz circuit can be shown in Fig. 5. Note that the number of parameters is logarithmically proportional to the dimension of the density matrix. These parameterized quantum circuits have shown significant potential power in quantum neural network and quantum circuit Born machines [52–54].

In step 3, $C(\vec{\theta})$ can be denoted as

$$C(\vec{\theta}) = \sum_{i=1}^L \frac{q_i}{\left(\sum_{i=1}^L q_i\right)} \langle \varphi_i | V^H(\vec{\theta}) \rho_{\hat{R}} V(\vec{\theta}) | \varphi_i \rangle \quad (31)$$

Further, we can transform $C(\vec{\theta})$ into a trace form as follows

$$C(\vec{\theta}) = \text{tr} \left(V^H(\vec{\theta}) \rho_{\hat{R}} V(\vec{\theta}) \rho_f \right) \quad (32)$$

where $\rho_f = \sum_{i=1}^L \frac{q_i}{\sum_{i=1}^L q_i} |\varphi_i\rangle \langle \varphi_i|$. Unlike existing variational quantum eigensolvers, the density matrix $\rho_{\hat{R}}$ can not be represented as a linear combination of unitary matrices. This is because the density matrix is the output of the quantum algorithm in the previous quantum subroutine, we do not have any prior information on $\rho_{\hat{R}}$ without quantum tomography. However, we transform the expectation form in the objective function into the trace of two density matrices. Thus, in our quantum algorithm, a linear combination of unitary matrices is not required and the objective function $C(\vec{\theta})$ can effectively be implemented in Destructive Swap Test, which is shown in Fig. 6. Moreover, the detailed quantum implementation scheme is depicted in Fig. 7, and for the implementation, we consider the following a 4×4 density matrix (using two qubit).

Example: An random density matrix ρ_{in} with four fixed eigenvalues $\lambda_1 = 0.4, \lambda_2 = 0.3, \lambda_3 = 0.2, \lambda_4 = 0.1$, a group of positive real weights are $q_1 = 4, q_2 = 3, q_3 = 2, q_4 = 1$ and $|\varphi_1\rangle = |1\rangle, |\varphi_2\rangle = |2\rangle, |\varphi_3\rangle = |3\rangle, |\varphi_4\rangle = |4\rangle$. The experiment's results of the VQDME implementation are shown in Fig. 8. As shown in the above figures, we can obtain four eigenvalues and eigenvectors within 200 quantum-classical hybrid iterations, which are very close to the exact ones.

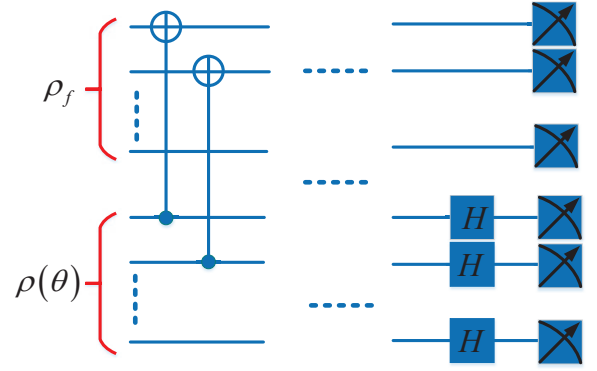


FIG. 6: Destructive Swap Test for loss function C .

C. The quantum labeling operation for directions searching

To implement the direction angles estimation, we can rewrite the object (12) as

$$\begin{aligned} \theta_{MUSIC} &= \min_{\theta} a^H(\theta) U_n U_n^H a(\theta) = \\ &= \min_{\theta} a^H(\theta) (I - U_s U_s^H) a(\theta) = \\ &= \min_{\theta} (M - a^H(\theta) U_s U_s^H a(\theta)) = \\ &= \max_{\theta} a^H(\theta) U_s U_s^H a(\theta) = \max_{\theta} \sum_{i=1}^L (\alpha_i^{\theta})^2 \end{aligned} \quad (33)$$

where $\alpha_i^{\theta} = a^H(\theta) u_i, i = 1, 2, \dots, L$ are the projections on the signal subspace. Although we have implemented the optimal quantum network $V(\vec{\theta}^*)$, it is hard to construct the controlled $V(\vec{\theta}^*)$. Namely, we can not prepare a coherent state of $\{|u_i\rangle\}_{i=1}^L$ and the projections on the signal subspace can also be calculated by the quantum parallelism. Fortunately, the projections on entire space can be obtained by the quantum computing, and a quantum labeling algorithm is required to extract the projections on the signal subspace from ones on entire space. Here, we design a quantum labeling operation based on the set $\{|\varphi_i\rangle\}_{i=1}^L$ and the detailed implementation is as follows:

(1) Prepare the coherent quantum state $|\phi_S\rangle$ for the searching space vector set $|a(\theta_n)\rangle, n = 1, 2, \dots, K$, as

$$|\phi_S\rangle = \frac{1}{\sqrt{K}} \sum_{n=1}^K |n\rangle |a(\theta_n)\rangle = \frac{1}{\sqrt{K}} \sum_{n=1}^K |n\rangle \sum_{i=1}^M \alpha_i^n |u_i^r\rangle \quad (34)$$

where $|u_i^r\rangle$ is the eigenvector of $\rho_{\hat{R}}$ and $\alpha_i^n = \langle u_i^r | a(\theta_n) \rangle, i = 1, 2, \dots, M$ is the projections on the entire space of searching space vector.

(2) Perform the inverse optimal quantum network $V^H(\theta^*)$ on the second register, we have the following state

$$|\phi_S\rangle = \frac{1}{\sqrt{K}} \sum_{n=1}^K |n\rangle \sum_{i=1}^M \alpha_i^n |\varphi_i\rangle \quad (35)$$

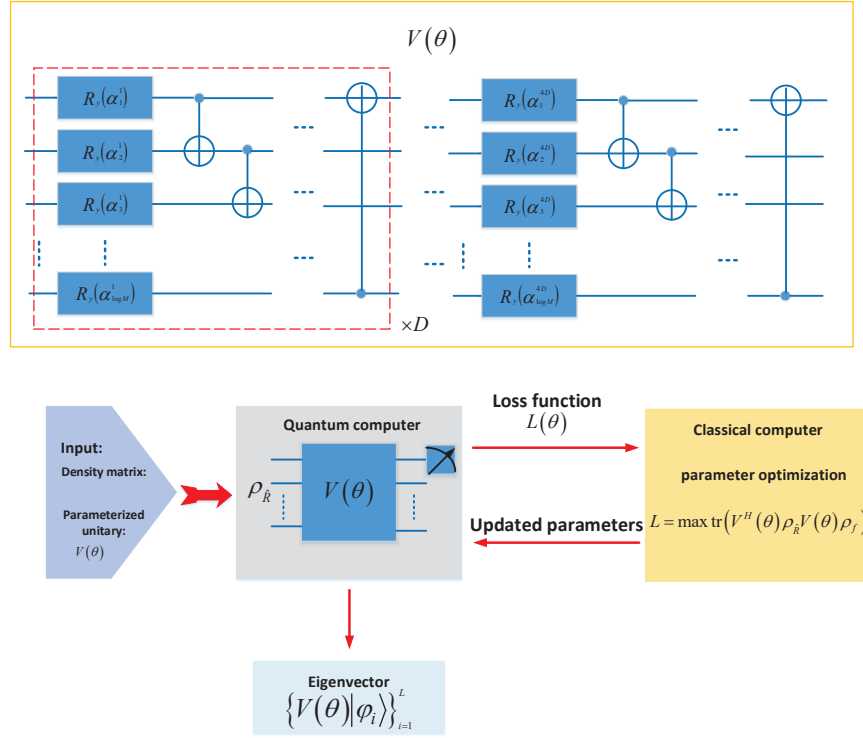


FIG. 7: Schematic diagram for VQDME algorithm

(3) Append a single qubit label register with the initial $|0\rangle$. As we select some certain orthogonal basis vectors as $|\varphi_i\rangle$, without loss of generality let $\{|\varphi_i\rangle\}_{i=1}^L$ be the computational basis set $\{|i\rangle\}_{i=1}^L$, then we can construct the labeling mapping as

$$\sum_{k=1}^L |k\rangle\langle k| \otimes X + \left(I_M - \sum_{k=1}^L |k\rangle\langle k|\right) \otimes I_2 \quad (36)$$

and the operation on $\{|\varphi_i\rangle\}_{i=1}^L$ can be denoted as

$$CU : |\varphi_i\rangle |0\rangle^{\text{label}} \rightarrow |\varphi_i\rangle |1\rangle^{\text{label}}, \quad i = 1, 2, \dots, L \quad (37)$$

$$CU : |\varphi_i\rangle |0\rangle^{\text{label}} \rightarrow |\varphi_i\rangle |0\rangle^{\text{label}}, \quad i = L+1, \dots, M \quad (38)$$

Thus, we have the state as follows

$$CU : |\phi_S\rangle \rightarrow \sum_{n=1}^K \frac{|n\rangle}{\sqrt{K}} \left(\sum_{i=1}^L \alpha_i^n |\varphi_i\rangle |1\rangle^{\text{label}} + \sum_{i=L+1}^M \alpha_i^n |\varphi_i\rangle |0\rangle^{\text{label}} \right) \quad (39)$$

Therefore, the projections of $|a(\theta_n)\rangle$ on the signal subspace labeled $|1\rangle^{\text{label}}$ are separated from projections on the noise subspace with label $|0\rangle^{\text{label}}$.

(4) Measure the label register in $|1\rangle^{\text{label}}$ with the probability $P_S(|1\rangle)$, then we have the state

$$|\phi_S\rangle = \frac{1}{\sqrt{\sum_{n=1}^K \sum_{i=1}^L (\alpha_i^n)^2}} \sum_{n=1}^K |n\rangle \sum_{i=1}^L \alpha_i^n |\varphi_i\rangle \quad (40)$$

(5) Perform a small amount of sampling on the first register of $|\phi_S\rangle$ with the probability $P(|n\rangle) = \frac{\sum_{i=1}^L (\alpha_i^n)^2}{\sqrt{\sum_{n=1}^K \sum_{i=1}^L (\alpha_i^n)^2}}$, and satisfy

$$\frac{\sum_{i=1}^L (\alpha_i^n)^2}{\sqrt{\sum_{n=1}^K \sum_{i=1}^L (\alpha_i^n)^2}} \propto a^H(\theta) U_s U_s^H a(\theta) \quad (41)$$

As sample can be more easily selected with higher probability, the most frequently selected samples can represent the direction estimation values that satisfy the object (33).

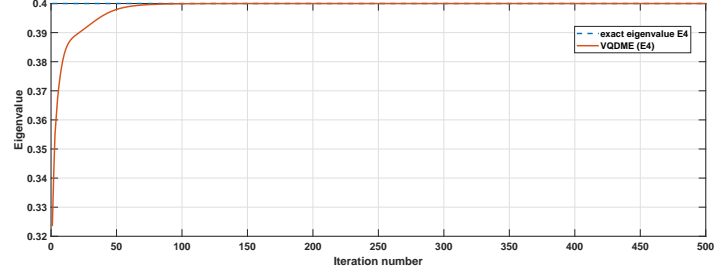
D. Time complexity and error analysis

Time complexity for $|\hat{\varphi}\rangle$: The state $|P\rangle$ can be prepared with the complexity $O(\text{poly}(\log Q))$, U_N and U_M can be implemented in the runtime $O(\log Q)$ and $O(\text{poly}(\log QM))$, respectively. Let the error in SVE be $\varepsilon_p \|A\|_F$, where ε_p is the error in the phase estimation. We define the function $h(\sigma)$ as

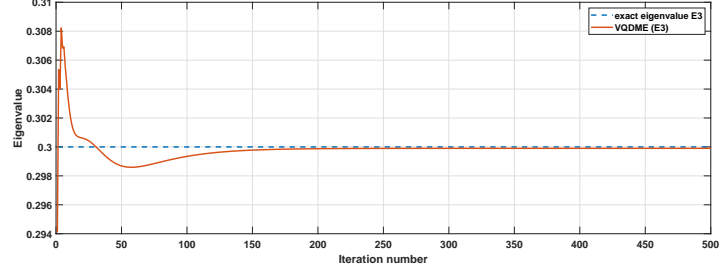
$$h(\lambda) = \frac{\lambda}{\lambda^2 + \sigma^2}, \quad \lambda \in \left[\frac{1}{\kappa_A}, 1 \right] \quad (42)$$

where κ_A is the condition number of A . Then, we take the derivative of $h(\sigma)$ as

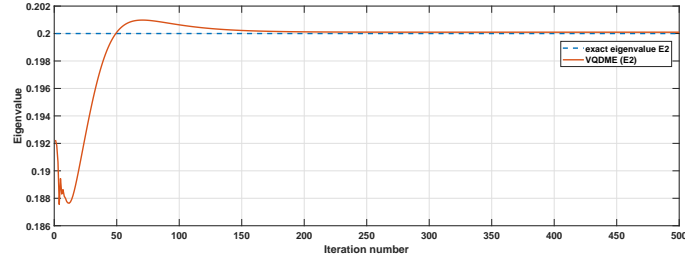
$$h'(\lambda) = \begin{cases} \frac{\sigma^2 - \lambda^2}{(\lambda^2 + \sigma^2)^2} < 0, \lambda > \sigma \\ \frac{\sigma^2 - \lambda^2}{(\lambda^2 + \sigma^2)^2} \geq 0, 0 \leq \lambda \leq \sigma \end{cases} \quad (43)$$



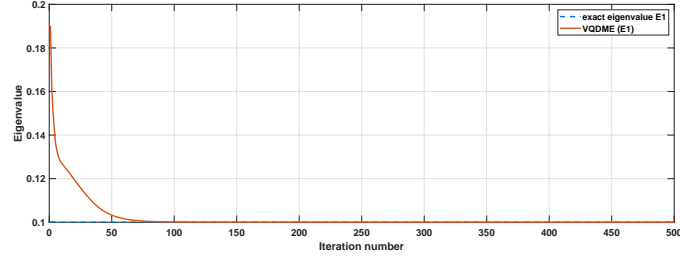
(a) The convergence to the first eigenvalue.



(b) The convergence to the second eigenvalue.



(c) The convergence to the third eigenvalue.



(d) The convergence to the fourth eigenvalue.

FIG. 8: Convergence curve of the VQDME implementation for example

As the parameter σ^2 is required to be a number closed to 0 in the reconstruction of the spatial covariance matrix, we can deduce $\sigma \leq \frac{1}{\kappa_A}$. Therefore, $h(\sigma)$ is demonstrated to be monotonic decreasing with $\left[\frac{1}{\kappa_A}, 1\right]$. Thus, we can estimate

$$\frac{1}{1 + \sigma^2} \leq \sqrt{\sum_{i=1}^Q |\alpha_i|^2 \left(\frac{\sigma_i}{\sigma_i^2 + \sigma^2} \right)^2} < \kappa_A \quad (44)$$

$$, C = \frac{1}{\kappa_A} + \kappa_A \sigma^2 \text{ and}$$

$$P(|0\rangle) = \sum_{i=1}^Q |\alpha_i|^2 \left(\frac{C\sigma_i}{\sigma_i^2 + \sigma^2} \right)^2 \geq C^2 \left(\frac{1}{1 + \sigma^2} \right)^2 = \left(\frac{1}{\kappa_A} + \kappa_A \sigma^2 \right)^2 \left(\frac{1}{1 + \sigma^2} \right)^2 > \frac{1}{4} \left(\frac{1}{\kappa_A} + \kappa_A \sigma^2 \right)^2 \quad (45)$$

Moreover, we can estimate $|h(\lambda) - h(\tilde{\lambda})|$ as

$$\left| h(\lambda) - h(\tilde{\lambda}) \right| \approx \frac{|h(\lambda) - h(\tilde{\lambda})|}{|\lambda - \tilde{\lambda}|} |\lambda - \tilde{\lambda}| \approx |h'(\lambda)| |\lambda - \tilde{\lambda}| < \frac{\kappa_A \varepsilon_p \|A\|_F}{1 + \sigma^2 \kappa_A^2} \quad (46)$$

We define the ideal state $|\varphi^*\rangle$, then we have

$$\begin{aligned} \|\hat{\varphi} - |\varphi^*\rangle\|^2 &\leq \left\| \sum_{i=1}^Q \frac{\sigma_i}{\sigma_i^2 + \sigma^2} |v_i\rangle - \sum_{i=1}^Q \frac{\tilde{\sigma}_i}{\tilde{\sigma}_i^2 + \sigma^2} |v_i\rangle \right\|^2 \\ &\leq \left\| \sum_{i=1}^Q \left(\frac{\sigma_i}{\sigma_i^2 + \sigma^2} - \frac{\tilde{\sigma}_i}{\tilde{\sigma}_i^2 + \sigma^2} \right) |v_i\rangle \right\|^2 \leq \left(\frac{\kappa_A \varepsilon_p \|A\|_F}{1 + \sigma^2 \kappa_A^2} \right)^2 \end{aligned} \quad (47)$$

Let the final error be ε , that is $\|\hat{\varphi} - |\varphi^*\rangle\| < \varepsilon$, we have

$$\varepsilon_p = \frac{\varepsilon (1 + \sigma^2 \kappa_A^2)}{\kappa_A \|A\|_F} \quad (48)$$

Considering the complexity of the singular vector transition, applying the amplitude amplification technique [55], the complexity of implementing $|\hat{\varphi}\rangle$ is estimated as

$$\begin{aligned} &O\left(\frac{\kappa_A^2 \|A\|_F}{\varepsilon (1 + \sigma^2 \kappa_A^2)} \text{poly}(\log MQ)\right) = \\ &O\left(\frac{\kappa_A^2 \|A\|_F \text{poly}(\log MQ)}{\varepsilon}\right) \end{aligned} \quad (49)$$

Time complexity for VQDME: Let the error of VQDME algorithm be ε . Based on [39], we can approximately estimate the complexity of VQDME as

$$O\left(\frac{TV_{QDME} \text{poly}(\log M)}{\varepsilon^2}\right) \quad (50)$$

where TV_{QDME} is the iteration number of the optimization. Therefore, we can obtain the signal subspace with $O\left(\frac{TV_{QDME} \text{poly}(\log M)}{\varepsilon^2}\right)$ times quantum-classical hybrid operations.

Time complexity for quantum labeling: First, the searching space can be prepared with the complexity $O(\text{poly} \log KM)$, and then we can estimate

$$P_S(|1\rangle) = \frac{1}{K} \sum_{n=1}^K \sum_{i=1}^L |\alpha_i^n|^2 = \Theta(1) \quad (51)$$

Moreover, a small amount of sampling are required for the direction estimation satisfying the object (33).

Therefore, Combining the above three quantum subroutines, our MUSIC-based DOA estimation algorithm can be implemented with the complexity

$$O\left(\frac{\kappa_A^2 TV_{QDME} \|A\|_F \text{poly} \log MKQ}{\varepsilon^3}\right) \quad (52)$$

Without loss of generality, the amplitude of the element in A is less than or equal to 1 and $Q \gg M$, thus $\|A\|_F$ is approximate $O(Q)$.

IV. CONCLUSION

In the present study, we design the quantum algorithm for MUSIC-based DOA estimation. In classical DOA, the time complexity for the reconstruction of the spatial covariance matrix, the eigenvalue decomposition and direction parameter search are approximate $O(\text{poly} MQK)$. The exponentially large number of array and signal is intricate in classical computers. Compared with classical MUSIC-based DOA estimation, our quantum algorithm can provide an exponential speedup on M and K , and a polynomial speedup on Q over classical counterparts when TV_{QDME} , κ_A and $\frac{1}{\varepsilon}$ can be approximately estimated as $O(\text{poly}(\log MKQ))$. In our algorithm, we first develop the quantum subroutine for the vector form of the spatial covariance matrix. The subroutine based on SVE can be implemented without the extending Hermitian form of the matrix. Second, a variational quantum density matrix eigensolver (VQDME) is proposed for obtaining signal and noise subspaces, where we design a novel objective function in the form of the trace of density matrices product. Finally, a quantum labeling operation is proposed for the direction of arrival estimation of signal.

ACKNOWLEDGMENTS

This work was supported by the National Science Foundation of China (No. 61871111 and No. 61960206005).

Appendix A: NUMERICAL SIMULATIONS

We define two isometry operators M and N so that

$$\begin{aligned} M &= \sum_{i=0}^{Q-1} |i\rangle |A_i\rangle \langle i| : |i\rangle \rightarrow |i\rangle |A_i\rangle \\ &= \frac{1}{\|A\|_2} \sum_{j=0}^{M^2-1} A_{ij} |i\rangle |j\rangle \end{aligned} \quad (A1)$$

$$\begin{aligned} N &= \sum_{j=0}^{M^2-1} \|A\|_F |j\rangle \langle j| : |j\rangle \rightarrow \|A\|_F |j\rangle \\ &= \frac{1}{\|A\|_F} \sum_{i=0}^{Q-1} \|A_i\|_2 |i\rangle |j\rangle \end{aligned} \quad (A2)$$

Similarly, we can obtain

$$M^H N = \frac{1}{\|A\|_F} \sum_{i=0}^{Q-1} \sum_{j=0}^{M^2-1} A_{ij} |i\rangle \langle j| = \frac{A}{\|A\|_F} \quad (A3)$$

and $M^H M = I_Q$ and $N^H N = I_{M^2}$. Let the unitary transformation W be

$$W = (2NN^H - I)(2MM^H - I) \quad (A4)$$

where W can be efficiently implemented with the complexity $O(\text{poly}(\log MQ))$ based on unitaries U_M and U_N . Then, we perform W on $N|v_i\rangle$ and $M|u_i\rangle$ as

$$\begin{aligned} & (2NN^H - I)(2MM^H - I)M|u_i\rangle \\ &= (2NN^H - I)M|u_i\rangle = 2NN^H M|u_i\rangle - M|u_i\rangle \quad (\text{A5}) \\ &= 2N \frac{A^H}{\|A\|_F} |u_i\rangle - M|u_i\rangle = 2 \frac{\sigma_i N |v_i\rangle}{\|A\|_F} - M|u_i\rangle \end{aligned}$$

$$\begin{aligned} & (2NN^H - I)(2MM^H - I)N|v_i\rangle \\ &= (2NN^H - I)(2MM^H N|v_i\rangle - N|v_i\rangle) \\ &= (2NN^H - I)\left(2M \frac{A}{\|A\|_F} |v_i\rangle - N|v_i\rangle\right) = \\ & (2NN^H - I)\left(2M \frac{\sigma_i |u_i\rangle}{\|A\|_F} - N|v_i\rangle\right) = \\ & 4N \frac{A^H}{\|A\|_F} \frac{\sigma_i |u_i\rangle}{\|A\|_F} - 2N|v_i\rangle - 2M \frac{\sigma_i |u_i\rangle}{\|A\|_F} + N|v_i\rangle = \\ & 4N \frac{\sigma_i^2 |v_i\rangle}{\|A\|_F^2} - 2M \frac{\sigma_i |u_i\rangle}{\|A\|_F} - N|v_i\rangle = \\ & \left(\frac{4\sigma_i^2}{\|A\|_F^2} - 1\right)N|v_i\rangle - 2M \frac{\sigma_i |u_i\rangle}{\|A\|_F} \end{aligned} \quad (\text{A6})$$

where $|u_i\rangle$ and $|v_i\rangle$ are the left and right singular vectors of A , and σ_i is the corresponding singular value. Obviously, the subspace $\{N|v_i\rangle, M|u_i\rangle\}$ is invariant under W , and $M|u_i\rangle$ and $N|v_i\rangle$ are linearly independent. Therefore, we apply the Gram-Schmidt process on $M|u_i\rangle$ and $N|v_i\rangle$ to obtain the orthogonal states $|\varpi_i^1\rangle$ and $|\varpi_i^2\rangle$ as follows

$$\begin{aligned} |\varpi_i^1\rangle &= M|u_i\rangle \\ |\varpi_i^2\rangle &= \frac{N|v_i\rangle - \langle v_i | N^H M | u_i \rangle M | u_i \rangle}{\|N|v_i\rangle - \langle v_i | N^H M | u_i \rangle M | u_i \rangle\|_2} \\ &= \frac{N|v_i\rangle - \sigma_i / \|A\|_F M | u_i \rangle}{\|N|v_i\rangle - \sigma_i / \|A\|_F M | u_i \rangle\|_2} \end{aligned} \quad (\text{A7})$$

where $\|N|v_i\rangle - \sigma_i / \|A\|_F M | u_i \rangle\|_2$ can be deduced as

$$\begin{aligned} & \|N|v_i\rangle - \sigma_i / \|A\|_F M | u_i \rangle\|_2 \\ &= \sqrt{\left(N|v_i\rangle - \sigma_i / \|A\|_F M | u_i \rangle\right)^H \left(N|v_i\rangle - \sigma_i / \|A\|_F M | u_i \rangle\right)} \\ &= \sqrt{1 - \left(\sigma_i / \|A\|_F\right)^2 - \left(\sigma_i / \|A\|_F\right)^2 + \left(\sigma_i / \|A\|_F\right)^2} \\ &= \sqrt{1 - \left(\sigma_i / \|A\|_F\right)^2} \end{aligned} \quad (\text{A8})$$

Thus, we have

$$\begin{aligned} W|\varpi_i^1\rangle &= WM|u_i\rangle = 2 \frac{\sigma_i}{\|A\|_F} N|v_i\rangle - |\varpi_i^1\rangle = \\ & 2 \frac{\sigma_i}{\|A\|_F} \left(\sqrt{1 - \left(\frac{\sigma_i}{\|A\|_F}\right)^2} |\varpi_i^2\rangle + \frac{\sigma_i}{\|A\|_F} |\varpi_i^1\rangle \right) - |\varpi_i^1\rangle = \\ & 2 \frac{\sigma_i}{\|A\|_F} \sqrt{1 - \left(\frac{\sigma_i}{\|A\|_F}\right)^2} |\varpi_i^2\rangle + \left(2 \left(\frac{\sigma_i}{\|A\|_F}\right)^2 - 1\right) |\varpi_i^1\rangle \end{aligned} \quad (\text{A9})$$

$$\begin{aligned} W|\varpi_i^2\rangle &= \frac{WN|v_i\rangle - \frac{\sigma_i}{\|A\|_F} WM|u_i\rangle}{\sqrt{1 - \left(\frac{\sigma_i}{\|A\|_F}\right)^2}} = \\ & - \frac{2\sigma_i}{\|A\|_F} \sqrt{1 - \left(\frac{\sigma_i}{\|A\|_F}\right)^2} |\varpi_i^1\rangle + \left(2 \left(\frac{\sigma_i}{\|A\|_F}\right)^2 - 1\right) |\varpi_i^2\rangle \end{aligned} \quad (\text{A10})$$

Then, we define $2 \left(\sigma_i / \|A\|_F\right)^2 - 1$ to be $\cos \chi_i$, that is $\cos \chi_{i/2} = \sigma_i / \|A\|_F$, we can represent the Eqs. (A9) and (A10) as

$$W|\varpi_i^1\rangle = \sin \chi_i |\varpi_i^2\rangle + \cos \chi_i |\varpi_i^1\rangle \quad (\text{A11})$$

$$W|\varpi_i^2\rangle = -\sin \chi_i |\varpi_i^1\rangle + \cos \chi_i |\varpi_i^2\rangle \quad (\text{A12})$$

Moreover, the matrix form of W in basis $|\varpi_i^1\rangle$ and $|\varpi_i^2\rangle$ can be denoted as

$$\begin{pmatrix} \cos \chi_i & \sin \chi_i \\ -\sin \chi_i & \cos \chi_i \end{pmatrix} = e^{i \chi_i \sigma_y} \quad (\text{A13})$$

where σ_y is a Pauli matrix in basis $|\varpi_i^1\rangle$ and $|\varpi_i^2\rangle$. Therefore, the eigenvalues of W are $e^{\pm i \chi_i}$ and the corresponding eigenvectors are $|\lambda_i^\pm\rangle = \frac{1}{\sqrt{2}}(|\varpi_i^1\rangle \pm i |\varpi_i^2\rangle)$. Then, $M|u_i\rangle$ and $N|v_i\rangle$ can be reformulated as

$$M|u_i\rangle = |\varpi_i^1\rangle = \frac{1}{\sqrt{2}}(|\lambda_i^+\rangle + |\lambda_i^-\rangle) \quad (\text{A14})$$

$$\begin{aligned} N|v_i\rangle &= \sin \frac{\chi_i}{2} |\varpi_i^2\rangle + \cos \frac{\chi_i}{2} |\varpi_i^1\rangle = \\ & \sin \frac{\chi_i}{2} \frac{1}{\sqrt{2}}(|\lambda_i^+\rangle - |\lambda_i^-\rangle) + \cos \frac{\chi_i}{2} \frac{1}{\sqrt{2}}(|\lambda_i^+\rangle + |\lambda_i^-\rangle) \\ &= \frac{1}{\sqrt{2}} \left(e^{-i \frac{\chi_i}{2}} |\lambda_i^+\rangle + e^{i \frac{\chi_i}{2}} |\lambda_i^-\rangle \right) \end{aligned} \quad (\text{A15})$$

Therefore, the detailed implementation of the transformation T can be shown as follows:

(1) Given a vector $|y\rangle = \sum \beta_i |u_i\rangle$, we prepare the state

$$|\vartheta\rangle = M|y\rangle = \sum \beta_i M|u_i\rangle = \sum \frac{\beta_i}{\sqrt{2}}(|\lambda_i^+\rangle + |\lambda_i^-\rangle) \quad (\text{A16})$$

(2) Perform the phase estimation algorithm $U_{PE}(W)$, we have the state

$$U_{PE}(W) : |\vartheta\rangle \rightarrow \sum \frac{\beta_i}{\sqrt{2}}(|\lambda_i^+\rangle |\chi_i\rangle + |\lambda_i^-\rangle |-\chi_i\rangle) \quad (\text{A17})$$

(3) Apply the controlled phase rotation operation, the state is transformed into

$$|\vartheta\rangle = \sum \frac{\beta_i}{\sqrt{2}} \left(e^{-i \frac{\chi_i}{2}} |\lambda_i^+\rangle |\chi_i\rangle + e^{i \frac{\chi_i}{2}} |\lambda_i^-\rangle |-\chi_i\rangle \right) \quad (\text{A18})$$

(4) Undo the phase estimation algorithm, we have the state

$$|\vartheta\rangle = \sum \frac{\beta_i}{\sqrt{2}} \left(e^{-i \frac{\chi_i}{2}} |\lambda_i^+\rangle + e^{i \frac{\chi_i}{2}} |\lambda_i^-\rangle \right) = \sum \beta_i N|v_i\rangle \quad (\text{A19})$$

(5) Perform the inverse operation U_N^{-1} , we can obtain

$$U_N^{-1} = U_N^H : |\vartheta\rangle \rightarrow \sum \beta_i |v_i\rangle \quad (\text{A20})$$

-
- [1] R. Boyer and G. Bouleux, *IEEE Transactions on Signal Processing* **56**, 1374 (2008).
 - [2] J. Zheng and M. Kaveh, *IEEE Transactions on Signal Processing* **61**, 2767 (2013).
 - [3] C. Duofang, C. Baixiao, and Q. Guodong, *Electronics Letters* **44**, 770 (2008).
 - [4] C. Jinli, G. Hong, and S. Weimin, *Electronics Letters* **44**, 1422 (2008).
 - [5] X. Zhang and D. Xu, *Electronics Letters* **47**, 283 (2011).
 - [6] G. Zheng, B. Chen, and M. Yang, *Electronics Letters* **48**, 179 (2012).
 - [7] B. Liao, *IEEE Transactions on Aerospace and Electronic Systems* **54**, 2091 (2018).
 - [8] R. SCHMIDT, Ph. D. Dissertation. Stanford Univ. (1981).
 - [9] E. G. Larsson, O. Edfors, F. Tufvesson, and T. L. Marzetta, *IEEE communications magazine* **52**, 186 (2014).
 - [10] L. Liang, W. Xu, and X. Dong, *IEEE Wireless Communications Letters* **3**, 653 (2014).
 - [11] O. El Ayach, S. Rajagopal, S. Abu-Surra, Z. Pi, and R. W. Heath, *IEEE transactions on wireless communications* **13**, 1499 (2014).
 - [12] V. Venkateswaran and A.-J. van der Veen, *IEEE Transactions on Signal Processing* **58**, 4131 (2010).
 - [13] C. Lin and G. Y. Li, *IEEE Transactions on Communications* **63**, 2985 (2015).
 - [14] S. Li, Y. Liu, L. You, W. Wang, H. Duan, and X. Li, *IEEE Wireless Communications Letters* (2020).
 - [15] A. Ekert and R. Jozsa, *Reviews of Modern Physics* **68**, 733 (1996).
 - [16] L. K. Grover, *Physical review letters* **79**, 325 (1997).
 - [17] A. W. Harrow, A. Hassidim, and S. Lloyd, *Physical review letters* **103**, 150502 (2009).
 - [18] N. Wiebe, D. Braun, and S. Lloyd, *Physical review letters* **109**, 050505 (2012).
 - [19] B. D. Clader, B. C. Jacobs, and C. R. Sprouse, *Physical review letters* **110**, 250504 (2013).
 - [20] S. Lloyd, M. Mohseni, and P. Rebentrost, *arXiv preprint arXiv:1307.0411* (2013).
 - [21] S. Lloyd, M. Mohseni, and P. Rebentrost, *Nature Physics* **10**, 631 (2014).
 - [22] P. Rebentrost, M. Mohseni, and S. Lloyd, *Physical review letters* **113**, 130503 (2014).
 - [23] I. Cong and L. Duan, *New Journal of Physics* **18**, 073011 (2016).
 - [24] I. Kerenidis and A. Prakash, in *8th Innovations in Theoretical Computer Science Conference (ITCS 2017)*, Leibniz International Proceedings in Informatics (LIPIcs), Vol. 67, edited by C. H. Papadimitriou (Schloss Dagstuhl–Leibniz-Zentrum fuer Informatik, Dagstuhl, Germany, 2017) pp. 49:1–49:21.
 - [25] I. Kerenidis and A. Prakash, *Physical Review A* **101**, 022316 (2020).
 - [26] L. Wossnig, Z. Zhao, and A. Prakash, *Physical review letters* **120**, 050502 (2018).
 - [27] P. Botsinis, S. X. Ng, and L. Hanzo, in *2014 IEEE International Conference on Communications (ICC)* (IEEE, 2014) pp. 5592–5597.
 - [28] Z. Abdullah, C. C. Tsimenidis, and M. Johnston, in *2018 IEEE Wireless Communications and Networking Conference (WCNC)* (IEEE, 2018) pp. 1–6.
 - [29] D. Alanis, P. Botsinis, S. X. Ng, and L. Hanzo, *IEEE Access* **2**, 614 (2014).
 - [30] P. Botsinis, D. Alanis, Z. Babar, H. V. Nguyen, D. Chandra, S. X. Ng, and L. Hanzo, *IEEE Access* **4**, 7402 (2016).
 - [31] F.-X. Meng, X.-T. Yu, and Z.-C. Zhang, *Physical Review A* **101**, 012334 (2020).
 - [32] J. Preskill, *Quantum* **2**, 79 (2018).
 - [33] J. R. McClean, J. Romero, R. Babbush, and A. Aspuru-Guzik, *New Journal of Physics* **18**, 023023 (2016).
 - [34] A. Kandala, A. Mezzacapo, K. Temme, M. Takita, M. Brink, J. M. Chow, and J. M. Gambetta, *Nature* **549**, 242 (2017).
 - [35] M. Cerezo, K. Sharma, A. Arrasmith, and P. J. Coles, *arXiv preprint arXiv:2004.01372* (2020).
 - [36] J.-G. Liu, Y.-H. Zhang, Y. Wan, and L. Wang, *Physical Review Research* **1**, 023025 (2019).
 - [37] O. Higgott, D. Wang, and S. Brierley, *Quantum* **3**, 156 (2019).
 - [38] T. Jones, S. Endo, S. McArdle, X. Yuan, and S. C. Benjamin, *Physical Review A* **99**, 062304 (2019).
 - [39] X. Wang, Z. Song, and Y. Wang, *arXiv preprint arXiv:2006.02336* (2020).
 - [40] C. Bravo-Prieto, D. García-Martín, and J. I. Latorre, *Physical Review A* **101**, 062310 (2020).
 - [41] H.-Y. Huang, K. Bharti, and P. Rebentrost, *arXiv preprint arXiv:1909.07344* (2019).
 - [42] X. Xu, J. Sun, S. Endo, Y. Li, S. C. Benjamin, and X. Yuan, *arXiv preprint arXiv:1909.03898* (2019).
 - [43] C. Bravo-Prieto, R. LaRose, M. Cerezo, Y. Subasi, L. Cincio, and P. J. Coles, *arXiv preprint arXiv:1909.05820* (2019).
 - [44] M. Cerezo, A. Poremba, L. Cincio, and P. J. Coles, *Quantum* **4**, 248 (2020).
 - [45] A. N. Chowdhury, G. H. Low, and N. Wiebe, *arXiv preprint arXiv:2002.00055* (2020).
 - [46] Y. Wang, G. Li, and X. Wang, *arXiv preprint arXiv:2005.08797* (2020).
 - [47] S. Endo, I. Kurata, and Y. O. Nakagawa, *arXiv preprint arXiv:1909.12250* (2019).
 - [48] K. Temme, S. Bravyi, and J. M. Gambetta, *Physical review letters* **119**, 180509 (2017).
 - [49] S. McArdle, X. Yuan, and S. Benjamin, *Physical review letters* **122**, 180501 (2019).
 - [50] A. Strikis, D. Qin, Y. Chen, S. C. Benjamin, and Y. Li, *arXiv preprint arXiv:2005.07601* (2020).
 - [51] K. M. Nakanishi, K. Mitarai, and K. Fujii, *Physical Review Research* **1**, 033062 (2019).
 - [52] B. Marcelllo, G.-P. Delfina, O. Perdomo, V. Leyton-Ortega, N. Yunseong, and A. Perdomo-Ortiz, *NPJ Quantum Information* **5** (2019).
 - [53] N. Killoran, T. R. Bromley, J. M. Arrazola, M. Schuld, N. Quesada, and S. Lloyd, *Physical Review Research* **1**, 033063 (2019).
 - [54] A. Perdomo, V. Leyton-Ortega, and O. Perdomo, *APS* **2019**, C42 (2019).
 - [55] G. Brassard, P. Hoyer, M. Mosca, and A. Tapp, *Contemporary Mathematics* **305**, 53 (2002).