

# Neural Termination Analysis

Mirco Giacobbe<sup>1</sup>, Daniel Kroening<sup>2\*</sup>, Julian Parsert<sup>3</sup>

<sup>1</sup> University of Birmingham

<sup>2</sup> Amazon, Inc.

<sup>3</sup> University of Oxford

## Abstract

We introduce a novel approach to the automated termination analysis of computer programs: we train neural networks to behave as ranking functions. Ranking functions map program states to values that are bounded from below and decrease as the program runs. The existence of a valid ranking function proves that the program terminates. While existing methods usually construct ranking functions from source or machine code using symbolic reasoning, we propose a lightweight method that learns them from executions traces. We train a neural network so that its output decreases along sampled executions as a ranking function would; then, we use symbolic reasoning to verify whether it generalises to all possible executions. We demonstrate that, thanks to the ability of neural networks to generalise well, our method succeeds over a wide variety of programs. This includes programs that use data structures. We have built a prototype analyser for Java bytecode and show the efficacy of our method over a standard dataset of benchmarks.

## 1 Introduction

Software is a complex artefact. Programming is prone to error and some bugs are hard to find even after extensive testing. Bugs may cause crashes, undesirable outputs, and can prevent a program from responding at all. Termination analysis addresses the question of whether, for every possible input, a program halts. This is undecidable in general, yet tools that work in practice have been developed by industry and academia (Cook, Podelski, and Rybalchenko 2006b; Heizmann et al. 2013; Brockschmidt et al. 2016; Giesl et al. 2017; Le et al. 2020). The use of machine learning for termination analysis is rare. In this paper, we introduce a novel technique that effectively trains neural networks to act as formal proofs of termination.

To argue that a program terminates one usually presents a *ranking function*. Ranking functions map program states to values that (i) decrease by a discrete amount after every loop iteration and (ii) are bounded from below (Floyd 1967). They are certificates of termination: if a ranking function exists, then the program terminates for every possible input. Previous methods find termination proofs by relying on sound symbolic reasoning procedures (Arts and Giesl 2000; Podelski and Rybalchenko 2004; Bradley, Manna, and Sipma 2005a;

Cousot 2005; Cook, Podelski, and Rybalchenko 2006a; Chen et al. 2007; Cook et al. 2013; Bradley, Manna, and Sipma 2005b; Leike and Heizmann 2014; Urban 2013; Cook, See, and Zuleger 2013; Giesl et al. 2017; Brockschmidt et al. 2010; Otto et al. 2010; Spoto 2016; Albert et al. 2007; Heizmann, Hoenicke, and Podelski 2014; Chen et al. 2018). However, *finding a proof is much harder than checking that a given candidate proof is valid*. We propose a framework that leverages this observation. First, we learn a ranking function candidate by training a neural network that decreases along sampled runs of the program; only then, we use symbolic reasoning to check whether this candidate *ranking neural network* decreases along every run of the program. If the network is also bounded from below, then this witnesses termination.

We propose a framework (see Fig. 1) for termination analysis where a neural ranking function is first trained over executions of a program and then verified over the program code (namely, for different programs we train different ranking functions). We produce a set of traces by executing the program multiple times with random inputs and collecting consecutive observations of its variables as it runs. All traces are then given to a training procedure together with hyperparameters and a chosen neural architecture; we require a priori that the neural network’s output is bounded from below (see Sect. 4). The training procedure minimises a loss function whose value is the higher the less the neural network decreases over all sampled observations. This produces a neural network that behaves as a ranking function over the samples executions. To determine whether it generalises to all possible executions, we pass it to a formal verification procedure. The formal verification procedure encodes the program and the neural network symbolically; then, it uses satisfiability modulo theories (SMT) to formally decide whether the neural network is a valid ranking function. Upon an affirmative result, our procedure concludes that the program terminates; upon a negative result, it returns an inconclusive answer, that is, the program may or may not terminate. Overall, the verification procedure guarantees that our method is sound when it determines that the program terminates.

We demonstrate that our technique is effective over a broad variety of programs. We present a loss functions for training monolithic and lexicographic ranking functions. Using a neural network with one hidden layer and a straight-forward training routine, our method discovers neural ranking func-

\*This work was done prior to joining Amazon.

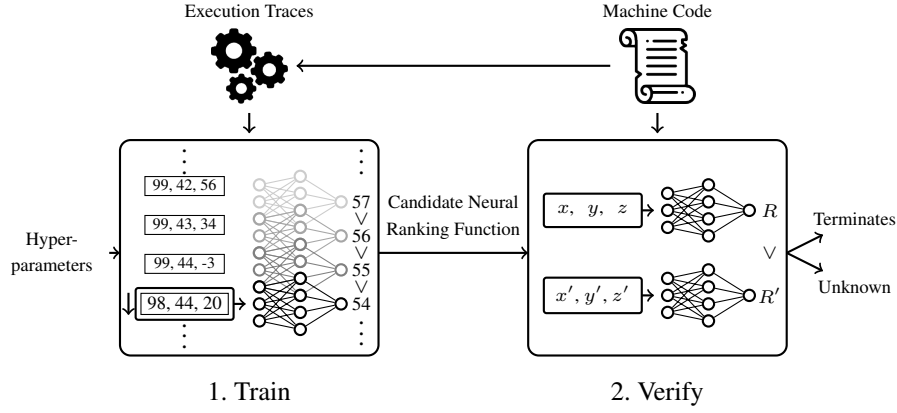


Figure 1: Schema of our procedure.

tions for over 75% of the benchmarks in a standard problem set for termination analysis (Giesl et al. 2019; Beyer 2020). Our method discovers linear ranking functions, as well as ranking functions for problems that require piecewise linear or lexicographic termination arguments (Heizmann, Hoenicke, and Podelski 2014; Urban, Gurfinkel, and Kahsai 2016). Neural networks unify multiple termination analysis strategies. Our training procedure is agnostic with respect to the programming language and requires no information about the program other than execution traces. It thus applies without modifications to toy examples as well as to software that uses data structures as long as a procedure for verifying ranking functions is available. The complexity of reasoning about the program is entirely delegated to the verification procedure which must only solve the task of checking the validity of the ranking function.

Neural termination analysis defines a framework whose main knobs are

1. sampling strategy,
2. neural architecture, and
3. verification procedure.

A sampling strategy determines tracing coverage. Traditional testing aims at finding bugs quickly and thus covers in breadth; sampling for termination analysis must cover in depth so as to avoid a bias over short traces. For this purpose, we sample variables far-apart in pairs, exploiting the empirical observation that execution length is often given by the difference of two variables. A neural architecture determines which ranking functions are learnable. We consider an architecture with one hidden layer and ReLU activation functions which allows expressing linear and piecewise linear functions (e.g., the absolute value). Finally, a verification procedure determines the programming language features we support. We built a verifier for Java bytecode that manipulate native types. This combination of sampling strategy, neural architecture, and verification procedure is one exemplar configuration for our approach, which offers a flexible and extensible termination analysis framework that combines testing methods, deep learning, and symbolic reasoning.

## Related Work

As termination is an important problem in computer science many methods for automatically proving termination have been developed and implemented. Due to the underlying undecidability most techniques restrict the programs to linear programs (Podelski and Rybalchenko 2004), semi-definite programs (Cousot 2005), semi-algebraic systems (Chen et al. 2007), or formulae over SMT theories (Cook et al. 2013). To deal with the increasing complexity of programs lexicographic ranking functions (Bradley, Manna, and Sipma 2005a,b; Leike and Heizmann 2014) and disjoint well-founded relations were introduced (Cook, Podelski, and Rybalchenko 2006a; Cook, See, and Zuleger 2013). Other methods perform termination analysis by translating programs to alternate models of computation and show that the resulting translation is terminating. This requires a guarantee that termination of the translation implies the termination of the original program. Such models can be term rewrite systems (Giesl et al. 2017; Brockschmidt et al. 2010; Otto et al. 2010), constraint logic programs (Spoto 2016), recurrence relations (Albert et al. 2007), and Büchi automata (Heizmann, Hoenicke, and Podelski 2014; Chen et al. 2018).

The aforementioned approaches do not incorporate modern artificial intelligence technologies for the discovery of termination arguments. However, more recently such approaches were presented. In (Nori and Sharma 2013) the authors use execution traces to construct linear regression problem whose solution describes a correct loop bound. More recently, execution traces were used to pose the finding of ranking functions as a satisfiability modulo theories (SMT) problem (Le et al. 2020). In (Yuan and Li 2019) Support Vector Machines (SVM) are used to predict coefficients to ranking function templates. Most recently, (Tan and Li 2021) use deep neural networks in a similar fashion to find coefficients for ranking function templates. It is worth noting that both approaches are only presented for very simple loop languages where the loop guards are only conjunctions and the bodies are only deterministic updates.

Machine learning has also been applied to safety analysis (Si et al. 2018), stability analysis of dynamical systems (Chang, Roohi, and Gao 2019; Abate et al. 2021), logic

queries (Fischer et al. 2019) and program synthesis (Parisotto et al. 2017)

## 2 Illustrative Example

Termination arguments for programs can be subtle. For example, consider the following program:

```
1 it = list.iterator();
2 while (it.hasNext()) {
3   e = it.next();
4 }
```

Such a loop structure often occurs often when iterating through a list or array. Despite the fact that it may use such data structures it has a termination argument that only uses integer sequences. This can be spotted by examining the traces we obtain when running the program.

In general, an observation is an  $n$ -dimensional vector of values, where  $n$  is the number of traced variables. To learn a neural ranking function for this example, we employ a simple neural network with  $n$  input neurons directly connected to one output neuron with resp. weights  $\theta = (w_1, \dots, w_n) \in \mathbb{R}^n$  and bias  $b$ . The output neuron features a ReLU activation function, thus the entire network represents the function

$$f_\theta(x) = \text{ReLU}(w_1 \cdot \text{list.size} + \dots + w_n \cdot e + b). \quad (1)$$

We train this neural network so that its output value decreases by  $\delta > 0$  after every consecutive pair of observations for every trace. Let  $\{(x^{(i)}, y^{(i)})\}_{i=1}^k$  the set of such pairs, where  $y$  appears immediately after  $x$ . To train our network, we solve the following optimisation problem:

$$\arg \min_{\theta \in \mathbb{R}^n} \frac{1}{k} \sum_{i=1}^k \max\{f_\theta(y^{(i)}) - f_\theta(x^{(i)}) + \delta, 0\} \quad (2)$$

$\mathcal{L}(x, y)$

Function  $\mathcal{L}(x, y)$  represents the ranking loss of the neural network over a given pair. The higher the value of  $\mathcal{L}$  the more the network increases over the pair, whereas for pairs that decrease by the constant  $\delta$  its value is always 0 (i.e., negative values do not affect the sum). As a result, we obtain the optimal parameter  $\theta^*$ , which yields the function

$$f_{\theta^*}(x) = \text{ReLU}(\text{list.length} - \text{it.nextIndex}), \quad (3)$$

after rounding numerical noise in  $\theta^*$ . Since this function is always non-negative (i.e., bounded from below) and, as the formal verifier confirms, it decreases over all inputs, then it is a valid neural ranking function for this program and thus witnesses its termination.

By examining the numerical data in execution traces, this simple neural network discovered a termination argument. In this paper, we investigate the capabilities of this and also more general neural networks at learning ranking functions. For many practical problems, we argue that neural networks are an effective model for witnessing termination.

## 3 Termination Analysis

**Programs and Transition Systems** A computer program is a list of instructions that, together with the machine interpreting them, defines a state transition system over the state

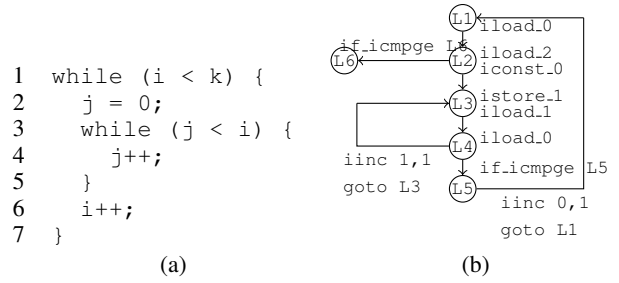


Figure 2: Program with nested counting and its CFG annotated by the respective bytecode.

space of the machine. A state transition system  $P$  is a pair  $(S, T)$  where  $S$  is a countable (possibly infinite) set of states and  $T \subset S \times S$  is a transition relation. A run of  $P$  is any sequence of states

$$s_0, s_1, s_2, \dots \quad (4)$$

such that  $(s_i, s_{i+1}) \in T$  for all  $i \geq 0$ . A state without any successors is a terminating state. We say that a program terminates if all its runs are finite.

**Ranking Functions** To determine whether a program terminates, our method attempts to find a ranking function for it. A function  $f: S \rightarrow W$  is a ranking function for the program  $P$  if

$$f(t) < f(s) \quad \text{for all } (s, t) \in T \quad (5)$$

and the relation  $(W, <)$  is well founded (Floyd 1967). The standard example is a function that maps the traces to sequences of numbers that (i) decrease a discrete amount and (ii) are bounded from below. The existence of a ranking function proves that the program terminates for every possible input. Every program that do not terminate necessarily lacks a ranking function. In Sect. 4, we consider non-negative functions that map to real numbers and decrease by a discrete amount. Furthermore, we also consider lexicographic ranking functions which are a special case of a ranking function  $f: S \rightarrow W$  where  $W$  is a set of tuples and the associated well founded order  $<$  is a lexicographic order. Such lexicographic arguments can be useful when considering nested loops.

**Control Flow Graph** A control flow graph (CFG) for program  $P$  is a finite directed graph  $G = (L, E)$  where  $L$  is a finite set of control locations and  $E \subseteq L \times L$  is a set of control edges. Let  $\lambda: S \rightarrow L$  map states to the respective control location, then a CFG satisfies that  $(\lambda(s), \lambda(t)) \in E$  for all  $(s, t) \in T$ .

For a Java program, a CFG can be obtained from its bytecode as shown in Fig. 2, where control locations correspond to source and target positions of jump instructions. Special control locations are the loop headers, that is, the dominators (entry locations) of the strongly connected components in the graph (Allen 1970); for instance, the loop headers for Fig. 2b are L1 and L3. For simplifying our analysis, we discover ranking functions that decrease between every two loop headers rather than every two instructions; this is sufficient for proving termination.

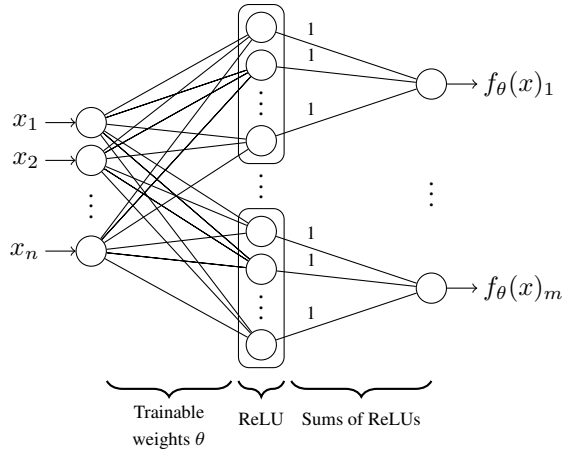


Figure 3: “Sum of ReLUs” architecture for lexicographic neural ranking functions.

## 4 Training Neural Ranking Functions

Our method collects execution traces from a program and then proceeds in two phases: first it trains and then it formally verifies. We train a neural network so that its output descends by a discrete amount  $\delta > 0$  over transition observation samples. For programs that may have nested loops, we train a neural network with multiple outputs which decrease lexicographically by  $\delta$ .

**Transition Observations and Traces** Our dataset is a collection of observations from the transition relation  $T$ . The state of a program is large and complex and contains internal information that a neural network cannot handle directly. The standard approach to address this issue is to define an *embedding*. To this end, we define an observation function  $\omega: S \rightarrow \mathbb{R}^n$ , which extracts appropriate input to the neural network from a program state. States are recorded at key locations during a run, specifically, at loop headers; then  $\omega$  is possibly partial. The observation function converts a run (see Eq. 4) into a *trace*  $x_0, x_1, x_2, \dots$  where, for all  $i > 0$ , the relation between  $x_{i-1} \in \mathbb{R}^n$  and  $x_i \in \mathbb{R}^n$  is that the former has been observed before the latter at the same control location. In other words, for all  $i > 0$ , we have that  $x_{i-1} = \omega(s_{i-1})$  and  $x_i = \omega(s_i)$  for some  $(s_{i-1}, s_i) \in T^+$  such that  $\lambda(s_{i-1}) = \lambda(s_i)$ .

**Sum of ReLUs Architecture** We train a ranking function model  $f_\theta: \mathbb{R}^n \rightarrow \mathbb{R}^m$  (parameterised by  $\theta$ ) with  $n$  inputs and  $m$  outputs where  $m$  so that it acts as a ranking function along every trace. Note that  $m$  is the number of nested loop heads in the given program. First, we require that  $f_\theta$  is bounded from below a priori. We enforce this condition over the neural network by choosing an appropriate architecture as depicted in Fig. 3. The *sum of ReLUs* (SOR) architecture features  $n$  inputs,  $m$  outputs, and one hidden layer. Every hidden neuron (represented by a circle) has ReLU activation function. Hidden neurons are partitioned into  $m$  groups. Input and hidden layer are fully connected with trainable weights, whereas as each group is independently connected to an output neuron

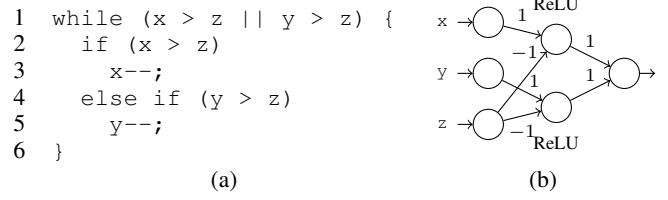


Figure 4: Program with SOR ranking function.

with non-trainable weights fixed to 1. This ensure that the network’s output is always non-negative, and allows learning a variety of non-trivial ranking functions. Consider, for instance, the example of Fig. 4. This program does not admit a linear ranking function. As it turns out, the simple neural network in Fig. 4b is a correct ranking function for this program, and was efficiently learned by our prototype. Notably, this is the function  $\text{ReLU}(x - z) + \text{ReLU}(y - z)$ , which is non-linear and correspond to a special case of SOR function with  $m = 1$ .

**Lexicographic Ranking Loss** For program with possibly nested loops, we train general models ( $m > 1$ ) so their output descends a lexicographic order along the traces. More specifically, we train them so that every transition may strictly decrease any output neuron by the constant  $\delta$ , as long as all other output neurons with smaller index do not increase. That is, for every transition observation  $(x, y)$  there exists an index  $j \in \{1, \dots, m\}$  such that

$$f_\theta(y)_j \leq f_\theta(x)_j - \delta \quad \text{and} \quad (6)$$

$$f_\theta(y)_i \leq f_\theta(x)_i \quad \text{for all } i < j. \quad (7)$$

To train a *lexicographic neural ranking function*, we augment the dataset so that every transition observation  $(x, y)$  is associated with a desired lexicographic index  $j$ . Then, we optimise the average value of the following loss function:

$$\mathcal{L}_\theta(x, y, j) = \max\{f_\theta(y)_j - f_\theta(x)_j + \delta, 0\} + \sum_{i=1}^{j-1} \max\{f_\theta(y)_i - f_\theta(x)_i, 0\}. \quad (8)$$

Lexicographic indices are added to the dataset before training. It is a good heuristic to associate indices to the nesting of the corresponding loop header, by increasing index from outermost to innermost nesting. Then, we minimise the loss function until it attains a value that is sufficiently close to zero. We round all parameters to the nearest integer or to few binary digits and pass it to the formal verifier. As we show, this indexing and rounding heuristic is effective in practice.

## 5 Tracing

In this section we will discuss how we extract execution traces from programs. An execution trace is essentially a list of consecutive snapshots of the program’s memory during its execution. As previously discussed and shown in Fig. 1 program traces are a core part of our approach to termination analysis. These program traces are generated dynamically, that is during the termination analysis.

Tracing requires two things, a function that is to be traced and a list of positions in the function where a snapshot has to be taken. In our case these positions denote the loop heads of the function. A single execution trace for this function is then generated by the following steps: *Sampling*, *Execution*, *Snapshot*. We describe each of these steps below. As we are working with Java Bytecode we also mention some implementation details specific to the Java environment and the Java Virtual Machine (JVM). As mentioned in previous chapters, our approach is conceptually simple and platform independent. Hence, this could also be applied to more abstract models of computation. However, due to the need to be able to collect execution traces as training data using a general purpose programming language is more practical. Furthermore, thanks to the JVM’s great tooling we are able to keep the tracing lightweight. Something that would otherwise require a large engineering effort.

**Sampling:** Sampling describes the process of generating input data for a function  $f$  with an argument list  $l$ . Importantly, we only consider deterministic functions. Hence, two traces of a function with the same argument list  $l$  are identical. This allows us to control the traces using only the input data. We use two sampling strategies based on a Gaussian distribution: *pairwise anticorrelated sampling* (PAS) and *Gaussian sampling*. PAS uses a multivariate normal distribution where we enforce the same variance for every argument in  $l$  except for two randomly chosen arguments. For these two chosen variables we create a covariance. Hence, this is a standard Gaussian distribution for all variables except for two where we create a covariance. As an example consider a function with the following signature: `void compute(int a, int b, int c, int d)`. If we choose the pair of arguments  $b, c$  as an anticorrelated pair we get the following covariance matrix:

$$\begin{bmatrix} 1 & 0 & 0 & 0 \\ 0 & 1 & 100 & 0 \\ 0 & 100 & 100 & 0 \\ 0 & 0 & 0 & 1 \end{bmatrix}$$

While  $a$  and  $d$  are sampled using a Gaussian distribution with variance 1 we sample  $b$  and  $c$  with a covariance of 100. Gaussian sampling on the other hand describes a sampling strategy where each variable is sampled independently from another from a Gaussian distribution with a variance of 1000 and no covariance.

**Execution:** We start executing  $f$  with the sampled arguments. Using the Java Virtual Machine Tool Interface (JVMTI) allows us to maintaining control over the JVM during the execution of  $f$ . Once we hit a loop head location, we halt the execution and take a snapshot.

**Snapshot:** Using JVMTI we have access to the Local Variable Table (LVT). The LVT contains all local variables of the function including variables that are only declared later in the same function (i.e. variables that are invalid at the current position in the program). We create a memory snapshot by iterating through the LVT and reading the values of every valid variable. For invalid variables we create a placeholder

default value (which depends on the type of the variable). Note that since the types of variables cannot change, the size of the snapshots is always the same. Once the snapshot is collected we append it to the trace of the current program. If the maximum length of a trace is reached we force a termination of the virtual machine, otherwise we resume the execution.

The resulting list of snapshots constitutes an execution trace. The goal is to sample the input data in such a way that we achieve a high coverage of the function and the data therefore best represents a possible ranking argument while keeping the amount of traces and therefore data low.

## 6 Experiments

We developed a prototype implementation of the methods discussed in the previous sections which we name  $\nu\text{Term}$ . In this section we present an evaluation of  $\nu\text{Term}$  on a set of benchmarks. Subsequently, we discuss results, limitations, and possible improvements.

### Benchmarks and Setup

We consider a benchmark set comprised of problems from the TermComp Termination Competition (Giesl et al. 2019) and the SV-COMP Software Verification Competition (Beyer 2020). Both problems sets are publicly available<sup>1</sup>. Both sets cover a wide variety of termination and non-termination problems as well as software verification in general. We restrict the evaluation to the two problem sets `Aprove_09` from TermComp and `term-crafted-lit` from SV-COMP. Furthermore, for this evaluation we only consider deterministic terminating programs with a maximum of two nested loops without function calls. This left us with 73 problems from `term-crafted-lit` (originally 159) and 38 problems (originally 76) from `Aprove_09`. The problem set `term-crafted-lit` is comprised of problems from literature on termination analysis translated to C. We therefore had to translate these problems into Java by hand. In addition, we also split the main functions’ bodies into an initialisation and loop part. Note that this purely syntactic change does not alter the difficulty of determining termination of a program. We also do not consider non-terminating programs as they do not have ranking functions, so our tool simply times out.

The experiments were conducted on Ubuntu 18.04.5 LTS running on an Intel(R) Xeon(R) CPU E5-2440 0 @ 2.40GHz CPU. We use PyTorch (Paszke et al. 2019) as a machine learning framework. For learning we use the Adam optimiser provided by PyTorch and a learning rate of 0.05. We run the benchmarks 5 times with seeds that were fixed a priori for reproducibility. Instructions on how to reproduce the results (including seeds etc.) are part of the supplementary material.

### Results and Discussion

We ran  $\nu\text{Term}$  on the aforementioned benchmarks using one the Sum-of-Relu model with a variable size number of hidden neurons. The execution traces were obtained by creating 1000 samples using PAS. As a comparison we also ran `Aprove`(Giesl et al. 2017), `iRankFinder`(Ben-Amram and Genaim 2014), and `Ultimate`(Heizmann,

<sup>1</sup>2-Clause BSD License

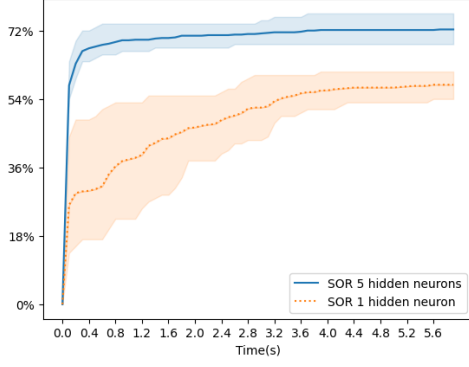


Figure 5: Percentage of problems solved over number of iterations required (accumulative) and percentage of problems solved within a given time spent on learning (in seconds).

Hoenicke, and Podelski 2014) on the same benchmarks. Note that since `iRankFinder` and `Ultimate` do not support Java programs as input those benchmarks were run on the original C versions. The results of these tools as well as  $\nu\text{Term}$  with 1 and 5 neurons are presented in Tab. 1. A comparison of  $\nu\text{Term}$  with different neuron numbers is presented in Fig. 6. We present the average number of solved problems over the multiple runs of  $\nu\text{Term}$ . Overall, the strongest tool is `Aprove` as it solves every problem in `term-crafted-lit` and `Aprove_09`. In the combined data set `iRankFinder` and `Ultimate` come second and third. When only considering `Aprove_09`  $\nu\text{Term}$  comes second outperforming `Ultimate` and `iRankFinder`. On the `term-crafted-lit` set `Aprove` solves every single problem while `Ultimate` and `iRankFinder` come second again and  $\nu\text{Term}$  is last.

Comparing different instances of  $\nu\text{Term}$  as presented in Fig. 6 we see that having more than one hidden neuron improves performance by up to 12%. However, increasing the complexity further does not lead to any gains.

**Discussion** Overall,  $\nu\text{Term}$  proves termination for 75.1% of all problems in the average case and 76.6% in the best run with 5 neurons. In comparison, when using only 1 neuron we solve 63.8% and 65.8% of all problems in the average and best case, respectively. Fig. 5 presents a plot describing the learning process and how fast the models converge in terms of time. Although the more complex model should theoretically be slower when performing a learning step, this is offset by the fact that the more complex model requires fewer iterations to minimise the loss. Fig. 6 shows how increasing the number of hidden nodes is only initially improves the efficacy of the network drastically (by 11%). This indicates that simply increasing the number of hidden nodes would not lead to further improvements.

Similarly, the sampling strategy also has an impact on the performance of the network as shown in Fig. 7. In total the 5 neuron model using the Gaussian sampling strategy only solves 64% of the problems and is therefore closer to

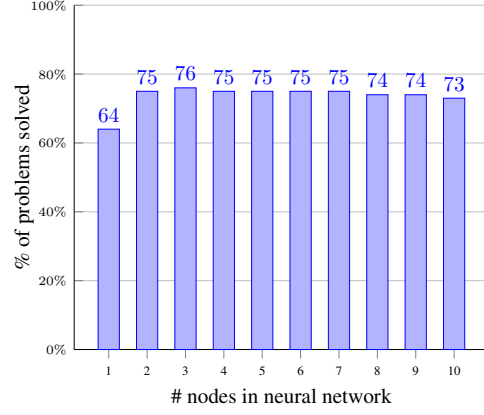


Figure 6: Showing the number of problems solved with 1 to 10 hidden nodes in the SOR architecture with PAS.

the one neuron model when it comes to performance. Fig. 7 (b) shows that Gaussian sampling is slower overall. This is unsurprising as Gaussian sampling leads to more large numbers and therefore longer traces.

In comparison with other tools  $\nu\text{Term}$  comes in last when considering the combined data set as well as `term-crafted-lit`. In the combined data set our prototype is trailing by around 13% in the average case and around 11% in the best case. In contrast when considering the `Aprove_09` dataset  $\nu\text{Term}$  comes in second place (behind `Aprove`) and beats `Ultimate` and `iRankFinder` by approximately 12% and 8% respectively. `Aprove`, `Ultimate`, and `iRankFinder` are mature tools that have seen a lot of development and contributions from multiple researchers over many years. Furthermore, they implement multiple theoretical methods and results gathered over the years. On the other hand,  $\nu\text{Term}$  only implements neural termination analysis as discussed in this paper. Despite this we can keep up with state of the art tools and even manage to improve on them in the `Aprove_09` set.

## Limitations

Owing to the inherent difficulty of the problem at hand (termination), methods for solving it are necessarily incomplete. Neural termination analysis is no exception. It is easy to construct programs that other methods can prove terminating but where neural termination analysis fails. Usually, these fall into one of the following three cases.

**Insufficient Data** Neural termination analysis learns termination arguments from execution traces. Hence, any program feature that limits the data that can be gathered is a problem for our approach. Multiple problems in the dataset exhibit behaviour such as Fig. 8 (a). This loop only has more than one iteration if  $x$  is sampled with one of 1, 2, 3, 4 and even then the trace is only extremely short. Similar issues can occur when learning offsets (biases) or when branching only occurs in rare cases. These issue may be mitigated by letting the verifier propose specific initial conditions for the sampling.

#		term-crafted-lit 73		Aprove.09 38		combined 111	
$\nu$ Term	1 neuron	41	56.2%	29.8	78.4%	70.8	63.8%
	5 neurons	48.0	65.8%	35.4	93.2%	83.4	75.1%
Aprove		73	100%	38	100%	111	100%
Ultimate		66	90.4%	31	81.6%	97	87.3%
iRankFinder		65	89.0%	33	86.8%	98	88.2%

Table 1: Results of running  $\nu$ Term (with 1 neuron, 5 neurons with PAS, and 5 neurons with Gaussian sampling), Aprove, Ultimate, and iRankFinder on term-crafted-lit and Aprove.09. In the case of  $\nu$ Term we report the average results.

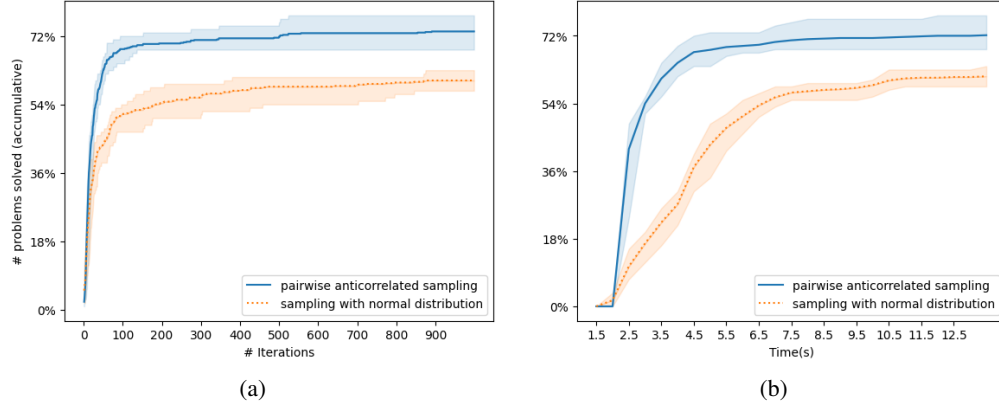


Figure 7: Comparing the number of iterations and time required to solve problems using Gaussian sampling and PAS in the SOR model with 5 hidden neurons.

```

1  while(x > 0) { 2  while(i < 100) {
2    x = -2*x + 10; 3    i++;
3  }               4    j = i;
                  5  }
(a)              (b)

```

Figure 8: Two loops that are challenging for neural termination analysis due to either lack of data or deceiving data.

**Model Expressivity** As ranking functions become more complex, the models also need to be able to express them. On instance of such a problem from the dataset is a problem where the ranking function depends on the evenness of an input variable. Neither of our models is expressive enough to capture the concept of evenness. A solution to this problem is considering more expressive models. However, with more complex models the effort required to verify and the amount of data required to train these models increases.

**Verification** When there are multiple correct ranking functions the verification procedure may not be able to prove all of them correct. The loop presented in Fig. 8 (b) can exhibit such behaviour. When purely looking at the execution traces, which is what the learning procedure does,  $i$  and  $j$  have the exact same values at the loop head. Hence, if the

learner comes up with the ranking function  $100 - j$  the verifier would not be able to prove it correct unless it is supplied with the invariant that  $i = j$  at the loop head. One way to solve this problem could be to integrate existing methods that discover such invariants (Si et al. 2018; Ernst et al. 2007).

## 7 Conclusion

We introduced the first termination analysis method that takes advantage of neural networks. Our approach guesses a ranking function candidate from sampled execution traces, then checks it using SMT solving. Compared to approaches based on formal reasoning, our approach is simple to implement: together with infrastructure for running programs and checking ranking, we implemented our prototype using a simple neural architecture with one hidden layer and a straight-forward training script. This solved 75% of the programs in a standard set of benchmarks for termination analysis.

Our result lends itself to future research in machine learning and formal verification. Learning proofs from examples applies not only to imperative programs, but also to functional programming and logic. Moreover, separating proof learning from formal verification may also apply to further verification questions and such as non-termination (Gupta et al. 2008), which requires different techniques.

## References

- Abate, A.; Ahmed, D.; Giacobbe, M.; and Peruffo, A. 2021. Formal Synthesis of Lyapunov Neural Networks. *IEEE Control. Syst. Lett.*, 5(3): 773–778.
- Albert, E.; Arenas, P.; Genaim, S.; Puebla, G.; and Zanardini, D. 2007. COSTA: Design and Implementation of a Cost and Termination Analyzer for Java Bytecode. In *FMCO*, volume 5382 of *Lecture Notes in Computer Science*, 113–132. Springer.
- Allen, F. E. 1970. Control Flow Analysis. In *Proceedings of a Symposium on Compiler Optimization*, 1–19. ACM.
- Arts, T.; and Giesl, J. 2000. Termination of term rewriting using dependency pairs. *Theor. Comput. Sci.*, 236(1-2): 133–178.
- Ben-Amram, A. M.; and Genaim, S. 2014. Ranking Functions for Linear-Constraint Loops. *J. ACM*, 61(4): 26:1–26:55.
- Beyer, D. 2020. Advances in Automatic Software Verification: SV-COMP 2020. In *TACAS (2)*, volume 12079 of *Lecture Notes in Computer Science*, 347–367. Springer.
- Bradley, A. R.; Manna, Z.; and Sipma, H. B. 2005a. Linear Ranking with Reachability. In *CAV*, volume 3576 of *Lecture Notes in Computer Science*, 491–504. Springer.
- Bradley, A. R.; Manna, Z.; and Sipma, H. B. 2005b. The Polyranking Principle. In *ICALP*, volume 3580 of *Lecture Notes in Computer Science*, 1349–1361. Springer.
- Brockschmidt, M.; Cook, B.; Ishtiaq, S.; Khlaaf, H.; and Piterman, N. 2016. T2: Temporal Property Verification. In *TACAS*, volume 9636 of *Lecture Notes in Computer Science*, 387–393. Springer.
- Brockschmidt, M.; Otto, C.; von Essen, C.; and Giesl, J. 2010. Termination Graphs for Java Bytecode. In *Verification, Induction, Termination Analysis*, volume 6463 of *Lecture Notes in Computer Science*, 17–37. Springer.
- Chang, Y.; Roohi, N.; and Gao, S. 2019. Neural Lyapunov Control. In *NeurIPS*, 3240–3249.
- Chen, Y.; Heizmann, M.; Lengál, O.; Li, Y.; Tsai, M.; Turrini, A.; and Zhang, L. 2018. Advanced automata-based algorithms for program termination checking. In *PLDI*, 135–150. ACM.
- Chen, Y.; Xia, B.; Yang, L.; Zhan, N.; and Zhou, C. 2007. Discovering Non-linear Ranking Functions by Solving Semi-algebraic Systems. In *ICTAC*, volume 4711 of *Lecture Notes in Computer Science*, 34–49. Springer.
- Cook, B.; Kroening, D.; Rümmer, P.; and Wintersteiger, C. M. 2013. Ranking function synthesis for bit-vector relations. *Formal Methods Syst. Des.*, 43(1): 93–120.
- Cook, B.; Podelski, A.; and Rybalchenko, A. 2006a. Termination proofs for systems code. In *PLDI*, 415–426. ACM.
- Cook, B.; Podelski, A.; and Rybalchenko, A. 2006b. Terminator: Beyond Safety. In *CAV*, volume 4144 of *Lecture Notes in Computer Science*, 415–418. Springer.
- Cook, B.; See, A.; and Zuleger, F. 2013. Ramsey vs. Lexicographic Termination Proving. In *TACAS*, volume 7795 of *Lecture Notes in Computer Science*, 47–61. Springer.
- Cousot, P. 2005. Proving Program Invariance and Termination by Parametric Abstraction, Lagrangian Relaxation and Semidefinite Programming. In *VMCAI*, volume 3385 of *Lecture Notes in Computer Science*, 1–24. Springer.
- Ernst, M. D.; Perkins, J. H.; Guo, P. J.; McCamant, S.; Pacheco, C.; Tschantz, M. S.; and Xiao, C. 2007. The Daikon System for Dynamic Detection of Likely Invariants. *Sci. Comput. Program.*, 69(1-3): 35–45.
- Fischer, M.; Balunovic, M.; Drachler-Cohen, D.; Gehr, T.; Zhang, C.; and Vechev, M. T. 2019. DL2: Training and Querying Neural Networks with Logic. In *ICML*, volume 97 of *Proceedings of Machine Learning Research*, 1931–1941. PMLR.
- Floyd, R. W. 1967. Assigning Meanings to Programs. In *Proceedings of Symposium in Applied Mathematics*.
- Giesl, J.; Aschermann, C.; Brockschmidt, M.; Emmes, F.; Frohn, F.; Fuhs, C.; Hensel, J.; Otto, C.; Plücker, M.; Schneider-Kamp, P.; Ströder, T.; Swiderski, S.; and Thiemann, R. 2017. Analyzing Program Termination and Complexity Automatically with AProVE. *J. Autom. Reason.*, 58(1): 3–31.
- Giesl, J.; Rubio, A.; Sternagel, C.; Waldmann, J.; and Yamada, A. 2019. The Termination and Complexity Competition. In *TACAS (3)*, volume 11429 of *Lecture Notes in Computer Science*, 156–166. Springer.
- Gupta, A.; Henzinger, T. A.; Majumdar, R.; Rybalchenko, A.; and Xu, R. 2008. Proving non-termination. In *POPL*, 147–158. ACM.
- Heizmann, M.; Christ, J.; Dietsch, D.; Ermis, E.; Hoenicke, J.; Lindenmann, M.; Nutz, A.; Schilling, C.; and Podelski, A. 2013. Ultimate Automizer with SMTInterpol (Competition Contribution). In *TACAS*, volume 7795 of *Lecture Notes in Computer Science*, 641–643. Springer.
- Heizmann, M.; Hoenicke, J.; and Podelski, A. 2014. Termination Analysis by Learning Terminating Programs. In *CAV*, volume 8559 of *Lecture Notes in Computer Science*, 797–813. Springer.
- Le, T. C.; Antonopoulos, T.; Fathololumi, P.; Koskinen, E.; and Nguyen, T. 2020. DynamiTe: Dynamic Termination and Non-termination Proofs. *Proc. ACM Program. Lang.*, 4(OOPSLA): 189:1–189:30.
- Leike, J.; and Heizmann, M. 2014. Ranking Templates for Linear Loops. In Ábrahám, E.; and Havelund, K., eds., *Tools and Algorithms for the Construction and Analysis of Systems*, 172–186. Springer. ISBN 978-3-642-54862-8.
- Nori, A. V.; and Sharma, R. 2013. Termination proofs from tests. In *ESEC/SIGSOFT FSE*, 246–256. ACM.
- Otto, C.; Brockschmidt, M.; von Essen, C.; and Giesl, J. 2010. Automated Termination Analysis of Java Bytecode by Term Rewriting. In *RTA*, volume 6 of *LIPIcs*, 259–276. Schloss Dagstuhl - Leibniz-Zentrum für Informatik.
- Parisotto, E.; Mohamed, A.; Singh, R.; Li, L.; Zhou, D.; and Kohli, P. 2017. Neuro-Symbolic Program Synthesis. In *ICLR (Poster)*. OpenReview.net.
- Paszke, A.; Gross, S.; Massa, F.; Lerer, A.; Bradbury, J.; Chanan, G.; Killeen, T.; Lin, Z.; Gimelshein, N.; Antiga, L.;



Desmaison, A.; Köpf, A.; Yang, E.; DeVito, Z.; Raison, M.; Tejani, A.; Chilamkurthy, S.; Steiner, B.; Fang, L.; Bai, J.; and Chintala, S. 2019. PyTorch: An Imperative Style, High-Performance Deep Learning Library. In Wallach, H. M.; Larochelle, H.; Beygelzimer, A.; d'Alché-Buc, F.; Fox, E. B.; and Garnett, R., eds., *Advances in Neural Information Processing Systems 32: Annual Conference on Neural Information Processing Systems 2019, NeurIPS 2019, December 8-14, 2019, Vancouver, BC, Canada*, 8024–8035.

Podelski, A.; and Rybalchenko, A. 2004. A Complete Method for the Synthesis of Linear Ranking Functions. In *VMCAI*, volume 2937 of *Lecture Notes in Computer Science*, 239–251. Springer.

Si, X.; Dai, H.; Raghothaman, M.; Naik, M.; and Song, L. 2018. Learning Loop Invariants for Program Verification. In *NeurIPS*, 7762–7773.

Spoto, F. 2016. The Julia Static Analyzer for Java. In *SAS*, volume 9837 of *Lecture Notes in Computer Science*, 39–57. Springer.

Tan, W.; and Li, Y. 2021. Synthesis of ranking functions via DNN. *Neural Comput. Appl.*, 33(16): 9939–9959.

Urban, C. 2013. The Abstract Domain of Segmented Ranking Functions. In *SAS*, volume 7935 of *Lecture Notes in Computer Science*, 43–62. Springer.

Urban, C.; Gurfinkel, A.; and Kahsai, T. 2016. Synthesizing Ranking Functions from Bits and Pieces. In *TACAS*, volume 9636 of *Lecture Notes in Computer Science*, 54–70. Springer.

Yuan, Y.; and Li, Y. 2019. Ranking Function Detection via SVM: A More General Method. *IEEE Access*, 7: 9971–9979.

## 8 Acknowledgments

We are grateful to Hosein Hasanbeig and Hadrien Pouget for revising parts of this manuscript. This work was in part supported by the HICLASS project (113213), a partnership between the Aerospace Technology Institute (ATI), Department for Business, Energy & Industrial Strategy (BEIS), Innovate UK. This work was also in part funded by the Oxford-DeepMind Graduate Scholarship as well as the Engineering and Physical Sciences Research Council (EPSRC) Doctoral Training Partnership.