

Approximating Happiness Maximizing Set Problems

Phoomraphee Luenam

pluenam@connect.ust.hk

Hong Kong University of Science and
Technology
Hong Kong

Yau Pun Chen

ypchen@connect.ust.hk

Hong Kong University of Science and
Technology
Hong Kong

Raymond Chi-Wing Wong

raywong@cse.ust.hk

Hong Kong University of Science and
Technology
Hong Kong

ABSTRACT

A Happiness Maximizing Set (HMS) is a useful concept in which a smaller subset of a database is selected while mostly preserving the best scores along every possible utility function. In this paper, we study the k -Happiness Maximizing Sets (k -HMS) and Average Happiness Maximizing Sets (AHMS) problems. Specifically, k -HMS selects r records from the database such that the minimum happiness ratio between the k -th best score in the database and the best score in the selected records for any possible utility function is maximized. Meanwhile, AHMS maximizes the average of this ratio within a distribution of utility functions. k -HMS and AHMS are equivalent to the more established k -Regret Minimizing Sets (k -RMS) and Average Regret Minimizing Sets (ARMS) problems, but allow for the derivation of stronger theoretical results and more natural approximation schemes.

In this paper, we show that the problem of approximating k -HMS within any finite factor is NP-Hard when the dimensionality of the database is unconstrained and extend the result to an inapproximability proof of k -RMS. We then provide approximation algorithms for AHMS with better approximation ratios and time complexities than known algorithms for ARMS. Finally, we provide dataset reduction schemes which can be used to reduce the runtime of existing heuristic based algorithms, as well as to derive polynomial-time approximation schemes for both k -HMS and AHMS when dimensionality is fixed. Finally, we provide experimental validation showing that our AHMS algorithm achieves the same happiness as the existing Greedy Shrink FAM algorithm while running faster by over 2 orders of magnitude on even a small dataset of 17265 data points while our reduction scheme was able to reduce runtimes by up to 93% (from 4.2 hours to 16.7 minutes) while keeping happiness within 90% of the original on the largest tested settings.

1 INTRODUCTION

Selecting a small subset of elements to represent a database is a fundamental problem which is of practical value since a database is often far too large for a typical user to search in it entirely. Some applications are selecting which products to advertise on a website or which phones to put on display. Two major techniques used for this purpose are top- k queries and skyline queries.

In top- k queries, a utility function is given by the user and the top- k records which maximize the utility function are returned. This has the advantage of giving the user a number of items to choose from, which is especially important when the exact utility function of the user is unclear or only vaguely known. However, the weakness of this type of query is that a utility function close to the true utility function must be known in advance when there can often be a wide variety of possible utility functions [10].

In skyline queries, all records not dominated by other records are returned, where a record dominates another record if all its coordinates are not worse and at least one of those coordinates is strictly better than those of the second record. While having the advantage of being able to function without the specification of any utility function, the skyline query does not effectively reduce the size of high dimensional databases [6]. In some cases, the skyline query returns the entire database when no record is dominated.

To avoid these limitations, the Regret Minimizing Set (RMS) query [17] was proposed to simultaneously possess the strengths of both types of queries, resulting in many recent studies about this query in the database community [5, 13, 20, 23, 25, 26]. In RMS, a subset of r elements is chosen from the database such that the maximum regret ratio of any possible utility function between the best element in the database and the best element in the selected subset is minimized. This preserves the benefit of the bounded size of the top- k query while keeping the skyline query's advantage of not requiring an exact utility function.

As comparing the elements in the selected subset to the best element in the database is a very demanding criterion, a relaxed version of the problem was proposed in k -Regret Minimizing Set (k -RMS) queries. In k -RMS, the selected subset is chosen such that the maximum regret ratio between the best element in the subset and the k^{th} best element in the database for any given utility function is minimized.

Another approach is Average Regret Minimizing Sets (ARMS), where instead of minimizing the maximum regret ratio, the objective is instead minimizing the average regret ratio across a distribution of (possibly nonlinear) utility functions. The motivation behind using the average rather than the maximum regret is that optimizing the maximum may unfairly prioritize the least satisfied utility functions, while optimizing the average more properly satisfies the majority of utility functions. Since the expected regret of the distribution can be approximated with a sample with high confidence as the sample grows larger, it has been proposed to instead minimize the regret on a sample of N utility functions.

More recently, multiple papers have also considered the happiness maximization version of RMS problems. [15] studied the min-size version of RMS, where the goal is to find the smallest set that provides a given level of happiness, defined as equivalent to 1 minus the regret. Another, [22], studied the happiness maximization version of k -RMS and provided an optimization to the greedy algorithm based on the monotonicity of the minimum happiness function. [24], which studied both ARMS and its happiness maximization variant, makes particular use of the properties of the average happiness ratio to provide a better approximation ratio for the happiness variant over the original ARMS. However, there has not yet been a study that systematically compares the theoretical

properties of the regret minimization and happiness maximization formulations.

In this paper, we seek to demonstrate several arguably more natural theoretical properties of happiness approximation guarantees. Particularly, we study the happiness approximation guarantees for k -RMS and ARMS. As most of our results focus on the happiness maximization version, we will equivalently formulate them as k -Happiness Maximizing Sets (k -HMS) and Average Happiness Maximizing Sets (AHMS). These reformulations are the same problem as the original (in that they receive the same inputs and request the same output set), but, as further detailed in our contributions, admit stronger approximation guarantees. In particular, we are able to resolve the approximability status of k -HMS completely while the approximability of k -RMS is still an open problem for some settings. Even more so, we provide several approximation algorithms with provable bounds for k -HMS/AHMS that do not admit bounds on k -RMS/ARMS formulations.

- (1) For k -HMS, we will show this problem is NP-Hard to approximate when d is treated as an input for any fixed k through a reduction from the set cover problem. We also extend this result to show that the problem of approximating the k -RMS problem within a finite ratio is NP-Hard when k and d , the dimensionality, are treated as inputs, partially answering an open question posed in [14].
- (2) For AHMS, we provide a $1 - \frac{1}{e}$ -approximation algorithm with a time complexity of $O(dnN)$, an improvement from the previous $O(dNn^3)$ -time algorithm originally proposed Average Regret Minimizing Sets problem with no constant approximation bound [27]. We also provide an algorithm that runs in $O(n \log n + dnN + k(n^{1-\frac{1}{d}}N + N^{1-\frac{1}{d}}n + N \log N))$ time with high probability in the case of linear utility functions based on techniques from computational geometry. The experimental validation shows that our algorithm runs faster than the existing Greedy Shrink FAM algorithm [27] by nearly 3 orders of magnitude on even a small dataset of $n = 17265$ and scales efficiently up to dataset of 1000000 points.
- (3) For both the k -HMS and AHMS problems, we propose multiplicative and additive dataset reduction schemes from which we derive polynomial-time approximation schemes for when d is fixed. Together with previous results, this completely resolves the hardness of approximating k -HMS for any k and d , including unfixed d .
- (4) We experimentally show that dataset reduction schemes can be used to significantly reduce the running time of existing heuristic based solvers for k -HMS/ k -RMS while not significantly worsening the minimum happiness ratio/maximum regret ratio. For the largest settings tested, the reduction scheme was able to reduce the runtime by up to 93% (from 4.2 hours to 16.7 minutes) while keeping happiness within 90% of the original.

The rest of the paper proceeds as follows: Section 2 gives an overview of selected relevant work. Section 3 defines the k -HMS problem, the happiness maximizing formulation of k -RMS, presents our hardness results on the approximability of k -HMS, and extends these results to the k -RMS formulation. Section 4 defines AHMS, the

happiness maximizing formulation of ARMS, and presents our proposed approximation algorithms. Section 5 introduces additive and multiplicative dataset reduction schemes and extends them to polynomial time approximation schemes for k -HMS and AHMS. Section 6 provides experimental results for 1) performance improvements from applying the reduction schemes before running previously proposed heuristic based algorithms for the 1-HMS problem and 2) our proposed approximation algorithm for AHMS. Section 7 is the conclusion and discusses potential future work.

2 RELATED WORK

In this section, we discuss some related work relevant to the k -HMS problem. Existing work generally uses the k -RMS rather than the k -HMS formulation. We follow the naming conventions as in [25].

2.1 RMS Problems

RMS can be regarded as a special case of k -RMS when $k = 1$. Following [25], we categorize RMS algorithms for general dimensionality d into two main classes based on whether there exist theoretically guaranteed results: heuristic approaches, and theoretical approaches.

Heuristic Approaches. RMS algorithms that rely on heuristics can be further categorized into two subcategories: Linear Programming (LP) based algorithm and geometric algorithms. LP-based algorithms include Greedy [17] and ImpGreedy [26]. Greedy [17] initializes RMS to the point with the best first dimensional value and iteratively inserts points that realize the current maximum regret ratio (computed with LP) until some defined stopping conditions are satisfied. ImpGreedy [26] improves the efficiency of Greedy [17] by pruning nonessential LP computations. As shown in [22], the efficiency could be further improved by performing randomized sampling on the input dataset before the greedy algorithms are executed. The geometric methods GeoGreedy and StoredList are greedy algorithms proposed by [19]. The difference between GeoGreedy [19] and Greedy [17] is that, in each iteration, the computational of maximum regret ratio is done with computational geometry methods instead of LP. As described in [19], StoredList is a materialization of GeoGreedy that pre-computes a set of candidates to run GeoGreedy on.

Theoretical Approaches. Theoretically guaranteed approaches for RMS include Cube [17], ϵ -Kernel [4, 8], Sphere [26], HittingSet [4, 14] and DMM [5]. Cube [17] constructs a solution set by dividing the data space into hypercubes based on the first $d - 1$ dimensions and selecting the point within each hypercube with the largest coordinate in the d^{th} dimension. HittingSet [4] transforms the RMS problem into a hitting set problem and applies an approximation algorithm from [1]. DMM works similarly to HittingSet but instead formulates the problem as a matrix min-max problem. ϵ -Kernel [14] computes an ϵ -kernel on the original dataset to use as the input to the hitting set formulation and is more efficient than HittingSet. Sphere [26] selects a small set of representative utility functions and includes points with high utilities for those functions.

2.2 k -RMS Problems for $k \geq 2$

k -RMS, proposed by [12], is a generalization of the RMS problem which relaxes the definition of regret to be computed against the k^{th} best element along a given utility function rather than the single best element. Analogously to RMS, the goal of the k -RMS query is to minimize the maximum k -regret ratio over all possible utility functions while selecting up to r elements. As previously mentioned, RMS can be viewed as a special case of k -RMS when $k=1$. The motivation behind this relaxation is that a user would often still be "happy" with even the second or third best choice, which makes optimizing for regret against the single best choice less practically useful. An added benefit of this relaxation is that it allows the dataset to be represented more succinctly.

As k -RMS is a relaxation of the stricter k -regret query problem, it is possible to apply RMS algorithms such as CUBE and SPHERE which have known upper bounds $O(r^{-1/(d-1)})$ and $O(r^{-2/(d-1)})$ respectively to achieve an upper bound on the maximum k -regret ratio [17, 26] (Note that these papers use k to denote the number of points selected rather than k). However, these upper bounds may lie far from the optimal k -regret, and so these algorithms would not qualify as approximation algorithms for the k -RMS problem.

Approximation Algorithms. Approximation algorithms for the RMS problem such as those proposed in [5] cannot in general be applied to k -RMS with the same approximation ratios, since it is possible that the relaxation may reduce the maximum regret ratio of the best possible solution.

More recently, [4] proposed a bicriteria approximation algorithm based on hitting sets for which the user can freely select the approximation ratio for the k -regret (requiring much larger run times for smaller approximation ratios) but may return more than the requested number of elements r by up to a logarithmic factor. This deviates from the traditional setting of an approximation algorithm where generally only the optimized objective is allowed to differ from the optimal value by some factor.

Indeed, we show that it is impossible for there to be such an approximation algorithm for the general k -regret problem in arbitrary dimension unless $P=NP$.

Other Variants of k -RMS. Additional work has also been done investigating variants of the original k -RMS problem. In particular, [13] considers nonlinear utility functions and [20] considers multiplicative utility functions.

2.3 Average Regret Minimizing Sets

ARMS was first studied in [27], which defined the ARMS problem. ARMS was introduced to address issues with the original RMS problem. Specifically, RMS has the tendency to prioritize the least satisfied utility functions, which is often not representative of the majority of utility function. ARMS addresses this by instead minimizing the average regret ratio within a given distribution of utility functions. We further note that while the RMS problem was originally formulated using the set of linear utility functions, the ARMS is defined more generally for arbitrary utility functions.

[27] first showed that the regret could be closely approximated by its value on a sufficiently large sample of N points and then provided an approximation algorithm running in $O(dNn^3)$ time based on

the supermodularity and monotonicity of the average regret ratio function. However, the approximation ratio was not a constant but an unbounded value dependent on the "steepness" of the average regret ratio function. They also provide exact algorithms for two dimensional datasets.

[21] further exploits the monotonicity of the average regret ratio to optimize the existing greedy algorithm with lazy evaluations. While this results in speedups, it does not improve the time complexity since there are worst case constructions that result in the same $O(dNn^3)$ runtime.

2.4 Happiness Maximizing Sets

While most publications follow the original RMS work [17] in minimizing the regret, more recently, several studies have also considered the happiness maximization version.

[15] considers the minimum size version of k -HMS, which asks how many points are needed to guarantee that the happiness ratio of each user is at least some $\alpha \in [0, 1]$. They provide an approximation algorithm, ConeGreedy, with runtime not dependent on α , whereas previous applicable algorithms such as CoresetsHS in [4] become prohibitively costly when α approaches 1. However, these results cannot be extended to the maximum happiness version, since they would not respect the size constraints.

[22] provides two heuristic algorithms for the k -HMS problem, LazyNWFGreedy and LazyStochasticGreedy, both optimized versions of the Greedy algorithm. These algorithms exploit the monotonicity of the happiness ratio to prune unnecessary LP computations which account for most of the runtime in Greedy. These optimizations, however, do not improve the worst case time complexity, and no approximation bounds were given. Meanwhile, we provide polynomial time approximation schemes which show the approximability of the k -HMS problem for any fixed d .

[24] studied the ARMS and its happiness variant, AHMS, in the case of the space of linear functions. They showed that AHMS has the properties of submodularity and monotonicity and used this result to establish a greedy algorithm with a $1 - \frac{1}{e}$ approximation factor, whereas the existing result for ARMS using supermodularity only established an unbounded approximation bound dependent on the steepness of the average regret ratio. However, to apply this exactly, they required computing volumes in d dimensional spaces, which required up to $O(n^{d^2/4})$ time. They also provide a sampling heuristic with no proven bounds on approximation accuracy to speed up the computation. In contrast, our method based on sampling N functions requires $O(drNn)$ time in total, with a $1 - \frac{1}{e}$ approximation ratio for the average happiness on the sample, which can arbitrarily closely approximate the average happiness on the distribution when N is sufficiently large.

3 k -HMS AND HARDNESS OF APPROXIMATION

The goal of k -Happiness Maximizing Sets (k -HMS) is to produce a small subset of a larger dataset that maximizes the happiness ratio (to be defined shortly) of the utility function with the lowest happiness ratio. This results in a small representative set that ensures the lowest happiness is still within some acceptable ratio regardless of which utility function the user has.

In this section, we define k -HMS (as an equivalent reformulation of k -RMS) and present our hardness results on approximability. Specifically, k -HMS admits a proof of inapproximability for any fixed k . This proof can be slightly changed to show the inapproximability of k -RMS (albeit treating k as a parameter), partially resolving an open problem posed in [14].

3.1 Problem Definition

Table 1: Notation Used in This Paper

Symbol	Definition
D	An input dataset
n	$ D $, the number of input points
d	The number of dimensions
p_i	The i^{th} point in D
p_i^j	The j^{th} coordinate of p_i
R	A subset of D
r	$ R $, the number of elements in R
\mathbf{w}	A user weight vector
\mathbf{w}_i	The i^{th} weight vector in a set
\mathbf{w}^j	The value in the j^{th} dimension of \mathbf{w}
$D^{(k, \mathbf{w})}$	The k^{th} ranked point in D with respect to \mathbf{w}
$R^{(k, \mathbf{w})}$	The k^{th} ranked point in R with respect to \mathbf{w}

Let D be a database containing n points in a d -dimensional space. All values of coordinates in the space are normalized such that the coordinates are real values in the range $[0, 1]$, with at least one coordinate in each dimension being 1. A user weight vector or utility function is denoted by \mathbf{w} . We define the score of a point p with respect to \mathbf{w} , denoted by $score(p, \mathbf{w})$ as $p \cdot \mathbf{w}$ or, equivalently, $\sum_{j=1}^d p^j \mathbf{w}^j$. For simplicity, we assume without loss of generality, that \mathbf{w} is normalized such that $\|\mathbf{w}\| = 1$ since it does not affect the problem, as both the numerator and denominator would be scaled by the same amount resulting in the same happiness ratio. Now, we define $D^{(k, \mathbf{w})}$ as the point in D associated with the score with the k^{th} rank in a sorted list of points' scores with respect to \mathbf{w} . Let the set of possible weight vectors be $\mathbf{W} = \{\mathbf{w} \in [0, 1]^d, \|\mathbf{w}\| = 1\}$.

For a subset R of D , the k -happiness ratio with respect to a particular weight vector \mathbf{w} is defined to be

$$\text{DEFINITION 1. } khapp(R, \mathbf{w}) = \min \left\{ 1, \frac{score(R^{(1, \mathbf{w})}, \mathbf{w})}{score(D^{(k, \mathbf{w})}, \mathbf{w})} \right\}$$

That is, if the best ranked point in R is not worse than the k^{th} ranked point in D for a given \mathbf{w} , the k -happiness ratio is 1. Otherwise, it is the score of the best ranked point in R divided by the score of the k^{th} ranked point in D with respect to \mathbf{w} . We define the k -happiness ratio of a subset R to be

$$\text{DEFINITION 2. } khapp(R) = \min_{\mathbf{w} \in \mathbf{W}} khapp(R, \mathbf{w})$$

In other words, $khapp(R)$ is defined to be the minimum k -happiness ratio with respect to any possible weight vector.

In a k -HMS query, the inputs are D , the database, and a positive integer r , the size of the returned k -HMS. A k -HMS is defined as the

subset R with size r of D such that $khapp(R)$ is maximum among all subsets of size r .

While the objective of k -HMS is equivalent to that of k -RMS, it is possible to prove stronger theoretical results on the approximability of k -HMS, with even 1-HMS being inapproximable, which may be of theoretical interest. Furthermore, as we show in Section 5, the maximization form of the problem admits multiplicative polynomial time approximation schemes for any fixed d .

Example. We have a dataset of 4 hotels as shown in Table 2. A 1-HMS of size 2 is $R = (A, C)$, achieving $khapp(R) = \frac{0.5 \cdot 0.8 + 0.5 \cdot 0.35}{0.5 \cdot 0.6 + 0.5 \cdot 0.6} = 0.958$. Here, the least happy utility function which determines the happiness ratio is $\mathbf{w} = (0.5, 0.5)$.

Table 2: Example Dataset of Hotels and Scores

Hotel	Stars	Price
A	0.8	0.35
B	0.6	0.6
C	0.35	0.8
D	0.5	0.3

3.2 NP-Hardness of Approximating k -HMS

In this subsection, we prove that approximating k -HMS within any finite multiplicative ratio is NP-Hard even if k is fixed. We begin by showing this for the special case $k = 1$ through a reduction from the set cover problem, which is known to be NP-Hard. This result can then be extended to any larger value of k .

Theorem 3.1. Approximating k -HMS within any finite multiplicative ratio is NP-Hard for $k = 1$.

PROOF. First, we define the set cover problem. For a set of items U and a set of sets T such that $\forall T_i \in T, T_i \subset U$ and a positive integer r_{SC} , does there exist a subset S of T with size no greater than r_{SC} such that $\bigcup_{S_i \in S} S_i = U$. Let an instance of the set cover problem be denoted $I_{SC}(U, T)$.

We note that cases where there exists a member $U_j \in U$ such that $U_j \notin T_i \forall T_i \in T$ can be answered in $O(|U| + |T||U|)$ time by simply checking all the elements in each member of T . Since there is no set that covers U_j , it can be immediately concluded that the answer to such an instance is no.

For instances which do not fall into the aforementioned category, from the given instance of the set cover problem, we will construct an instance of the 1-HMS problem, I_{1-HMS} , and show that the existence of a polynomial-time approximation algorithm with a finite approximation factor would imply P=NP. Let the optimal k -happiness ratio for an instance I_{1-HMS} be denoted $OPT(I_{1-HMS})$. Since we want to maximize the k -happiness ratio, the optimal value of $OPT(I_{1-HMS})$ is the greatest possible k -happiness ratio for $I_{1-HMS}(D, r)$.

For r , the number of points to be selected in the 1-HMS, set $r = r_{SC}$. Also, we construct D . Let d , the dimensionality of D , be equal to $|U|$. For each set $T_i \in T$, we construct a point p in D , such that $p^j = 1$ if $U_j \in T_i$ and $p^j = 0$ otherwise. Let the points constructed from T be known as the data points. Also, for each item $U_j \in U$, we construct a point a_j where a_j is the point such that $a_j^j = 1$ and $a_j^l = 0$ when

$l \neq j$. Let the set of points constructed from U be known as the axis points. From the construction, there are $|T| = k - 1$ data points and $|U|$ axis points. Thus, n , the size of the database will be equal to $|T| + |U| = O(|T| + |U|)$. This takes $O(n \cdot d) = O(|T||U| + |U|^2)$ time.

We now make use of the following lemma.

Lemma 3.1. If the answer to I_{SC} is no, $OPT(I_{1-HMS}) = 0$. Otherwise, the answer to I_{SC} is yes and $OPT(I_{1-HMS}) > 0$.

PROOF. Consider the case when there exists a subset S of size no greater than r_{SC} which contains all items in U . Then for each $S_i \in S$, we may select the point p that was constructed from S_i . Since by definition of being a solution to this instance of the set cover problem, we know that $|S| \leq r_{SC}$ and we would thus select not more than $r_{SC} = r$ points so it would be an acceptable selection for R in the 1-HMS problem. We now consider the 1-happiness ratio of this selection. By definition of S being a solution to I_{SC} , we know that $\forall U_j \in U, \exists S_i \in S$ such that $U_j \in S_i$. Thus, $\forall j \in \{1, \dots, d\}$, $\exists R_i \in R$ such that $R_i^j = 1$ based on the construction of D . Consider the 1-happiness ratio of R with respect to a given weight vector \mathbf{w} . For any \mathbf{w} , we would necessarily have $(\exists R_i \in R, R_i^j = 1) \implies (\exists R_i \in R, \mathbf{w} \cdot R_i > 0)$ since any \mathbf{w} has a positive coordinate in at least 1 dimension. Thus, $happ(R, \mathbf{w}) = \min \left\{ 1, \frac{R^{(1, \mathbf{w})} \cdot \mathbf{w}}{D^{(1, \mathbf{w})} \cdot \mathbf{w}} \right\} > 0$.

Consider the opposite case when there does not exist such a subset S . Assume there is some selection of R of size r with a happiness ratio more than 0. Consider the weight vector \mathbf{w} that points to an axis point a_j with $\|\mathbf{w}\| = 1$. Clearly, for any such weight vector, $D^{(1, \mathbf{w})}$ is at least the score of the axis point that maximizes, and thus, $D^{(1, \mathbf{w})} \cdot \mathbf{w} = 1$. Now consider $R^{(1, \mathbf{w})} \cdot \mathbf{w}$. As it points to an axis point, \mathbf{w} has the value 1 only in a single dimension and 0 in all others. Based on the construction of D , any coordinate of any point $R_i \in R$ must be either 1 or 0. Since we assumed R has a happiness ratio of more than 0, we must have $R^{(1, \mathbf{w})} \cdot \mathbf{w} = 1$ as the only alternative is $R^{(1, \mathbf{w})} \cdot \mathbf{w} = 0$ which would contradict our assumption. This would imply that $\exists R_i \in R$ such that $R_i^j = 1$. Since the happiness ratio is no greater than the minimum across all d weight vectors that point to an axis point, we must have that $\forall j \in \{1, \dots, d\}, \exists R_i \in R$ such that $R_i^j = 1$. However, then we could select each set U_i that corresponds to a point R_i in R during the construction of D for I_{SC} as S (We have excluded cases where there is an item in U that is covered by no set in T so if an axis point was chosen in R , it may be replaced with another data point which either dominates or is equivalent to the axis point). This would contradict the assumption that S does not exist. Therefore, there is no selection of R with happiness ratio more than 0. Thus, in this case, $OPT(I_{1-HMS}) = 0$. \square

Applying the lemma, any polynomial-time approximation algorithm with a finite multiplicative positive approximation ratio would be able to distinguish the two cases of whether or not there exists a set cover, and its existence would imply $P=NP$. Thus, the problem of approximating the happiness ratio of the optimal 1-HMS to a finite factor is NP-hard. \square

Corollary 3.1.1. Approximating k -HMS within any finite multiplicative ratio is NP-Hard for any fixed k .

PROOF. Since we can approximate 1-HMS with an approximation for k -HMS by making k copies of every point, k -HMS must also be NP-Hard for any other k . \square

The proof of Theorem 3.1 can be changed slightly to show the NP-Hardness of approximation k -RMS as well when k is treated as a parameter, in contrast to k -HMS where the result applies to any fixed k .

Theorem 3.2. Approximating k -RMS within any finite multiplicative ratio is NP-Hard when k is treated as a parameter.

PROOF. The proof follows from the same reduction from the set cover problem as in Theorem 3.1, with the changes that k is set to $|T| + 1$ and that we construct k copies of each axis point instead of only one. \square

4 AVERAGE HAPPINESS MAXIMIZING SETS

Besides k -HMS, an alternative approach to select a representative subset is Average Happiness Maximizing Sets (AHMS). Instead of maximizing the minimum happiness ratio, AHMS maximizes the average happiness ratio, which may be more appropriate for situations where it is less necessary to optimize the happiness of relatively rare utility functions.

In this section, we define the Average Happiness Maximizing Set (AHMS) problem. We then provide a probabilistic approximation algorithm with approximation ratio $1 - \frac{1}{e}$. This problem formulation is the Happiness version of the Average Regret Minimizing Set (ARMS).

4.1 Problem Definition

Similar to k -HMS as described in Section 3.1, in AHMS we are given a dataset D of n points in a d -dimensional space. The score of a point p against a utility function \mathbf{w} is again denoted $score(p, \mathbf{w})$. However, in contrast to k -HMS, current formulations of the ARMS query (the regret minimizing analog of AHMS) [22, 27] also require the set of utility functions to consider, F , and its probability distribution as inputs. The utility functions considered are not necessarily linear. We adopt these conventions for ARMS in our study of AHMS.

Formally, for an AHMS query, the inputs are D , the database, a positive integer r , the size of the returned AHMS, and the set of utility functions considered, F along with its probability distribution Θ . An AHMS is defined as the subset R with size r of D such that the average happiness ratio, $ahr(R)$, is maximum among all subsets of size r .

Here, given F and η (the probability density function corresponding to the probability distribution Θ), $ahr(R)$, the Average Happiness Ratio, is defined as

$$\text{DEFINITION 3. } ahr(R) = \int_{f \in F} happ(R, f) \eta(f) df$$

where the definition of the happiness ratio, $happ(R, f)$, is generalized for possibly non-linear functions as

$$\text{DEFINITION 4. } happ(R, f) = \min \left\{ 1, \frac{\max_{r \in R} f(r)}{\max_{p \in D} f(p)} \right\}$$

In other words, the Average Happiness Ratio, $ahr(R)$, is the expectation of $happ(R)$, $E[happ(R)]$ when considering the set of utility functions F .

Example. Consider again the hotels shown in Table 2. Suppose the set of utility functions considered are the linear functions in Table 3. An AHMS of size 2 is $R = (A, C)$, achieving $ahr(R) = 0.6 \cdot 1 + 0.2 \cdot 1 + 0.2 \cdot \frac{0.5 \cdot 0.8 + 0.5 \cdot 0.35}{0.5 \cdot 0.6 + 0.5 \cdot 0.6} = 0.992$. Here utility functions 1 and 2 are fully satisfied by hotels A and C respectively.

Table 3: Example Set of Utility Functions and Probabilities

Utility Function	Stars Weight	Price Weight	Probability
1	0	1	0.6
2	1	0	0.2
3	0.5	0.5	0.2

As elaborated in [27], while computing the exact value of $ahr(R)$ can be nontrivial due to the integral, it is possible to compute an approximation, $ahr^*(R)$ with arbitrary accuracy by computing the average happiness ratio for a random sampling S of N utility functions:

DEFINITION 5.

$$ahr^*(R, S) = \frac{1}{N} \sum_{f \in S} \frac{\max_{r \in R} f(r)}{\max_{d \in D} f(d)}$$

For simplicity, we assume that each value of $f(p)$ for each p can be computed in $O(d)$ time. In practice, most existing approaches focus on optimizing this sampling approximation [22, 27].

4.2 $1 - \frac{1}{e}$ Approximation Bound for Greedy Algorithm for Maximizing $ahr^*(R)$

While an approximation algorithm was provided for the regret minimization version, ARMS, in [27], the approximation ratio is given as $\frac{e^t - 1}{t}$, where $t = \frac{s}{1-s}$ and s is the "steepness" (maximum marginal decrease) of the Average Regret Ratio. This approximation ratio is not fixed and is potentially quite bad (indeed it is not defined for $s = 1$). Meanwhile, for AHMS, it can be shown that there exists a probabilistic approximation algorithm with fixed approximation ratio $1 - \frac{1}{e}$. Indeed, this is shown in [24] in the case where F is the infinite set of linear utility functions. Here we briefly derive this result for general distributions using a similar approach.

In [27], it was shown that the sampled average regret ratio, $arr^*(\cdot, S)$ is monotonically decreasing and has the supermodularity property. Since $ahr^*(R, S) = 1 - arr^*(R, S)$, it trivially follows that $ahr^*(\cdot, S)$ is submodular and monotonically increasing.

It then follows from the result in [18] on the maximization of monotonically increasing submodular functions that the maximum value of $ahr^*(R, S)$ can be approximated to a $1 - \frac{1}{e}$ ratio by iteratively greedily choosing $R_{i+1} = R_i \cup x$ where x is the point that results in the greatest $ahr^*(R_i \cup x, S)$, starting from the empty set $R_0 = \emptyset$. This greedy approach will form the backbone for the approximation algorithms provided in this section.

4.3 $1 - \frac{1}{e}$ -Approximation Algorithms for Optimizing $ahr^*(R, S)$

In [27], an approximation algorithm for minimizing $arr^*(R, S)$ running in $O(dNn^3)$ time was given with the aforementioned unbounded approximation ratio $\frac{e^t - 1}{t}$. Because their algorithm is

based on minimizing supermodular functions, it iteratively removes points rather than adding them. Simply changing the algorithm to iteratively add while maximizing $ahr^*(R, S)$ already results in the improved time complexity of $O(drNn^2)$ with the fixed approximation ratio of $1 - \frac{1}{e}$. However, here we give an algorithm with further improved runtime bounds.

The main idea of the approximation algorithm is to keep track of the improvement in average happiness ratio gained by adding each point, Δ_x , and iteratively adding the point p_x with the highest Δ_x . To do this, within each iteration, after adding each point x , we recalculate the happiness $\delta_{k,j}$ gained along each happiness function S_j from further adding the point p_k to recalculate Δ_k to use in the next step.

4.3.1 $1 - \frac{1}{e}$ -Approximation Algorithm in $O(drNn)$ Time.

- (1) Compute and save the maximum value of each utility function H_j^{max} . Now, for future computations of $happ(p_k, S_j)$, we can compute $happ(p_k, S_j) = S_j(p_k) / H_j^{max}$ in $O(d)$ time.
- (2) Find and save the happiness increase gained by adding each point to the empty set: $\Delta_k = ahr^*({p_k}, S) - ahr^*(\emptyset, S) = ahr^*({p_k}, S) = \frac{1}{N} \sum_{S_j} happ(p_k, S_j)$.
- (3) Initialize $R_0 := \emptyset$, the current happiness for each utility function $H_j := happ(R_0, S_j) = 0$, and the current average happiness ratio $ahr^*(R_0, S) = 0$.
- (4) For each R_i from R_1 up to R_r ,
 - (a) Choose the point p_x with highest Δ_x and set $R_i = R_{i-1} \cup \{p_x\}$. Set $ahr^*(R_i, S) = ahr^*(R_{i-1}, S) + \Delta_x$
 - (b) For each utility function S_j , calculate its new happiness $H_j := \max(H_j, happ(p_x, S_j))$. For each p_k , calculate the new gained happiness along S_j from adding p_k to R_i $\delta_{k,j} = \max(happ(p_k, S_j) - H_j, 0)$.
 - (c) Use the newly calculated $\delta_{k,j}$ in the previous step to update Δ_k for each point k . $\Delta_k := \frac{1}{N} (\sum_j \delta_{k,j})$.
- (5) Return $R = R_r$

Theorem 4.1. The given approximation algorithm results in a multiplicative $(1-\epsilon)$ factor approximation and takes $O(drNn)$ time.

PROOF. The correctness can be shown through induction. At step 0, R_0 , $ahr^*(R_0, S)$ is trivially correct. Δ_k is recalculated at each step i according to the definitions, and the correctness of $ahr^*(R_i, S)$ follows. The $1 - \frac{1}{e}$ approximation bound follows from Section 4.2 as this algorithm follows the greedy procedure of selecting the point with the greatest increase.

The total time complexity of steps 1 and 2 is $O(dNn)$ since it computes the value of each function for each point. Step 3 takes $O(N)$ time. Step 4a takes $O(n)$ time to select the point with highest Δ_x and is done r times. Step 4b takes $O(dNn)$ time, recomputing the gained happiness contribution for each point from each utility function and is done r times. In total, the algorithm takes $O(dNn + N + rn + rdNn) = O(drNn)$ time. \square

4.3.2 $1 - \frac{1}{e}$ -Approximation Algorithm for Linear Utility Functions in $O(r(N^{1-\frac{1}{d}}n + N \log N + n^{1-\frac{1}{d}}N) + n \log n + dNn)$ Time with High Probability. In the case of linear utility functions, we can replace step 4b for computing Δ_k in the preceding algorithm using techniques from computational geometry.

We make use of the following result and the associated data structures.

Lemma 4.1. Given a set of N weighted points in R^d , a data structure can be preprocessed in $O(N \log N)$ time using $O(N)$ space that supports queries to find the sum of weights in a given simplex in $O(N^{1-\frac{1}{d}})$ time with high probability [9]. This structure can also report all points in a given simplex in $O(N^{1-\frac{1}{d}} + m)$ time with high probability where m is the number of reported points [2]

Intuitively, the data structure described in this lemma allows us to 1) query slices of the dataset between two score along a given utility function (data structure SR below) and 2) sum the deltas from the change of satisfaction along utility functions by embedding the functions in a dual space, which is possible due to their linearity (data structure HSS below). This allows us to more quickly recalculate the Δ_k at the end of each step.

Modifications for Linear Utility Functions

- (1) Before entering the loop in Step 4, create a data structure SR supporting simplex reporting queries as in Lemma 5.1 for the n points of D .
- (2) Instead of Steps 4b and 4c,
 - (a) For each linear utility function $S_j = (S_{j,1}, S_{j,2}, \dots, S_{j,d})$, with current happiness H_j^{curr} and new happiness H_j^{new} , create a point at $S_j^{dual} = S_j / (H_j^{max} H_j^{curr})$ with weight $H_j^{curr} - H_j^{new}$. Construct the data structure HSS for half-space sum queries on the N constructed points using the cited algorithm in Lemma 5.1 (Note that halfspace sum queries be answered with simplex sum queries).
 - (b) For each point p_k , query HSS for the total weight in the halfspace defined by $S_j^{dual} \cdot p_k > 1$ (Equivalent to querying for utility functions such that $\frac{S_j \cdot p_k}{H_j^{max}} > H_j^{curr}$). Add this total weight divided by N to Δ_k . This oversubtracts from Δ_k .
 - (c) To correct for the oversubtraction, for each utility function S_j , if $H_j^{new} \neq H_j^{curr}$, query the points in SR in the simplex such that $H_j^{curr} < \frac{S_j \cdot p_k}{H_j^{max}} \leq H_j^{new}$. For each such point p_k reported, add $\frac{H_j^{new} - \text{happ}(p_k, S_j)}{N}$ to Δ_k .

Theorem 4.2. These modifications result in a correct $1 - \frac{1}{e}$ approximation algorithm with a time complexity of $O(n \log n + dnN + r(n^{1-\frac{1}{d}}N + N^{1-\frac{1}{d}}n + N \log N))$

PROOF. We will show the correctness of the accounting of the contribution, $\delta_{k,j} = \max(0, \text{happ}(p_k, S_j) - H_j^{curr})$, of each utility function S_j to Δ_k at each step assuming correctness at the previous step. The correctness of the algorithm then follows by induction.

For each point p_k , as H_j^{curr} is updated to H_j^{new} , we can consider each case:

- (i) $\text{happ}(p_k, S_j) \leq H_j^{curr}$: $\delta_{k,j}$ should end at 0, since a point below the current happiness for S_j cannot increase it. By the inductive hypothesis, $\delta_{k,j}$ is already 0. Since Δ_k is not affected by the first query, which only affects points with $\text{happ}(p_k, S_j) = \frac{S_j \cdot p_k}{H_j^{max}} > H_j^{curr}$, or the second query,

which only affects points where $H_j^{curr} < \text{happ}(p_k, S_j) = \frac{S_j \cdot p_k}{H_j^{max}} \leq H_j^{new}$, $\delta_{k,j}$ correctly remains 0.

- (ii) $H_j^{curr} < \text{happ}(p_k, S_j) \leq H_j^{new}$: Here, $\delta_{k,j} = (\text{happ}(p_k, S_j) - H_j^{curr}) > 0$ and becomes 0 since the new happiness is at least $\text{happ}(p_k, S_j)$. As $H_j^{curr} < \text{happ}(p_k, S_j) \leq H_j^{new}$, Δ_k is updated after both queries. Thus, after the update the net effect is $\frac{1}{N} \delta_{k,j} := \frac{1}{N} (\delta_{k,j} - (H_j^{curr} - H_j^{new} + H_j^{new} - \text{happ}(p_k, S_j))) = 0$ as desired.
- (iii) $H_j^{new} < \text{happ}(p_k, S_j)$: Here, $\delta_{k,j} = (\text{happ}(p_k, S_j) - H_j^{curr})$ and becomes $(\text{happ}(p_k, S_j) - H_j^{new})$ since both are nonnegative. Δ_k is only updated after the second query so the net effect is $\frac{1}{N} \delta_{k,j} := \frac{1}{N} (\delta_{k,j} - (H_j^{curr} - H_j^{new})) = \frac{1}{N} (\text{happ}(p_k, S_j) - H_j^{new})$ as needed.

Therefore, the contribution from each utility function is correctly accounted for and the correctness and $1 - \frac{1}{e}$ approximation bound thus follow as in Theorem 4.1.

The time complexity is identical to before for steps 1,2,3, and 4a. The additional time complexity from computing SR is $O(n \log n)$. The new step 4b takes $O(N \log N)$ to construct HSS , $O(N^{1-\frac{1}{d}}n)$ to query HSS n times, and $O(n^{1-\frac{1}{d}}N) + O(rN)$ to query SR N times. Note that although step 4b is performed r times, the total time from the $O(rN)$ factor is at most $O(nN)$ since each point can be reported for a given utility function at most once because the queries on SR are disjoint. The total time complexity is then $O(n \log n + dnN + r(n^{1-\frac{1}{d}}N + N^{1-\frac{1}{d}}n + N \log N))$. \square

5 DATASET REDUCTION SCHEMES AND POLYNOMIAL TIME APPROXIMATION SCHEMES

Having shown that k -HMS is NP-Hard to approximate in the general case, we now introduce dataset reduction schemes to improve the runtime of existing heuristic based approaches. We extend these reduction schemes to show that polynomial time approximations algorithms for k -HMS are achievable for fixed dimensionality d that allow any desired multiplicative or additive approximation factor, as well as to any additive factor for AHMS (Section 5.2).

While these approximation schemes are computationally infeasible, the dataset reduction schemes can be prior to existing heuristic based algorithms which often have poor scalability. In Section 7, we show experimental validation for the efficiency boost from applying the additive and multiplication reduction schemes on the performance of selected heuristic algorithms.

5.1 Dataset Reduction Schemes

We begin by defining the dataset reduction schemes and proving several properties about them that are used in the polynomial time approximation schemes.

A dataset reduction scheme is an algorithm that takes in a dataset D as an input and outputs a new dataset D' such that $|D'| \leq |D|$ and each point in D' corresponds to an original point in D . We present two reductions schemes: the **Additive Reduction Scheme** and the **Multiplicative Reduction Scheme**. In this subsection, we will prove several useful properties about the reduction schemes

that will ultimately be used in the proof of the polynomial time approximation schemes.

5.1.1 Additive Reduction Scheme. Given an additive approximation factor ε , let $\varepsilon' = \frac{\varepsilon}{d^2}$. We create a new dataset D' where the coordinates of each point are rounded down to nearest multiple of ε' . Formally, for each point p in D , we create a point p' in D' such that each coordinate p'^j of p' , we set p'^j to the greatest multiple of ε' no greater than p^j .

5.1.2 Multiplicative Reduction Scheme. Given a multiplicative approximation factor $1 - \varepsilon$, let $\varepsilon^* = \frac{\varepsilon}{2}$. We create a new dataset D' where the coordinates of each point are rounded down to nearest power of $(1 - \varepsilon^*)$ and if this value would be less than $\frac{\varepsilon^*}{d^3}$, we set it to 0. Formally, for each point p in D , we create a point p' in D' such that each coordinate p'^j of p' , we set p'^j to the greatest power of $(1 - \varepsilon^*)$ no greater than p^j if this value is at least $\frac{\varepsilon^*}{d^3}$ and p'^j is set to 0 otherwise.

We begin by proving bounds on the size of the reduced dataset from both schemes.

Lemma 5.1. The output dataset D' from the **Additive Reduction Scheme** has size at most $(\frac{d^2}{\varepsilon} + 1)^d$.

PROOF. Since originally each coordinate ranged from 0 to 1, for each coordinate there can be at most $\frac{1}{\varepsilon'} + 1$ distinct values for coordinates and since there are only d dimensions, at most $(\frac{1}{\varepsilon'} + 1)^d = (\frac{d^2}{\varepsilon} + 1)^d$ distinct points can exist in D' . \square

Lemma 5.2. The output dataset D' from the **Multiplicative Reduction Scheme** has size at most $(\log_{1-\varepsilon/2} \frac{\varepsilon}{2d^3} + 2)^d$.

PROOF. There are at most $\log_{1-\varepsilon^*} \frac{\varepsilon^*}{d^3} + 2$ distinct values of coordinates since for powers of $(1 - \varepsilon^*)$ we have $(1 - \varepsilon^*)^k < \frac{\varepsilon^*}{d^3}$ for any $k > \log_{1-\varepsilon^*} \frac{\varepsilon^*}{d^3}$ and the only other allowed values are 1 and 0. Thus, there are at most $(\log_{1-\varepsilon^*} \frac{\varepsilon^*}{d^3} + 2)^d = (\log_{1-\varepsilon/2} \frac{\varepsilon}{2d^3} + 2)^d$ distinct coordinate tuples in D' . \square

Next, we prove that the happiness ratio of the optimal set in the reduced dataset is at worst some (additive or multiplicative) factor worse than the happiness ratio of the optimal set in the original dataset.

Lemma 5.3. For the **Additive Reduction Scheme**, the optimal happiness maximizing set O in D corresponds to a subset O' in D' such that the happiness ratio of O' is at worst that of O minus ε .

PROOF. Consider an optimal happiness maximizing set O for any instance of the problem. Let O' be the corresponding subset in D' . We must have that $O_i'^j \geq O_i^j - \varepsilon'$ for any point because of the way we do the rounding. Thus, for any weight vector w , we will have that $w \cdot O_i' \geq \sum_{j=1}^d w^j O_i'^j \geq \sum_{j=1}^d w^j (O_i^j - \varepsilon') = w \cdot O_i - \varepsilon' \sum_{j=1}^d w^j \geq w \cdot O_i - \varepsilon' d$. Then it follows that $\max_{O_i' \in O'} w \cdot O_i' \geq \max_{O_i \in O} w \cdot O_i - \varepsilon' d$
 $\implies \frac{\max_{O_i' \in O'} w \cdot O_i'}{\max_{p \in D} w \cdot p} \geq \frac{\max_{O_i \in O} w \cdot O_i}{\max_{p \in D} w \cdot p} - \frac{\varepsilon' d}{\max_{p \in D} w \cdot p} \geq \frac{\max_{O_i \in O} w \cdot O_i}{\max_{p \in D} w \cdot p} - \varepsilon' d^2 = \frac{\max_{O_i \in O} w \cdot O_i}{\max_{p \in D} w \cdot p} - \varepsilon$, and thus the happiness ratio of O' is at worst that of O minus ε . \square

For the corresponding proofs for the multiplicative version, we will make use of the following lemma.

Lemma 5.4. For $x \geq \frac{1}{d}$ and $\varepsilon > 0$, $x - \frac{\varepsilon}{d} \geq (1 - \varepsilon)x$

PROOF. $\varepsilon x > \frac{\varepsilon}{d} \implies (1 - \varepsilon)x = x - \varepsilon x \leq x - \frac{\varepsilon}{d}$ \square

Lemma 5.5. For the **Multiplicative Reduction Scheme**, if $|O| \geq d$, the optimal happiness maximizing set O for the k -HMS problem in D corresponds to a subset O' in D' such that the k -happiness ratio of O' is at worst that of O times $(1 - \varepsilon)$.

PROOF. Consider an optimal k -happiness maximizing set O for any instance of the k -HMS problem. Let O' be the corresponding subset in D' .

We first note that since $|O| \geq d$, O must perform at least as well as selecting d points with 1 in each coordinate, and $|w| = 1$, $\max_{O_i \in O} w \cdot O_i \geq \frac{1}{d}$ which implies $\max_{O_i \in O} w \cdot O_i - \frac{\varepsilon^*}{d} \geq (\max_{O_i \in O} w \cdot O_i)(1 - \varepsilon^*)$ by Lemma 5.4.

Now consider the effect of setting some coordinates to 0 due to their value being less than $\frac{\varepsilon^*}{d^3}$. The reduction in the value of $w \cdot O_i'$ is no more than $\frac{\varepsilon^*}{d^3} \sum_{j=1}^d w^j \leq \frac{\varepsilon^*}{d^2}$ in the case we set all coordinates of O_i' to 0. Then, since any coordinate is scaled down by at most $(1 - \varepsilon^*)$, we must have

$$\max_{O_i' \in O'} w \cdot O_i' \geq (1 - \varepsilon^*) \left(\max_{O_i \in O} w \cdot O_i - \frac{\varepsilon^*}{d^2} \right) \geq (1 - \varepsilon^*) \left(\max_{O_i \in O} w \cdot O_i - \frac{\varepsilon^*}{d} \right)$$

Thus,

$$\begin{aligned} \max_{O_i' \in O'} w \cdot O_i' &\geq (1 - \varepsilon^*)^2 \max_{O_i \in O} w \cdot O_i = (1 - 2\varepsilon^* + (\varepsilon^*)^2) \max_{O_i \in O} w \cdot O_i \\ &\geq (1 - 2\varepsilon^*) \max_{O_i \in O} w \cdot O_i = (1 - \varepsilon) \max_{O_i \in O} w \cdot O_i \end{aligned}$$

Then it follows that $\max_{O_i' \in O'} w \cdot O_i' \geq (\max_{O_i \in O} w \cdot O_i)(1 - \varepsilon)$
 $\implies \frac{\max_{O_i' \in O'} w \cdot O_i'}{\max_{p \in D} w \cdot p} \geq (1 - \varepsilon) \left(\frac{\max_{O_i \in O} w \cdot O_i}{\max_{p \in D} w \cdot p} \right)$, and thus the k -happiness ratio of O' is at least that of O times $(1 - \varepsilon)$. \square

We note that in the above proof it is sufficient to use $\frac{\varepsilon^*}{d^2}$ as the threshold to set the coordinate to 0 for the approximation ratio to be valid. $\frac{\varepsilon^*}{d^3}$ is used as this lower threshold is needed in the proof of the corresponding lemma for AHMS as seen below.

Lemma 5.6. For the **Multiplicative Reduction Scheme**, if $|O| \geq d$, the optimal happiness maximizing set O for the AHMS problem in D corresponds to a subset O' in D' such that the average happiness ratio of O' is at worst that of O times $(1 - \varepsilon)$.

PROOF. Consider an optimal average happiness maximizing set O for any instance of the AHMS problem. Let O' be the corresponding subset in D' .

As in the proof of the previous lemma, we have

$$\max_{O_i' \in O'} w \cdot O_i' \geq (1 - \varepsilon^*) \left(\max_{O_i \in O} w \cdot O_i - \frac{\varepsilon^*}{d^2} \right)$$

Hence,

$$\begin{aligned}
E \left[\frac{\max_{O'_i \in O'} w \cdot O'_i}{\max_{D_i \in D} w \cdot D_i} \right] &\geq (1 - \varepsilon^*) E \left[\frac{\max_{O_i \in O} w \cdot O_i - \frac{\varepsilon^*}{d^2}}{\max_{D_i \in D} w \cdot D_i} \right] \\
&\geq (1 - \varepsilon^*) E \left[\frac{\max_{O_i \in O} w \cdot O_i}{\max_{D_i \in D} w \cdot D_i} - \frac{\varepsilon^*}{d} \right] \\
&\geq (1 - \varepsilon^*)^2 E \left[\frac{\max_{O_i \in O} w \cdot O_i}{\max_{D_i \in D} w \cdot D_i} \right] \\
\text{ahr}(O') &\geq (1 - \varepsilon) \text{ahr}(O)
\end{aligned}$$

where the second and third inequalities follow from $\max_{D_i \in D} w \cdot D_i \geq \frac{1}{d}$ (due to the existence of axis points) and Lemma 5.4 respectively. \square

Finally, we prove that a set in the reduced dataset corresponds to some set in the original with at least the same happiness ratio for either reduction scheme.

Lemma 5.7. A set A' in D' corresponds to a set A in D with at least the same happiness ratio.

PROOF. Each point p' in A' corresponds to some point $p(p')$ in D such that p (weakly) dominates p' . Taking $A = \bigcup_{p' \in A'} \{p(p')\}$, it follows that the happiness ratio of A is at worst the happiness ratio of A' . \square

5.2 Polynomial Time Approximation Schemes

In this subsection, we present our polynomial-time approximation schemes for AHMS and k -HMS. While these approximation schemes are computationally infeasible, they nevertheless demonstrate that when d is fixed, approximating AHMS and k -HMS can be done in polynomial time for any desired approximation ratio. This result resolves the multiplicative approximability status of k -HMS for all k and d - k -HMS is NP-Hard to multiplicatively approximate to any constant ratio when d is unfixed, and can be approximated in polynomial time to any desired ratio when d is fixed.

The only difference between applying the schemes to k -HMS and to AHMS is in computing the k -happiness ratio. For AHMS, this can be done by computing the happiness ratio and taking the average across all S_j in S , taking $O(n|S|)$ time, whereas for k -HMS, we can apply the algorithm from Lemma 2 in [4] to compute the k -happiness ratio in $O(n^{2d-1})$ time.

We make use of the following result which trivially follows from Theorem 3.2 of [4].

Lemma 5.8. For any dataset D with n points, a subset R of size $O(\frac{1}{\varepsilon^{(d-1)/2}})$ with happiness ratio at least $1 - \varepsilon$ can be computed in $O(n + \frac{1}{\varepsilon^{d-1}})$.

Polynomial-Time Approximation Scheme

- (1) We first attempt applying Lemma 5.8 to compute a subset S of D with happiness ratio at least $1 - \frac{1}{\varepsilon^{(d-1)/2}}$. If r is at least the resulting size, we can immediately return S with additive approximation factor ε and multiplicative factor $1 - \varepsilon$. Otherwise, r is of $O(\frac{1}{\varepsilon^{(d-1)/2}})$ size, so $r \leq \frac{c}{\varepsilon^{(d-1)/2}}$ for some constant c .

- (2) **Reduction Scheme** Given the approximation factor ε , apply the additive or multiplicative reduction scheme on D to get the reduced dataset D' .
- (3) Consider any possible combination of r points in D' and compute the happiness ratio for each combination. Choose the combination that results in the best happiness.
- (4) Construct the set A using Lemma 5.7 and return it.

Theorem 5.1. The **Polynomial-Time Approximation Scheme** runs in polynomial time and results in an additive ε factor approximation with the additive reduction scheme or a multiplicative $1 - \varepsilon$ factor approximation with the multiplicative reduction scheme.

PROOF. Steps 1, 2, and 4 run in polynomial time. As for step 3, since $|D'|$ is constant given fixed d and ε ($(\frac{d^2}{\varepsilon} + 1)^d$ for the additive scheme [Lemma 5.1] and $(\log_{1-\varepsilon'} \frac{\varepsilon'}{d^3} + 2)^d$ for the multiplicative scheme [Lemma 5.2]), there are most $|D'| \leq |D'|^{\frac{c}{\varepsilon^{(d-1)/2}}}$ combinations, which is polynomial in (and actually independent of) the input size for fixed ε and d . Checking the happiness ratio of each will again take polynomial time so the total algorithm runs in polynomial time.

The correctness of the approximation scheme follows from the lemmas in the previous subsection. The happiness ratio of A' is at worst an additive factor ε worse than the optimal set O in D (Lemma 5.3) or multiplicative factor $1 - \varepsilon$ (Lemmas 5.5 and 5.6), and the returned set then has approximation ratio at worst ε (Lemma 5.7). \square

Note that the additive scheme can also be applied to k -RMS with the same ε approximation factor (the k -regret ratio of the returned set would be at worst $OPT + \varepsilon$). This follows from the result that $k\text{reg}(R) = 1 - k\text{happ}(R)$.

Unlike the additive scheme, the multiplicative scheme cannot be applied to k -RMS with any finite bounds. A trivial example where this happens is a dataset of two points where one is slightly better in all coordinates, but both are rounded to the same point - the regret for one point is 0, but some positive for the other.

6 EXPERIMENTAL RESULTS

This section presents experimental results for our reduction schemes and our approximation algorithm for AHMS. The algorithms were implemented in C++ and run on Ubuntu 16.04 VirtualBox virtual machine with 12GB RAM and 6 2.5 GHz Intel Core i7 Processors. The scalability tests in particular are run on CentOS IBM X3650 M3 servers with 2x6-Core 2.66GHz and 48GB RAM.

6.1 Approximation Algorithm for AHMS

In this subsection, we experimentally compare the $O(drNn)$ time $1 - \frac{1}{e}$ -approximation algorithm for AHMS proposed in Section 4.3.1 with Greedy Shrink FAM [27], the $O(dNn^3)$ time algorithm for ARMS, on a 5-dimensional NBA dataset of 17265 points. For the sake of comparison, both algorithms were implemented without any heuristics.

The approximation algorithm based on computational geometry data structures presented in Section 4.3.2 is omitted from the experiments as, to the authors' knowledge, no existing implementation is available due to the complexity of the structures (note the lack

of experimental results in papers relating to halfspace or simplex searching [3, 7, 9, 11, 16]).

We show our results in Figure 1. It can be seen that both algorithms achieve virtually identical average happiness ratios, while AHMS requires significantly less time to execute, requiring runtime at least three orders of magnitude lower. This result illustrates the superior time complexity of our proposed approximation algorithm.

Figure 1: Comparison of AHMS and Greedy Shrink FAM

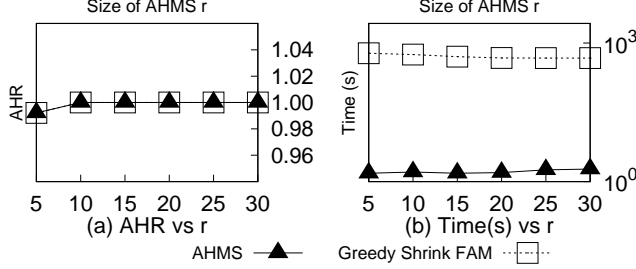
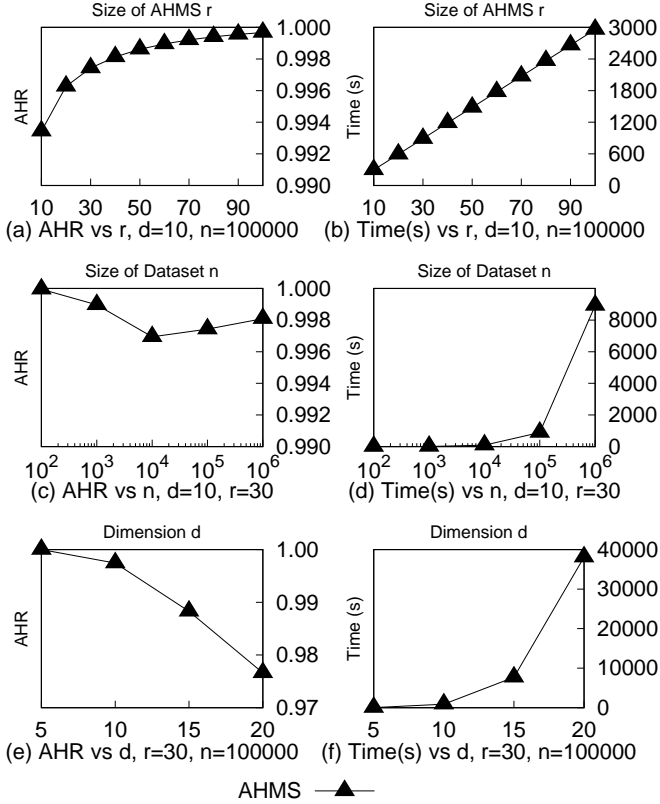


Figure 2: Scalability Test of AHMS



We further conducted a scalability test of AHMS to show the efficiency at various large values of n , r , and d . The dataset used in the test is generated as in [6]. This is shown in 2.

6.2 Polynomial Time Reduction Schemes

In this subsection, we discuss experimental results for applying our reduction schemes as a preprocessing step before applying existing heuristic algorithms for the 1-HMS problem.

The extension of the reduction schemes to full polynomial time approximation schemes presented in Section 5.2 is omitted since

the approximation schemes are purely intended as theoretical tools used to show the approximability of HMS problems for fixed d and have unacceptably high complexity for practical use.

The experiments were performed to evaluate the effect of applying the reduction schemes on the runtime and achieved Minimum Happiness Ratio (MHR) of selected RMS solvers: DMM [5], Geogreedy [19], Greedy [17], and ImpGreedy [26]. Note that since the MHR is equivalent to the 1 minus the Maximum Regret Ratio (MRR), the solvers also optimize MHR. Here, for the multiplicative scheme, since we are experimenting with a special case of k -HMS rather than AHMS, we use a threshold of $\frac{\epsilon^*}{d^2}$ rather than $\frac{\epsilon^*}{d^3}$ which is only required for AHMS (As noted following Lemma 5.5).

Table 4: Original and Skyline Reduced Datasets

Dataset	Initial Size	Skyline
NBA_1 ($d = 6$)	16916	130
Weather ($d = 5$)	178080	483
Random ($d = 5$)	100000	12818

Table 5: Additive and Multiplicative Scheme Reductions

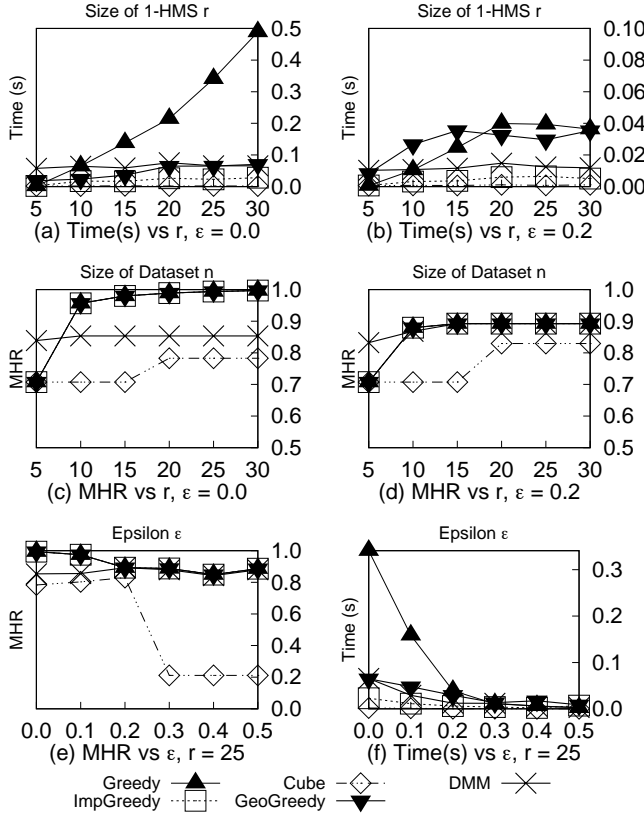
Dataset	Multiplicative (ϵ)			Additive (ϵ)		
	0.1	0.3	0.5	0.1	0.3	0.5
NBA_1	115	33	11	130	130	130
Weather	230	37	23	483	480	438
Random	9377	548	71	12818	12810	12731

We performed the experiments on a synthetic dataset generated using the anti-correlated data generator adopted in [6], and Weather and NBA datasets from real life. Since we only need to consider skyline points for 1-HMS, skyline queries were applied to the dataset before the reduction schemes. We report the sizes of reduced datasets input to the solvers for selected values of ϵ in Table 5.

From Table 5, it can be seen that the additive scheme has limited reductive effect on dataset size even when $\epsilon = 0.5$. This suggests applying the additive reduction scheme is mostly redundant with the skyline reduction. In contrast, the multiplicative scheme can reduce the size significantly especially as ϵ gets larger.

After applying the reductions, we applied the selected solvers. The reported runtimes in the figures are inclusive of the time used by the skyline reduction and reduction scheme. Since the additive scheme has little effect in terms of dataset reduction, we focus on the multiplicative scheme. For clarity, plots are only shown for the Weather dataset.

As can be seen from Figure 3 (a)(b), the multiplicative reduction scheme considerably reduces the runtime required by different solvers, with the runtime reduction increasing with ϵ . Concurrently, from Figure 3 (c)(d), we see an achieved MHR of around 90% of the MHR achieved on the dataset even on the strongest tested reduction setting. This shows that the multiplicative reduction scheme is able to significantly reduce the runtime of the tested solvers without excessively reducing the MHR. To see the effect of varying ϵ , we show in Figure 3 (e)(f) the MHR and runtime results as a function of ϵ .

Figure 3: Effect of ε on Weather Dataset after Skyline

We further conducted a scalability test varying r , n , and d with and without the multiplicative polynomial time reduction scheme with $\varepsilon = 0.1$ on a randomly generated dataset generated as specified in [6]. To fully show the effects of the reduction scheme, skyline queries were not applied in these experiments (as they should not be in k -HMS for $k > 1$). These results are shown in Figure 4, Figure 5 and Figure 6. Note that DMM [5] and GeoGreedy [19] have extremely inefficient runtime at high dimensions $d \geq 7$. This results in timeout at preset 150000 second limit during our vary d experimentation and they are omitted from the plot.

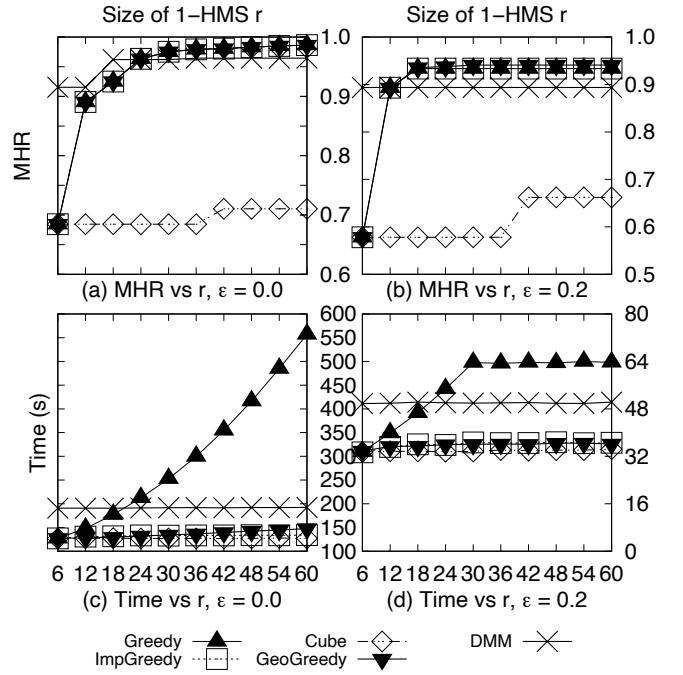
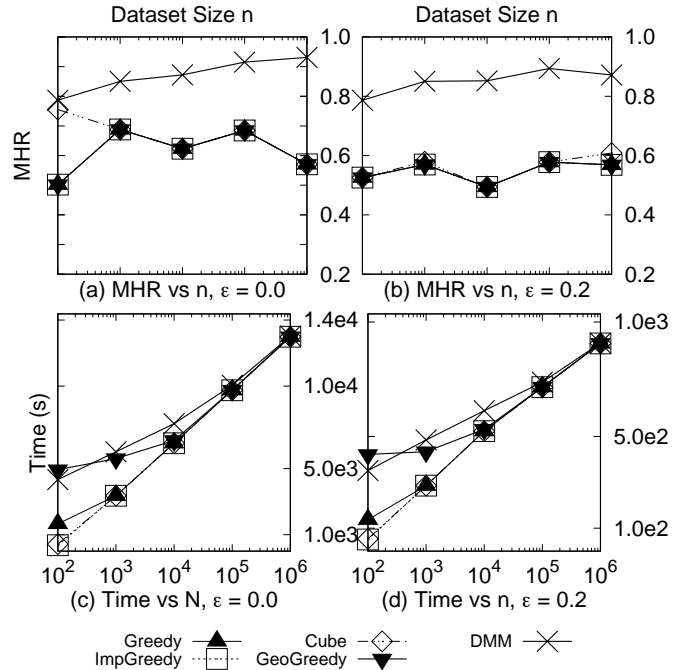
6.3 Summary

Concluding the experimental section, for our AHMS algorithm, we have shown that our AHMS algorithm runs faster than Greedy Shrink FAM by over two orders of magnitude while achieving virtually identical AHR and can scale comfortably up to $n = 1000000$. For our reduction schemes, we have shown that the multiplicative reduction scheme can reduce the required runtime of 1-HMS solvers by up to 93% (from 4.2 hours to 16.7 minutes) while keeping the MHR within 90% of the original on the largest tested settings.

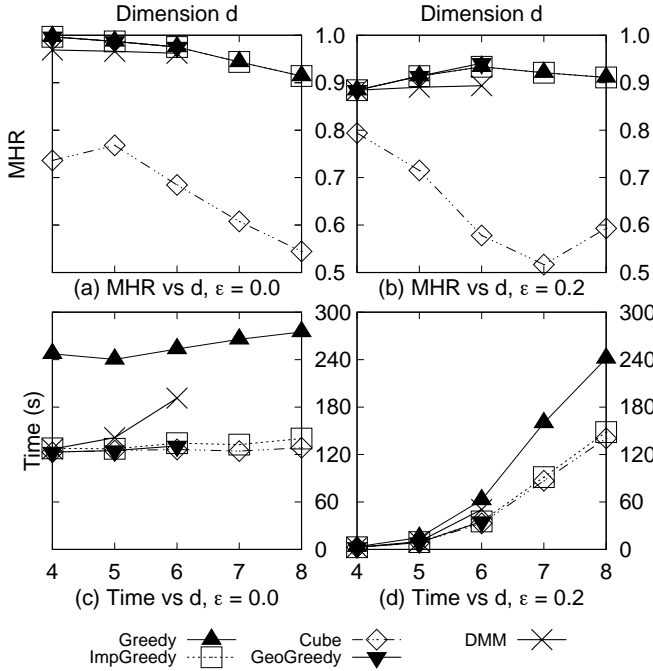
7 CONCLUSION AND FUTURE WORK

In conclusion, we have shown several theoretical benefits of solving happiness maximization over regret minimization problem.

For k -HMS, we proved stronger theoretical approximation results than for k -RMS. Moreover, we have completely resolved the NP-Hardness of approximating k -HMS for all values of dimensionality

Figure 4: Vary r experiments ($d = 6, n = 100,000$)**Figure 5: Vary n experiments ($d = 6, r = 6$)**

d and size of selected dataset k by showing that it is approximable to any desired ratio for fixed d , but NP-Hard to approximate for unfixed d . Meanwhile, the approximability status of k -RMS remains open for some settings. For AHMS, we proved constant ratio approximation algorithms with better time complexities than existing algorithms for ARMS, for which the approximation ratio is not bounded. In particular, our algorithm for AHMS is faster by a factor

Figure 6: Vary d experiments ($n = 100,000, r = 30$)

of $O(n^2)$ than that proposed for ARMS. We also further optimized the time complexity in the case of linear utility functions using simplex range searching techniques from computational geometry. Additionally, we introduced dataset reduction schemes which we experimentally show to significantly improve the runtime of existing heuristic algorithms while mostly preserving the happiness ratio.

For future work, whether or not it is NP-Hard to approximate k -RMS for fixed values of k is left as an open problem. Furthermore, as the approximation schemes provided are only meant to show that approximation is in P for fixed d , they are practically infeasible in terms of time complexity, and it remains open whether computationally feasible polynomial-time approximation schemes exist.

REFERENCES

- [1] Kleinberg, J.; Tardos, E. 2005. *Algorithm Design*. Pearson.
- [2] Pankaj K. Agarwal. 2004. Range Searching. In *Handbook of Discrete and Computational Geometry, Second Edition*. Chapman and Hall/CRC, 809–837. <https://doi.org/10.1201/9781420035315.ch36>
- [3] P. K. Agarwal and J. Matoušek. 1995. Dynamic half-space range reporting and its applications. *Algorithmica* 13, 4 (April 1995), 325–345. <https://doi.org/10.1007/bf01293483>
- [4] Agarwal, P. K. and Kumar, N. and Sintos, S. and Suri, S. 2017. Efficient algorithms for k -regret minimizing sets. In *LIPICs*. <https://doi.org/10.4230/LIPICs.SEA.2017.7>
- [5] A. Asudeh, A. Nazi, N. Zhang, and G. Das. 2017. Efficient Computation of Regret-ratio Minimizing Set: A Compact Maxima Representative. In *Proceedings of the 2017 ACM International Conference on Management of Data (Chicago, Illinois, USA) (SIGMOD '17)*. ACM, New York, NY, USA, 821–834. <https://doi.org/10.1145/3035918.3035932>
- [6] S. Borzsony, D. Kossmann, and K. Stocker. 2001. The Skyline operator. In *Proceedings 17th International Conference on Data Engineering*. 421–430. <https://doi.org/10.1109/ICDE.2001.914855>
- [7] Hervé Brönnimann, Bernard Chazelle, and János Pach. 1993. How hard is half-space range searching? *Discrete & Computational Geometry* 10, 2 (Aug. 1993), 143–155. <https://doi.org/10.1007/bf02573971>
- [8] Wei Cao, Jian Li, Haitao Wang, Kangning Wang, Ruosong Wang, Raymond Chi-Wing Wong, and Wei Zhan. 2017. k -Regret Minimizing Set: Efficient Algorithms and Hardness. In *20th International Conference on Database Theory (ICDT 2017)*. <https://doi.org/10.4230/LIPICs.ICDT.2017.11>
- [9] Timothy M. Chan. 2012. Optimal Partition Trees. *Discrete & Computational Geometry* 47, 4 (Feb. 2012), 661–690. <https://doi.org/10.1007/s00454-012-9410-z>
- [10] Chaudhuri, S. and Gravano, L. 1999. Evaluating Top-k Selection Queries. In *Proceedings of the 25th International Conference on Very Large Data Bases (VLDB '99)*. Morgan Kaufmann Publishers Inc., San Francisco, CA, USA, 397–410. <http://dl.acm.org/citation.cfm?id=645925.671359>
- [11] Bernard Chazelle, Micha Sharir, and Emo Welzl. 1992. Quasi-optimal upper bounds for simplex range searching and new zone theorems. *Algorithmica* 8, 1-6 (Dec. 1992), 407–429. <https://doi.org/10.1007/bf01758854>
- [12] Chester, S. and Thomo, A. and Venkatesh, S. and Whitesides, S. 2014. Computing K -regret Minimizing Sets. *Proc. VLDB Endow.* 7, 5 (Jan. 2014), 389–400. <https://doi.org/10.14778/2732269.2732275>
- [13] K. Faulkner, T. and Brackenbury, W. and Lall, A. 2015. K -regret Queries with Nonlinear Utilities. *Proc. VLDB Endow.* 8, 13 (Sept. 2015), 2098–2109. <https://doi.org/10.14778/2831360.2831364>
- [14] Kumar, N. and Sintos, S. 2018. Faster approximation algorithm for the k -Regret minimizing set and related problems. In *Proceedings of the Workshop on Algorithm Engineering and Experiments*. <https://doi.org/10.1137/1.9781611975055.6>
- [15] M. Xie, R. C.-W. Wong, P. Peng, V. J. Tsotras. 2020. Being Happy with the Least: Achieving k -happiness with Minimum Number of Tuples. In *Proceedings of the 36th IEEE International Conference on Data Engineering*.
- [16] Jiří Matoušek. 1991. Efficient partition trees. *Proceedings of the seventh annual symposium on Computational geometry - SCG 91 (1991)*. <https://doi.org/10.1145/109648.109649>
- [17] Danupon Nanongkai, Atish Das Sarma, Ashwin Lall, Richard J. Lipton, and Jun Xu. 2010. Regret-minimizing representative databases. *Proceedings of the VLDB Endowment* (2010). <https://doi.org/10.14778/1920841.1920980>
- [18] G. L. Nemhauser, L. A. Wolsey, and M. L. Fisher. 1978. An analysis of approximations for maximizing submodular set functions—I. *Mathematical Programming* 14, 1 (Dec. 1978), 265–294. <https://doi.org/10.1007/bf01588971>
- [19] Peng, P. and Wong, R. C.-W. 2014. Geometry approach for k -regret query. In *Proceedings - International Conference on Data Engineering*. <https://doi.org/10.1109/ICDE.2014.6816699>
- [20] Jianzhong Qi, Fei Zuo, Hanan Samet, and Jia Cheng Yao. 2018. K -Regret Queries Using Multiplicative Utility Functions. *ACM Trans. Database Syst.* 43, 2, Article 10 (Aug. 2018), 41 pages. <https://doi.org/10.1145/3230634>
- [21] Xianhong Qiu and Jiping Zheng. 2018. An Efficient Algorithm for Computing k -Average-Regret Minimizing Sets in Databases. In *Web Information Systems and Applications - 15th International Conference, WISA 2018, Taiyuan, China, September 14-15, 2018, Proceedings (Lecture Notes in Computer Science)*, Xiaofeng Meng, Ruixuan Li, Kanliang Wang, Baoning Niu, Xin Wang, and Gansen Zhao (Eds.), Vol. 11242. Springer, 404–412. https://doi.org/10.1007/978-3-030-02934-0_37
- [22] Qiu, X. and Zheng, J. and Dong, Q. and Huang, X. 2018. Speed-Up Algorithms for Happiness-Maximizing Representative Databases. In *Lecture Notes in Computer Science (including subseries Lecture Notes in Artificial Intelligence and Lecture Notes in Bioinformatics)*. https://doi.org/10.1007/978-3-030-01298-4_27
- [23] Shetiya, S. S. and Asudeh, A. and Ahmed S. and Das, G. [n.d.]. A Unified Optimization Algorithm For Solving “Regret-Minimizing Representative” Problems (PVLDB '19).
- [24] Sabine Storandt and Stefan Funke. 2019. Algorithms for Average Regret Minimization. *Proceedings of the AAAI Conference on Artificial Intelligence* 33 (July 2019), 1600–1607. <https://doi.org/10.1609/aaai.v33i01.33011600>
- [25] Xie, M. and Wong, R. C.-W. and Lall, A. 2019. An experimental survey of regret minimization query and variants: bridging the best worlds between top- k query and skyline query. *The VLDB Journal* (sep 2019). <https://doi.org/10.1007/s00778-019-00570-z>
- [26] Xie, M. and Wong, R. C.-W. and Li, J. and Long, C. and Lall, A. 2018. Efficient k -Regret query algorithm with restriction-free bound for any dimensionality. In *Proceedings of the ACM SIGMOD International Conference on Management of Data*. <https://doi.org/10.1145/3183713.3196903>
- [27] Zeighami, S. and Wong, R. C.-W. 2016. Minimizing Average Regret Ratio in Database. In *Proceedings of the 2016 International Conference on Management of Data (San Francisco, California, USA) (SIGMOD '16)*. ACM, New York, NY, USA, 2265–2266. <https://doi.org/10.1145/2882903.2914831>