

Length of a Full Steiner Tree as a Function of Terminal Coordinates

Alexei Yu. Uteshev, Elizaveta A. Semenova¹

St. Petersburg State University, St. Petersburg, Russia

Given the coordinates of the terminals $\{(x_j, y_j)\}_{j=1}^n$ of the full Euclidean Steiner tree, its length equals

$$\left| \sum_{j=1}^n z_j U_j \right|,$$

where $\{z_j := x_j + \mathbf{i}y_j\}_{j=1}^n$ and $\{U_j\}_{j=1}^n$ are suitably chosen 6th roots of unity. We also extend this result for the cost of the optimal Weber networks which are topologically equivalent to some full Steiner trees.

1 Introduction

The problem of construction of the shortest possible network interconnecting the set of points (further referred to as **terminals**) $\mathbb{P} = \{P_j\}_{j=1}^n \subset \mathbb{R}^d, n \geq 3, d \geq 2$ is known as the **Euclidean Steiner minimal tree problem (SMT problem)**. We will treat here only the planar version of the problem, i.e. $d = 2$. For this case, some specializations of the set \mathbb{P} guarantee the solution to the problem in the form of a minimum spanning tree. However, for other configurations of \mathbb{P} , the optimal network contains some extra vertices (junctions) known as the Fermat-Torricelli or **Steiner points**. Every such a point in the optimal network possesses the degree 3, and has the adjacent edges meeting at $2\pi/3$.

The SMT problem has a long and intriguing history [2]. It is known to be NP-hard. Establishing the topology of the minimal tree or even estimation of its length for the general set \mathbb{P} is the subject of numerous and inventive research efforts. In the variety of potential solutions, it is possible to distinguish a type of subtrees with a relatively ordered structure. A Steiner tree with n terminals is called a **full Steiner tree** if it contains $n - 2$ Steiner points. In this case, each terminal has degree equal to 1. Every Steiner minimal tree can be (uniquely) represented as a union of full Steiner trees constructed for the subsets of the set \mathbb{P} . Any pair of these subtrees might have at most one common terminal.

The first aim of the present paper is express the length of a full Steiner tree as an explicit function of the terminal coordinates. In [1] this length is computed via the lengths of the segments $|P_j P_{j+1}|$ (for the appropriate numeration of terminals). In [12] the expression for the length was obtained in the so-called *hexagonal coordinates of terminals* which are claimed to be *more natural than the common Cartesian coordinate system*. We intend to dispute this claim by presenting the formula for

¹{alexeyuteshev,semenova.elissaveta}@gmail.com

the length in terms of Cartesian coordinates. For the aim of deducing the formula from the Abstract, we will place the problem into the complex plane. In Section 3 we present the proof of the length formula and discuss its relation to one Maxwell's result [6].

A natural generalization of the SMT problem is the (multifacility) **Weber problem**. It is stated as that of location of the given number $\ell \geq 2$ of points (named **facilities**) $\{W_r\}_{r=1}^\ell \subset \mathbb{R}^d$ connected to the terminals of the set \mathbb{P} that solve the optimization problem

$$\min_{\{W_1, \dots, W_\ell\} \subset \mathbb{R}^d} \left\{ \sum_{j=1}^n \sum_{r=1}^\ell m_{rj} |W_r P_j| + \sum_{k=1}^\ell \sum_{r=k+1}^{\ell-1} \tilde{m}_{rk} |W_r W_k| \right\}; \quad (1.1)$$

here some of the **weights** m_{ij} and \tilde{m}_{ik} might be zero. The value (1.1) will be referred to as the **minimal cost of the network**. It can be expected that this problem should be more complicated than the SMT one. It really is even for the planar case, i.e. for $d = 2$. In contrast with the SMT, the optimal Weber network might contain facilities of degree greater than 3. However, we conjecture that in a restricted version of the planar Weber problem, one may expect the existence of the counterpart for the Steiner tree length formula expressing the minimal cost by radicals with respect to the problem parameters of (terminal coordinates and weights). This relates to the networks topologically equivalent to some full Steiner trees, i.e. the networks where each terminal has degree equal to 1 while the degree of each facility equal to 3. We discuss this issue in Section 5.

Notation. We set $z_j := x_j + iy_j$ and denote the 6th roots of unity

$$v_k := \cos \frac{\pi k}{3} + i \sin \frac{\pi k}{3} \quad \text{for } k \in \{0, 1, \dots, 5\}, \quad (1.2)$$

while the third roots of unity as

$$\varepsilon_0 = 1, \varepsilon_1 = -\frac{1}{2} + i \frac{\sqrt{3}}{2}, \varepsilon_2 = -\frac{1}{2} - i \frac{\sqrt{3}}{2}; \quad (1.3)$$

Evidently, $v_0 = 1 = -v_3, v_1 = -v_4 = -\varepsilon_2, v_2 = -v_5 = \varepsilon_1$.

\mathfrak{L} and \mathfrak{C} stand for respectively minimal length of the Steiner network and minimal cost of the Weber network.

For the convenience of the reader, we place here the Classical Geometry result which we often refer to in what follows:

Theorem 1.1 (Ptolemy) *A quadrilateral is inscribable in a circle if and only if the product of the lengths of its diagonals is equal to the sum of the products of the lengths of the pairs of opposite sides.*

2 Hints

Geometric conditions for the existence of a full Steiner tree for the case $n = 3$ and $n = 4$ terminals are well known, and we assume them to be fulfilled for the terminal sets treated in the present

section. In [8] these conditions are converted into analytical form, aside with formulas for Steiner point coordinates and the tree length. This provides one with an opportunity to verify directly the test examples of this and the next sections.

For the case of 3 terminals, the Torricelli-Simpson construction of the Steiner (Fermat-Torricelli) point is based on finding an extra point Q_1 in the plane yielding the equilateral triangle $P_1P_2Q_1$ (Fig.1).

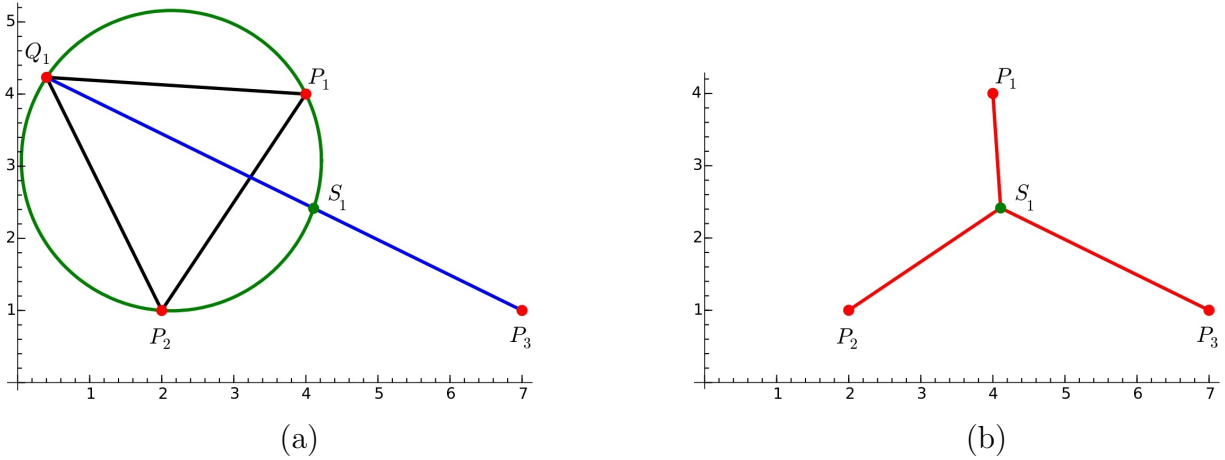


Figure 1. Steiner tree construction for three terminals

The point of intersection of the segment Q_1P_3 with the circle circumscribing this triangle is the Steiner point S_1 . Due to Theorem 1.1, one gets

$$|Q_1S_1| = |P_1S_1| + |P_2S_1|,$$

and therefore the length of the SMT connecting the terminals P_1, P_2, P_3 equals $|Q_1P_3|$. The coordinates of the point Q_1 can be easily determined. There are two possibilities for its location (on each side of the line P_1P_2), and we need the variant opposite to P_3 . For a configuration similar to that displayed in Fig. 1 (i.e. the triangle vertices are numbered counterclockwise), one gets:

$$Q_1 := (q_{1x}, q_{1y}) = \left(\frac{1}{2}x_1 + \frac{1}{2}x_2 - \frac{\sqrt{3}}{2}y_1 + \frac{\sqrt{3}}{2}y_2, \frac{\sqrt{3}}{2}x_1 - \frac{\sqrt{3}}{2}x_2 + \frac{1}{2}y_1 + \frac{1}{2}y_2 \right). \quad (2.1)$$

or, alternatively, in the complex plane

$$\mathbf{q}_1 := q_{1x} + \mathbf{i}q_{1y} = \left(\frac{1}{2} + \mathbf{i}\frac{\sqrt{3}}{2} \right) x_1 + \left(\frac{1}{2} - \mathbf{i}\frac{\sqrt{3}}{2} \right) x_2 + \left(-\frac{\sqrt{3}}{2} + \mathbf{i}\frac{1}{2} \right) y_1 + \left(\frac{\sqrt{3}}{2} + \mathbf{i}\frac{1}{2} \right) y_2$$

$$= \left(\frac{1}{2} + \mathbf{i} \frac{\sqrt{3}}{2} \right) z_1 + \left(\frac{1}{2} - \mathbf{i} \frac{\sqrt{3}}{2} \right) z_2 = v_1 z_1 + v_5 z_2 = -\varepsilon_2 z_1 - \varepsilon_1 z_2.$$

For this case, the length of the (full) Steiner tree equals

$$\mathfrak{L} = |Q_1 P_3| = |z_3 - \mathbf{q}_1| = |v_4 z_1 + v_2 z_2 + z_3| = |z_3 + \varepsilon_2 z_1 + \varepsilon_1 z_2|. \quad (2.2)$$

Example 2.1 *For the terminals*

$$P_1 = (4, 4), P_2 = (2, 1), P_3 = (7, 1),$$

(Fig. 1), formula (2.2) yields

$$\mathfrak{L} = |7 + \mathbf{i} + \varepsilon_2(4 + 4\mathbf{i}) + \varepsilon_1(2 + \mathbf{i})| = |4 + 3\sqrt{3}/2 - \mathbf{i}(3/2 + \sqrt{3})| = \sqrt{28 + 15\sqrt{3}} \approx 7.347160.$$

For the case of 4 terminals $\{P_j\}_{j=1}^4$, the geometrical algorithm for Steiner tree construction [3] with two Steiner points in the topology $\begin{matrix} P_1 & & P_4 \\ & S_1 S_2 & \\ P_2 & & P_3 \end{matrix}$, is illuminated in Fig. 2. Coordinates of Q_2 are computed similar to Q_1 :

$$Q_2 := (q_{2x}, q_{2y}) \mapsto \mathbf{q}_2 = q_{2x} + \mathbf{i}q_{2y} = v_1 z_3 + v_5 z_4.$$

The length of the tree equals

$$\mathfrak{L} = |Q_1 Q_2| = |\mathbf{q}_1 - \mathbf{q}_2| = |v_1 z_1 + v_5 z_2 + v_4 z_3 + v_2 z_4| \stackrel{(1.3)}{=} |\varepsilon_2(z_3 - z_1) + \varepsilon_1(z_4 - z_2)|$$

From this immediately follows equivalent equalities

$$\mathfrak{L} = \mathfrak{L} \cdot |-\varepsilon_1| = |(z_1 - z_3) + (z_2 - z_4)\varepsilon_2| = |(z_2 - z_4) + (z_1 - z_3)\varepsilon_1|. \quad (2.3)$$

In the case of existence a Steiner tree in the alternative topology $\begin{matrix} P_4 & & P_3 \\ & \tilde{S}_1 \tilde{S}_2 & \\ P_1 & & P_2 \end{matrix}$, its length is given by the formula

$$\tilde{\mathfrak{L}} = |(z_1 - z_3) + (z_4 - z_2)\varepsilon_1|.$$

Example 2.2 *For the terminals*

$$P_1 = (2, 6), P_2 = (1, 1), P_3 = (9, 2), P_4 = (6, 7),$$

and the Steiner tree topology $\begin{matrix} P_1 & & P_4 \\ & S_1 S_2 & \\ P_2 & & P_3 \end{matrix}$ (Fig. 2), formula (2.3) yields

$$\mathfrak{L} = |-7 + 4\mathbf{i} + (-5 - 6\mathbf{i})\varepsilon_2| = |-9/2 - 3\sqrt{3} + \mathbf{i}(7 + 5\sqrt{3}/2)| = \sqrt{115 + 62\sqrt{3}} \approx 14.912651.$$

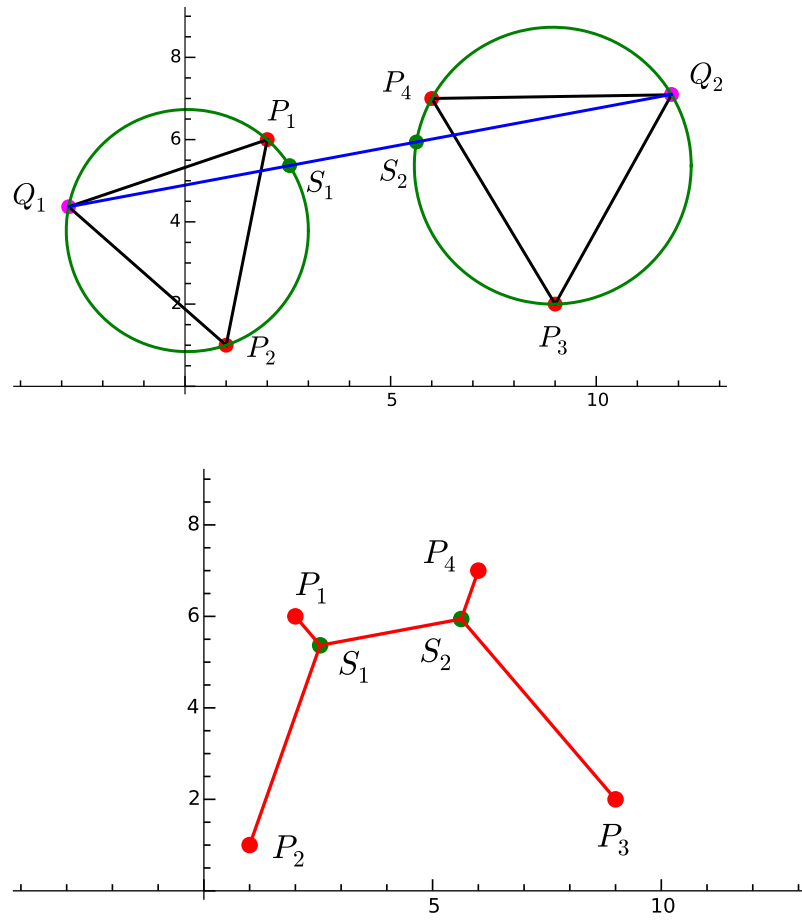


Figure 2. Steiner tree construction for four terminals

Check. *The Steiner points:*

$$S_1 = \left(\frac{5587}{3386} + \frac{1743}{3386}\sqrt{3}, \frac{11183}{3386} + \frac{12107}{10158}\sqrt{3} \right) \approx (2.541631, 5.367094),$$

$$S_2 = \left(\frac{25479}{3386} - \frac{3711}{3386}\sqrt{3}, \frac{16193}{3386} + \frac{2267}{3386}\sqrt{3} \right) \approx (5.626509, 5.941984).$$

Our next aim is to discover the correlation between the sequences of terminals $\{z_j\}$ and the roots of unity (1.2) in the general formula for the tree length.

3 Length of Steiner tree

Consider a full Steiner tree \mathbb{T} with $n \geq 3$ terminals. Let the terminal P_j be incident to the edge SP_j linking it to the adjacent Steiner point S of the tree. We treat the edge SP_j to be oriented from S to P_j and denote by

$$\vec{\ell}_j := \overrightarrow{SP_j} / |SP_j| \quad (3.1)$$

the **direction of the terminal P_j in the tree \mathbb{T}** , i.e. a unit vector with its starting point attached to the origin. It is known that for the full Steiner tree, the angle between $\vec{\ell}_j$ and $\vec{\ell}_k$ is an integer multiple of $\pi/3$. Therefore, all the terminals can be sorted according to the 6 possible directions. For our purpose, we do not need the exact values of these directions, but only their relative positions.

Theorem 3.1 *For the full Steiner tree \mathbb{T} with $n \geq 3$ terminals, assign to each P_j the value U_j of 6th root of unity (1.2) according to the following rules:*

- (a) $P_1 \rightarrow U_1 := v_0 = 1;$
- (b) $P_j \rightarrow U_j := v_k$ if the angle between $\vec{\ell}_1$ and $\vec{\ell}_j$ counted clockwise equals $k\pi/3$.

Then

$$\mathfrak{L}(\mathbb{T}) = \left| \sum_{j=1}^n z_j U_j \right|. \quad (3.2)$$

Proof is by induction on n . For $n = 3$ the statement holds as it is demonstrated in Section 2. Assume the result to be true for an arbitrary full Steiner tree with $n - 1 \geq 3$ terminals. Next, consider a given full Steiner tree \mathbb{T}_n with n terminals, and number these terminals and Steiner points somehow with the only requirement that the terminals P_{n-1} and P_n should be adjacent to the same Steiner point S_{n-2} which, in turn, should be adjacent to the Steiner point S_{n-3} .

Replace the pair P_{n-1}, P_n by a point defined by either of alternatives

$$Q \mapsto \mathbf{q} = \begin{cases} v_1 z_{n-1} + v_5 z_n, \\ v_5 z_{n-1} + v_1 z_n \end{cases} \quad (3.3)$$

in accordance with its location on the side of the line $P_{n-1}P_n$ other than that of S_{n-2} (Fig. 3).

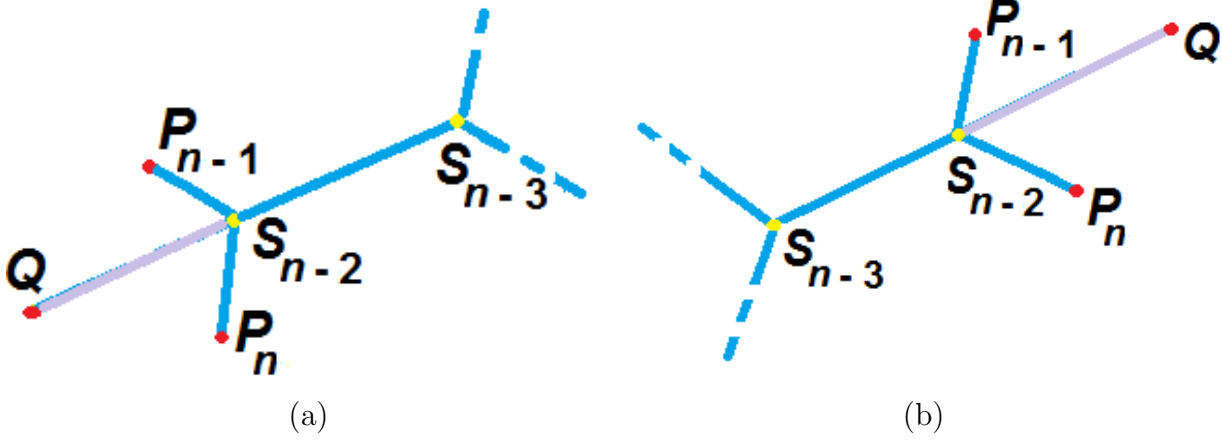


Figure 3. Location of the point Q .

The new tree with terminals P_1, \dots, P_{n-2}, Q and Steiner points S_1, \dots, S_{n-3} is the full Steiner tree (the points S_{n-3}, S_{n-2} and Q are collinear). Due to Theorem 1.1, one has:

$$|S_{n-3}S_{n-2}| + |P_{n-1}S_{n-2}| + |P_nS_{n-2}| = |S_{n-3}S_{n-2}| + |S_{n-2}Q| = |S_{n-3}Q|.$$

Therefore, the new $(n-1)$ -terminal tree \mathbb{T}_{n-1} has its length equal to $\mathfrak{L}(\mathbb{T}_n)$. The direction of the terminal Q in the tree \mathbb{T}_{n-1} (i.e. $\vec{\ell} = \overrightarrow{S_{n-3}Q}/|S_{n-3}Q|$) obeys the assignment rule from the statement of the theorem, i.e. it differs from $\vec{\ell}_1$ by an integer multiple of $\pi/3$. Based on the inductive hypothesis, one may conclude that

$$\mathfrak{L}(\mathbb{T}_{n-1}) = \left| \sum_{j=1}^{n-2} z_j U_j + \mathbf{q}U \right|$$

where the sequence U_1, \dots, U_{n-2}, U is computed in accordance with the assignment rule. Assume, for definiteness, that

- $\vec{\ell}$ coincides with $\vec{\ell}_1$, i.e. $U = v_0 = 1$,
- and \mathbf{q} be defined by the first alternative from (3.3).

Then

$$\mathfrak{L}(\mathbb{T}_n) = \mathfrak{L}(\mathbb{T}_{n-1}) = \left| \sum_{j=1}^{n-2} z_j U_j + v_1 z_{n-1} + v_5 z_n \right|.$$

In the obtained formula, the assignment rule for terminal directions is kept fulfilled. The direction $\vec{\ell}_{n-1}$ is $\pi/3$ clockwise while that of $\vec{\ell}_n$ is $\pi/3$ counterclockwise from $\vec{\ell}$ (Fig. 3 (a)). \square

Corrolary 3.1 *In the notation of Theorem 3.1, one has*

$$\sum_{j=1}^n U_j = 0.$$

The proof can be extracted from that of the theorem. From this statement and from the homogeneity of (3.2) with respect to the terminal coordinates, the following assertion holds

Corrolary 3.2 *The value (3.2) is invariant under the affine transformation of the complex plane*

$$z \mapsto w_0 z + z_0, \forall \{w_0, z_0\} \subset \mathbb{C}, |w_0| = 1.$$

In particular, it is possible to choose such a rotation of the plane \mathbb{R}^2 around the origin that, in the new coordinates, the expression $\sum_{j=1}^n z_j U_j$ in (3.2) becomes a positive real number. In this version, formula (3.2) transforms into the interpretation by Gilbert and Pollak of Maxwell's theorem on the equilibrium condition of the pin-jointed rigid rods holding a prescribed system of external forces [3, 6]. However, generically, to find this rotation for an arbitrary given set \mathbb{P} is not a trivial task. For its evaluation, direction of at least one terminal P_j in the tree \mathbb{T} should be established, i.e. the coordinates of the adjacent Steiner point in (3.1). For Example 2.2, this “good” rotation is given by

$$w_0 = \cos \varphi + \mathbf{i} \sin \varphi \quad \text{with } \varphi := \pi + \arcsin \left(\frac{1}{3386} \sqrt{8676625 - 1188486\sqrt{3}} \right).$$

To complete the present section, we convert (3.2) into real numbers.

Corrolary 3.3 *Let $\{U_{jx} := \Re(U_j), U_{jy} := \Im(U_j)\}_{j=1}^n$. Then*

$$\{U_{jx}\}_{j=1}^n \subset \{1, \pm 1/2\}, \{U_{jy}\}_{j=1}^n \subset \{0, \pm \sqrt{3}/2\}, \{U_{jx}^2 + U_{jy}^2 = 1\}_{j=1}^n.$$

Set

$$X := (x_1, \dots, x_n), Y := (y_1, \dots, y_n), \mathfrak{U}_X := (U_{1x}, \dots, U_{nx}), \mathfrak{U}_Y := (U_{1y}, \dots, U_{ny}).$$

Then

$$\mathfrak{L}(\mathbb{T}) = \sqrt{(\langle \mathfrak{U}_X, X \rangle - \langle \mathfrak{U}_Y, Y \rangle)^2 + (\langle \mathfrak{U}_Y, X \rangle + \langle \mathfrak{U}_X, Y \rangle)^2}$$

where $\langle \cdot \rangle$ is the standard inner product in \mathbb{R}^n .

4 Examples

We present here two examples illuminating the usage of formula (3.2).

Example 4.1 *For terminals*

$$P_1 = (3, 9), P_2 = (1, 6), P_3 = (6, 3), P_4 = (10, 7), P_5 = (8, 10)$$

the Steiner tree is displayed in Fig. 4 (a). The assignment scheme from Theorem 3.1 is given in Fig. 4 (b).

$$\begin{aligned} \mathcal{L} &= |z_1 + z_5 + v_2 z_4 + v_3 z_3 + v_4 z_2| = |(z_1 - z_3 + z_5) + \varepsilon_2 z_2 + \varepsilon_1 z_4| \\ &= \left| -\frac{1 + \sqrt{3}}{2} + i \frac{19 + 9\sqrt{3}}{2} \right| = \sqrt{152 + 86\sqrt{3}} \approx 17.348094. \end{aligned}$$

Check. *The Steiner points*

$$\begin{aligned} &= \left(\frac{602}{229} + \frac{391}{1374}\sqrt{3}, \frac{2847}{458} + \frac{493}{687}\sqrt{3} \right) \approx (3.121712, 7.459099) \quad \left| \quad \right. \\ &= \left(\frac{1430}{229} - \frac{395}{1374}\sqrt{3}, \frac{2901}{458} - \frac{50}{687}\sqrt{3} \right) \approx (5.746608, 6.2080212) \quad \left| \quad \right. \\ &= \left(\frac{1755}{229} + \frac{200}{687}\sqrt{3}, \frac{1598}{229} + \frac{355}{687}\sqrt{3} \right) \approx (8.167992, 7.873185) \end{aligned}$$

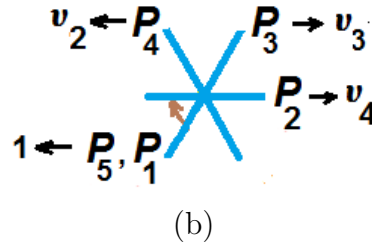
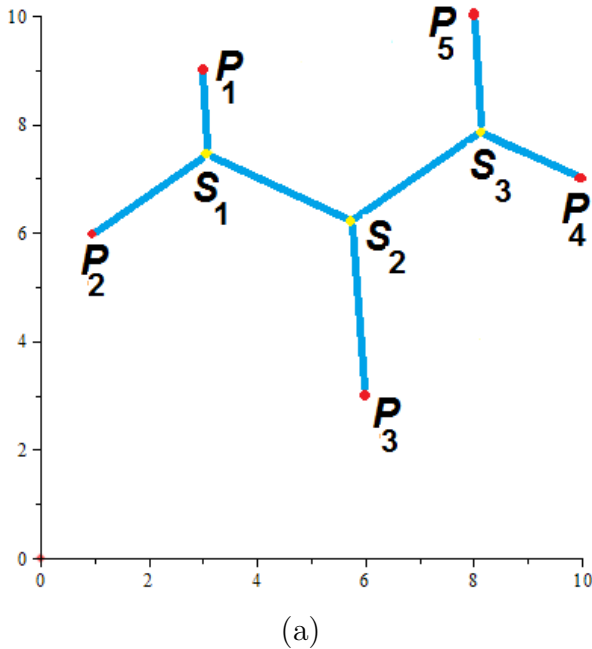


Figure 4. (a) The Steiner tree for 5 terminals and (b) its assignment scheme (Example 4.1).

Example 4.2 For terminals

$$P_1 = (2, -2\sqrt{3}), P_2 = (8, 0), P_3 = (4, 4\sqrt{3}), P_4 = (-8/\sqrt{3}, 8), P_5 = (-10, 0), P_6 = (-2, -2\sqrt{3})$$

the Steiner tree is displayed in Fig. 5 (a). The assignment scheme is given in Fig. 5 (b)

$$\begin{aligned} \mathfrak{L} &= |z_1 + v_1 z_5 + v_2 z_4 + v_3 z_3 + v_4 z_2 + v_5 z_6| = |(z_1 - z_3) + \varepsilon_1(z_4 - z_6) + \varepsilon_2(z_2 - z_5)| \\ &= |(-15 - 8/\sqrt{3}) - \mathbf{i}(8 + 15\sqrt{3})| = 30 + 15/\sqrt{3} \approx 39.237604. \end{aligned}$$

Check. The Steiner points:

$$S_1 = (4, 0), S_2 = (2, 2\sqrt{3}), S_3 = (2, -2\sqrt{3}), S_4 = (-4, 0).$$

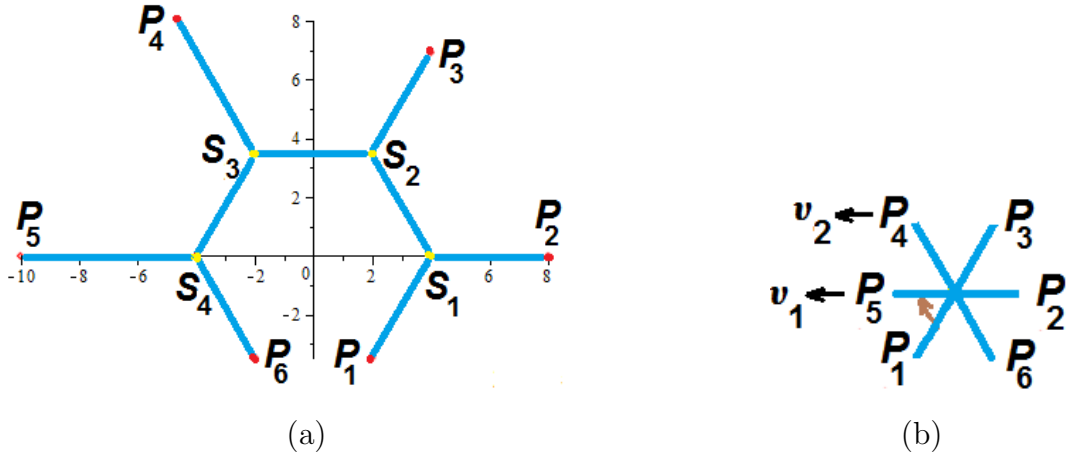


Figure 5. (a) The Steiner tree for 6 terminals and (b) its assignment scheme (Example 4.2).

5 Extension to the Weber problem

We now turn to the Weber problem mentioned in Introduction. In the present section we assume the fulfillment of the conditions for the existence of the networks in the prescribed topologies (some of them are presented in [9, 10]). In particular, we suppose all the involved geometric constructions to be feasible. Hereinafter all the weights m_j, m, \dots are positive real numbers and the angles denoted by Greek letters α, β, γ are assumed to be within the interval $[0, \pi]$.

We start with the three terminal problem (also known as the generalized Fermat-Torricelli problem) as that of finding the facility W providing

$$\min_{W \in \mathbb{R}^2} \sum_{j=1}^3 m_j |WP_j|. \quad (5.1)$$

A geometric solution to the problem is given in the paper by Launhardt [4, 5]; it is just a counterpart of the Torricelli-Simpson construction for the Steiner problem from Section 2.

Example 5.1 Find the optimal position of the facility W to the problem (5.1) where

$$\left\{ \begin{array}{c|c|c} P_1 = (2, 6) & P_2 = (1, 1) & P_3 = (5, 1) \\ \hline m_1 = 2 & m_2 = 3 & m_3 = 4 \end{array} \right\}.$$

Solution. First find the point Q_1 lying on the opposite side of the line P_1P_2 with respect to the point P_3 and such that

$$|P_1Q_1| = \frac{m_2}{m_3}|P_1P_2|, \quad |P_2Q_1| = \frac{m_1}{m_3}|P_1P_2|. \quad (5.2)$$

These relations mean that the triangle $P_1P_2Q_1$ is similar to the so-called **weight triangle** of the problem, i.e. the triangle containing the edges formally coinciding with the values of the weights m_1, m_2, m_3 . We will further denote the angles of the weight triangle by $\alpha_1, \alpha_2, \alpha_3$ as shown in Fig. 6 (a). Next, draw the circle C_1 circumscribing $P_1P_2Q_1$. Finally draw the line through Q_1 and P_3 . The intersection point of this line with C_1 is the position of the optimal facility W . It possesses the property that directions of the terminals, i.e. $\vec{\ell}_j := \overrightarrow{WP_j}/|WP_j|$, make the following angles (Fig. 6 (b))

$$\widehat{\vec{\ell}_1, \vec{\ell}_2} = \pi - \alpha_3, \quad \widehat{\vec{\ell}_1, \vec{\ell}_3} = \pi - \alpha_2, \quad \widehat{\vec{\ell}_2, \vec{\ell}_3} = \pi - \alpha_1.$$

The corresponding (minimal) cost equals $m_3|P_3Q_1|$ (consequence of (5.2) and Theorem 1.1). \square

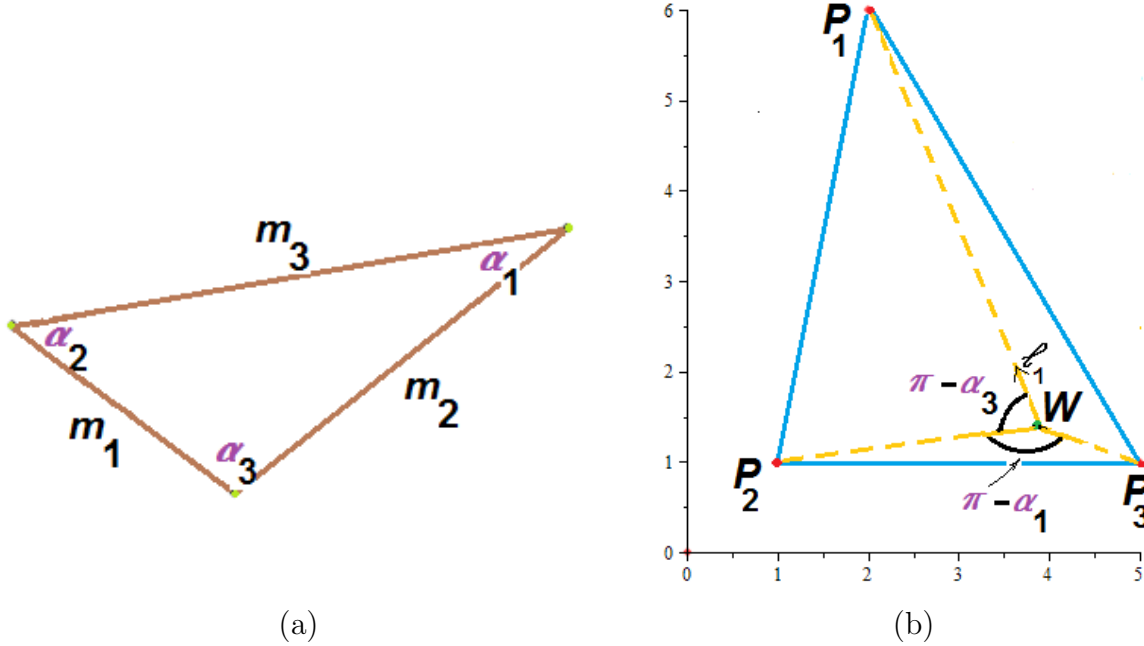


Figure 6. (a) Weight triangle and (b) Weber point location (Example 5.1).

We now rewrite the analytics similar to that from Section 2. The coordinates of the point Q_1 are as follows [9]

$$Q_1 = \left(\frac{1}{2}(x_1 + x_2) + \frac{(m_1^2 - m_2^2)(x_1 - x_2) - \sqrt{\mathbf{k}}(y_1 - y_2)}{2m_3^2}, \right. \\ \left. \frac{1}{2}(y_1 + y_2) + \frac{(m_1^2 - m_2^2)(y_1 - y_2) + \sqrt{\mathbf{k}}(x_1 - x_2)}{2m_3^2} \right), \quad (5.3)$$

or, equivalently, in the complex plane:

$$Q_1 \mapsto \mathbf{q}_1 = \frac{1}{2m_3^2} \left[(m_3^2 + m_1^2 - m_2^2 + \mathbf{i}\sqrt{\mathbf{k}})z_1 + (m_3^2 - m_1^2 + m_2^2 - \mathbf{i}\sqrt{\mathbf{k}})z_2 \right] \quad (5.4)$$

Here

$$\mathbf{k} := (m_1 + m_2 + m_3)(-m_1 + m_2 + m_3)(m_1 - m_2 + m_3)(m_1 + m_2 - m_3), \quad (5.5)$$

and, due to Heron's formula, $\sqrt{\mathbf{k}}/4$ equals the square of the weight triangle. As for the angles of this triangle, by cosine theorem, one gets

$$\frac{m_3^2 + m_1^2 - m_2^2}{2m_3m_1} = \cos \alpha_2, \quad \frac{m_3^2 - m_1^2 + m_2^2}{2m_3m_2} = \cos \alpha_1, \quad (5.6)$$

while²

$$\frac{\sqrt{\mathbf{k}}}{2m_3m_1} = \sin \alpha_2, \quad \frac{\sqrt{\mathbf{k}}}{2m_3m_2} = \sin \alpha_1. \quad (5.7)$$

Finally, one has

$$\mathbf{q}_1 = \frac{1}{m_3} [m_1(\cos \alpha_2 + \mathbf{i} \sin \alpha_2)z_1 + m_2(\cos \alpha_1 - \mathbf{i} \sin \alpha_1)z_2]$$

and

$$\mathfrak{C} = m_3|P_3Q_1| = |m_3z_3 - m_3\mathbf{q}_1|$$

$$= |m_3z_3 + m_2z_2 \{ \cos(\pi - \alpha_1) + \mathbf{i} \sin(\pi - \alpha_1) \} + m_1z_1 \{ \cos(2\pi - \alpha_1 - \alpha_3) + \mathbf{i} \sin(2\pi - \alpha_1 - \alpha_3) \} |.$$

The obtained formula is the true counterpart of the formula (2.2) for the length of the full Steiner tree for 3 terminals.

Let us now turn to the bifacility Weber problem for 4 terminals $\{P_j\}_{j=1}^4$ as that of finding the points W_1 and W_2 which yield

$$\min_{\{W_1, W_2\} \subset \mathbb{R}^2} F(W_1, W_2) \quad \text{where} \\ F(W_1, W_2) = m_1|W_1P_1| + m_2|W_1P_2| + m_3|W_2P_3| + m_4|W_2P_4| + m|W_1W_2|. \quad (5.8)$$

We first recall the geometric solution outlined by Georg Pick in the Mathematical Appendix of Weber's book [11]. We illustrate this algorithm with the following example.

²We recall the assumption made at the beginning of the present section: all the angles denoted by Greek letters are assumed to lie within $[0, \pi]$. Therefore all the sine values for such angles are nonnegative.

Example 5.2 Find the optimal position for the facilities W_1 and W_2 for the problem (5.8) where

$$\left\{ \begin{array}{c|c|c|c|c} P_1 = (1, 5) & P_2 = (2, 1) & P_3 = (7, 2) & P_4 = (6, 7) & m = 4 \\ \hline m_1 = 3 & m_2 = 2 & m_3 = 3 & m_4 = 4 & \end{array} \right\}.$$

Solution. First find the point Q_1 lying on the opposite side of the line P_1P_2 with respect to the point P_3 and such that

$$|P_1Q_1| = \frac{m_2}{m}|P_1P_2|, \quad |P_2Q_1| = \frac{m_1}{m}|P_1P_2|. \quad (5.9)$$

The exact coordinates of this point are given by (5.3) where the substitution $m_3 \rightarrow m$ is made. Find then the second point Q_2 with the similar property with respect to the points P_3 and P_4 (Fig. 7):

$$|P_3Q_2| = \frac{m_4}{m}|P_3P_4|, \quad |P_4Q_2| = \frac{m_3}{m}|P_3P_4|.$$

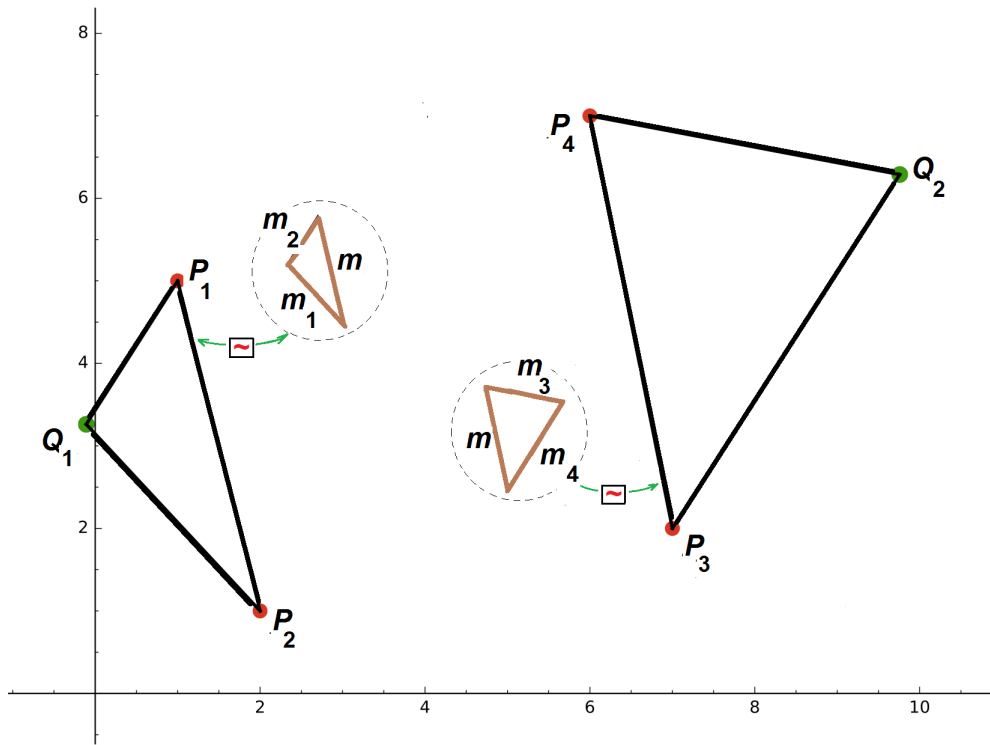


Figure 7. Construction of the points Q_1 and Q_2 .

It is evident that triangle $P_1P_2Q_1$ is similar to the weight triangle with the edges m, m_1, m_2 , while $P_3P_4Q_2$ is similar to the weight triangle with the edges m, m_3, m_4 (Fig. 8) Next, draw the circle C_1 circumscribing $P_1P_2Q_1$ and C_2 circumscribing $P_3P_4Q_2$.

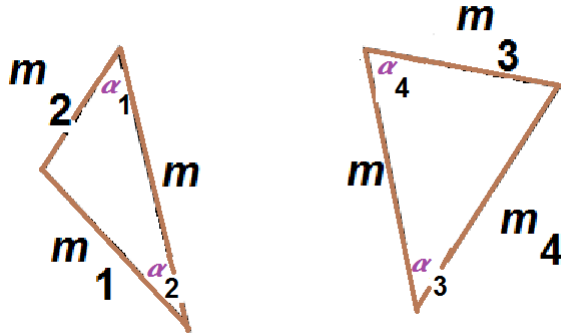


Figure 8. Weight triangles for the bifacility Weber problem

Finally draw the line through Q_1 and Q_2 (Fig. 9).

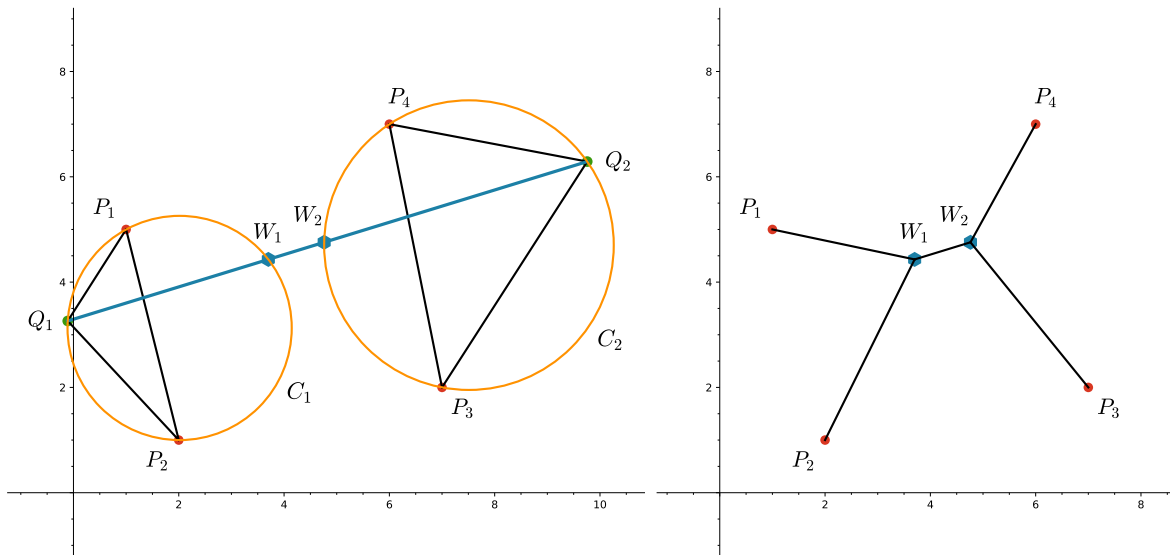


Figure 9. Pick's construction for the Weber network (Example 5.2).

The intersection points of this line with C_1 and C_2 are the position of the optimal facilities W_1 and W_2 for the network with the corresponding (minimal) cost equal to $\mathfrak{C} = m|Q_1Q_2|$.

Remark. Pick's solution can be interpreted as a counterpart of the algorithm worked out by Gergonne in 1810 (and rediscovered by Melzak in 1961) for solution of the SMT problem for four terminals. It should be noted that Pick did not provide any reasons of validity for his construction (we also failed to find any references to Pick's solution in subsequent papers on the subject). In [9, 10] we have verified the accuracy of Pick's treatment via an analytical representation of the coordinates

of the optimal facilities W_1, W_2 and substitution them into the gradient of the function (5.8). Some other qualitative conclusions have been deduced, such as, for instance, that, in the case of existence, the bifacility network is less costly than any unifacility one. All the computations for the examples below can be found in the cited sources.

Thus, the coordinates for the facilities from the previous example are as follows

$$\begin{aligned}
W_1 &= \left(\frac{2266800+772027\sqrt{15}+453552\sqrt{33}+246177\sqrt{55}}{48(22049+2085\sqrt{15}+945\sqrt{33}+2559\sqrt{55})}, \frac{1379951+201984\sqrt{15}+97279\sqrt{33}+154368\sqrt{55}}{16(22049+2085\sqrt{15}+945\sqrt{33}+2559\sqrt{55})} \right) \\
&\approx (3.701271, 4.430843); \\
W_2 &= \left(\frac{188467345+18613485\sqrt{15}+7149825\sqrt{33}+20949207\sqrt{55}}{1760(22049+2085\sqrt{15}+945\sqrt{33}+2559\sqrt{55})}, \frac{188346565+19265895\sqrt{15}+20525157\sqrt{55}+7187445\sqrt{11}}{1760(22049+2085\sqrt{15}+945\sqrt{33}+2559\sqrt{55})} \right) \\
&\approx (4.761622, 4.756175)
\end{aligned}$$

and the cost of the network

$$\mathfrak{C} = \frac{1}{8} \sqrt{44098 + 4170\sqrt{15} + 5118\sqrt{55} + 1890\sqrt{33}} \approx 41.280608. \quad (5.10)$$

Let us deduce the general formula for $\mathfrak{C} = m|Q_1Q_2|$ for the networks which are topologically equivalent to the one dealt with in Example 5.2. The coordinates of the point Q_1 are determined by (5.4) where substitution $m_3 \rightarrow m$ is made. The coordinates of Q_2 are also obtained from (5.4) by replacement $(m_1, m_2, m_3) \rightarrow (m_3, m_4, m)$. Thus

$$\begin{aligned}
\mathfrak{C} = m|Q_1Q_2| = m|\mathbf{q}_1 - \mathbf{q}_2| &= |m_1z_1(\cos \alpha_2 + \mathbf{i} \sin \alpha_2) + m_2z_2(\cos \alpha_1 - \mathbf{i} \sin \alpha_1) \\
&\quad - m_3z_3(\cos \alpha_4 + \mathbf{i} \sin \alpha_4) - m_4z_4(\cos \alpha_3 - \mathbf{i} \sin \alpha_3)|. \quad (5.11)
\end{aligned}$$

Here α_1, α_2 are the angles of the first weight triangle of the problem, while α_3, α_4 are those of the second (Fig. 8). Cosine and sine functions of these angles are computed similar to (5.6) and (5.7). For the network of Example 5.2 one gets the cost value

$$\begin{aligned}
\mathfrak{C} &= \left| 3(1 + \mathbf{i}5) \left(\frac{7}{8} + \frac{1}{24}\mathbf{i}\sqrt{135} \right) + 2(2 + \mathbf{i}) \left(\frac{11}{16} - \frac{1}{16}\mathbf{i}\sqrt{135} \right) - \dots \right| \\
&= \left| -\frac{79}{4} - \frac{1}{2}\sqrt{135} - \frac{5}{8}\sqrt{495} - \mathbf{i} \left(\frac{63}{8} + \frac{1}{8}\sqrt{135} + \frac{1}{8}\sqrt{495} \right) \right|
\end{aligned}$$

which coincides with (5.10).

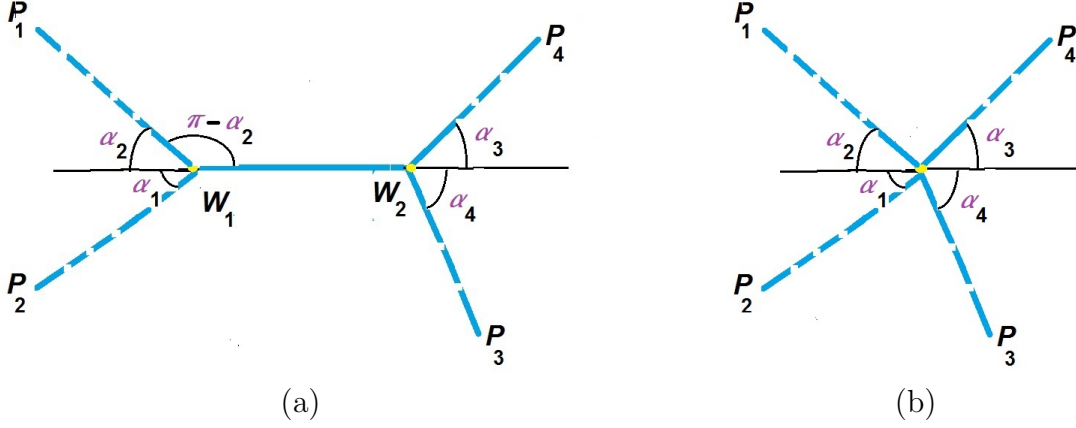


Figure 10. Angles in the bifacility Weber network.

Let us rewrite (5.11) uniformizing representation of the arguments of trigonometric functions:

$$\begin{aligned} \mathfrak{C} = & |m_1(\cos \alpha_2 + \mathbf{i} \sin \alpha_2)z_1 + m_4z_4(\cos(\pi - \alpha_3) + \mathbf{i} \sin(\pi - \alpha_3)) \\ & + m_3z_3(\cos(\pi + \alpha_4) + \mathbf{i} \sin(\pi + \alpha_4)) + m_2z_2(\cos(2\pi - \alpha_1) + \mathbf{i} \sin(2\pi - \alpha_1))|. \end{aligned} \quad (5.12)$$

Here one can watch the generation rule for these arguments: they correspond to the direction angles of the terminals P_j in the network if we count them clockwise starting from the line W_1W_2 (Fig. 10).

Theorem 5.1 *Let the optimal Weber network \mathbb{T} with $n \geq 3$ terminals $\{P_j\}_{j=1}^n$ and $n - 2$ facilities $\{W_k\}_{k=1}^{n-2}$ be topologically equivalent to a full Steiner tree, i.e. each terminal from \mathbb{T} is of the degree 1 while each facility is of the degree 3. Let $\vec{\ell}_j = (\cos \beta_j, \sin \beta_j)$ be the direction of the terminal P_j in the network counted clockwise starting from some particular vector. The cost of the network \mathbb{T} in the prescribed topology is given by the formula*

$$\mathfrak{C}(\mathbb{T}) = \left| \sum_{j=1}^n m_j z_j (\cos \beta_j + \mathbf{i} \sin \beta_j) \right|. \quad (5.13)$$

The results of Corollaries 3.1 and 3.2 from Section 3 can evidently be upgraded to the “weighted” version. For instance, one has

$$\sum_{j=1}^n m_j (\cos \beta_j + \mathbf{i} \sin \beta_j) = 0. \quad (5.14)$$

To justify the result of the theorem, we suggest here some *plausible reasonings*.

Example 5.3 *Find the cost of the optimal network that minimize the function*

$$m_1|P_1W_1| + m_2|P_2W_1| + m_3|P_3W_2| + m_4|P_4W_2| + m_5|P_5W_3| + \tilde{m}_{1,3}|W_1W_3| + \tilde{m}_{2,3}|W_2W_3| \quad (5.15)$$

for the following configuration:

$$\left\{ \begin{array}{c|c|c|c|c|c} P_1 = (1, 6) & P_2 = (5, 1) & P_3 = (11, 1) & P_4 = (15, 3) & P_5 = (7, 11) & \tilde{m}_{1,3} = 10 \\ m_1 = 10 & m_2 = 9 & m_3 = 8 & m_4 = 7 & m_5 = 13 & \tilde{m}_{2,3} = 12 \end{array} \right\}.$$

Solution. Existence of the optimal network and coordinates of the corresponding facilities W_1, W_2, W_3 are established in [9]. We will discuss here only the minimal cost calculation.

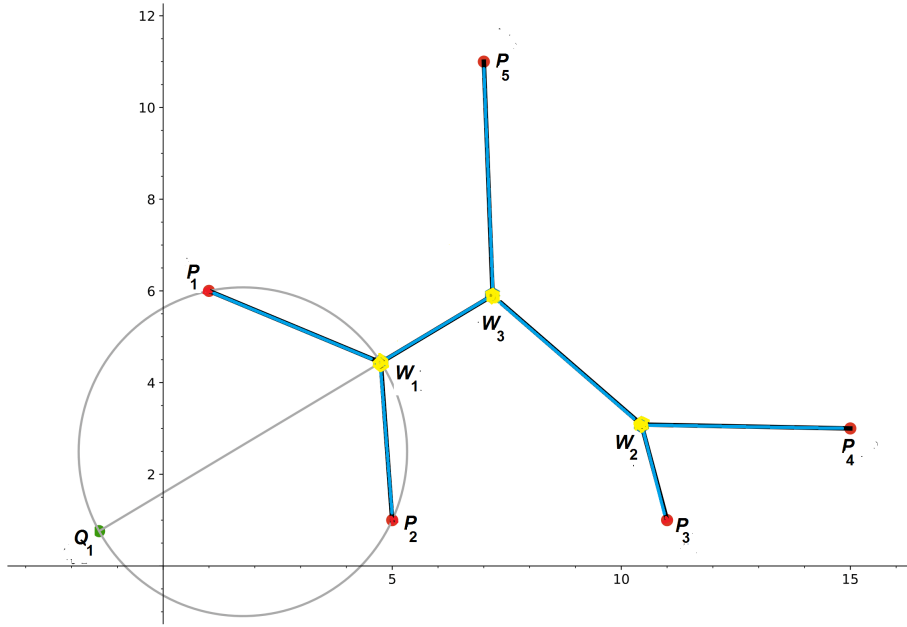


Figure 11. Weber network construction for five terminals (Example 5.3).

Replace a pair of the terminals P_1 and P_2 by the *phantom terminal* Q_1 defined by the formula (5.4) where the substitution $m_3 \rightarrow \tilde{m}_{1,3}$ is made, and assign this weight to Q_1 . The minimal cost of the new {4-terminals, 2-facilities}-network minimizing the function

$$\tilde{m}_{1,3}|Q_1W_3| + m_3|P_3W_2| + m_4|P_4W_2| + m_5|P_5W_3|$$

equals the minimal cost of the original network (and facilities W_2, W_3 in both optimal networks coincide). By (5.12),

$$\begin{aligned} \mathfrak{C} = & |\tilde{m}_{1,3}\mathbf{q}_1(\cos(2\pi - \gamma_1) + \mathbf{i}\sin(2\pi - \gamma_1)) + m_5z_5(\cos \gamma_2 + \mathbf{i}\sin \gamma_2) \\ & + m_4z_4(\cos(\pi - \gamma_3) + \mathbf{i}\sin(\pi - \gamma_3)) + m_3z_3(\cos(\pi + \gamma_4) + \mathbf{i}\sin(\pi + \gamma_4))| \end{aligned} \quad (5.16)$$

with the angles $\{\gamma_j\}_{j=1}^4$ displayed in Fig. 12 (a).

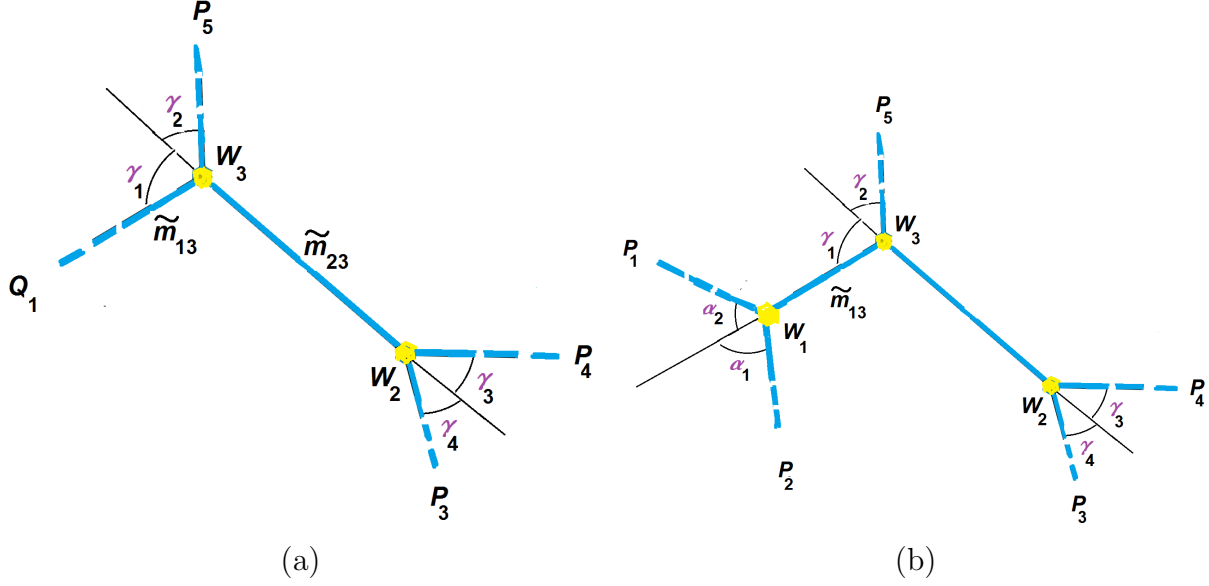


Figure 12. Angles of the trifacility Weber network (Example 5.3).

One has

$$\cos \gamma_1 = \frac{\tilde{m}_{1,3}^2 + \tilde{m}_{2,3}^2 - m_5^2}{2\tilde{m}_{1,3}\tilde{m}_{2,3}}, \quad \cos \gamma_2 = \frac{\tilde{m}_{2,3}^2 + m_5^2 - \tilde{m}_{1,3}^2}{2m_5\tilde{m}_{2,3}},$$

$$\cos \gamma_3 = \frac{m_4^2 + \tilde{m}_{2,3}^2 - m_4^2}{2\tilde{m}_{2,3}m_4}, \quad \cos \gamma_4 = \frac{m_3^2 + \tilde{m}_{2,3}^2 - m_3^2}{2\tilde{m}_{2,3}m_3}$$

and the expressions for the corresponding sine values are represented, using the involved weights, similarly to (5.7). Next we replace \mathbf{q}_1 by the original terminals z_1 and z_2 via (5.4) ($m_3 \rightarrow \tilde{m}_{1,3}$):

$$\mathbf{q}_1 = \frac{1}{\tilde{m}_{1,3}} [m_1(\cos \alpha_2 + \mathbf{i} \sin \alpha_2) + m_2(\cos(2\pi - \alpha_1) + \mathbf{i} \sin(2\pi - \alpha_1))]$$

with the angles α_1, α_2 displayed in Fig. 12 (b) and with

$$\cos \alpha_1 = \frac{\tilde{m}_{1,3}^2 + m_2^2 - m_1^2}{2m_2\tilde{m}_{1,3}}, \quad \cos \alpha_2 = \frac{\tilde{m}_{1,3}^2 + m_1^2 - m_2^2}{2m_1\tilde{m}_{1,3}}.$$

Finally,

$$\mathfrak{C} = |m_1 z_1(\cos(\alpha_2 - \gamma_1) + \mathbf{i} \sin(\alpha_2 - \gamma_1)) + m_2 z_2(\cos(2\pi - \alpha_1 - \gamma_1) + \mathbf{i} \sin(2\pi - \alpha_1 - \gamma_1)) + \dots|$$

with the rest of the terms coinciding with those from (5.16). The terminal direction assignment rule from Theorem 5.1 is fulfilled: these angles are counted starting from the line W_2W_3 . Substitution

of the expressions for sine and cosine functions in terms of all the involved weights yields the cost representation by radicals. For our particular example,

$$\begin{aligned} \mathfrak{c} = & \left| -\frac{1331}{16} - \frac{281}{64}\sqrt{231} - \frac{45}{64}\sqrt{319} - \frac{3}{4}\sqrt{143} - \frac{9}{80}\sqrt{319}\sqrt{231} \right. \\ & \left. + \mathbf{i} \left(\frac{5587}{64} + \frac{219}{80}\sqrt{231} - \frac{9}{16}\sqrt{319} + \frac{3}{2}\sqrt{143} + \frac{9}{64}\sqrt{319}\sqrt{231} \right) \right| \approx 267.229644. \end{aligned}$$

□

The result of the theorem remains valid even for the networks without the imposed restriction on their topologies. For instance, the unifacility Weber problem (generalized Fermat-Torricelli problem) for $n \geq 4$ terminals as that of finding

$$\min_{W \in \mathbb{R}^2} \sum_{j=1}^n m_j |P_j W|, \quad (5.17)$$

in the case of existence of solution $W_* = (x_*, y_*) \notin \{P_j\}_{j=1}^n$, has the value (5.13) equal to

$$\left| \sum_{j=1}^n m_j z_j (\cos \beta_j + \mathbf{i} \sin \beta_j) \right| \stackrel{(5.14)}{=} \left| \sum_{j=1}^n m_j (z_j - z_*) (\cos \beta_j + \mathbf{i} \sin \beta_j) \right|, \quad z_* := x_* + \mathbf{i} y_*.$$

If the direction $(\cos \beta_j, \sin \beta_j)$ of the terminal P_j is counted starting from the x -axis, then $2\pi - \beta_j$ is just the argument of the number $z_j - z_*$.

However, the posed restriction on the network topology is significant for the constructive computation of the directions of the terminals in the network. Indeed, in the case of networks possessing the claimed property, formulas for the direction of any terminal can be represented by radicals via the weights of the problem provided that these directions are counted starting from any edge of the optimal network. Note that the coordinates of facilities are not required for this aim, the only assurance of the existence of the network in the prescribed topology matters.

This is not the case for the networks with facilities of the degree higher than 3. Even the problem (5.17) cannot be resolved by radicals for general case of $n = 4$ terminals. For instance, when the weight m from Example 5.2 increases continuously from the initial value $m = 4$, the facilities W_1 and W_2 of the corresponding optimal bifacility networks tend to a collision point W_* at the value $m = m_*$. The point W_* is the solution to the unifacility Weber problem (5.17) with $n = 4$. Coordinates of W_* satisfy the 10th degree algebraic equations over \mathbb{Z} ; so do the critical value $m_* \approx 4.326092$ [9].

6 Conclusions

1. Though the deduced formulas for the length or cost of optimal networks do not require the coordinates of any network facility, it is possible to generate them in the above exploited complexification

ideology. For instance, in the complex plane, the Steiner point of the triangle $P_1P_2P_3$ (in the case of its existence and provided that the triangle vertices are numbered counterclockwise) is given as

$$\frac{\mathbf{i}}{\sqrt{3}} (\varepsilon_2 z_2 - \varepsilon_1 z_1 + (\bar{z}_1 - \bar{z}_2) \mathcal{L} / \bar{\mathcal{L}})$$

where $\mathcal{L} := z_3 + \varepsilon_2 z_1 + \varepsilon_1 z_2$ is the expression from formula (2.2), i.e. $|\mathcal{L}|$ is the length of the full Steiner tree. For the terminals of Example 2.1, this formula yields

$$\frac{454 + 250\sqrt{3} + \mathbf{i}(262 + 150\sqrt{3})}{112 + 60\sqrt{3}} = \frac{731 + 95\sqrt{3}}{1703} + \mathbf{i} \frac{293 + 135\sqrt{3}}{1703} \approx 4.108004 + \mathbf{i} 2.416637.$$

2. It looks challenging to find the minimum value for

$$\left| \sum_{j=1}^n z_j \tilde{U}_j \right|$$

in the set of all vectors $(\tilde{U}_1, \dots, \tilde{U}_n) \in \mathbb{C}^n$ such that

$$\left\{ \tilde{U}_j^6 = 1 \right\}_{j=1}^n, \quad \sum_{j=1}^n \tilde{U}_j = 0.$$

It resembles a knapsack problem.

References

- [1] Booth R.S. Analytic formulas for full Steiner trees. *Discr. Comput. Geom/* 1991. V. 6, No 1, pp.69-82
- [2] Brazil M., Graham R.I., Thomas D.A., Zachariasen M. On the history of the Euclidean Steiner tree problem. *Arch. Hist. Exact Sci.* 2014, V. 68, P.327–354
- [3] Gilbert E.N., Pollak H.O. Steiner minimal trees. *SIAM J. Appl. Math.* 1968. V. 16, pp. 1–29
- [4] Dingeldey F. Sammlung von Aufgaben zur Anwendung der Differenzial- und Integralrechnung. Zweiter Teil. Aufgaben zur Anwendung der Integralrechnung. Teubner. Leipzig. 1923
- [5] Launhardt W. Kommercielle Tracirung der Verkehrswege. Zeitschrift f. Architekten u.Ingenieur-Vereinis im Königreich Hannover. 1872. V. 18, pp. 516-534
- [6] Maxwell J.C. On the calculation of the equilibrium and stiffness of frames. *Philos. Mag.*, 1864, V. 27 , pp.294-299.
- [7] Pollak H.O. Some remarks on the Steiner problem. *J. Combin. Theory Ser. A.* 1978. V. 24, pp.278–295
- [8] Uteshev A.Yu. Some analytics for Steiner minimal tree problem for four terminals. 2015. [arXiv:1505.03564](#) [math.CG]
- [9] Uteshev A.Yu., Semenova E.A. Geometry and analytics of the multifacility Weber problem. 2020. [arXiv:1912.12973v2](#) [math.CG]
- [10] Uteshev A.Yu., Semenova E.A. Analytics of the multifacility Weber problem. *LNCS*, Springer, 2020, V.12251, pp. 395–411.
- [11] Weber A. Über den Standort der Industrien. Bd. 1: Reine Theorie des Standorts. 1909. Tübingen. English translation: Friedrich C.J. (Ed.). Alfred Weber’s theory of location of industries. Chicago: The University of Chicago Press, 1929.
- [12] Weng J.F. Steiner trees, coordinate systems and NP-hardness. In *Advances in Steiner Trees*. D.-Z.Du, J.M.Smith, J.H.Rubinstein (eds.) Kluwer. Dordrecht, pp.63-80