

Minimum projective linearizations of trees in linear time

Lluís Alemany-Puig^{a,*}, Juan Luis Esteban^b, Ramon Ferrer-i-Cancho^a

^a*Complexity and Quantitative Linguistics Lab, LARCA Research Group, Computer Science Department, Universitat Politècnica de Catalunya, Jordi Girona 1-3, 08034, Barcelona, Spain*

^b*Computer Science Department, Universitat Politècnica de Catalunya, Jordi Girona 1-3, 08034, Barcelona, Spain*

Abstract

The minimum linear arrangement problem (MLA) consists of finding a mapping π from vertices of a graph to integers that minimises $\sum_{uv \in E} |\pi(u) - \pi(v)|$. For trees, various algorithms are available to solve the problem in polynomial time; the best known runs in subquadratic time in $n = |V|$. There exist variants of the MLA in which the arrangements are constrained to certain classes of projectivity. Iordanskii, and later Hochberg and Stallmann (HS), put forward $O(n)$ -time algorithms that solve the problem when arrangements are constrained to be planar. We also consider linear arrangements of rooted trees that are constrained to be projective. Gildea and Temperley (GT) sketched an algorithm for the projectivity constraint which, as they claimed, runs in $O(n)$ but did not provide any justification of its cost. In contrast, Park and Levy claimed that GT's algorithm runs in $O(n \log d_{max})$ where d_{max} is the maximum degree but did not provide sufficient detail. Here we correct an error in HS's algorithm for the planar case, show its relationship with the projective case, and derive an algorithm for the projective case that runs undoubtedly in $O(n)$ -time.

Keywords: Linear arrangements, Minimum Linear Arrangement Problem, Projectivity, Planarity, One-page embeddings

1. Introduction

A linear arrangement π of a graph $G = (V, E)$ is an ordering of its vertices (it can also be seen as a permutation). In such arrangement, the distance $d(u, v)$ between two vertices u, v can be defined as $d(u, v) = |\pi(u) - \pi(v)|$ where π is mapping from n vertices to integers in $[1, n]$. The minimum linear arrangement problem (MLA) consists of finding a π that minimizes the cost $D = \sum_{uv \in E} d(u, v)$ [5, 2]. In arbitrary graphs, the problem is NP-hard [5]. For trees, various algorithms are available to solve the problem in polynomial time [7, 14, 2]. Goldberg and Klipker devised an $O(n^3)$ algorithm [7]. Later, Shiloach contributed with an $O(n^{2.2})$ algorithm [14]. Finally, Chung contributed two algorithms running in $O(n^2)$ -time and $O(n^\lambda)$ -time, respectively, where λ is any real number satisfying $\lambda > \log 3 / \log 2$ [2]. The latter algorithm is the best algorithm known. For planar linear arrangements, i.e., arrangements where edges do not cross, linear-time algorithms have been proposed [11, 10]. To the best of our knowledge, the first algorithm was put forward by Iordanskii [11]. Sixteen years later, Hochberg and Stallmann (HS) put forward another linear-time algorithm [10].

Later, Gildea and Temperley (GT) [6] sketched an algorithm to solve the problem in projective arrangements of rooted trees. A projective linear arrangement is a planar arrangement where no edge covers the root [12, 13]. Fig. 1(a) shows a projective arrangement while Fig. 1(b) shows an arrangement that is projective if we take vertex 2 as the root but not if we take vertex 1 as the root.

*Corresponding author

Email addresses: lalemany@cs.upc.edu (Lluís Alemany-Puig), esteban@cs.upc.edu (Juan Luis Esteban), rferrer@cs.upc.edu (Ramon Ferrer-i-Cancho)

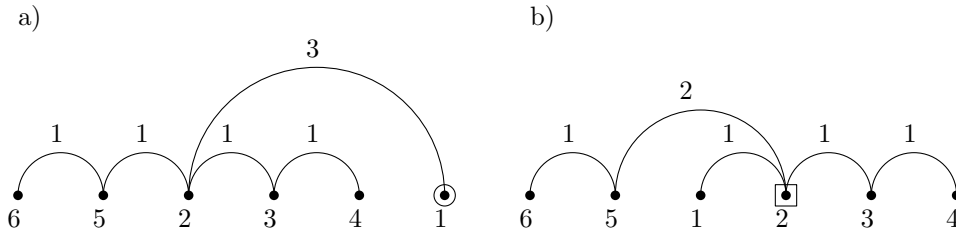


Figure 1: Two different linear arrangements of the same free tree T . a) A minimum projective arrangement of T rooted at 1 with cost $D = 7$; the circled dot denotes the root. b) A minimum planar arrangement of T with cost $D = 6$ under the planarity constraint; the squared dot denotes its (only) centroidal vertex.

The tree shown in Fig. 1 is the smallest tree for which there is a vertex that, when chosen as the root, makes the minimum cost of the projective case be greater than that of the planar case (there are no other 6-vertex trees where that happens). While GT alleged that their sketch runs in $O(n)$ [6, p. 2], Park and Levy (PL) argued that it runs in time $O(n \log d_{max})$, where d_{max} is the maximum degree. However, PL did not give enough detail to support their conclusion [1]. Here we show that this is an overestimation of the actual complexity: the problem can be actually solved in linear time.

The remainder of the article is organized as follows. Section 2 introduces the notation and reviews HS’s algorithm. Section 3 corrects a subalgorithm of HS’s [10]. Section 4 presents a detailed linear-time algorithm for the projective case that stems from HS’s algorithm for the planar case but using an approach based on intervals. Our algorithm for the projective case can be used to solve the planar case: we clarify that HS’s algorithm already contained a subalgorithm for solving the projective case although the authors did not identify it as such in their article [10]. Indeed, their algorithm consists of two main steps: finding a central vertex (as in Iordanskii’s algorithm [11]) and then solving the projective case for the input tree rooted at the center. Therefore, Section 4 unifies, in a sense, HS’s algorithm and GT’s sketch. Put differently, solving the minimization of D on a tree under planarity is equivalent to solving the projective case for a tree rooted on a specific vertex. For instance, the minimum D under planarity for the tree in Fig. 1 is obtained when calculating the minimum D under projectivity when the tree is rooted at the vertex marked with a square in Fig. 1(b). Section 5 draws some general conclusions and indicates some future paths for research.

2. Notation and review

Throughout this paper we use $T = (V, E)$ to denote a free tree, and $T^r = (V, E; r)$ to denote a tree T rooted at a vertex r where $n = |V|$. Free trees have undirected edges, and rooted trees have directed edges; we consider the edges of a rooted tree to be oriented away from the root. In rooted trees, we refer to the parent of a vertex u as $p(u)$; in a directed edge (u, v) , $p(v) = u$. We use T_u^r to denote a subtree of T^r rooted at $u \in V$ (if $u = r$ then $T_u^r = T^r$), and Γ_u to denote the set of neighbors of vertex u in T . We call T_v^r an immediate subtree of T_u^r rooted at v if $(u, v) \in E(T^r)$. Extending the notation in [10], we use $T_{u,1}^r, \dots, T_{u,k}^r$ to denote the k immediate subtrees of a subtree T_u^r of T^r sorted decreasingly by size. We also use $n_1 \geq \dots \geq n_k \geq 1$ to denote their sizes, then n_1 denotes the size of $T_{u,1}^r$; we omit the vertex when referring to immediate subtrees of T^r . Henceforth assume, without loss of generality, that k is even. Recall that $\pi(u)$ is the position of $u \in V$ in the linear arrangement.

Now we summarize the core ideas and tools derived by HS [10]. Firstly (Lemmas 6, 11), the optimal projective arrangement of T^r is obtained by arranging the immediate subtrees of T^r inwards, decreasingly by size and on alternating sides, namely $T_1^r, T_3^r, \dots, r, \dots, T_4^r, T_2^r$ or $T_2^r, T_4^r, \dots, r, \dots, T_3^r, T_1^r$. Immediate subtrees of T^r can be arranged in any of the two orders, whereas immediate subtrees of T_u^r , $u \neq r$ have to be placed according to the side in which u is placed with respect to $p(u)$: if u is placed to $p(u)$ ’s left then the optimal order is $T_{u,1}^r, T_{u,3}^r, \dots, u, \dots, T_{u,4}^r, T_{u,2}^r$ (Fig. 2(a)), and if u is placed to

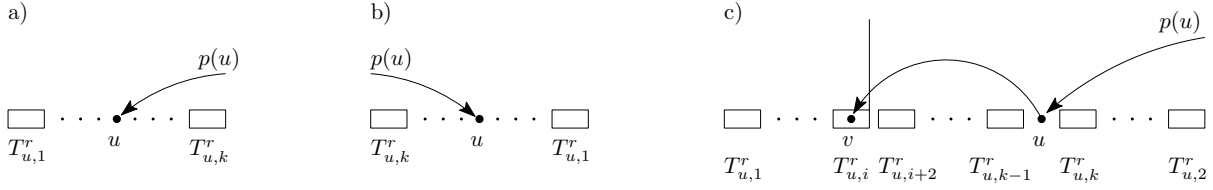


Figure 2: a,b) Optimal arrangements of T_u^r according to the relative position of v with respect to v 's parent. c) Depiction of $(p(u), u), (u, v) \in E$ in an optimal projective arrangement, divided into the anchor (the part of the edge (u, v) to the left of the vertical line), and the coanchor (the part of the edge (u, v) to the right). The length of the anchor of edge $(p(u), u)$ is the sum n_j for even $j \in [2, k]$.

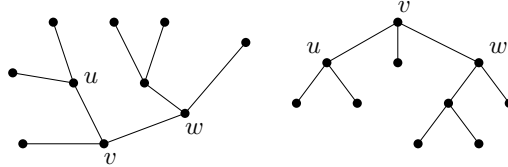


Figure 3: Left: a free tree with $s(u, v) = 7$, $s(v, u) = 3$ and $s(v, w) = s(w, v) = 5$. Right: the free tree rooted at v ; $|V(T_u^v)| = s(v, u)$. Borrowed from [10, Fig. 7].

$p(u)$'s right the optimal order is $T_{u,2}^r, T_{u,4}^r, \dots, u, \dots, T_{u,3}^r, T_{u,1}^r$ (Fig. 2(b)). Notice that the root is not covered in any of these planar arrangements, as required by the projectivity constraint [12, 13].

Secondly [10, Theorem 12], an optimal planar arrangement of a free tree T is obtained when T is rooted at one of its centroidal vertices¹. Therefore, an optimal planar arrangement of a free tree T is an optimal projective arrangement of T^c , where c denotes one (of the possible two) centroidal vertices of T . For the calculation of a centroidal vertex, HS defined $s(u, v)$, which we call *directional size of subtrees*. The directional size $s(u, v)$ in a free tree T , for $\{u, v\} \in E(T)$, is the size of T_u^v (Fig. 3). Notice that $s(v, u) + s(u, v) = n$. They also outlined a way of calculating all of the $s(u, v)$ in $O(n)$ -time [10, Section 6], but did not provide any pseudocode; here we provide it in Algorithm 2.1. Using the $s(u, v)$ for all edges in T , we can construct a sorted adjacency list of the tree which we denote as L (Algorithm 2.2), and with it we calculate one of the centroidal vertices. Pseudocode for the calculation of the centroid is given in Algorithm 2.3. All three algorithms have $O(n)$ -time and $O(n)$ -space complexity.

In order to complete the other algorithms, we need to consider also the rooting of the list L with respect to a vertex w . We denote the resulting list as L^w . This operation is denoted as $\text{ROOTLIST}(L, w)$ in the pseudocode. This operation consists of the action of removing edges of the form $(u, p(u))$ from L , starting at the given vertex w , which acts as a root. In other words, vertex w induces an orientation of the edges oriented towards the leaves, and we have to remove the edges oriented in the opposite direction. This can be done in linear time. We do not give the pseudocode for this operation since it is fairly simple.

3. Minimum planar linear arrangements

In [10], HS present an easy-to-understand algorithm to calculate a minimal planar linear arrangement for any free tree in linear time. The idea behind the algorithm is presented in section 2. The implementation has two procedures, `embed` and `embed_branch`, that perform a series of actions in the following order:

¹In this paper we follow the same terminology and notation as in [8, Pages 35-36]. Therefore, we consider the *center* to be the set of *central* vertices, the vertices whose eccentricity is equal to the radius, and the *centroid* to be the set of *centroidal* vertices, the set of vertices whose weight, i.e., the size of the largest subtree, is minimum.

Algorithm 2.1: Calculation of directional sizes. Cost $O(n)$ -time, $O(n)$ -space.

```

1 Function COMPUTES( $T$ ) is
   Input:  $T$  free tree.
   Output:  $S = \{(u, v, s(u, v)), (v, u, s(v, u)) \mid \{u, v\} \in E\}$ .
2    $S \leftarrow \emptyset$ 
3    $u_* \leftarrow$  choose an arbitrary vertex
4   for  $v \in \Gamma_{u_*}$  do
5      $(-, S') \leftarrow$  COMPUTESU( $T, (u_*, v)$ )
6      $S \leftarrow S \cup S'$ 
7   return  $S$ 
8 Function COMPUTESU( $T, (u, v)$ ) is
   Input:  $T$  free tree,  $(u, v)$  the directing edge.
   Output:  $s = s(u, v)$ ,  $S = \{(u, v, s(u, v)), (v, u, s(v, u)) \mid \{u, v\} \in E(T_v^{u_*})\}$ .
9    $s \leftarrow 1$ 
10  for  $w \in \Gamma_v$  do
11    if  $w \neq u$  then
12       $(s', S') \leftarrow$  COMPUTESU( $T, (v, w)$ )
13       $s \leftarrow s + s'$ 
14       $S \leftarrow S \cup S'$ 
   //  $s = s(u, v)$ ,  $n - s = s(v, u)$ 
15   $S \leftarrow S \cup \{(u, v, s), (v, u, n - s)\}$  // Append at end in  $O(1)$ 
16  return  $(r, S)$ 

```

Algorithm 2.2: Calculation of the sorted adjacency list. Cost $O(n)$ -time, $O(n)$ -space.

```

1 Function SORTEDADJACENCYLIST( $T$ ) is
   Input:  $T$  free tree.
   Output:  $L$ , the decreasingly-sorted adjacency list of  $T$ .
2    $S \leftarrow$  COMPUTES( $T$ ) // Algorithm 2.1
3   Sort the triples  $(u, v, s)$  in  $S$  decreasingly by  $s$  using counting sort [3]
4    $L \leftarrow \{\emptyset\}^n$ 
5   for  $(u, v, s) \in S$  do
6      $L[u] \leftarrow L[u] \cup (v, s)$  // Append at end in  $O(1)$ 
7   return  $L$ 

```

Algorithm 2.3: Calculation of a centroidal vertex. Cost $O(n)$ -time, $O(n)$ -space.

```

1 Function FINDCENTROIDALVERTEX( $T$ ) is
   Input:  $T$  free tree.
   Output: A centroidal vertex of  $T$ .
2    $L \leftarrow$  SORTEDADJACENCYLIST( $T$ ) // Algorithm 2.2
3    $u \leftarrow$  choose an arbitrary vertex
4   while true do
5      $(v, s) \leftarrow$  largest entry in  $L[u]$  //  $O(1)$ -time since  $L[u]$  is sorted
6     if  $s > n/2$  then  $u \leftarrow v$ 
7     else return  $u$ 

```

- Procedure `embed` gets one centroidal vertex, c , uses it as a root and orders its immediate subtrees by size.
- Procedure `embed` puts immediate subtrees with an even index in one side of the arrangement and immediate subtrees with odd index in the other side (the bigger the subtree, the farther away from the centroid), calling procedure `embed_branch` for every subtree.
- Procedure `embed_branch` calculates recursively a displacement of all nodes with respect to the placement of the centroid (of the whole tree) in the linear arrangement.
- Procedure `embed` calculates the centroid's position (the sum of sizes of trees on the left of the centroid) and applies the displacement to the rest of the nodes.

Algorithm 3.1: Step (5) from procedure EMBED.

```

1  $\pi(c) \leftarrow leftSum + 1$ 
2  $relPos[c] \leftarrow 0$ 
3 for each vertex  $v$  do
4    $\pi(v) \leftarrow \pi(c) + relPos[v]$ 

```

From Algorithm 3.1, we can see that vector `relPos` must contain the displacement of all nodes from the position of the centroid in the linear arrangement. Note that this is only the last lines of `embed`. The problem lays in procedure `embed_branch`, which does not calculate correctly the displacement vector `relPos`. In Algorithm 3.2, we give a correct version of procedure `embed_branch`, where changes with respect to HS's version are marked in red. Lines 3 to 6 are needed to calculate the correct displacement. For a vertex $u \neq c$, variable `under_anchor` is the number of nodes of T_u^c between u and c . Adding `under_anchor` to parameter `base` (line 8), we obtain the correct displacement. There is also a slight modification in the recursive calls.

We should note that `embed` needs to calculate a sorted adjacency list L to calculate a centroidal vertex c for T^c (algorithm 2.3). However, in order to calculate the arrangement, we need L to be rooted at c , then we use L^c (see section 2).

In section 4, we give an even simpler algorithm that can be seen as a different interpretation of HS's algorithm as it uses the same idea for ordering the subtrees but instead of calculating displacements for nodes, it only uses the interval of positions where a subtree must be arranged.

Prior to HS's work, Iordanskii [11] presented an algorithm to solve task of minimizing the sum of dependency distances under the planarity constraint. He devised a different approach to solve the same problem: given a free tree, his algorithm roots the tree at its centroid, and then separates the tree into chains of vertices, which have to be arranged in such a way that a planar arrangement is produced. The proper selection of the chains, coupled with the proper arrangement of their vertices, produce a minimal planar arrangement. However, the description of the algorithm in [11] is based on an a strategy that differs markedly from HS (e.g., not considering anchors) and here we have focused on deriving an algorithm for the projective case from HS's algorithm for the planar case.

4. Minimum projective linear arrangements

In this section, we provide complete pseudocode (Algorithm 4.1) for the calculation of an optimal arrangement for *rooted trees*. The pseudocode given can be regarded as a formal interpretation of GT's sketch [6]. Nevertheless, our pseudocode's correctness stems largely from the theorems and lemmas given by HS [10], summarized in Section 2. The algorithm we present here has $O(n)$ -time and $O(n)$ -space complexity, hence our upper bound for the projective case is tighter than that given by PL

Algorithm 3.2: EMBED_BRANCH corrected

```
1 Function EMBED_BRANCH( $L^c, v, base, dir, relPos$ ) is
   Input: (Rooted) sorted adjacency list  $L^c$  for  $T^c$  as described in section 2;  $v$  the root of the
           subtree to be arranged;  $base$  the displacement for the starting position of the
           subtree arrangement;  $dir$  whether or not  $v$  is to the left or to the right of its parent.
   Output:  $relPos$  contains the displacement from the centroid of all nodes of the subtree.
2  $C_v \leftarrow L^c[v]$  // the children of  $v$  decreasingly sorted by size
3  $before \leftarrow after \leftarrow 0$ 
4  $under\_anchor \leftarrow 0$ 
5 for  $i = 1$  to  $|C_v|$  step 2 do
6    $v_i, n_i \leftarrow C_v[i]$  // the  $i$ -th child of  $v$ , and its size  $|V(T_{v_i}^c)|$ 
7    $under\_anchor \leftarrow under\_anchor + dir * n_i$ 
8  $base \leftarrow base + under\_anchor$ 
9 for  $i = |C_v|$  downto 1 do
10   $v_i, n_i \leftarrow C_v[i]$ 
11  if  $i$  is even then
12    EMBED_BRANCH( $L^c, v_i, base - dir * (before + 1), -dir, relPos$ )
13     $before \leftarrow before + n_i$ 
14  else
15    EMBED_BRANCH( $L^c, v_i, base + dir * (after + 1), dir, relPos$ )
16     $after \leftarrow after + n_i$ 
17  $relPos[v] \leftarrow base$ 
```

[1]. In Algorithm 4.1 we give two procedures, where the recursive one can be seen as a combination of HS's methods `embed_branch` and `embed` excluding the calculation of one of the centroidal vertices [10]. Furthermore, using this algorithm to solve the planar is straightforward. Given a free tree T , we simply have to find a centroidal vertex c of T , Algorithm 2.3, where to root the tree and then supply T^c as input of Algorithm 4.1. This is due to the fact that an optimal planar arrangement for T is an optimal projective arrangement for T^c [10].

Our algorithm calculates the arrangement of the input tree T^r using intervals of integers $[a, b]$, where $1 \leq a \leq b \leq n$, that indicate the first and the last position of the vertices of a subtree in the linear arrangement. For the case of T^r , the interval is obviously $[1, n]$, as seen in the first call to the recursive procedure (line 5); said procedure is defined in line 7. The loop starting at line 11 is responsible for arranging all immediate subtrees of T_u^r following the ordering described by HS (Section 2). Now, let T_u^r ($u \neq r$) be a subtree of T^r to be embedded in the interval $[a, b]$, where u , a and b are parameters of the recursive procedure. If one of the immediate subtrees of T_u^r , say T_v^r with $n_v = |V(T_v^r)|$, is to be arranged in the available interval farthest to the left of its parent u , its interval is $[a, a + n_v - 1]$ (line 13); when it is to be arranged in the available interval farthest to the right of u , its interval is $[b - n_v + 1, b]$ (line 14). Notice that the side (with respect to u) to which subtree T_v^r has to be arranged is decided by changing the value of the variable `side`, whose initial value is given in either line 9 or line 10 depending on the side to which u has been placed with respect to its parent (said side is given as the parameter τ to the recursive procedure). After T_v^r is arranged, we need to update the left and right limits of the arrangement of T_u^r : if the subtree T_v^r is arranged to the left of u , the left limit is to be increased by n_v (line 16), and when it is arranged to the right of u , the right limit is to be decreased by n_v (line 17). When all immediate subtrees of T_u^r have been arranged (line 19), only node u needs to be arranged, thus the remaining interval $[a, b]$ has one element, and then

Algorithm 4.1: Linear-time calculation of optimal projective arrangement.

```

1 Function ARRANGEOPTIMALPROJECTIVE( $T^r$ ) is
   | Input:  $T^r$  rooted tree at  $r$ .
   | Output: An optimal projective arrangement  $\pi$ .
2    $L \leftarrow$  SORTEDADJACENCYLIST( $T$ ) //  $T$ 's sorted adjacency list (Algorithm 2.2)
3    $L^r \leftarrow$  ROOTLIST( $L, r$ ) // list  $L$  rooted at  $r$  (see section 2)
4    $\pi \leftarrow \{0\}^n$  // empty arrangement
5   ARRANGE_REC( $L^r, r, \text{right}, 1, n, \pi$ ) // The starting side 'right' is arbitrary.
6   return  $\pi$ 
7 Function ARRANGE_REC( $L^r, u, \tau, a, b, \pi$ ) is
   | Input: (Rooted) sorted adjacency list  $L^r$  as described in section 2;  $u$  the root of the
   | subtree to be arranged;  $\tau$  position of  $u$  with respect to its parent  $p(u)$ ;  $[a, b]$ 
   | interval of positions of the arrangement where to embed  $T_u^r$ ;  $\pi$  the
   | partially-constructed arrangement.
   | Output:  $\pi$  updated with the optimal projective arrangement for  $T_u^r$  in  $[a, b]$ .
8    $C_u \leftarrow L^r[u]$  // the children of  $u$  decreasingly sorted by size
9   if  $\tau$  is right then side  $\leftarrow$  right
10  else side  $\leftarrow$  left
11  for  $i$  from 1 to  $|C_u|$  do
12     $v, n_v \leftarrow C_u[i]$  // the  $i$ -th child of  $u$ , and its size  $n_v = |V(T_v^r)|$ 
13    if side is left then  $\tau_{\text{next}} \leftarrow$  left;  $a_{\text{next}} \leftarrow a$ ;  $b_{\text{next}} \leftarrow a + n_v - 1$ 
14    else  $\tau_{\text{next}} \leftarrow$  right;  $a_{\text{next}} \leftarrow b - n_v + 1$ ;  $b_{\text{next}} \leftarrow b$ 
15    ARRANGE_REC( $L^r, v, \tau_{\text{next}}, a_{\text{next}}, b_{\text{next}}, \pi$ )
16    if side is left then  $a \leftarrow a + n_v$ 
17    else  $b \leftarrow b - n_v$ 
18    side  $\leftarrow$  opposite side
19   $\pi(u) \leftarrow a$ 

```

$a = b$ and $\pi(u) = a$.

The algorithm’s time and space complexities are $O(n)$. First, the sorted adjacency list L of T^r can be computed in $O(n)$ (line 2); obtaining the list L^r (line 3) as explained at the end of section 2 is also $O(n)$. The running time of the recursive function is clearly $O(n)$: the ‘for’ loop (line 11) contains constant-time operations, a single recursive call and, since each loop consists of $d_u = |\Gamma_u|$ iterations (for a vertex u), the total running time is $O(\sum_{u \in V} d_u) = O(n)$ because every vertex is visited only once. The spatial complexity is $O(n)$: sorting and building the adjacency list L^r requires $O(n)$ -space and the recursive function requires extra $O(n)$ -space (for the whole stack of the recursion) in the worst case (for path graphs).

5. Conclusions and future work

To the best of our knowledge, our work is the first to highlight a relationship between the minimum linear arrangement problem under planarity and the same problem under projectivity. We have shown that HS’s algorithm for planarity [10] contains a subalgorithm to solve the projective problem. We suspect that Iordanskii’s algorithm for planarity [11] may also contain a subalgorithm for the projective case. We have corrected a few aspects of HS’s algorithm and we provided a detailed algorithm for the projective case that stems from their work on the planar case and runs undoubtedly in $O(n)$. GT [6] just sketched an algorithm and claimed it to run in linear time. PL [1] added some details but not sufficiently, concluding that it runs in $O(n \log d_{max})$ time, which, as we have seen, overestimates the actual complexity.

It could be the case that a unified approach for planarity and projectivity could also be adopted for the maximum linear arrangement problem [9]. To the best of our knowledge, a polynomial time algorithm for the unrestricted case is not forthcoming. An intriguing question is if the maximum linear arrangement problem on trees can be solved in linear time for the projective and planar case as in the corresponding minimization problem.

Acknowledgements

We are grateful to M. Iordanskii for RFC and LAP are supported by the grant TIN2017-89244-R from MINECO (Ministerio de Economía, Industria y Competitividad). RFC is also supported by the recognition 2017SGR-856 (MACDA) from AGAUR (Generalitat de Catalunya). JLE is funded by the grant PID2019-109137GB-C22 from MINECO.

References

- [1] Y. Albert Park and R. Levy. Minimal-length linearizations for mildly context-sensitive dependency trees. In *Proceedings of the 10th Annual Meeting of the North American Chapter of the Association for Computational Linguistics: Human Language Technologies (NAACL-HLT) conference*, pages 335–343, Stroudsburg, PA, USA, 2009. Association for Computational Linguistics.
- [2] F. R. K. Chung. On optimal linear arrangements of trees. *Comp. & Maths. with Appls.*, 10(1):43–60, 1984.
- [3] Thomas H. Cormen, Charles E. Leiserson, Ronald L. Rivest, and Clifford Stein. *Introduction to Algorithms*. The MIT Press, Cambridge, MA, USA, 2nd edition, 2001.
- [4] J. L. Esteban and R. Ferrer-i-Cancho. A correction on Shiloach’s algorithm for minimum linear arrangement of trees. *SIAM Journal of Computing*, 46(3):1146–1151, 2015.

- [5] M. R. Garey and D. S. Johnson. Some simplified NP-complete graph problems. *Theoretical Computer Science*, pages 237–267, 1976.
- [6] Daniel Gildea and David Temperley. Optimizing grammars for minimum dependency length. In *Proceedings of the 45th Annual Meeting of the Association of Computational Linguistics*, pages 184–191, Prague, Czech Republic, June 2007. Association for Computational Linguistics.
- [7] M. K. Goldberg and I. A. Klipker. Minimal placing of trees on a line. Technical report, Physico-Technical Institute of Low Temperatures. Academy of Sciences of Ukrainian SSR, USSR, 1976. in Russian.
- [8] F. Harary. *Graph Theory*. Addison-Wesley, Reading, MA, 1969.
- [9] R. Hassin and S. Rubinfeld. Approximation algorithms for maximum linear arrangement. *Information Processing Letters*, 80(4):171 – 177, 2001.
- [10] R. A. Hochberg and M. F. Stallmann. Optimal one-page tree embeddings in linear time. *Information Processing Letters*, 87:59–66, 2003.
- [11] M. A. Iordanskii. Minimal numberings of the vertices of trees — Approximate approach. In Lothar Budach, Rais Gatič Bukharajev, and Oleg Borisovič Lupanov, editors, *Fundamentals of Computation Theory*, pages 214–217, Berlin, Heidelberg, 1987. Springer Berlin Heidelberg.
- [12] Marco Kuhlmann and Joakim Nivre. Mildly non-projective dependency structures. In *Proceedings of the COLING/ACL 2006 Main Conference Poster Sessions*, pages 507–514, 2006.
- [13] Igor Mel'čuk. *Dependency Syntax: Theory and Practice*. State University of New York Press, Albany, NY, USA, 1988.
- [14] Y. Shiloach. A minimum linear arrangement algorithm for undirected trees. *SIAM J. Comput.*, 8(1):15–32, 1979.