

# Refined Grey-Box Fuzzing with Sivo

Ivica Nikolić

School of Computing, NUS  
Singapore

Shiqi Shen

School of Computing, NUS  
Singapore

Radu Mantu

University Politehnica of Bucharest  
Romania

Prateek Saxena

School of Computing, NUS  
Singapore

## ABSTRACT

We design and implement from scratch a new fuzzer called Sivo that refines multiple stages of grey-box fuzzing. First, Sivo refines data-flow fuzzing in two ways: (a) it provides a new taint inference engine that requires only logarithmic in the input size number of tests to infer the dependency of all program branches on the input bytes, and (b) it deploys a novel method for inverting branches by solving directly and efficiently systems of inequalities. Second, our fuzzer refines accurate tracking and detection of code coverage with simple and easily implementable methods. Finally, Sivo refines selection of parameters and strategies by parameterizing all stages of fuzzing and then dynamically selecting optimal values during fuzzing. Thus the fuzzer can easily adapt to a target program and rapidly increase coverage. We compare our fuzzer to 11 other state-of-the-art grey-box fuzzers on 27 popular benchmarks. Our evaluation shows that Sivo scores the highest both in terms of code coverage and in terms of number of found vulnerabilities.

## 1 INTRODUCTION

Fuzzing is the automatic generation of test inputs for programs with the goal of finding bugs. With increasing investment of computational resources for fuzzing, tens of thousands of bugs are found in software each year today. We view fuzzing as the problem of maximizing coverage within a given computational budget. The coverage of all modern fuzzers improves with the computation budget allocated. Therefore, we can characterize the quality of a fuzzer based on its *rate of new coverage*, say, the number of new control-flow edges exercised, per CPU cycle on average.

Broadly, there are three types of fuzzers. Black-box fuzzers do not utilize any knowledge of the program internals, and are sometimes referred to as undirected fuzzers. White-box fuzzers perform intensive instrumentation, for example, enabling dynamic symbolic execution to systematically control which program branches to invert in each test. Grey-box fuzzers introduce low-overhead instrumentation into the tested program to guide the search for bug-triggering inputs. These three types of fuzzers can be combined. For instance, recent hybrid fuzzers selectively utilize white-box fuzzers in parallel to stand-alone grey-box fuzzers. Of the three types of fuzzers, grey-box fuzzers have empirically shown promising cost-to-bug ratios, thanks to their low overhead techniques, and have seen a flurry of improved strategies. For example, recent grey-box fuzzers have introduced many new strategies to prioritize seed selection, byte mutations, and so on during fuzzing. Each of these strategies work well for certain target programs, while being

relatively ineffective on others. There is no dominant strategy that works better than all others on all programs presently.

In this paper, we present the design of a new grey-box fuzzer called Sivo that *generalizes* well across many target programs. Sivo embraces the idea that there is no one-size-fits-all strategy that works universally well for all programs. Central to its design is a "parameterization-and-optimization" engine to which many specialized strategies and their optimization parameters can be specified. The engine dynamically selects between the specified strategies and optimizes their parameters on-the-fly for the given target program based on the observed coverage. The idea of treating fuzzing as an optimization problem is not new—in fact, many prior fuzzers employ optimization either implicitly or explicitly, but they do so *partially* [3, 21, 28, 33]. Sivo differs from these works conceptually in that it treats parameterization as a first-class design principle—all of its internal strategies are parameterized. The selection of strategies and determination of all parameter values is done dynamically. We empirically show the power of embracing *complete parameterization* as a design principle in grey-box fuzzers.

Sivo introduces 3 additional novel refinements for grey-box fuzzers. First, Sivo embodies a faster approximate taint inference engine which computes taint (or sensitivity to inputs) for program branches during fuzzing, using number of tests that are only logarithmic in the input size. Such taint information is helpful for directed exploration in the program path space, since inputs influencing certain branches can be prioritized for mutation. Our proposed refinement improves exponentially over a recent procedure to calculate taint (or data-flow dependencies) during fuzzing [11]. Second, Sivo introduces a light-weight form of symbolic interval reasoning which, unlike full-blown symbolic execution, does not invoke any SMT / SAT solvers. Lastly, it eliminates deficiencies in the calculation of edge coverage statistics used by common fuzzers (e.g. AFL [35]), thereby allowing the optimization procedure to be more effective. We show that each of these refinements improve the rate of coverage, both individually and collectively.

We evaluate Sivo on 27 diverse real-world benchmarks comprising several used in recent work on fuzzing and in Google OSS-fuzz [14]. We compare Sivo to 11 other state-of-the-art grey-box fuzzers. We find that Sivo outperforms all fuzzers in terms of coverage on 25 out of the 27 benchmarks we tested. Our fuzzer provides 20% increase in coverage compared to the next best fuzzer, and 180% increase compared to the baseline AFL. Furthermore, Sivo finds most vulnerabilities among all fuzzers in 18 of the benchmarks, and

in 11 benchmark programs finds unique vulnerabilities. This provides evidence that Sivo generalizes well across multiple programs and according to multiple metrics. Our fuzzer is open-source <sup>1</sup>.

## 2 PROBLEM

Fuzzers look for inputs that trigger bugs in target programs. As the distribution of bugs in programs is unknown, fuzzers try to increase the chance of finding bugs by constructing inputs that lead to maximal program code execution. The objective of fuzzers is thus to construct inputs, called *seeds*, that increase the amount of executed program code, called *code coverage*. The coverage is measured based on the control-flow graph of the executed program, where nodes correspond to basic blocks (sets of program statements) and edges exist between sequential blocks. Some of the nodes are conditional (e.g. correspond to if and switch statements) and have multiple outgoing edges. Coverage increases when at some conditional node, called a *branch*, the control flow takes a new edge which is not seen in previous tests—this is called *inverting* or *flipping* a branch.

Grey-box fuzzers assess code coverage by instrumenting the programs and collecting profiling coverage data during the execution of the program on the provided inputs. They maintain a pool of seeds that increase coverage. A grey-box fuzzer selects one seed from its pool, applies to it different operations called *mutations* to produce a new seed, and then executes the program on the new seed. Those new seeds that lead to previously unseen coverage are added to the pool. To specify a grey-box fuzzer one needs to define its seed selection, the types of mutations it uses, and the type of coverage it relies on. All these fuzzing components, we call *stages* or *subroutines* of grey boxes. We consider a few research questions related to different stages of fuzzing.

**RQ1: Impact of Complete Parameterization?** Fuzzers optimize for coverage. There is no single fuzzing strategy that is expected to work well across all programs. So, the use of multiple strategies and optimization seems natural. Existing fuzzers do use dynamic strategy selection and optimize the parameter value selection. For example, MOpt [21], AFLFast [3], and EcoFuzz [33] use optimization techniques for input seed selection and mutations. But, often such parameterization comes with internal constants, which have been hand-tuned on certain programs, and it is almost never applied universally in prior fuzzers. The first question we ask is what would be the result of complete parameterization, i.e., if we encode all subroutines and their built-in constants as optimization parameters.

The problem of increasing coverage is equivalent to the problem of inverting more branches. In the initial stage of fuzzing, when the number of not yet inverted branches is high, AFL mutation strategies (such as mutation of randomly chosen bytes) are successful and often help to invert branches in bulk. However, easily invertible branches soon become exhausted, and different strategies are required to keep the branch inversion going. One way is to resort to targeted inversion. In targeted inversion, the fuzzer chooses a branch and mutates input bytes that influence it. The following two questions are about refining target inversion in grey-box fuzzing.

**RQ2: Efficient Taint Inference?** Several fuzzers have shown that taint information, which identifies input bytes that influence a given variable, is useful to targeted branch inversion [1, 5, 7, 11, 24, 32].

If we want to flip a particular branch, the input bytes on which the branch condition variables depend on can be mutated while keeping the other bytes unchanged. The main challenge, however, is to efficiently calculate the taint information. Classical methods for dynamic taint-tracking incur significant instrumentation overheads whereas static methods have severe false negatives (miss dependencies) due to imprecision. The state-of-the-art fuzzers aim for light-weight techniques for dynamically inferring taint during fuzzing itself. Prior works have proposed methods which require number of tests linear in  $n$ , the size of the seed input [11]. This is extremely inefficient for programs with large inputs. This leads to our second question: Can we compute useful taint information but with exponentially fewer tests?

**RQ3: Efficient Constraint-based Reasoning?** Taint only captures whether a change in certain values of an input byte may lead to a change in the value of a variable. If we are willing to compute more expressive symbolic constraints, determining the specific input values which cause a program branch to flip is possible. The challenge is that computing and solving expressive constraints, for instance first-order SAT/SMT symbolic formulae, is computationally expensive. In this work, we ask: Which symbolic constraints can be cheap to infer and solve during grey-box fuzzing?

**RQ4: Precise coverage measurement?** Grey-box fuzzers use coverage information as feedback to guide input generation. AFL, and almost all other fuzzers building on it, use control-flow edge counts as a common metric. Since there can be many control-flow edges in the program, space-efficient data structures for storing runtime coverage data are important. Recent works have pointed out AFL’s hash-based coverage map can result in collisions [12], which has an unpredictable impact on the resulting optimization. Although sound solutions which avoid both false positives and negatives in edge count coverage are known, they are difficult to implement in modern compilers which process one unit of compilation (e.g. one source file) at a time. How do we compute compressed edge counts with high precision using standard compilers for instrumentation?

## 3 OVERVIEW OF SIVO

Grey-box fuzzers instrument the target program to gather runtime profiling data, which in turn guides their seed generation strategies. The objective of Sivo is generate seeds that increase code coverage by using better and by using more of the profiling data. Sivo addresses the four research questions with four refinements.

**Parametrize-optimize approach (RQ1).** Sivo builds on the idea of complete parameterization of all fuzzing subroutines and strategies, i.e. none of the internal parameters are hard-coded. Sivo selects strategies and parameter values dynamically based on the observed coverage statistics and with the use of standard optimization algorithm. Such complete parameterization and optimization inherently makes Sivo adaptable to the target program and more general, since specialized strategies that work best for the program are prioritized. To answer RQ1, we empirically show in our evaluation that this design principle individually helps Sivo outperform other evaluated fuzzers across multiple target programs.

**Fast Approximate Taint Inference (RQ2).** We devise a fast and approximate taint inference engine TaintFAST based on probabilistic group testing [10]. Instead of testing individually for each input

<sup>1</sup><https://github.com/ivicanikolicsg/SivoFuzzer>

byte, TaintFAST tests for carefully chosen groups of bytes and then combines the results of all tests to infer the taint for each individual byte. This helps to reduce the test complexity of taint inference from  $O(n)$  to  $O(\log n)$  executions of the program, where  $n$  is the number of input bytes. Thus the fuzzer can infer useful taint dependency even for very large inputs using TaintFAST.

**Symbolic Interval Constraints (RQ3).** We propose inferring symbolic interval constraints that capture the relationship between inputs and variables used in branch conditions only. Instead of deductively analyzing the semantics of executed instructions, we take an optimistic approach and infer these constraints from the observed values of the inputs and branch conditional variables. The value-based inference is computationally cheap and tailored for a common case where values of the variables are direct copies of the inputs and when branches have comparison operations ( $=, \neq, <, \leq, >, \geq$ ). We show that such a systems of constraints can be solved efficiently as well, without the use of SAT / SMT solvers.

**Compressed and Precise Edge Count Recording (RQ4).** We tackle both the collision problem and the compressed edge count problem in tracking coverage efficiently during grey-box fuzzing. For the former, we show a simple strategy based on using multiple basic block labels (rather than only one as in AFL) and reduce or entirely eliminate the collisions. For the later, we propose temporary coverage flushing to improve the prospect of storing important edge counts. Although this may appear to be a minor refinement in grey-box fuzzing, we find that it has a noticeable impact experimentally.

## 4 DESIGN

We present the details of our four refinements in Sections 4.1-4.4 and then show the complete design of Srvo in Section 4.5.

### 4.1 The Complete Parameterization Paradigm

There are multiple grey-box strategies used at different stages of fuzzing (e.g. selection of seeds, choice of mutations and their parameters, etc), that depending on the fuzzed program, may or may not be optimal in terms of proving the fastest increase in code coverage. Even during fuzzing of the same program, optimal strategies may change as the set of not-yet inverted branches evolves. Existing grey-box fuzzers are inefficient because they rarely aim to find the best fuzzing strategy at some stage, and never at all stages. Rather, they usually adhere to a small selection of fuzzing strategies and use them according to a hard-coded probability distribution. For instance, AFL chooses the top seed targets according to a speed metric, and during fuzzing repeatedly selects (according to a nearly uniformly random distribution) one of 20 elementary mutations. AFLFast uses different seeds based on underutilized paths. MOpt improves upon AFL, and optimizes the choice of mutations only.

We aim to reduce the above inefficiencies of grey box fuzzers by expanding the number of available strategies considerably and optimizing their selection dynamically. For this, we use two fold approach: 1) introduce parametrized variations of the fuzzer subroutines at all stages of fuzzing, and 2) during fuzzing, optimize the choice of parameters and variables to increase code coverage.

**Parameterization.** We introduce variations of the fuzzer subroutines either by changing some of their hard-coded parameters or by grouping similar subroutines together. When Srvo reaches a

parametrized subroutine it needs to select which variations to execute. Srvo in total makes 17 selections with 68 variations (refer to Table 1), among others, including:

- **Seed prioritization metric:** Choose metric according to speed, number of repetitions, previous success, and so on.
- **Fuzzing approach:** Choose either the *vanilla* or *data-flow* driven approach. The vanilla approach is composed of mutations that do not require information about the dependency of the branches on input bytes, thus in rounds when this approach is selected there is no need to do taint inference, and the time spent on inference is saved. On the other side, data-flow consists of all mutation strategies that rely on dependency information.
- **Vanilla/data-flow mutation strategy:** Choose the mutation of the previously selected approach. For instance, the vanilla approach will allow the fuzzer to choose mutations such as copy-delete of bytes within a single seed, combining different seeds, and so. The data-flow driven approach includes mutation of fixed number of dependent bytes, mutations of bytes of particular branches, and so on.
- **Specific parameters of mutations:** Optimize the internal configurable variables used in each subroutine. For instance, this includes choosing the number of mutated bytes, values of delimiters for copy-delete or combining positions, and so on.

**Optimization.** To optimize all selections (e.g. choice of strategy or subroutine), we use multi armed bandits (MAB). More precisely, each choice provides a reward which is unknown and stochastic. The goal is to maximize the accumulative rewards obtained from all the choices selected. Recall that the objective of Srvo is to maximize the coverage. Hence, as a reward we use the additional coverage acquired from executing the choice. However, this metric alone may not be accurate because some choices incur higher computational overheads. Therefore, as a reward we use the *additional coverage per time unit*. In the conventional MAB, the distributions of rewards are stationary with some unknown mean. In our case, as the fuzzer progresses, it requires more computational effort to reach the remaining unexplored code and increase coverage. In other words, the rewards for the selection choices monotonically decrease over time. Therefore, we model our problem as MAB with *non-stationary* rewards and use discounting to solve it [17].

Besides optimizing for selections, during fuzzing we use genetic algorithms (GA) to optimize any black-box objective functions that arise during inversion of branches. More precisely, we reduce parts of the inversion problem to a black-box optimization and apply GA to speed-up the inversion. In vanilla type fuzzing, we use GA to search for optimal positions of a fixed number of bytes to mutate. For this purpose, as an objective function we use the number of branches that are affected (i.e. change some of their variables) when selected bytes are mutated. As the number of affected branches increases, so does the chance of inverting one of them by mutating the found optimal position bytes. In data-flow fuzzing, with GA we invert non-discriminatory targeted branches. In this case, as an objective function we use the distance of the resulting branch value to the value that corresponds to branch inversion. For instance, for the branch "if(x == 5)", the objective function is  $|x - 5|$ . When the

distances reaches zero, i.e. the minimum of the objective function is reached, the branch is inverted.

## 4.2 Fast Approximate Taint Inference

```

1 // input is the array uint8_t x[1024];
2 A = x[100] + 10; // depends on 1 byte
3 B = (uint32_t *)x[200]; // depends on 4 bytes
4 C = (uint32_t *)x[236]; // depends on 4 bytes
5 ...
6 if ( A == 50 ) // branch depends on 1 byte
7   ...
8 if( B + C < 200 ) // branch depends on 8 bytes
9   ...
10 if( C > 200 ) { // branch depends on 4 bytes
11   ...
12   if( A + C < 400 ) // branch depends on 5 bytes
13     ...
14 }

```

Figure 1: Branches with dependent input bytes.

To infer dependency of branches on input bytes, earlier fuzzers relied on the truth value of branch conditions: if changing the value of a particular byte changes the truth value of a branch, then it is inferred that the branch depends on this byte. For instance, in Fig. 1, to correctly infer the dependency of the branch at line 6, the engine first needs to select for mutation the input byte  $x[100]$  and then to change its value from any other than 40 to 40. GreyOne [11] proposed so-called *fuzzing-driven taint inference* FTI by switching the focus from the truth value of a branch to the value of the variables used in the branch. For instance, FTI determines the dependency of branch at line 6 on  $x[100]$  as soon as this input bytes is mutated, because this will lead to a change of the value of the variable  $A$  that is used in the branch. FTI is sound (no over-taint) and incomplete (some under-taint). Exact reasoning with soundness or completeness is not a concern, since fuzzers only use it to generate tests which are concretely run to exhibit bugs.

The prime issue with FTI, which improves significantly over many other prior data-flow based engines, is efficiency. The taint is inferred by mutating bytes one-by-one in FTI. Thus, to infer the full dependency on all input bytes, the engine will require as many executions as the number of bytes. A seed may have tens of KBs, and there may be thousands of seeds, therefore the full inference may quickly become a major bottleneck in the fuzzer. On the other hand, precise or improved branch dependency may not significantly boost fuzzer bug-finding performance, thus long inference time may be unjustified. Hence, it is critical to reduce the inference time.

**The TaintFAST engine.** We use *probabilistic group testing* [10] to reduce the required number of execution for potential full inference from  $O(n)$  to  $O(\log n)$ , where  $n$  is the number of input bytes. Instead of mutating each byte individually followed by program execution (and subsequent FTI check for each branch condition if any of its variables has changed), we simultaneously mutate multiple bytes, and then execute the program with the FTI check. We choose the mutation positions non-adaptively, according only to the value of  $n$ . This assures that all branches can be processed simultaneously.

Consider the code fragment at Figure 1 (here  $n = 1024$ ). We begin the inference by constructing 1024-bit binary vectors  $V_i$ , where each

bit corresponds to one of the input bytes. A bit at position  $j$  is set iff the input byte  $j$  is mutated (i.e. assigned a value other than the value that has in the seed). Once  $V_i$  is built, we execute the program on the new input (that corresponds to  $V_i$ ) and for each branch check if any of its variables changed value (in comparison to the values produced during the execution of the original seed). If so, we can conclude that the branch depends on some of the mutated bytes determined by  $V_i$ . Note, in all prior works, the vectors  $V_i$  had a single set bit (only one mutated byte). As such, the inference is immediate, but slow. On the other hand, we use vectors with  $\frac{1024}{2} = 512$  set bits and select  $2 \cdot \log_2 1024 = 20$  such vectors. Vectors  $V_{2 \cdot j}, V_{2 \cdot j+1}$  have repeatedly  $2^j$  set bits, followed by  $2^j$  unset bits, but with different starts. For instances, the partial values of the first 10 vectors  $V_i$  are given below:

```

V0 = 10101010101010101010101010101010...
V1 = 01010101010101010101010101010101...
V2 = 11001100110011001100110011001100...
V3 = 00110011001100110011001100110011...
V4 = 11110000111100001111000011110000...
V5 = 00001111000011110000111100001111...
V6 = 11111111000000001111111100000000...
V7 = 00000000111111110000000011111111...
V8 = 11111111111111110000000000000000...
V9 = 00000000000000001111111111111111...
...

```

We execute the resulting 20 inputs and for each branch build 20-bit binary vector  $Y$ . The bit  $i$  in  $Y$  is set if any of the branch values changed after executing the input that corresponds to  $V_i$ . For instance, for the branch at line 6 of Figure 1,  $Y = 10100110100101101010$ . Finally, we decode  $Y$  to infer the dependency. To do so, we initialize 1024-bit vector  $D$  that will hold the dependency of the branch on input bytes—bit  $i$  is set if the branch depends on the input byte  $i$ . We set all bits of  $D$ , i.e. we start by guessing full dependency on all inputs. Then we remove the wrong guesses according to  $Y$ . For each unset bit  $j$  in  $Y$  (i.e. the branch value did not change when we mutated bytes  $V_j$ ), we unset all bits in  $D$  that are set in  $V_j$  (i.e. the branch does not depend on any of the mutated bytes  $V_j$ ).

After processing all unset bits of  $Y$ , the vector  $D$  will have set bits that correspond to potential dependent input bytes. Theoretically, there may be under and over-taint, according to the following information-theoretic argument:  $Y$  has 20 bits of entropy and thus it can encode at most  $2^{20}$  dependencies, whereas a branch may depend on any of the 1024 input bytes and thus it can have  $2^{1024}$  different dependencies. In practice, however, it is reasonable to assume that most of the branches depend only on a few input bytes<sup>2</sup>, and in such a case the inference is more accurate. For branches that depend on a single byte, the correctness of the inference follows immediately from group testing theory<sup>3</sup>. For instance, the branch at line 6 of Fig 1 will have correctly inferred dependency only on byte  $x[100]$ . For branches that depend on a few bytes, we can reduce (or entirely prevent) over-taint by repeating the original procedure while permuting the vectors  $V_i$ . In such a case, each

<sup>2</sup>C-type branches that contain multiple variables connected with AND/OR statements, during compilation are split into subsequent independent branches. Our inference is applied at assembly level, thus most of the branches depend only on a few variables.

<sup>3</sup>The matrix with rows  $V_0, V_1, \dots$  is 1-disjunct and thus it can detect 1 dependency.

repeated inference will suggest different candidates, except the truly dependent bytes that will be suggested by all procedures. These input bytes then can be detected by taking intersection of all the suggested candidates. For instance, for the branch at line 8 (that actually depends on 8 bytes), a single execution of the procedure will return 16 byte candidates. By repeating once the procedure with randomly permuted positions of  $V_i$ , with high probability only the 8 actual candidates will remain.

The above inference procedure makes implicit assumption that *same branches are observed across different executions*. Otherwise, if a branch is not observed during some of the executions, then the corresponding bit in  $Y$  will be undefined, thus no dependency information about the branch will be inferred from that execution. For some branches the assumption always holds (e.g. for branches at lines 6,8 in Figure 1). For other branches, the assumption holds only with some probability that depends on their branch conditions. For instance, the branch at line 12 may not be seen if the branch at line 10 is inverted, thus any of the 20 bits of  $Y$  may be undefined with a probability of  $\frac{200}{232}$ . In general, for any branch that lies below some preceding branches, the probability that bits in  $Y$  will be defined is equivalent to the probability that none of the above branches will be inverted by the mutations<sup>4</sup>. As a rule of thumb, the deeper the branch and the easier to invert the preceding branches are, the harder will be to infer the correct dependency. To infer deeper branches, we introduce a modification based on forced execution. We instrument the code so the executions at each branch will take a predefined control-flow edge, rather than decide on the edge according to the value of the branch condition. This guarantees that the target branches seen during the execution of the original seed file (used as a baseline for mutation), will be seen at executions of all subsequent inputs produced by mutating the original seed. We perform forced execution dynamically, with the same statically instrumented program, working in two modes. In the first mode, the program is executed normally, and a trace of all branches and their condition values is stored. In the second mode, during execution as the branches emerge, their condition values are changed to the stored values, thus the execution takes the same trace as before. No other variables aside from the condition values are changed.

Note that by definition, our taint inference is approximate and our use of forced execution for improving it is not sound. As mentioned before, this is not a concern in fuzzing. We experimentally show that these strategies are effective on several programs.

### 4.3 Solving System of Intervals

It was noted in RedQueen [1], that when branches depend trivially on input bytes (so-called direct copies of bytes) and the branch condition is in the form of equality (either = or  $\neq$ ), then such branches can be solved trivially. For instance, the branch at line 1 of Figure 2, depends trivially on the byte  $x[0]$  and its condition can be satisfied by assigning  $x[0] = 5$  (or inverted by assigning  $x[0] \neq 5$ ). Thus it is easy to satisfy or invert such branches, as long as the dependency is correctly inferred and the branch condition is equality.

Similar reasoning, however, can be applied when the condition is in the form of inequality over integers. Consider the branch at

```

1 if ( x[0] == 5 )
2   ...
3 if( x[1] < 100 )
4   ...
5 if( x[2] > 10 ) {
6   ...
7   if( x[2] <= 200 )
8     ...
9 }

```

Figure 2: Branches and systems of intervals.

line 3 of Figure 2, that depends trivially on the input byte  $x[1]$ . From the type of inequality (which can be obtained from the instruction code of the branch), and the correct dependency on the input byte  $x[1]$  and the constant 100, we can deduce the branch form  $x[1] < 100$ , and then either satisfy it resulting in  $x[1] \in [0, 99]$ , or invert it, resulting in  $x[1] \in [100, 255]$ . Namely, we can represent the solution in a form of interval for that particular input byte.

Often to satisfy/invert a branch we need to take into account not one, but several conditions that correspond to some of the branches that have common variables with the target branch. For instance, to satisfy the branch at line 7, we will end up with two inequalities, and thus two intervals:  $x[2] \in [0, 200]$  corresponding to target branch at line 7, and  $x[2] \in [11, 255]$  corresponding to branch at line 5 that share the same input variable  $x[2]$  with the target branch. A solution exists ( $x[2] \in [11, 200]$ ) because the intersection of the intervals is not empty.

In general, the system is built starting from the target branch, by adding gradually preceding branches that have common input variables with the target branch. Each branch (in)equality is solved independently immediately, resulting in one or two intervals (two intervals only when solving  $x \neq value$ , i.e.  $x \in [0, value - 1] \cup [value + 1, maxvalue]$ ), and then intersection is found with the previous set of intervals corresponding to those particular input bytes. Keeping intervals sorted assures that the intersection will be found fast. Also, each individual intersection can increase the number of intervals at most by 4. Thus the whole procedure is linear in the number of branches. As a result, we can efficiently solve this type of constraints, and thus satisfy or invert branches that depend trivially on input bytes.

Even when some of the preceding branches do not depend trivially on input bytes, solving the constraints for the remaining branches gives an advantage in inverting the target branch. In such a case, we repeatedly sample solutions from the solved constraints and expect that the non-inverted branch constraints will be satisfied by chance. As sampling from the system requires constant time (after solving it), the complexity of branch inversion is reduced only to that of satisfying non-trivially dependent branches.

### 4.4 More Accurate Coverage

AFL uses a simple and an elegant method to record the edges and their counts by using an array showmap. First, it instruments all basic blocks  $B_i$  of a program by assigning them a unique random label  $L_i$ . Then, during the execution of the program on a seed, as any two adjacent basic blocks  $B_j, B_k$  are processed, it computes a hash of the edge  $(B_j, B_k)$  as  $E = (L_j \ll 1) \oplus L_k$  and performs  $showmap[E]++$ .

<sup>4</sup>This holds even in the case of FTI. However, the probabilities there are higher because there is a single mutated byte.

New coverage is observed if the value  $\lfloor \log_2 \text{showmap}[E] \rfloor$  of a non-zero entry  $\text{showmap}[E]$  has not been seen before. If so, AFL updates its coverage information to include the new value, which we will refer to as the logarithmic count.

**Prevent colliding edge hashes.** CollAFL [12] points out that when the number of edges is high, their hashes will start to collide due to birthday paradox, and  $\text{showmap}$  will not be able to signal all distinct edges. Therefore, a fuzzer will fail to detect some of the coverage. CollAFL provides a solution to the problem and proposes to assign the labels  $L_i$  in such a way that no collisions will appear, i.e. all  $(L_j \ll 1) \oplus L_k$  should be distinct. This solution is sound, but in our understanding it is hard to fully implement in practice. The current LLVM does not support intra-module passes, thus uniqueness of hashes can be guaranteed only on the level of single files (even then collisions may appear because CollAFL in part uses greedy algorithm that does not guarantee uniqueness), and all edges that connect basic blocks of different source files can still collide. It is possible to overcome this issue with more ad-hoc approaches<sup>5</sup>, but then the compilation becomes troublesome. Note that since CollAFL does not have publicly available official source code, we could not find the exact approach taken to overcome the issue of separate compilation with LLVM in prior work.

We propose a simpler solution to the collision avoidance problem. Instead of assigning only one label  $L_i$  to each basic block  $B_i$ , we assign several labels  $L_i^1, \dots, L_i^m$ , but use only one of them during an execution. The index of the used label is switched occasionally for all blocks simultaneously. The switch assures that with a high chance, each edge will not collide with any other edge at least for some of the indices. The number of labels required to guarantee that all edges will be unique with a high chance at some switch depends on the number of edges. We provide a combinatorial analysis in the Appendix A on this number. In our actual implementation the size of the  $\text{showmap}$  is  $2^{16}$  and we use  $m = 4$  labels per basic block – on average this allows around 8,000 edges to be mapped uniquely (and even 20,000 with less than 100 collisions), which is sufficiently high quantity for most of the programs considered in our experiments. By default, the index is switched once every 20 minutes.

**Improve compressed edge counts.** The logarithmic count helps to reduce storing all possible edge counts, but it may also implicitly hinder achieving better coverage. This is because certain important count statistics that have the same logarithmic count as previously observed during fuzzing might be discarded. For instance, if the for

```

1 count = 0;
2 for(i=0; i< x; i++)
3   count++;
4
5 if( 13 == count && C1 )
6   F1();
7 else if( 14 == count && C2 )
8   F2();

```

Figure 3: The effects of AFL’s edge count compression.

loop in Figure 3 gets executed 13 times, then AFL will detect this as a

<sup>5</sup>For example, instead of using a compilation script for the whole program, we can manually compile each source file of the program while providing to the compilation a cumulative list of all used labels. This requires intrusive modification to build scripts.

new logarithmic count of  $\lfloor \log_2 13 \rfloor = 3$ , it will update the coverage, save the seed in the pool, and later when processing this seed, the code block  $F1()$  will be executed as soon as the condition  $C1$  holds. On the other hand, afterwards if the for loop gets executed 14 times, then the same logarithmic count  $\lfloor \log_2 14 \rfloor = 3$  is achieved, thus the new seed will not be stored, therefore the chance of executing the code block  $F2()$  is much lower. In other words, to reach  $F2()$ , simultaneously the for loop needs to be executed 14 times and  $C2$  condition needs to hold. Hence,  $F1()$  and  $F2()$  cannot be reached with the same ease despite having similar conditional dependency, only because of AFL’s logarithmic count mechanism.

To avoid this issue, we propose flushing temporarily the coverage information. More precisely, periodically we store the current coverage information, then flush completely all coverage, and during some time generate new coverage from scratch. After exhausting the time budget on new coverage, we keep only the seeds that increase the stored coverage, and continue the fuzzing with the accumulated coverage.

#### 4.5 Design of the Whole Fuzzer Sivo

Sivo implements all the refinements mentioned in Sections 4.1-4. It uses the standard grey-box approach of processing iteratively seeds: in each iteration it selects a seed, applies mutations to it to obtain new seeds, and stores those that increase coverage.

---

##### Algorithm 1: OneIterationSivo ( Seeds, Coverage )

---

```

use_class ← MAB_select( Seed_class )
use_crit ← MAB_select( Seed_criterion )
seed ← Sample( use_class , use_crit, Seeds )
use_strategy ← MAB_select( Fuzzer_strategy )
if use_strategy == Data-flow then
  Taint_inference(seed)
tot_cov_incr ← 0
while time budget left do
  use_mut ← MAB_select( strategy )
  use_mut_params ← MAB_select( use_mut ) // if needed
  new_seed ← Mutate( seed, use_mut, use_mut_params )
  new_coverage ← ProduceCoverage( new_seed )
  cov_incr ← || new_coverage \ Coverage ||
  if cov_incr > 0 then
    Seeds ← Seeds ∪ new_seed
    Coverage ← Coverage ∪ new_coverage
  MAB_update( [use_mut , use_mut_params], cov_incr, while_time )
  tot_cov_incr += cov_incr
MAB_update( [use_class, use_crit, use_strategy] , tot_cov_incr , iter_time )

```

---

In Sivo (refer to the pseudo-code in Algorithm 1), the seed selection is optimized with MAB according to the best class and best criterion. Similar optimization is applied to the selection of mutation strategies and to their parameters. The coverage update information is fed back to the MAB at the end (after each coverage update computation for mutations and their parameters, or the cumulative coverage update at the end of each iteration). In Table 1 we give a list of selections available at different steps of the fuzzer.

Sivo runs the iterations and occasionally executes the code coverage refinements – refer to Algorithm 2. To understand the additional parts introduced by the refinements of Sivo, in Appendix B we provide a pseudo-code of a generic grey-box fuzzer.

**Table 1: Fuzzer procedures and their variations**

Procedure/Parameters	Variation(s)	Description
Seed_class	SC-fast-edges	consider only most efficient seeds for each edge
	SC-fast-multiple-edges	include as well the fastest for each multiplicative edge
	SC-all	consider all seeds
Seed_criterion	Count	choose the least sampled seed
	Speed	sample according to number of executions per second
	Length	sample according to number of bytes
	Crash	consider only seeds that lead to crashes
	Cov	consider only seeds that increase edge count
	Random	sample randomly
Fuzzer_strategy	Vanilla	does not require taint inference
	Data-flow	requires taint inference
Vanilla	Mutate-rand-bytes	mutate random bytes
	Copy-remove	copy and remove byte sequences of current seed
	Combiner	combine multiple seeds at different positions
Data-flow	Mutate-bytes	mutate dependent bytes
	Invert-branches	invert target branches by mutating their dependent bytes
	Invert-branches-GA	invert target branches with GA by minimizing objective function
	Random-sampler	invert multiple (untargeted) branches with random sampling
	System-solver	invert branches with system solver
	Mingler	reuse previously found bytes from other seeds to this seed
Mutate-rand-bytes/Type	MRB-GA	use GA to determine positions of mutated bytes
	MRB-simple	mutate randomly chosen bytes
MRB-GA	1,2,4,8,16,32,64	number of mutated bytes
MRB-simple	True,False	bias selection of bytes according to their previous use
Copy-remove/Number	1,2,4,8,16,32,64	the number of copy/remove operations
Copy-remove/Mode	CR-rand	add random bytes/remove
	CR-real	copy real bytes/remove
	CR-learn	learn and use byte divisors seen previously
	CR-prev	copy/remove at positions previously successful
Combiner/Number	2,3,4,5,6,7,8	the number of different seeds to combine
Combiner/Select	Speed/Inverse-speed	Prefer seeds that are faster/slower to execute
	Length/Inverse-length	Prefer seeds that are shorter/longer
	Select-random	Sample randomly
Combiner/Mode	CM-random	combine at random positions
	CM-learn	learn and use byte divisors to select position
Mutate-bytes/Number	1,2,4,8,16	number of dependent bytes to mutate at once
Mutate-bytes/Type	True,False	bias selection of bytes according to their previous use
System-solver/Type	ST-all	add at once all branches dependent on the target inversion branch
	ST-one	add gradually one by one the unsolved branches
Mingler/Number	1,2,3,4,5,6	number of previous byte solutions to apply at once

## 4.6 Implementation

We implement Sivo in C++ with around 20,000 lines of code. All of the code is written from scratch, with the exception of around 500 lines related to so-called *fork server*<sup>6</sup>, which is based on AFL’s code. Sivo uses static instrumentation to obtain the data about the coverage and branches of the programs. More precisely, three of the four refinements require additional instrumentation of programs to implement their functionality: the accurate code coverage refinement

requires lighter instrumentation, whereas TaintFAST and system solver refinements require heavier instrumentation. For this purpose, we compile a program source code with two different LLVM passes: one that utilizes relatively lightweight instrumentation used only for code coverage, and one with heavier instrumentation that provides information about the branches as well. The compilation is done by a modified version of Clang (in a fashion similar to AFL’s *afl-clang++*). The overheads introduced by the instrumentation are given in Appendix C.

<sup>6</sup>The fork server helps to speed-up execution of programs. It runs once the initialization of system resources (required by *execve*), stores the state, and all subsequent executions of the program are ran starting from the stored state.

---

**Algorithm 2:** Sivo

---

```
Seeds ← Initial_seeds
Coverage ← ProduceCoverage(Seeds)
while true do
  OneIterationSivo ( Seeds, Coverage );
  if time_to_switch_index then
    SwitchIndexInCoverage()
    Coverage ← ProduceCoverage( Seeds )
  if time_to_start_flush then
    Old_coverage, Old_seeds ← Coverage, Seeds
    Seeds ← Initial_seeds
    Coverage ← ProduceCoverage( Seeds )
  if time_to_stop_flush then
    New_coverage ← Coverage \ Old_coverage
    Coverage ← Coverage ∪ Old_covarege
    Seeds ← Old_seeds ∪ GetSeedsThatProduceCov(Seeds,
      New_coverage)
```

---

## 5 EVALUATION

We show that Sivo performs well on multiple benchmarks according to the standard fuzzing metrics such as code coverage (Section 5.2) and found vulnerabilities (Section 5.3). We evaluate the performance of each refinement in Section 5.4.

### 5.1 Experimental setup

**Experiment environment.** All experiments are run on a machine with Ubuntu Desktop 16.04, two Intel Xeon E5-2680v2 CPUs @2.80GHz with 40 cores, 64GB DDR3 RAM @1866MHz and SSD storage. All fuzzers are tested on the same programs, provided with only one initial seed, randomly selected from samples available on the internet. To keep experiments computationally reasonable, while still providing a fair comparison of all considered fuzzers, we performed a two-round tournament-like assessment. In the first round, all fuzzers had been appraised over the course of 12 hours. This interval is chosen based on Google’s FuzzBench periodical reports, which shows that 12 hours is sufficient to decide the ranking of the fuzzers usually [14]. The top 3 fuzzers from the first round that perform the best on average over all evaluated programs progress to the second round, in which they are run for 48 hours.

**Baseline fuzzers.** We evaluate Sivo in relation to 11 notable grey-box fuzzers. In addition to AFL [35], we take the extended and improved AFL family: AFLFast [3], FairFuzz [19], LAF-Intel [18], MOpt [21] and EcoFuzz [33]. Moreover, we include Angora [5] for its unique mutation techniques, Ankou [22] for its fitness function, and a few fuzzers that perform well on Google’s OSS-Fuzz [14] platform such as Honggfuzz [31], AFL++ [14], AFL++\_mopt [14]. To avoid any unfair comparison to grey-box fuzzers with no officially available implementation (e.g., GreyOne [11] and CollAFL [12]<sup>7</sup>) we chose to omit them from our experiments.

**Programs.** Our choice of programs was influenced by multiple factors, such as implementation robustness, diversity of functionality, and previous analysis in other works. We use versions that allow a direct comparison to prior evaluations. Our final selection consists of 27 programs including: binutils (e.g.: readelf,

<sup>7</sup>We found third-party source code of this fuzzer, and closer inspection revealed suboptimal implementation.

nm), parsers and parser generators (e.g.: bson\_to\_json@libbson, bison), a wide variety of analysis tools (e.g.: tcpdump, exiv2, cflow, sndfile-info@libsndfile), image processors (e.g.: img2txt), assemblers and compilers (e.g.: nasm, tic@libncurses), compression tools (e.g.: djpeg, bsdtar), the LAVA-M dataset [9], etc. A complete list of the programs, their version under test, and their input parameters is available in Appendix E.

**Efficiency metrics.** We use two metrics to compare the efficiency of fuzzers: edge coverage and the number of found vulnerabilities. To determine the coverage, we use the logarithmic edge count because this number is the objective in the fuzzing routines of the AFL family of fuzzers<sup>8</sup>. For completeness, in Appendix D we provide as well a simple edge count. The coverage data may be inaccurate due to colliding edges when measured as in AFL. To rectify this, we instrument the target programs to store the full execution traces and compute precise coverage data. In Appendix D we also show the imprecise coverage, measured as in AFL.

We measure the total number of distinct vulnerabilities found by each fuzzer. For this purpose, first we confirm the reported vulnerabilities, i.e. we take all seeds generated by a fuzzer and keep those that trigger a crash by any of the sanitizers ASAN [27], UBSAN [25] and Valgrind [23].<sup>9</sup> Then, for each kept seed, we record the source line in the program that triggers a crash (according to the appropriate sanitizer). Finally, we count the number of found distinct source lines for the crash point.

*Remark.* Some fuzzers [11, 12] report so-called path coverage measured as the number of produced seeds. We find this metric rather inaccurate. For instance, a seed that inverts  $n$  branches often is equivalent to  $n$  seeds that invert a single branch. However, the above path coverage will consider the former as a single path, while the latter as  $n$  paths (thus a fuzzer can easily manipulate this metric). In addition, the instability of this metric can be manifested by supplying to AFL all seeds found previously by AFL – often, the AFL will keep much smaller number of seeds (in some cases only 50% of the supplied seeds), because the path coverage metric is dependent on the order of processing the seeds. Therefore, seed count should not be considered a reliable, standalone metric.

### 5.2 Coverage

We run all 12 fuzzers for 12 hours each, and record the coverage discovered during the fuzzing. The results are reported in Figure 4. We can see that at the end, Sivo provides the best coverage for 25 out of the 27 programs. On average Sivo produces 11.8% higher coverage than the next best fuzzer when analyzed individually for each program. In direct comparison to fuzzers, Sivo outperforms the next best fuzzer MOpt by 20.2%, and EcoFuzz by 30.6%, and outperforms the baseline AFL by producing 180% increase in coverage. For most of the programs, our fuzzer very soon establishes as the top fuzzer. In fact, the time frame needed to create advantage is so short, that the improved coverage refinement of Section 4.4 has still not kicked in, whereas the MAB optimization of Section 4.1 had barely any

<sup>8</sup>In AFL, this is the number of set bits in the accumulative array showmap.

<sup>9</sup>ASAN and UBSAN detect more types of vulnerabilities than Valgrind, however, they also require additional instrumentation during the compilation of the programs. We use ASAN and UBSAN to confirm the vulnerabilities in such programs. For the programs that fail to compile with the additional instrumentation, we use Valgrind as an alternative. This criterion was used for all fuzzers.



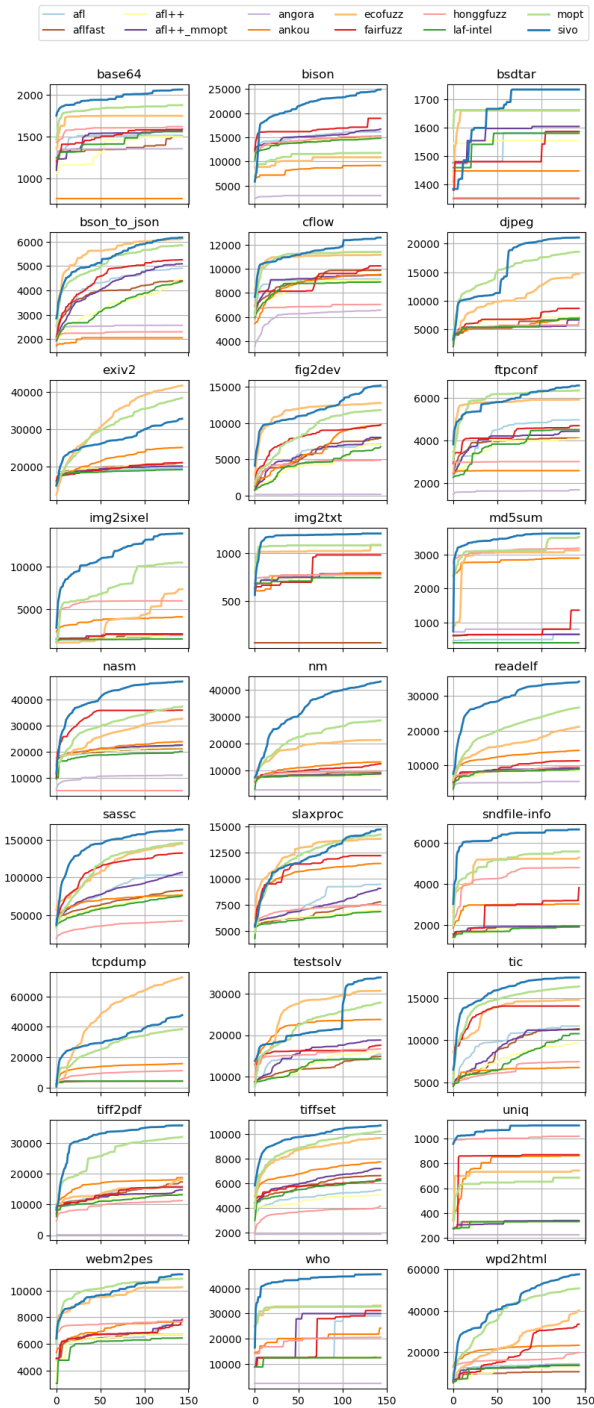


Figure 4: Coverage for all fuzzers during 12 hours of fuzzing (in 5 min increments).

time to feed enough data back to the MABs. Thus, arguably the early advantage of Srvo is achieved due to the parametrize paradigm, as well as the remaining two refinements (TaintFAST and the system solver method).

We test the top three fuzzers Srvo, MOpt, and EcoFuzz on 48-hour runs and report the obtained coverage in Figure 5. We see that Srvo is the top fuzzer for 24 of the programs, with 13.4% coverage increase on average with respect to the next best fuzzer for each program, and 15.7%, and 28.1% with respect to MOpt and EcoFuzz. In comparison to the 12-hour runs, the other two fuzzers managed to reduce slightly the coverage gap, but this is expected (given sufficient time all fuzzers will converge). However, the gap is still significant and Srvo provides consistently better coverage.

### 5.3 Vulnerabilities

We summarize the number of vulnerabilities found by each fuzzer on 25 programs during the 12-hour runs in Table 2. (We removed two programs from Table 2, as none of the fuzzers finds vulnerabilities for them.) Out of 25 evaluated programs, Srvo is able to find the maximal number of vulnerabilities in 18 programs (72%). For comparison, the next best fuzzer MOpt holds top positions in 11 programs (44%) in terms of vulnerability discovery. This indicates that Srvo is significantly more efficient at finding vulnerabilities than the remaining candidate fuzzers as well. However, Srvo achieves less top positions in discovery of vulnerabilities compared to code coverage, but this is not unusual as the objective of Srvo is code coverage, and the correlation between produced coverage and found vulnerabilities is not necessarily strong [15, 16].

We also measure and report in Table 2 the number of vulnerabilities unique to each fuzzer, i.e. bugs that are found only by one fuzzer, and not by any other. This metric signals distinctiveness of each fuzzer—the greater the number of unique vulnerabilities, the more distinct the fuzzer is on vulnerability detection. Out of 25 programs, Srvo discovers at least one unique vulnerability in 11 programs. In total, Srvo finds 31 unique vulnerabilities, while the next best fuzzer is Honggfuzz [31] with 21 vulnerabilities.

### 5.4 Performance of Refinements

Next, we seek to determine the benefits of the refinements from the coverage produced by Srvo. To do this, we tagged each seed produced by Srvo with the refinement that produced it, allowing us to attribute gains in coverage to that refinement. Note that we can only estimate the benefits due to individual strategies. This is not an exact attribution for multiple reasons. The used seeds only suggest which fuzzing strategy at that moment has helped to increase the coverage, however, the same coverage may be discovered later with other strategies. In addition, some coverage is produced due to a combination of more than one refinement.

We provide upper or lower bounds on the percentage of resulting code coverage as estimates of contribution due to each refinement proposed in Srvo. We measure TaintFAST (TI) indirectly, through the coverage produced with all data-flow strategies, thus the estimate is an upper bound on the percentage of coverage. Solving systems of interval refinement (SI) is measured fairly accurately. Finally, we estimate the benefits of accurate coverage refinement (AC) as a percentage of coverage detected in addition to AFL coverage,

**Table 2: The number of found vulnerabilities. The number of unique vulnerabilities (when non-zero) are reported after "/". "-" indicates failure to instrument/run the program. "#Vuln." , "#Vuln. uniq" give the number of all and the number of unique vulnerabilities, respectively. "#Top vuln." shows the number of programs for which the fuzzer finds the maximal number of vulnerabilities. "#Prog. uniq" shows the number of programs for which the fuzzer finds some unique vulnerability.**

Application	Fuzzer											
	AFL	AFL++	AFL++_mopt	AFLFast	FairFuzz	LAF-Intel	MOpt	EcoFuzz	Honggfuzz	Angora	Ankou	Srvo
base64	2	2	2	2	2	2	2	2	2	2	1	2
bison	3	3	3	3	4/1	3	4/1	2	2	1	3	2
bson_to_json	2	1	1	1	2	2	2	1	1	2	1	2
cflow	2	1	1	2	2	1	5	3	2	1	3	6/1
exiv2	6	5	6	5	6	6	11/3	0	-	-	8	8
fig2dev	29/1	24	29	26	30/1	22	35	30/2	43/4	1	40	59/7
ftpconf	2	2	2	2	2	2	2	2	2	2	2	2
img2sixel	1	1	1	1	1	0	16/1	12/1	15/3	-	7	22/6
img2txt	2	2	2	0	4	2	8/2	5/1	3	-	7/3	10/5
md5sum	1	1	1	1	2/1	1	1	1	1	1	1	1
nasm	4	4	5	4	8	4	10	8	2	5/1	9	13/1
nm	4	3	3	4	4	4	6/1	5	3	0	4	6/1
readelf	1	1	1	1	1	1	1	1	1	2/1	1	1
sassc	1	1	1	1	2	1	2	2	1	-	1	5/3
slaxproc	4	3	3	3	3	3	4	3	3	-	6/2	5/1
sndfile-info	0	0	0	0	3	0	8/2	6	13/6	-	1	7
tcpdump	0	0	0	0	0	0	3	1	1	-	1	7/3
testsolv	6	6	6	6	6	6	7	8/1	14/8	-	6	9/2
tic	2	1	2	1	2	2	3	2	2	-	0	3
tiff2pdf	2	2	1	2	1	2	4	3	1	0	3	4
tiffset	1	1	1	1	1	1	1	1	1	0	1	1
uniq	1	1	1	1	1	1	2	3	7	1	2	7
webm2pes	1	1	1	1	1	1	2	2	1	-	1	3/1
who	1	1	1	1	1	1	7	3	6	0	3	7
wpd2html	0	0	0	0	0	0	1/1	1	0	-	1	1
#Vuln.	78	67	74	69	89	68	147	107	127	18	113	193
#Top vuln.	4	3	3	3	6	4	11	4	6	4	4	18
#Vuln. uniq	1	0	0	0	3	0	11	5	21	2	5	31
#Prog. uniq	1	0	0	0	3	0	7	4	4	2	2	11

and we ignore the benefits of compressed edge counts, thus this estimate provides only a lower bound. Lastly, we cannot attribute the benefits of complete parameterization refinement directly since all seeds are produced through this refinement.

We provide two separate estimates: 1) for all coverage, and 2) only for the coverage found by Srvo, but not by any of the other two top fuzzers (i.e. MOpt and EcoFuzz). The second category is important because it may hint which refinements provide advantage to Srvo over the other fuzzers.

The estimates are presented in Table 3. A few interesting conclusion emerge from the table. First, the TI is disproportionately better represented in the additional coverage, that is, Srvo finds a lot of new coverage (in comparison to other fuzzers) with a help of data-flow fuzzing strategies (which are not present in AFL-family of fuzzers), and thus efficient taint inference is valuable. Second, SI improve slightly the coverage, however, this branch inversion strategy has a very strong impact on discovering new coverage for some of the programs. Finally, as expected, AC helps to improve the coverage and its benefit grows with the amount of coverage. In

20 of the tested programs, AC is responsible for adding at least 10% of new coverage.

**Missed coverage.** We also determined the amount of coverage that was produced jointly with the top fuzzers, but not by Srvo—the results are given in the last column of Table 3. Among the 27 programs, only on 6 Srvo misses more than 10% of the joint coverage found by the top fuzzers. From the plots in Figure 5, it seems Srvo has not yet plateaued the coverage discovery for most of these programs, leaving the possibility that with longer testing it may discover part of the missed coverage.

## 6 RELATED WORK

Grey-box fuzzers, starting from the baseline AFL [35], have been the backbone of modern, large-scale testing efforts. To reach a new coverage, AFL chooses a seed from an evolving pool and applies mutation operators numerous times. The fuzzer utilizes around a dozen of different mutations, and uniformly at random selects which to apply at a time. Mutated seeds that lead to a new coverage are added to a pool of interesting seeds. From this pool AFL

**Table 3: Coverage information. The first column (All Coverage) gives the percentages found individually by the three refinements of Srvo. The second column (Additional Cov) give the percentages of coverage found by Srvo, but not found by any of the two top fuzzers. The third column (Missed Cov) gives the coverage found jointly by any of the top fuzzers, but not by Srvo.**

Application	All Coverage				Additional Cov					Missed Cov	
	cov	TI	SI	AC	cov	perct	TI	SI	AC	cov	perct
base64	2120	3.3	2.8	2.9	253	11.9	27.7	23.3	47.4	0	0.0
bison	26371	0.3	0.0	2.7	12063	45.7	0.7	0.1	17.1	137	0.5
bsdtar	1712	0.0	0.0	0.8	68	4.0	0.0	0.0	0.0	0	0.0
bson_to_json	6692	0.6	0.4	0.7	495	7.4	8.1	5.5	4.2	369	5.5
cflow	12731	0.1	0.0	3.3	668	5.2	2.5	0.0	38.6	141	1.1
djpeg	21261	0.2	0.1	2.1	1505	7.1	3.5	0.8	12.4	394	1.9
exiv2	43655	1.1	0.0	5.1	4995	11.4	10.0	0.3	15.1	13102	30.0
fig2dev	15616	0.1	0.0	1.3	1400	9.0	0.9	0.0	6.3	111	0.7
ftpconf	6752	0.2	0.2	3.0	356	5.3	4.5	3.4	49.2	85	1.3
img2sixel	14445	2.5	1.1	2.7	2028	14.0	17.5	7.6	15.9	973	6.7
img2txt	1252	6.2	0.2	13.8	190	15.2	40.5	1.6	78.9	185	14.8
md5sum	3983	6.4	2.9	0.3	540	13.6	47.4	21.1	1.7	69	1.7
nasm	49091	0.0	0.0	7.5	6365	13.0	0.2	0.0	21.9	1501	3.1
nm	46111	5.4	0.7	4.3	13276	28.8	18.7	2.4	11.4	4451	9.7
readelf	35963	4.0	0.2	4.3	4750	13.2	30.6	1.8	17.1	5072	14.1
sassc	184256	0.0	0.0	19.1	21995	11.9	0.2	0.0	29.4	5026	2.7
slaxproc	16303	0.0	0.0	1.8	1477	9.1	0.4	0.0	8.6	365	2.2
sndfile-info	7748	1.9	0.9	1.8	1248	16.1	12.1	5.4	12.4	236	3.0
tcpdump	71625	5.3	0.6	9.1	15798	22.1	23.9	2.6	22.7	28044	39.2
testsolv	39940	0.0	0.0	4.6	1705	4.3	0.0	0.0	25.0	4150	10.4
tic	17742	0.0	0.0	1.9	1251	7.1	0.6	0.0	9.3	550	3.1
tiff2pdf	37756	4.3	0.2	4.3	4296	11.4	38.1	2.1	19.6	3135	8.3
tiffset	11802	9.4	0.4	1.7	1772	15.0	62.8	2.7	13.2	1630	13.8
uniq	1103	14.3	13.4	0.0	283	25.7	55.8	52.3	1.1	0	0.0
webm2pes	12043	3.1	0.7	1.1	1113	9.2	33.7	7.9	6.3	551	4.6
who	43537	15.6	14.2	5.4	7988	18.3	84.9	77.6	12.4	474	1.1
wpd2html	61687	0.1	0.0	5.5	6429	10.4	1.3	0.3	14.9	6145	10.0

iteratively selects seeds for mutation – the selection prioritizes those that have smaller size and faster execution time because they can be fuzzed faster. The AFL-family of fuzzers (e.g. AFLGo [2], AFLFast [3], LAF-Intel [18], MOpt [21], and MTFuzz [28]) improve upon different aspects of the baseline fuzzer. For instance, instead of randomly selecting mutation strategy, MOpt [21] uses particle swarm optimization to guide the selection. MTFuzz [28] trains a multiple-task neural network to infer the relationship between program inputs and different kinds of edge coverage to guide input mutation. Similarly, for the seed selection, AFLFast [3] prioritizes seeds that exercise low-probability paths, CollAFL [12] prioritizes seeds that have a lot of not-yet inverted branches, and EcoFuzz [33] uses multi-armed bandits to guide the seed selection. Common feature for all current fuzzers from the AFL-family is that they optimize at most one of the fuzzing subroutine<sup>10</sup>. In contrast, Srvo first parameterizes all aspects, i.e. introduces many variations of the fuzzing subroutines, and then tries to optimize all the selection of parameters. Even the seed selection subroutines of EcoFuzz and Srvo differ, despite both using multi-armed bandits: EcoFuzz utilizes

MAB to select candidate seed from the pool, whereas Srvo uses MAB to decide on the selection criterion and on the pool of seeds.

Several grey boxes deploy data-flow fuzzing, i.e. infer dependency of branches on input bytes and use it to accomplish more targeted branch inversion. VUzzer [24], Angora [5], BuzzFuzz [13] and Matryoshka [6] use a classical dynamic taint inference engine (i.e. tracks taint propagation) to infer the dependency. Fairfuzz [19], ProFuzzer [32], Eclipser [8] use lighter engine and infer partial dependency by monitoring the execution traces of the seeds. RedQueen [1] and Steelix [20] can infer only dependencies based on exact (often called direct) copies of input bytes in the branches, by mutating individual bytes. Among grey boxes, the best inference in terms of speed, type, and accuracy is achieved by GreyOne [11]. Its engine called FTI is based on mutation of individual bytes (thus fast because it does not track taint propagation) and can detect dependencies of any type (not only direct copies of input bytes). FTI mutates bytes one by one and checks on changes in variables involved in branch conditions (thus accurate because it does not need for the whole branch to flip, only some of its variables). Srvo inference engine TaintFAST improves upon FTI and provides exponential decrease in the number of executions required to infer the full dependency, at a possible expense of accuracy. Instead of testing

<sup>10</sup>This refers to optimization only – some fuzzers improve (but not optimize) multiple fuzzing subroutines.

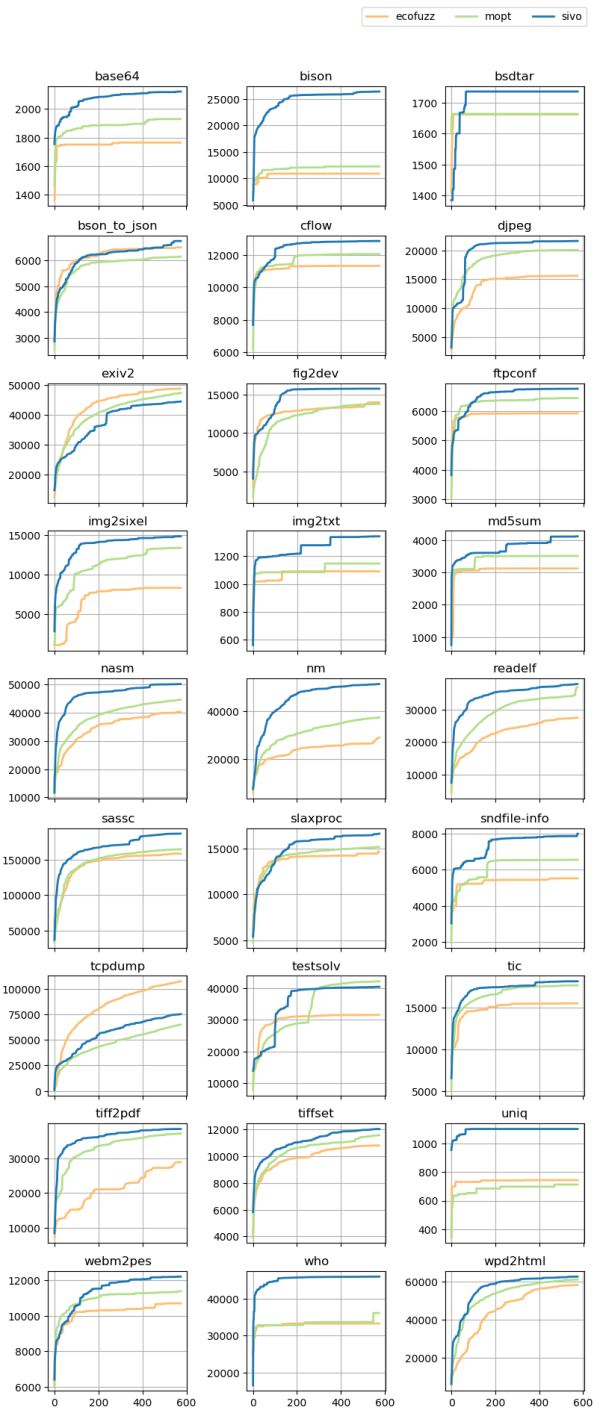


Figure 5: Coverage for top three fuzzers Sivo, MOpt, EcoFuzz during 48 hours of fuzzing.

bytes one by one, TaintFAST uses probabilistic group testing and reduces the number of executions.

Data-flow grey boxes accomplish targeted branch inversion by randomly mutating the dependent bytes. A few fuzzers deploy more advanced strategies: Angora [5] uses gradient-descent based mutation, Eclipse [8] can invert efficiently branches that are linear or monotonic, and GreyOne [11] inverts branches by gradually reducing the distance between the actual and expected value in the branch condition. Sivo uses genetic algorithms to guide the process of inversion based on distance. Some fuzzers, such as RedQueen and Steelix invert branches by solving directly the branch conditions based on equality (called magic bytes). Sivo can solve more complex branch inversion conditions that involve inequalities, without the use of SAT/SMT solvers. On the other hand, white boxes such as KLEE [4], and hybrid fuzzers such as Driller [29] and QSYM [34], use symbolic execution that relies on SMT solvers (thus it may be slow) to perform inversions in even more complex branches.

The AFL-family of fuzzers as well as many other grey boxes track *edge coverage*. In addition, the AFL-family uses bucketization, i.e. besides edges, they track the counts of edges and group them in buckets that have ranges of powers of two. For practical purposes AFL does not record the precise edges (this will require storing whole execution traces which may be slow), but rather it works with hashes of edges (which is quite fast). The process of hashing may introduce collisions as noted by CollAFL [12]. To avoid such collisions, CollAFL proposes to select carefully during the instrumentation the free parameters in the hashing functions. On the other hand, Sivo solution is to switch between different hashing functions during the fuzzing. Instead of tracking edge coverage, a few fuzzers such as Honggfuzz [30], VUzzer [24] and LibFuzzer [26] track block coverage.

## 7 CONCLUSION

We have presented four refinements for grey boxes that boost different fuzzing stages. First, we have shown fast taint engine that requires only logarithmic number of tests in the number of input bytes to infer the dependencies of branches on inputs. Second, we have provided an efficient method for inverting branches when they depend trivially on input bytes and their conditions are based on integer inequalities. Third, we have proposed an improved coverage tracking methods that are easy to implement. Finally, we have show the parametrize-optimize paradigm that allows fuzzers to be more flexible in adopting to target programs and thus to effectively increase coverage. We have implemented the refinements in a fuzzer called Sivo. In comparison to 11 other popular grey-box fuzzers, Sivo scores highest with regards to coverage and to number of found vulnerabilities.

## REFERENCES

- [1] Cornelius Aschermann, Sergej Schumilo, Tim Blazytko, Robert Gawlik, and Thorsten Holz. 2019. REDQUEEN: Fuzzing with Input-to-State Correspondence. In *NDSS*, Vol. 19. 1–15.
- [2] Marcel Böhme, Van-Thuan Pham, Manh-Dung Nguyen, and Abhik Roychoudhury. 2017. Directed greybox fuzzing. In *Proceedings of the 2017 ACM SIGSAC Conference on Computer and Communications Security*. 2329–2344.
- [3] Marcel Böhme, Van-Thuan Pham, and Abhik Roychoudhury. 2017. Coverage-based greybox fuzzing as Markov chain. *IEEE Transactions on Software Engineering* 45, 5 (2017), 489–506.

[4] Cristian Cadar, Daniel Dunbar, Dawson R Engler, et al. 2008. Klee: unassisted and automatic generation of high-coverage tests for complex systems programs. In *OSDI*, Vol. 8. 209–224.

[5] Peng Chen and Hao Chen. 2018. Angora: Efficient fuzzing by principled search. In *2018 IEEE Symposium on Security and Privacy (SP)*. IEEE, 711–725.

[6] Peng Chen, Jianzhong Liu, and Hao Chen. 2019. Matryoshka: fuzzing deeply nested branches. In *Proceedings of the 2019 ACM SIGSAC Conference on Computer and Communications Security*.

[7] Jaeseung Choi, Joonun Jang, Choongwoo Han, and Sang Kil Cha. 2019. Grey-box concolic testing on binary code. In *ICSE*.

[8] Jaeseung Choi, Joonun Jang, Choongwoo Han, and Sang Kil Cha. 2019. Grey-box concolic testing on binary code. In *2019 IEEE/ACM 41st International Conference on Software Engineering (ICSE)*. IEEE, 736–747.

[9] Brendan Dolan-Gavitt, Patrick Hulin, Engin Kirda, Tim Leek, Andrea Mambretti, Wil Robertson, Frederick Ulrich, and Ryan Whelan. 2016. Lava: Large-scale automated vulnerability addition. In *S&P*.

[10] Dingzhu Du, Frank K Hwang, and Frank Hwang. 2000. *Combinatorial group testing and its applications*, Vol. 12. World Scientific.

[11] Shuitao Gan, Chao Zhang, Peng Chen, Bodong Zhao, Xiaojun Qin, Dong Wu, and Zuoning Chen. 2020. GREYONE: Data Flow Sensitive Fuzzing. In *29th USENIX Security Symposium (USENIX Security 20)*. USENIX Association, Boston, MA. <https://www.usenix.org/conference/usenixsecurity20/presentation/gan>.

[12] Shuitao Gan, Chao Zhang, Xiaojun Qin, Xuwen Tu, Kang Li, Zhongyu Pei, and Zuoning Chen. 2018. Collaft: Path sensitive fuzzing. In *2018 IEEE Symposium on Security and Privacy (SP)*. IEEE, 679–696.

[13] Vijay Ganesh, Tim Leek, and Martin Rinard. 2009. Taint-based directed whitebox fuzzing. In *2009 IEEE 31st International Conference on Software Engineering*. IEEE, 474–484.

[14] Google. 2020. OSS-Fuzz - continuous fuzzing of open source software. (2020). <https://github.com/google/oss-fuzz>

[15] Laura Inozemtseva and Reid Holmes. 2014. Coverage is not strongly correlated with test suite effectiveness. In *Proceedings of the 36th international conference on software engineering*. 435–445.

[16] George Klees, Andrew Ruef, Benji Cooper, Shiyi Wei, and Michael Hicks. 2018. Evaluating fuzz testing. In *Proceedings of the 2018 ACM SIGSAC Conference on Computer and Communications Security*. 2123–2138.

[17] Levente Kocsis and Csaba Szepesvári. 2006. Discounted ucb. In *2nd PASCAL Challenges Workshop*, Vol. 2.

[18] lafintel. 2016. Circumventing fuzzing roadblocks with compiler transformations. (2016). <https://lafintel.wordpress.com/>

[19] Caroline Lemieux and Koushik Sen. 2018. Fairfuzz: A targeted mutation strategy for increasing greybox fuzz testing coverage. In *Proceedings of the 33rd ACM/IEEE International Conference on Automated Software Engineering*. 475–485.

[20] Yuekang Li, Bihuan Chen, Mahinthan Chandramohan, Shang-Wei Lin, Yang Liu, and Alwen Tiu. 2017. Steelix: program-state based binary fuzzing. In *Proceedings of the 2017 11th Joint Meeting on Foundations of Software Engineering*. 627–637.

[21] Chenyang Lyu, Shouling Ji, Chao Zhang, Yuwei Li, Wei-Han Lee, Yu Song, and Raheem Beyah. 2019. {MOPT}: Optimized mutation scheduling for fuzzers. In *28th {USENIX} Security Symposium ({USENIX} Security 19)*. 1949–1966.

[22] Valentin JM Manès, Soomin Kim, and Sang Kil Cha. 2020. Ankou: guiding grey-box fuzzing towards combinatorial difference. In *Proceedings of the ACM/IEEE 42nd International Conference on Software Engineering*. 1024–1036.

[23] Nicholas Nethercote and Julian Seward. 2007. Valgrind: a framework for heavy-weight dynamic binary instrumentation. In *PLDI*.

[24] Sanjay Rawat, Vivek Jain, Ashish Kumar, Lucian Cojocar, Cristiano Giuffrida, and Herbert Bos. 2017. VUzzer: Application-aware Evolutionary Fuzzing. In *NDSS*, Vol. 17. 1–14.

[25] Andrey Ryabinin. 2014. UBSan: run-time undefined behavior sanity checker. (2014). <https://lwn.net/Articles/617364/>

[26] Kosta Serebryany. 2016. Continuous fuzzing with libfuzzer and addresssanitizer. In *2016 IEEE Cybersecurity Development (SecDev)*. IEEE, 157–157.

[27] Konstantin Serebryany, Derek Bruening, Alexander Potapenko, and Dmitriy Vyukov. 2012. AddressSanitizer: A fast address sanity checker. In *USENIX ATC*.

[28] Dongdong She, Rahul Krishna, Lu Yan, Suman Jana, and Baishakhi Ray. 2020. MTFuzz: Fuzzing with a Multi-Task Neural Network. In *FSE*.

[29] Nick Stephens, John Grosen, Christopher Salls, Andrew Dutcher, Ruoyu Wang, Jacopo Corbetta, Yan Shoshitaishvili, Christopher Kruegel, and Giovanni Vigna. 2016. Driller: Augmenting Fuzzing Through Selective Symbolic Execution. In *NDSS*, Vol. 16. 1–16.

[30] Robert Swiecki. 2017. Honggfuzz: A general-purpose, easy-to-use fuzzer with interesting analysis options. URL: <https://github.com/google/honggfuzz> (visited on 06/21/2017) (2017).

[31] Robert Swiecki. 2020. Honggfuzz: Security oriented software fuzzer. Supports evolutionary, feedback-driven fuzzing based on code coverage (SW and HW based). (2020). <https://honggfuzz.dev/>

[32] Wei You, Xueqiang Wang, Shiqing Ma, Jianjun Huang, Xiangyu Zhang, XiaoFeng Wang, and Bin Liang. 2019. Profuzzer: On-the-fly input type probing for better

zero-day vulnerability discovery. In *2019 IEEE Symposium on Security and Privacy (SP)*. IEEE, 769–786.

[33] Tai Yue, Pengfei Wang, Yong Tang, Enze Wang, Bo Yu, Kai Lu, and Xu Zhou. 2020. EcoFuzz: Adaptive Energy-Saving Greybox Fuzzing as a Variant of the Adversarial Multi-Armed Bandit. In *29th {USENIX} Security Symposium ({USENIX} Security 20)*.

[34] Insu Yun, Sangho Lee, Meng Xu, Yeongjin Jang, and Taesoo Kim. 2018. {QSYM}: A practical concolic execution engine tailored for hybrid fuzzing. In *27th {USENIX} Security Symposium ({USENIX} Security 18)*. 745–761.

[35] Michal Zalewski. 2019. American fuzzy lop (2.52b). (2019). <https://lcamtuf.coredump.cx/afl/>

## A ANALYSIS OF MULTI-LABEL BLOCK ASSIGNMENT

When each basic block  $B_i$  is assigned an  $n$ -bit random label  $L_i$ , by the birthday paradox collisions on hashed edges  $L_j \lll \oplus L_k$  will appear once the number of edges  $2^t$  reaches around  $2^t \geq 2^{\frac{n}{2}}$ . Roughly, the expected number of collisions is around  $2^t \cdot 2^t / 2^n = 2^{2t-n}$ . If we assign an additional (second) label to each basic block, then there will be roughly  $2^{2t-n}$  colliding edge hashes on the second label as well. However, among the colliding hash edges on the first and the second label, there will be only  $2^{2t-n} \cdot 2^{2t-n} / 2^t = 2^{3t-2n}$  common edges. Thus, if  $3t - 2n < 0$ , i.e.  $t < \frac{2n}{3}$ , then on average there will not be any common edges, and hence for at least one of the assignments (either the first or the second), each edge will have unique hash. Similar analysis applies for larger number of labels. In general, if each block is assigned  $m$  labels of  $n$  random bits each, and the number of edges is smaller than  $2^{\frac{m}{m+1}n}$ , then on average each hashed edge will be unique at least for one of the labels.

We can also obtain a strict analysis is of the collision-free multi-label assignment. To do so, we compute the probability that each additional hashed edge does not collide with any other previous hashed edge at least on one of the labels. If there are already  $k$  such hashed edges, then the probability that the next  $k + 1$  will also be good is  $1 - (\frac{k}{2^n})^m$ . This is computed from the opposite event (that the  $k + 1$ -th hash collides on all  $m$  labels with some of the  $k$  hashes). Thus the probability that all  $2^t$  edges will be unique on at least one of the  $m$  labels is:

$$\prod_{k=1}^{2^t-1} \left(1 - \left(\frac{k}{2^n}\right)^m\right) \quad (1)$$

We could not reduce the above formula (1) further (unlike the case of  $m = 1$  where Sterling approximation can be used), however we can calculate numerical values of the probability for different values of the parameters  $n, t, m$ . In the case of SIVO,  $n = 16, m = 4$ , and therefore, even when there are  $t = 8000$  edges, the probability that all of them will be unique on some label is around 0.701. For larger range of computed probabilities refer to Table 4.

**Table 4: Calculated values of the probability (1)**

$m/t$	3000	4000	5000	6000	7000	8000	9000	10000
1	0.000	0.000	0.000	0.000	0.000	0.000	0.000	0.000
2	0.123	0.007	0.000	0.000	0.000	0.000	0.000	0.000
3	0.931	0.797	0.574	0.317	0.119	0.026	0.003	0.000
4	0.997	0.989	0.967	0.919	0.834	0.701	0.527	0.338
5	1.000	0.999	0.998	0.994	0.984	0.965	0.929	0.871

## B PSEUDO-CODE OF GENERIC GREY-BOX FUZZER

**Algorithm 3:** OneIterationGenericFuzz( Seeds, Coverage )

```

seed ← Sample( ConstantCriterion , Seeds )
Taint_inference(seed) // if dataflow fuzzer
while time budget left do
  use_mut ← Sample( strategy )
  new_seed ← Mutate( seed, use_mut, ConstantParams )
  new_coverage ← ProduceCoverage(new_seed)
  cov_increase ← || new_coverage \ Coverage ||
  if cov_increase > 0 then
    Seeds ← Seeds ∪ new_seed
    Coverage ← Coverage ∪ new_coverage

```

**Algorithm 4:** GenericFuzzer

```

Seeds ← Initial_seeds
Coverage ← ProduceCoverage(Seeds)
while true do
  OneIterationGenericFuzz( Seeds, Coverage );

```

## C INSTRUMENTATION OVERHEAD

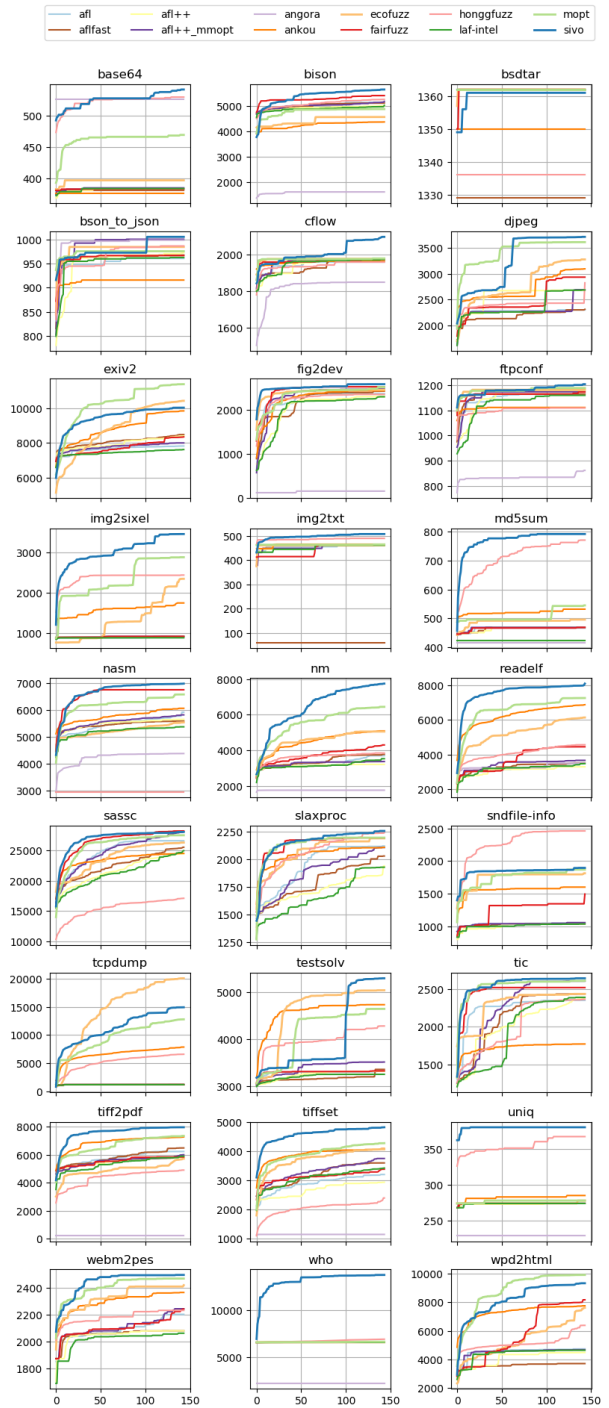
Each of the 27 evaluated programs is instrumented and compiled with two different passes: lighter and heavier. We measured experimentally the usage and the overhead of the two instrumentations averaged over all 27 tested programs, and provide the data in Table 5. We give the percentage of usage of the two instrumentations as well as their overhead on top of normal, uninstrumented program and on top of the standard AFL code coverage instrumentation, measured according to the execution times of the compiled programs. We can see that the lighter instrumentation is 73 % slower than the uninstrumented program and 39 % slower than AFL instrumentation, whereas heavier is 270 % and 190 % slower, respectively. On the other hand, the versions with lighter instrumentation are executed far more frequently (78% vs 22%), thus we can conclude that on average Sivo introduce 116 % overhead on top of the uninstrumented programs, and 72 % on top of AFL.

**Table 5: Instrumentation Statistics**

Type	Usage	Overhead uninstr.	Overhead AFL
Lighter	78%	73%	39%
Heavier	22%	270%	190%

## D ALTERNATIVE COVERAGE

In Figure 6 we show the simple edge count for fuzzers on 12-hour runs. Sivo is top fuzzer for 21 of the programs in the 12-hour runs. In comparison to Figure 4, Sivo loses 4 top spots, 2 of which are with a margin of less than 1%. In Figure 7 we show the coverage measured imprecisely as in AFL for fuzzers on 12-hour runs. Sivo is top fuzzer for 17 out of 24 programs (we had problems compiling 3



**Figure 6: Edge count for all fuzzers during 12 hours of fuzzing.**

of the programs). In comparison to Figure 4, Sivo loses 6 top spots. This is a result of colliding edge hashes and the inability of AFL coverage engine to detect and handle such collisions.

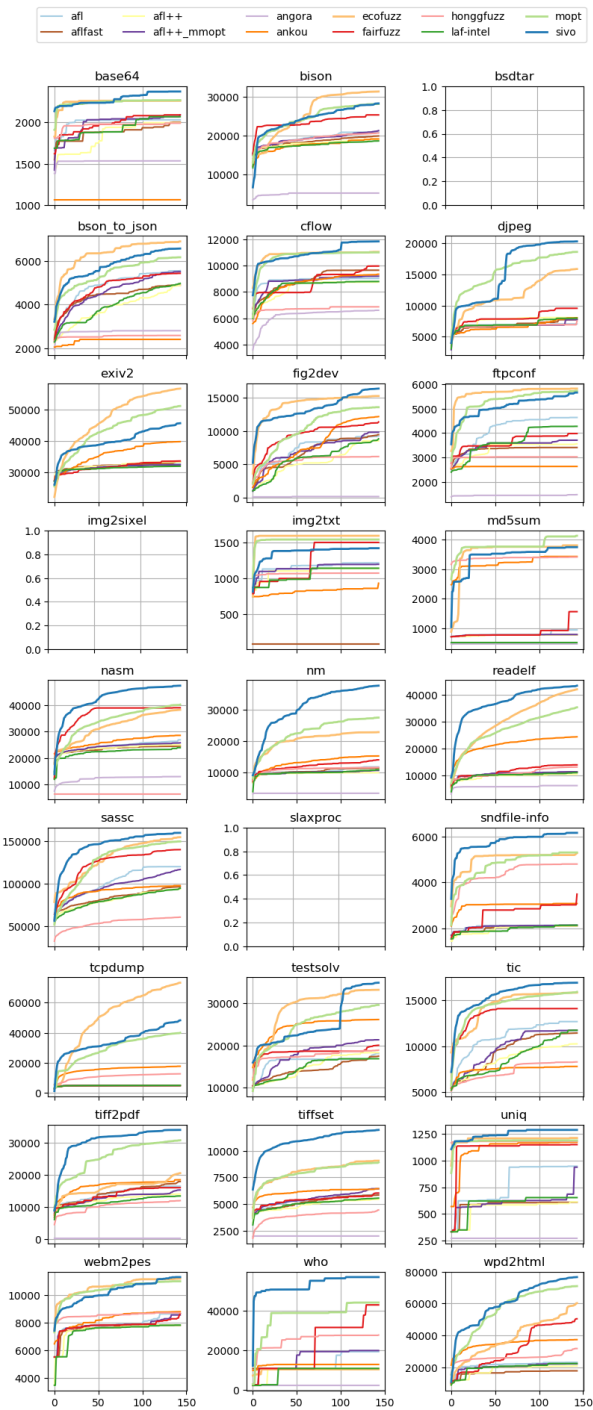


Figure 7: AFL coverage for all fuzzers during 12 hours of fuzzing.

## E TESTED PROGRAMS

Program	Version	Input line (as in AFL)
base64	LAVA-M	-d @@
bison	bison 3.0.5	@@
bsdtar	libarchive 3.4.3	-acf bsdtar.tar @@
bson_to_json	libbson 1.8	@@
cflow	cflow 1.5	@@
djpeg	libjpeg 2.0.90	-colors 234 -rgb -gif -outfile djp.gif @@
exiv2	exiv2 0.27.3	-pt @@
fig2dev	fig2dev 3.2.7a	@@
ftpconf	libconfuse 3.2.2	@@
img2sixel	libsixel 1.8.2	@@
img2txt	libcaca 0.99beta19	@@
md5sum	LAVA-M	-c @@
nasm	nasm 2.14rc15	-f elf64 @@ -o nasm.o
nm	binutils 2.31	-DC @@
readelf	binutils 2.31	-a @@
sassc	libsass 3.5	@@
slaxproc	libslax 0.22.0	-c @@
sndfile-info	libsndfile 1.0.28	@@
tcpdump	tcpdump 4.10.0rc1	-AnettttvvvXXr @@
testsolv	libsolv 0.7.2	@@
tic	ncurses 6.1	-o tic.out
tiff2pdf	libtiff 4.0.9	@@
tiffset	libtiff 4.0.9	-s 315 whatever @@
uniq	LAVA-M	@@
webm2pes	libwebm 1.0.0.27	@@ webm2pes.out
who	LAVA-M	@@
wpd2html	libwpd 0.10.1	@@