

Building population models for large-scale neural recordings: opportunities and pitfalls

Cole Hurwitz, Nina Kudryashova, Arno Onken and Matthias H. Hennig*

University of Edinburgh, Institute for Adaptive and Neural Computation

Edinburgh, EH8 9AB, United Kingdom

Correspondence: *m.hennig@ed.ac.uk

February, 2021

Abstract

Modern extracellular recording technologies now enable simultaneous recording from large numbers of neurons. This has driven the development of new statistical models for analyzing and interpreting neural population activity. Here we provide a broad overview of recent developments in this area. We compare and contrast different approaches, highlight strengths and limitations, and discuss biological and mechanistic insights that these methods provide. While still an area of active development, there are already a number of powerful models for interpreting large scale neural recordings even in complex experimental settings.

Introduction

The availability of dense microelectrode arrays with high channel counts now allows for studying populations of neurons with the temporal precision of single spike times [41, 68]. Statistical models have emerged as an essential tool to represent selected characteristics of neural population activity.

Informally, statistical models of population activity can be grouped into two categories: correlation models and latent variable models. Correlation models aim to capture the statistical structure of the population activity, a formidable task given the large space of all possible activity patterns. For just 20 neurons, there are over one million possible spiking patterns; This number grows to over one billion for a population of 30 neurons. A key ingredient of tractable correlation models is a restricted parameter set modeling relevant quantities such as pairwise couplings.

Latent variable models take the opposite approach, aiming to reduce the complexity of the data by identifying a small number of essential factors that underlie the observed activity. This is also a difficult task as there are a myriad of decisions when designing such a model. For instance, it is not clear how many factors underlie the observed data, how these factors should be modeled, and what their contribution is to the observed neural population activity.

In this review, we first discuss the often neglected process of obtaining single neuron activity (and other modeling data) from high-density recordings. Next, we provide an overview of the most recent developments in correlation and latent variable modeling. Finally, we address the important question of how the predictions and parameters of these models give rise to mechanistic insights about the underlying neural circuitry.

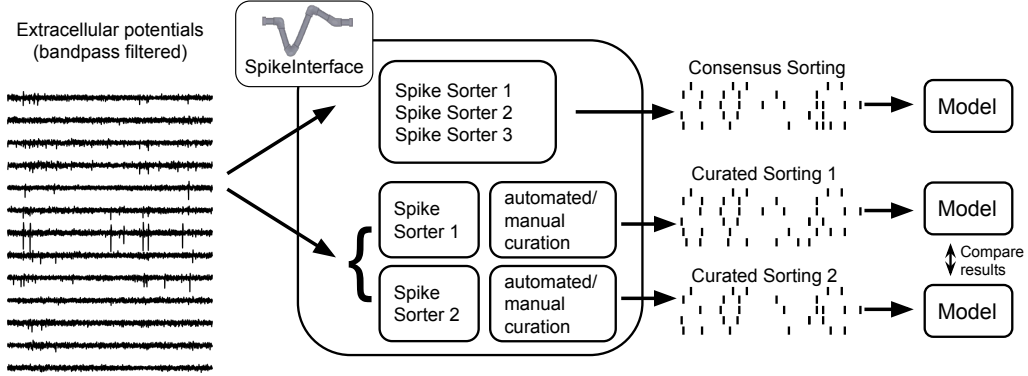


Figure 1: The process of extracting the activity of single neurons with a spike sorter is error-prone with different sorters having different failure modes. It is, therefore, recommended to make use of different sorters before performing model-based analysis. A first method is to perform the same analysis on the output of different sorters to see if functional insights are independent of the chosen spike sorter (bottom). Alternatively, one could obtain a consensus sorting (top) where false positive units are largely removed by taking the agreement between different sorters. Any analyses could then be performed on this consensus sorting. These pipelines, together with various pre- and postprocessing steps as well as automated curation, can be easily implemented using the SpikeInterface framework [10] which supports all commonly used spike sorters.

Extracting modeling data

Precisely recording spiking activity from many neurons at once is essential for understanding neural circuits which can be highly diverse and heterogeneous [13]. Extracting pertinent information from these recordings for downstream modeling, however, is difficult due to the size and complexity of the datasets.

Spike trains are extracted through a process called *spike sorting* where detected spikes are algorithmically assigned to individual neurons. On dense microelectrode arrays and probes, spike sorting is a complex de-mixing problem as the extracellular signals from a neuron are recorded on multiple channels and each channel reports activity from multiple neurons. There are several algorithmic approaches for spike sorting which are reviewed elsewhere [71, 33, 16, 46]. Accurately extracting spike trains is essential since mistakes, which include incorrectly merged or split units, unresolved overlapping spikes, or incorrect clustering due to probe drift, have been shown to bias subsequent analysis [3, 92, 93].

It is important to acknowledge that none of the existing spike sorting algorithms are error-free. A collection of ground truth comparisons for all major spike sorters is available on the SpikeForest website [50] to aid selection of an appropriate spike sorter for a given probe type. Moreover, the comparison of spike sorter outputs has shown that there is surprisingly low agreement in part due to a large number of false positive units [10]. A viable approach to mitigate against spurious findings is, therefore, to perform the same analysis on multiple sorter outputs or on an ensemble agreement among multiple sorters. Both types of analysis can be easily implemented using the SpikeInterface framework (Figure 1) [10].

High-density microelectrode arrays also allow for estimating the source location of each recorded spike which roughly corresponds to the location of the firing neuron’s soma. These location estimates can be used to improve the accuracy of spike sorting, to register recorded neurons with anatomical information, and to identify the same units in longer recordings or across multiple sessions [66, 77, 40, 35, 11, 36].

Finally, it is potentially possible to classify the cell type of a neuron using its spiking activity and the corresponding spatio-temporal pattern recorded on the array. The morphology and ion channel expression of a neuron leads to (relatively) unique extracellular potentials that unsupervised or supervised approaches can use to classify the neuron’s cell type [77, 47, 11, 72, 39].

Correlation models

Understanding circuit function requires models that can capture the correlations that arise due to interactions between neurons [2, 21, 98]. To this end, neural population activity can be approximated by different *multivariate probability distributions* with varying levels of detail (see Fig. 2). *Maximum entropy models* (MaxEnt) provide a principled way to construct such distributions. These models are characterized by a set of given constraints but otherwise make as few assumptions about the joint population statistics as possible [80]. Constraints enforce which aspects of the data are reproduced, such as the firing rates and pairwise correlations between the neurons [81, 84], the population firing statistics [88], and the dependencies between individual neurons and the overall population activity [26, 57, 55]. While MaxEnt models can capture population spiking well [81, 84], the computational cost of fitting them is prohibitive for large populations. A more scalable approach is to discretize the multivariate Gaussian distribution [1, 48]. This model is called the *Dichotomized Gaussian model* and in its general form makes it possible to model spike count variables with arbitrary distributions [48].

When given well-specified external inputs, *generalized linear models* (GLMs) can also successfully describe the activity of large neuronal populations [90, 63, 64]. In these models, external inputs, inputs from other neurons, and each neuron’s spiking history are summed up and transformed by a rate function. The resulting rate is then used in a stochastic process to model spiking activity. Importantly, the rate is calculated from the inputs of previous time bins but not the same time bin, making it difficult to model zero-lag correlations [49]. For typical rate functions, fitting GLMs is a convex optimization problem which can be solved efficiently, making GLMs tractable for large-scale neural recordings [90, 64]. Along with modeling the observed neural population, the activity of unobserved neurons can be inferred using the algorithm proposed in Battistin et al. [4]. Knowing the topology of the external covariates can further aid in inferring the activity of the unseen neurons [86]. Despite their flexibility, GLMs cannot model networks with neurons that perform non-linear integration of multiple external inputs [5].

A more direct representation of statistical dependencies can be provided by *copula models*. Every distribution representing neural population activity can be decomposed into the distributions of individual neuron activities and the dependence between these neurons, represented by a copula [38]. Importantly, copula models can represent inter-neuronal dependencies that go beyond linear (Gaussian) correlations [7], as well as non-linear stimulus-response relationships [43]. Explicit copula models make it possible to construct multivariate distributions with complex dependencies and radically different statistics for each element. For example, copula models can be used to jointly model different recording modalities such as local field potentials

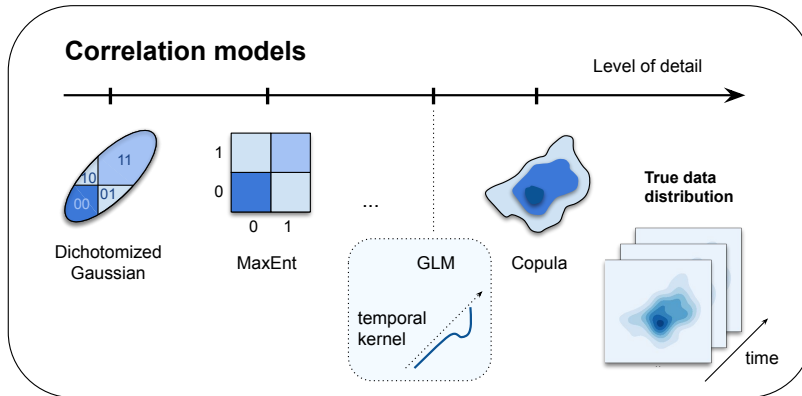


Figure 2: Correlation models construct a joint distribution of population activity with various levels of detail. The horizontal arrow orders the methods according to the complexity of their statistical distribution (i.e. number of parameters).

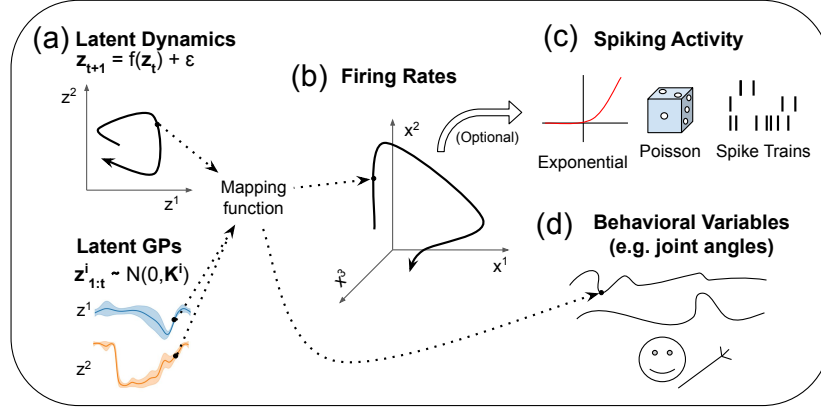


Figure 3: Latent variable models assume that neural activity is generated by a set of low-dimensional latent states. (a) When modeling the temporal evolution of the latent states, one can explicitly model the dynamics with a state-space model or can instead model the statistics of the latent trajectories with a Gaussian Process (GP). (b) The latent trajectories can be related back to neural activity (e.g. the firing rates) with a variety of mapping functions including linear functions, neural networks, and GPs. (c) An additional step to further constrain the dynamics is to reconstruct the spiking activity using a point-process distribution such as the Poisson distribution. (d) Recently, it has been shown that explicitly modeling the relationship between the latent factors and the observed behavioral variables can further constrain the factors to be low-dimensional and ‘behaviorally relevant’ [79]

and individual neurons’ spiking activities [58]. Recently, copula models have also been applied to forward and backward spike intervals in order to identify the directions of synaptic connections [94]. Such models are particularly promising for analyzing recordings of neural data and exploring its relation to behavior and stimuli which typically follow different statistics and tend to have complex dependencies [43, 37].

Correlation modeling approaches need sufficient flexibility to account for the complexity of neural activity. However, since the amount of recorded data-points available for fitting these models is limited, this flexibility can lead to identifiability issues. One approach to alleviate this problem is to make assumptions about the structure of the population activity (e.g. restrict the model to pairwise functional interactions only [81]). Alternatively, the uncertainty of the model parameters can be quantified with approximate Bayesian inference methods [97]. A recently developed LR-GLM utilized low-rank data approximations to scale approximate Bayesian inference methods to high-dimensional real datasets making them more applicable to large-scale neural recordings [89].

Application to complex stimuli with strong correlations can also be challenging for correlation models. By default, these models assume that the given stimuli are independent. However, for correlated stimuli the inferred correlations between neurons consist of two parts: ‘stimulus correlations’ that depend on the set of presented stimuli and their statistics, and ‘noise correlations’ that arise from circuit interactions. A modified maximum entropy model developed by Granot-Atedgi et al. [28] showed that distinguishing between these correlation components can lead to a significant improvement when predicting population activity patterns. Similarly, Mahuas et al. [51] introduced a two-step inference procedure for GLMs that decoupled the inference of inter-neuron couplings from the inference of stimulus filters. They showed that without this correction, the inferred couplings were overestimated and produced feedback loops leading to unnatural simulated dynamics.

Latent variable models

As neural population activity is characterized by the time-varying firing rate of each neuron, the activity at any given time point resides in a high-dimensional ambient space. Despite this apparent high dimensionality, recent work suggest that the set of possible activity patterns is confined to a low-dimensional manifold [52, 17, 78, 31, 23, 20]. In other words, population-wide activity patterns are generated from a small set of latent variables whose temporal evolutions are referred to as the *latent trajectories* of the neural activity. The minimum number of latent variables required to fully characterize the activity of a neural population is known as its *intrinsic dimensionality* [6]. The intrinsic dimensionality of neural population activity is thought to be significantly smaller than the number of recorded neurons either due to the constraints set by the underlying network connectivity [91, 78, 57, 23, 32] or to the low stimulus or task complexity [24, 87].

There are two main methodological approaches for modeling low-dimensional neural trajectories (shown in Fig. 3). The first models latent trajectories using *state-space representations*, where the dynamics of the trajectories are modeled explicitly with a transition function that relates past latent states to future latent states. The second models latent trajectories using *moment representations* where, rather than having an explicit model of the dynamics, the statistics of the latent trajectories over time are modeled. With both approaches, there is an *observation model* which relates the neural trajectories back to the observed variables (e.g. neural activity).

Traditional dimensionality reduction techniques such as principal component analysis (PCA) and factor analysis (FA) can be re-interpreted as *static* state-space models without temporal dependence between states [73]. These models are useful for extracting low-dimensional structure from neural recordings [22], however, their lack of temporal structure make them less appealing for modeling more complicated phenomena such as rotational dynamics [17]. Beyond static models, *linear* dynamical state-space models can capture simple temporal dependencies between latent states. Common linear methods include linear dynamical systems (LDS) [85, 44, 12, 62] and jPCA [17, 83, 54]. While efficient and interpretable, linear state-space methods cannot capture non-linear dynamical phenomena which are thought to underlie rhythmic motor patterns [75, 30], decision making [67], and pathological conditions such as epilepsy [29]. To capture these dynamics, *non-linear* dynamical state-space models have been introduced including approaches that model dynamics with recurrent neural networks (RNNs) [14, 82], switching linear dynamics [61], and recurrent switching linear dynamics [96]. A particularly efficient RNN-based model is the recently introduced latent factor analysis via dynamical systems (LFADS) [60]. This approach utilizes a variational autoencoder to amortize the cost of inference over the dynamics making it more practical for large-scale neural recordings. AutoLFADS has further improved the generalizability and efficiency of this approach using a novel regularization technique and hyperparameter search algorithm [42].

An alternative to explicitly learning a dynamical model for the neural trajectories is to model their statistics directly using a moment representation of the trajectories. The most common model used for this approach is Gaussian-process factor analysis (GPFA) [15]. In this model, the trajectory of a latent state is generated by an independent Gaussian process (GP) which defines a distribution over functions. Beyond simple properties like smoothness (set by the chosen kernel), GPs make minimal assumptions about the underlying function they are modeling, so they can be used to model arbitrary non-linear trajectories. They also can provide uncertainty estimates for the trajectories since they learn a full distribution over the entire set of possible functions. The strong independence assumptions of GPFA provide few constraints to the functional form of the latent trajectories making it more useful for exploratory data analyses where the parametric form of the trajectories is unknown. Recent work has focused on adding ‘dynamical’ properties to the latent trajectories learned by GPFA. This has led to the development of Gaussian Process Factor Analysis with Dynamical Structure (GPFADS) which utilizes the insight that autonomous dynamics often result in observed trajectories that could not occur in reverse (i.e. temporal non-reversibility) [76]. To impose this constraint on the learned trajectories, GPFADS introduces a

novel multi-output non-reversible kernel which yields samples that have lower probabilities of occurring in reverse. As a result, GPFADS can disentangle the trajectories generated by non-linear non-reversible dynamical systems such as primary motor cortex arm reach data.

There has also been recent work to improve the observation models which relate the trajectories back to the neural activity. Common approaches include modeling neural activity with a Gaussian model or the more plausible Poisson model [49]. The mapping between the latent trajectories and neural activity can take on a number of functional forms including linear maps [85, 15, 60], GPs [45, 95, 82], or neural networks [25]. Most recently, observation models that take into account external behavioral variables have been introduced for capturing 'behaviorally relevant' latent trajectories. Sani et al. [79] introduced a novel linear Gaussian state-space model (PSID) that jointly models the neural activity and the recorded behavioral variables. Intriguingly, PSID found that behaviorally relevant latent trajectories are significantly lower-dimensional than previously thought and that rotational dynamics in the primary motor cortex appear to reverse direction when the arm is returning versus when the arm is reaching.

Mechanistic interpretations of statistical models

Correlation models of neural activity can yield two main insights into neural circuits. First, they can be used as a proxy for the full joint distribution of neural activity which cannot be estimated directly from data. This is useful for information theoretic analyses of neural populations to measure the relationships between activity and external covariates such as stimuli and behavior [74]. Second, the parameters in these models can be interpreted in terms of the functional circuit connectivity. For instance, connectivity analysis has been used to uncover the spatial extent of interactions in the retina [84, 56] and to characterize interactions between neurons with different selectivity in the entorhinal cortex [19]. One must be careful with this analysis, however, as unobserved neurons can systematically bias the estimated couplings. While this effect is weak for weakly coupled populations, it can become a significant problem for strongly coupled populations [18, 9].

It has also been shown that inferred functional connectivity is not well constrained by the recorded spike trains and that many coupling parameters, even those with large absolute values, can be altered without significantly changing the network activity predicted by the model [59, 65]. This may not be a limitation of the models but rather an intrinsic property of neural circuits. Simulations of spiking networks have shown that re-wiring even a large number of synapses may lead to minor functional consequences [53]. As a result, related inferred functional connections are also poorly constrained. Analysis of long term recordings has shown that these less important connections are also subject to more intensive re-modeling over time [59, 65]. Therefore, taking into account the reliability of the inferred couplings in functional connectivity models allows for the identification of the neurons, connections and circuit motifs that most determine the population activity statistics [34, 59, 65].

In comparison to correlation models, latent variable models of neural activity provide a succinct and low-dimensional description of joint population activity in the form of latent trajectories. One main way to gain insight into circuit function using these models is to correlate the learned trajectories back to the stimuli or behavior in the experiment. The success of this approach is demonstrated best in studies that correlate latent trajectories in the premotor and motor cortex to arm reaching tasks. Churchland et al. [17] found that low-dimensional rotational trajectories in the primary motor cortex were correlated with arm reaches. Gallego et al. [22] extended this finding, demonstrating that these low-dimensional trajectories are a stable neural correlate for consistent execution of arm reaches over the course of many years. Finally, Ramanathan et al. [69] showed that following a stroke, diminished reaching function in the contralesional arm was correlated with a loss of motor cortical neural trajectories. The trajectories only reemerged after motor recovery and proved to be a useful neuromodulatory target for therapeutic electrical stimulation.

Despite the success of latent variable models, they make a number of assumptions that may affect interpretation. The first assumption is that the neuronal population in question is statistically homogeneous. This might be violated when modeling populations that span multiple brain regions and contain different cell types [24]. Designing latent variable models for modeling the dynamical interactions of multiple brain areas, sub-populations, or functional cell types is still an active area of research [27, 8, 70]. Another assumption implicit in many latent variable models is that the factors that capture the most neural variability are also the most important for circuit function. This may not be true, however, as neural circuits also encode information that is not relevant for the specific task or stimuli being studied. This can be alleviated by constraining latent variable models with the observed behavior of interest [79]. Finally, latent variable models assume that neural data is, in fact, low-dimensional. While a number of studies have independently found this to be the case for their datasets, recent work potentially challenged this viewpoint. A recent analysis of stimulus-evoked activity in the visual cortex suggests that the manifold dimensionality is actually as high as it can be without becoming non-differentiable [87]. Moreover, Gao et al. [24] suggests that population activity is actually as high-dimensional as possible given the simplicity of the given stimuli or tasks.

Outlook

The work summarized here shows that analyzing and interpreting large scale recordings require model-based approaches and that statistical models have emerged as a particularly suitable model class. A central issue is the explicit or implicit assumptions made in each class of model. On the one hand, strong constraints and modeling choices are a key requirement to obtain tractable models that can be successfully fit to large-scale datasets. At the same time, it is important that the model be expressive enough to capture the biologically relevant information in the data. Striking a balance between these two factors requires a close interaction between experimental design and model development.

Acknowledgments

AU is supported by the Engineering and Physical Sciences Research Council (EP/ S005692/1). CLH is supported by the Thouron Award and by the School of Informatics, University of Edinburgh.

References

- [1] Amari, S. I., Nakahara, H., Wu, S., and Sakai, Y. (2003). Synchronous firing and higher-order interactions in neuron pool. *Neural Comput*, 15.
- [2] Averbeck, B. B., Latham, P. E., and Pouget, A. (2006). Neural correlations, population coding and computation. *Nat Rev Neurosci*, 7(5):358–366.
- [3] Bar-Gad, I., Ritov, Y., Vaadia, E., and Bergman, H. (2001). Failure in identification of overlapping spikes from multiple neuron activity causes artificial correlations. *J Neurosci Methods*, 107(1-2):1–13.
- [4] Battistin, C., Hertz, J., Tyrcha, J., and Roudi, Y. (2015). Belief propagation and replicas for inference and learning in a kinetic ising model with hidden spins. *J Stat Mech Theory Exp*, 2015(5):P05021.
- [5] Benjamin, A. S., Fernandes, H. L., Tomlinson, T., Ramkumar, P., VerSteeg, C., Chowdhury, R. H., Miller, L. E., and Kording, K. P. (2018). Modern machine learning as a benchmark for fitting neural responses. *Front Comput Neurosc*, 12:56.

- [6] Bennett, R. (1969). The intrinsic dimensionality of signal collections. *15(5):517–525*.
- [7] Berkes, P., Wood, F., and Pillow, J. (2008). Characterizing neural dependencies with copula models. In *Advances in Neural Information Processing Systems*, volume 21, pages 129–136.
- [8] Bong, H., Liu, Z., Ren, Z., Smith, M., Ventura, V., and Robert, K. E. (2020). Latent dynamic factor analysis of high-dimensional neural recordings. *Advances in Neural Information Processing Systems*, 33.
- [9] Brinkman, B. A., Rieke, F., Shea-Brown, E., and Buice, M. A. (2018). Predicting how and when hidden neurons skew measured synaptic interactions. *PLoS Comput Biol*, 14(10):e1006490.
- [10] Buccino, A. P., Hurwitz, C. L., Garcia, S., Magland, J., Siegle, J. H., Hurwitz, R., and Hennig, M. H. (2020). SpikeInterface, a unified framework for spike sorting. *eLife*, 9:e61834.
- * This paper describes an open source framework to create fully reproducible analysis pipelines for extracellular recordings. It allows running all major current spike sorting algorithms on the same data sets, includes common methods for pre- and postprocessing and automated curation, and a systematic comparison between sorter outputs. Use of this toolkit can both help to avoid failure modes of common spike sorters, and aid more reproducible analysis.
- [11] Buccino, A. P., Kordovan, M., Ness, T. V., Merkt, B., Häfliger, P. D., Fyhn, M., Cauwenberghs, G., Rotter, S., and Einevoll, G. T. (2018). Combining biophysical modeling and deep learning for multielectrode array neuron localization and classification. *J Neurophysiol*, 120(3):1212–1232.
- [12] Buesing, L., Macke, J. H., and Sahani, M. (2013). Spectral learning of linear dynamics from generalised-linear observations with application to neural population data. In *Advances in Neural Information Processing Systems 25: 26th Conference on Neural Information Processing Systems (NIPS 2012)*, pages 1691–1699.
- [13] Buzsáki, G. (2004). Large-scale recording of neuronal ensembles. *Nat Neurosci*, 7(5):446–451.
- [14] Byron, M. Y., Afshar, A., Santhanam, G., Ryu, S. I., Shenoy, K. V., and Sahani, M. (2006). Extracting dynamical structure embedded in neural activity. In *Advances in Neural Information Processing Systems*, pages 1545–1552.
- [15] Byron, M. Y., Cunningham, J. P., Santhanam, G., Ryu, S. I., Shenoy, K. V., and Sahani, M. (2009). Gaussian-process factor analysis for low-dimensional single-trial analysis of neural population activity. In *Advances in Neural Information Processing Systems*, pages 1881–1888.
- [16] Carlson, D. and Carin, L. (2019). Continuing progress of spike sorting in the era of big data. *Curr Opin Neurobiol*, 55:90–96.
- [17] Churchland, M. M., Cunningham, J. P., Kaufman, M. T., Foster, J. D., Nuyujukian, P., Ryu, S. I., and Shenoy, K. V. (2012). Neural population dynamics during reaching. *Nature*, 487(7405):51–56.
- [18] Dunn, B. and Battistin, C. (2017). The appropriateness of ignorance in the inverse kinetic Ising model. *J Phys A: Math Theor*, 50(12):124002.
- [19] Dunn, B., Mørreaunet, M., and Roudi, Y. (2015). Correlations and Functional Connections in a Population of Grid Cells. *PLOS Comput Biol*, 11(2):e1004052.
- [20] Elsayed, G. F. and Cunningham, J. P. (2017). Structure in neural population recordings: an expected byproduct of simpler phenomena? *Nat Neurosci*, 20(9):1310.

- [21] Franke, F., Fiscella, M., Sevelev, M., Roska, B., Hierlemann, A., and da Silveira, R. A. (2016). Structures of neural correlation and how they favor coding. *Neuron*, 89.
- [22] Gallego, J. A., Perich, M. G., Chowdhury, R. H., Solla, S. A., and Miller, L. E. (2020). Long-term stability of cortical population dynamics underlying consistent behavior. *Nat Neurosci*, 23(2):260–270.
- ** The paper demonstrates that latent dynamics are a stable neural correlate for the execution of learned behaviors. They show that even across years of recordings, latent dynamics in the primary motor cortex during reach remain surprisingly consistent despite significant changes in single neuron activities.
- [23] Gallego, J. A., Perich, M. G., Miller, L. E., and Solla, S. A. (2017). Neural manifolds for the control of movement. *Neuron*, 94(5):978–984.
- [24] Gao, P., Trautmann, E., Yu, B., Santhanam, G., Ryu, S., Shenoy, K., and Ganguli, S. (2017). A theory of multineuronal dimensionality, dynamics and measurement. *BioRxiv*.
- [25] Gao, Y., Archer, E., Paninski, L., and Cunningham, J. P. (2016). Linear dynamical neural population models through nonlinear embeddings. *arXiv preprint arXiv:1605.08454*.
- [26] Gardella, C., Marre, O., and Mora, T. (2016). A tractable method for describing complex couplings between neurons and population rate. *eNeuro*, 3.
- [27] Glaser, J. I., Whiteway, M. R., Cunningham, J. P., Paninski, L., and Linderman, S. W. (2020). Recurrent switching dynamical systems models for multiple interacting neural populations. *bioRxiv*.
- [28] Granot-Atedgi, E., Tkačik, G., Segev, R., and Schneidman, E. (2013). Stimulus-dependent maximum entropy models of neural population codes. *PLoS Comput Biol*, 9(3):e1002922.
- [29] Haghighi, H. S. and Markazi, A. (2017). A new description of epileptic seizures based on dynamic analysis of a thalamocortical model. *Sci Rep*, 7(1):1–10.
- [30] Hall, T. M., de Carvalho, F., and Jackson, A. (2014a). A common structure underlies low-frequency cortical dynamics in movement, sleep, and sedation. *Neuron*, 83(5):1185–1199.
- [31] Hall, T. M., Nazarpour, K., and Jackson, A. (2014b). Real-time estimation and biofeedback of single-neuron firing rates using local field potentials. *Nat Commun*, 5(1):1–12.
- [32] Hennig, J. A., Golub, M. D., Lund, P. J., Sadtler, P. T., Oby, E. R., Quick, K. M., Ryu, S. I., Tyler-Kabara, E. C., Batista, A. P., Byron, M. Y., et al. (2018). Constraints on neural redundancy. *Elife*, 7:e36774.
- [33] Hennig, M. H., Hurwitz, C., and Sorbaro, M. (2019). Scaling Spike Detection and Sorting for Next-Generation Electrophysiology. In Chiappalone, M., Pasquale, V., and Frega, M., editors, *In Vitro Neuronal Networks: From Culturing Methods to Neuro-Technological Applications*, Advances in Neurobiology, pages 171–184. Springer International Publishing, Cham.
- [34] Herzog, R., Escobar, M.-J., Cofre, R., Palacios, A. G., and Cessac, B. (2018). Dimensionality Reduction on Spatio-Temporal Maximum Entropy Models of Spiking Networks. *bioRxiv*, page 278606.
- [35] Hilgen, G., Sorbaro, M., Pirmoradian, S., Muthmann, J.-O., Kepiro, I. E., Ullo, S., Ramirez, C. J., Puente Encinas, A., Maccione, A., Berdondini, L., Murino, V., Sona, D., Cella Zancacchi, F., Sernagor, E., and Hennig, M. H. (2017). Unsupervised Spike Sorting for Large-Scale, High-Density Multielectrode Arrays. *Cell Rep*, 18(10):2521–2532.

- [36] Hurwitz, C., Xu, K., Srivastava, A., Buccino, A., and Hennig, M. (2019). Scalable spike source localization in extracellular recordings using amortized variational inference. In *Advances in Neural Information Processing Systems*, pages 4724–4736.
- [37] Ince, R. A., Giordano, B. L., Kayser, C., Rousselet, G. A., Gross, J., and Schyns, P. G. (2017). A statistical framework for neuroimaging data analysis based on mutual information estimated via a gaussian copula. *Hum Brain Mapp*, 38(3):1541–1573.
- [38] Jenison, R. L. and Reale, R. A. (2004). The shape of neural dependence. *Neural Comput*, 16.
- [39] Jia, X., Siegle, J. H., Bennett, C., Gale, S. D., Denman, D. J., Koch, C., and Olsen, S. R. (2019). High-density extracellular probes reveal dendritic backpropagation and facilitate neuron classification. *J Neurophysiol*, 121(5):1831–1847.
- [40] Jun, J. J., Mitelut, C., Lai, C., Gratiy, S. L., Anastassiou, C. A., and Harris, T. D. (2017a). Real-time spike sorting platform for high-density extracellular probes with ground-truth validation and drift correction. *bioRxiv*, page 101030.
- [41] Jun, J. J., Steinmetz, N. A., Siegle, J. H., Denman, D. J., Bauza, M., Barbarits, B., Lee, A. K., Anastassiou, C. A., Andrei, A., Aydın, Ç., Barbic, M., Blanche, T. J., Bonin, V., Couto, J., Dutta, B., Gratiy, S. L., Gutnisky, D. A., Häusser, M., Karsh, B., Ledochowitsch, P., Lopez, C. M., Mitelut, C., Musa, S., Okun, M., Pachitariu, M., Putzeys, J., Rich, P. D., Rossant, C., Sun, W.-I., Svoboda, K., Carandini, M., Harris, K. D., Koch, C., O’Keefe, J., and Harris, T. D. (2017b). Fully integrated silicon probes for high-density recording of neural activity. *Nature*, 551(7679):232–236.
- [42] Keshtkaran, M. R., Sedler, A. R., Chowdhury, R. H., Tandon, R., Basrai, D., Nguyen, S. L., Sohn, H., Jazayeri, M., Miller, L. E., and Pandarinath, C. (2021). A large-scale neural network training framework for generalized estimation of single-trial population dynamics. *bioRxiv*, pages 2021–01.
- * The paper introduces AutoLFADS, an extension of LFADS which includes a novel regularization technique and hyperparameter search algorithm. The authors show that these extensions lead to improved generalizability and efficiency over the vanilla version of LFADS.
- [43] Kudryashova, N., Amvrosiadis, T., Dupuy, N., Rochefort, N., and Onken, A. (2020). Parametric Copula-GP model for analyzing multidimensional neuronal and behavioral relationships. *arXiv preprint arXiv:2008.01007*.
- * The paper proposes a scalable framework for modeling neuronal population activity and external covariates (e.g. behavior). The advantage of the method is the mutual information estimation: it provides more accurate estimates than non-copula methods, especially for large datasets. The GP parametrization allows for conditioning on continuous variables, e.g. on time or position, making the method suitable for studying dynamic trajectories.
- [44] Kulkarni, J. E. and Paninski, L. (2007). Common-input models for multiple neural spike-train data. *Network: Computation in Neural Systems*, 18(4):375–407.
- [45] Lawrence, N. and Hyvärinen, A. (2005). Probabilistic non-linear principal component analysis with gaussian process latent variable models. *J Mach Learn Res*, 6(11).
- [46] Lefebvre, B., Yger, P., and Marre, O. (2016). Recent progress in multi-electrode spike sorting methods. *Journal of Physiology-Paris*, 110(4, Part A):327–335.
- [47] Li, P. H., Gauthier, J. L., Schiff, M., Sher, A., Ahn, D., Field, G. D., Greschner, M., Callaway, E. M., Litke, A. M., and Chichilnisky, E. J. (2015). Anatomical Identification of Extracellularly Recorded Cells in Large-Scale Multielectrode Recordings. *J Neurosci*, 35(11):4663–4675.

- [48] Macke, J. H., Berens, P., Ecker, A. S., Tolias, A. S., and Bethge, M. (2009). Generating spike trains with specified correlation coefficients. *Neural Comput*, 21.
- [49] Macke, J. H., Buesing, L., Cunningham, J. P., Yu, B. M., Shenoy, K. V., and Sahani, M. (2012). Empirical models of spiking in neural populations. In *Advances in Neural Information Processing Systems 24: 25th conference on Neural Information Processing Systems (NIPS 2011)*, pages 1350–1358.
- [50] Magland, J., Jun, J. J., Lovero, E., Morley, A. J., Hurwitz, C. L., Buccino, A. P., Garcia, S., and Barnett, A. H. (2020). SpikeForest, reproducible web-facing ground-truth validation of automated neural spike sorters. *eLife*, 9:e55167.
- [51] Mahuas, G., Isacchini, G., Marre, O., Ferrari, U., and Mora, T. (2020). A new inference approach for training shallow and deep generalized linear models of noisy interacting neurons. *arXiv preprint arXiv:2006.06497*.
- ** The paper proposes a method for training GLMs with complex correlated stimuli. It disentangles stimulus correlations from couplings, which improves generalization and prevents self-excitation in the network dynamics.
- [52] Mante, V., Sussillo, D., Shenoy, K. V., and Newsome, W. T. (2013). Context-dependent computation by recurrent dynamics in prefrontal cortex. *Nature*, 503(7474):78–84.
- [53] Mongillo, G., Rumpel, S., and Loewenstein, Y. (2018). Inhibitory connectivity defines the realm of excitatory plasticity. *Nat Neurosci*, 21(10):1463–1470.
- [54] Nemati, S., Linderman, S. W., Chen, Z., et al. (2014). A probabilistic modeling approach for uncovering neural population rotational dynamics. In *Computational and Systems Neuroscience (Cosyne)*.
- [55] O’Donnell, C., alves, J. T. G., Whiteley, N., Portera-Cailliau, C., and Sejnowski, T. J. (2017). The Population Tracking Model: A Simple, Scalable Statistical Model for Neural Population Data. *Neural Comput*, 29(1):50–93.
- [56] Ohiorhenuan, I. E., Mechler, F., Purpura, K. P., Schmid, A. M., Hu, Q., and Victor, J. D. (2010). Sparse coding and high-order correlations in fine-scale cortical networks. *Nature*, pages 1–6.
- [57] Okun, M., Steinmetz, N. A., Cossell, L., Iacaruso, M. F., Ko, H., Barthó, P., Moore, T., Hofer, S. B., Mrsic-Flogel, T. D., Carandini, M., et al. (2015). Diverse coupling of neurons to populations in sensory cortex. *Nature*, 521(7553):511–515.
- [58] Onken, A. and Panzeri, S. (2016). Mixed vine copulas as joint models of spike counts and local field potentials. In *Advances in Neural Information Processing Systems*.
- [59] Panas, D., Amin, H., Maccione, A., Muthmann, O., van Rossum, M., Berdondini, L., and Hennig, M. H. (2015). Sloppiness in spontaneously active neuronal networks. *J Neurosci*, 35(22):8480–8492.
- [60] Pandarinath, C., O’Shea, D. J., Collins, J., Jozefowicz, R., Stavisky, S. D., Kao, J. C., Trautmann, E. M., Kaufman, M. T., Ryu, S. I., Hochberg, L. R., Henderson, J. M., Shenoy, K. V., Abbott, L. F., and Sussillo, D. (2018). Inferring single-trial neural population dynamics using sequential auto-encoders. *Nat Methods*, 15(10):805–815.
- ** This paper introduces a novel RNN-based, state-space model termed latent factor analysis via dynamical systems (LFADS). LFADS utilizes a variational autoencoder to amortize the cost of inference over the dynamics making it more practical for large-scale neural recordings.

- [61] Petreska, B., Yu, B. M., Cunningham, J. P., Santhanam, G., Ryu, S. I., Shenoy, K. V., and Sahani, M. (2011). Dynamical segmentation of single trials from population neural data. In *Proceedings of the 24th International Conference on Neural Information Processing Systems*, NIPS’11, pages 756–764, Red Hook, NY, USA. Curran Associates Inc.
- [62] Pfau, D., Pnevmatikakis, E. A., and Paninski, L. (2013). Robust learning of low-dimensional dynamics from large neural ensembles. In *Advances in Neural Information Processing Systems*.
- [63] Pillow, J. W., Paninski, L., Uzzell, V. J., Simoncelli, E. P., and Chichilnisky, E. J. (2005). Prediction and decoding of retinal ganglion cell responses with a probabilistic spiking model. *J Neurosci*, 25(47):11003–13.
- [64] Pillow, J. W., Shlens, J., Paninski, L., Sher, A., Litke, A. M., Chichilnisky, E. J., and Simoncelli, E. P. (2008). Spatio-temporal correlations and visual signalling in a complete neuronal population. *Nature*, 454(7207):995–999.
- [65] Ponce-Alvarez, A., Mochol, G., Hermoso-Mendizabal, A., de la Rocha, J., and Deco, G. (2020). Cortical state transitions and stimulus response evolve along stiff and sloppy parameter dimensions, respectively. *eLife*, 9:e53268.
- * Using maximum entropy models, this paper confirms that population activity in cortical networks is constrained only by a small fraction of highly sensitive coupling parameters. In *in vivo* recordings from auditory cortex, the authors show that transitions between synchronised and de-synchronised states reflect changes in sensitive parameters. In contrast, auditory stimuli affect primarily the insensitive couplings, hence stimulation has only a minor effect on the overall statistics of cortical activity.
- [66] Prentice, J. S., Homann, J., Simmons, K. D., Tkačik, G., Balasubramanian, V., and Nelson, P. C. (2011). Fast, scalable, bayesian spike identification for multi-electrode arrays. *PloS one*, 6(7):e19884.
- [67] Rabinovich, M. I., Huerta, R., Varona, P., and Afraimovich, V. S. (2008). Transient cognitive dynamics, metastability, and decision making. *PLoS Comput Biol*, 4(5):e1000072.
- [68] Raducanu, B. C., Yazicioglu, R. F., Lopez, C. M., Ballini, M., Putzeys, J., Wang, S., Andrei, A., Rochus, V., Welkenhuysen, M., Helleputte, N. v., et al. (2017). Time multiplexed active neural probe with 1356 parallel recording sites. *Sens*, 17(10):2388.
- [69] Ramanathan, D. S., Guo, L., Gulati, T., Davidson, G., Hishinuma, A. K., Won, S.-J., Knight, R. T., Chang, E. F., Swanson, R. A., and Ganguly, K. (2018). Low-frequency cortical activity is a neuromodulatory target that tracks recovery after stroke. *Nat Med*, 24(8):1257–1267.
- [70] René, A., Longtin, A., and Macke, J. H. (2020). Inference of a mesoscopic population model from population spike trains. *Neural Comput*, 32(8):1448–1498.
- [71] Rey, H. G., Pedreira, C., and Quiñan Quiroga, R. (2015). Past, present and future of spike sorting techniques. *Brain Res Bull*, 119:106–117.
- [72] Rohan, P. (2018). Large-scale neuron cell classification of single-channel and multi-channel extracellular recordings in the anterior lateral motor cortex. *bioRxiv*, page 445700.
- [73] Roweis, S. and Ghahramani, Z. (1999). A unifying review of linear gaussian models. *Neural Comput*, 11(2):305–345.
- [74] Runyan, C. A., Piasini, E., Panzeri, S., and Harvey, C. D. (2017). Distinct timescales of population coding across cortex. *Nature*, 548.

- [75] Russo, A. A., Khajeh, R., Bittner, S. R., Perkins, S. M., Cunningham, J. P., Abbott, L. F., and Churchland, M. M. (2020). Neural trajectories in the supplementary motor area and motor cortex exhibit distinct geometries, compatible with different classes of computation. *Neuron*, 107(4):745–758.
- * The paper explores a new non-linear pattern of activity in supplementary motor area during multi-cycle rhythmic movement: helical population-trajectory geometry. The separation between single-cycles in these trajectories allows for counting the number of revolutions.
- [76] Rutten, V., Bernacchia, A., Sahani, M., and Hennequin, G. (2020). Non-reversible gaussian processes for identifying latent dynamical structure in neural data. In *Advances in Neural Information Processing Systems*, volume 33.
- ** The first paper to consider time-irreversibility in GPFA models by constructing a new kernel function. This method, termed GPFADS, assigns lower probabilities to the time-reversed variants of the true trajectories. Unlike traditional GPFA, it can disentangle trajectories in the arm reach dataset [17].
- [77] Ruz, I. D. and Schultz, S. R. (2014). Localising and classifying neurons from high density mea recordings. *J Neurosci Methods*, 233:115–128.
- [78] Sadtler, P. T., Quick, K. M., Golub, M. D., Chase, S. M., Ryu, S. I., Tyler-Kabara, E. C., Byron, M. Y., and Batista, A. P. (2014). Neural constraints on learning. *Nature*, 512(7515):423–426.
- [79] Sani, O. G., Abbaspourazad, H., Wong, Y. T., Pesaran, B., and Shanechi, M. M. (2020). Modeling behaviorally relevant neural dynamics enabled by preferential subspace identification. *Nat Neurosci*, pages 1–10.
- ** This paper introduces a novel linear state-space model (PSID) that jointly models the neural activity and the recorded behavioural variables as generated by the behaviourally relevant and irrelevant latent dynamics. The authors show that PSID discovers significantly lower-dimensional latent dynamics than other models and is the only one that can capture reverse directional rotational dynamics in the primary motor cortex when the arm is returning versus when the arm is reaching.
- [80] Savin, C. and Tkačik, G. (2017). Maximum entropy models as a tool for building precise neural controls. *Curr Opin Neurobiol*, 46:120–126.
- [81] Schneidman, E., Berry, M. J., Segev, R., and Bialek, W. (2006). Weak pairwise correlations imply strongly correlated network states in a neural population. *Nature*, 440.
- [82] She, Q. and Wu, A. (2020). Neural dynamics discovery via gaussian process recurrent neural networks. In *Uncertainty in Artificial Intelligence*, pages 454–464. PMLR.
- * This paper extends RNN-based dynamical modelling approaches with a Gaussian Process observation model. They show that their more expressive observation model is able to extract insightful low-dimensional dynamics and better fit neural datasets.
- [83] Shenoy, K. V., Sahani, M., and Churchland, M. M. (2013). Cortical control of arm movements: a dynamical systems perspective. *Annu Rev Neurosci*, 36.
- [84] Shlens, J., Field, G. D., Gauthier, J. L., Grivich, M. I., Petrusca, D., Sher, A., Litke, A. M., and Chichilnisky, E. J. (2006). The structure of multi-neuron firing patterns in primate retina. *J Neurosci*, 26(32):8254–66.
- [85] Smith, A. C. and Brown, E. N. (2003). Estimating a state-space model from point process observations. *Neural Comput*, 15(5):965–991.

- [86] Spreemann, G., Dunn, B., Botnan, M. B., and Baas, N. A. (2018). Using persistent homology to reveal hidden covariates in systems governed by the kinetic ising model. *Phys Rev E*, 97(3):032313.
- [87] Stringer, C., Pachitariu, M., Steinmetz, N., Carandini, M., and Harris, K. D. (2019). High-dimensional geometry of population responses in visual cortex. *Nature*, 571(7765):361–365.
- [88] Tkačik, G., Marre, O., Mora, T., Amodei, D., Berry, M. J., and Bialek, W. (2013). The simplest maximum entropy model for collective behavior in a neural network. *J Stat Mech Theory Exp*, 2013.
- [89] Trippe, B., Huggins, J., Agrawal, R., and Broderick, T. (2019). Lr-glm: High-dimensional Bayesian inference using low-rank data approximations. In *International Conference on Machine Learning*, pages 6315–6324. PMLR.
- [90] Truccolo, W., Eden, U. T., Fellows, M. R., Donoghue, J. P., and Brown, E. N. (2005). A point process framework for relating neural spiking activity to spiking history, neural ensemble, and extrinsic covariate effects. *J Neurophysiol*, 93(2):1074–1089.
- [91] Tsodyks, M., Kenet, T., Grinvald, A., and Arieli, A. (1999). Linking spontaneous activity of single cortical neurons and the underlying functional architecture. *Science*, 286(5446):1943–1946.
- [92] Ventura, V. (2009). Traditional waveform based spike sorting yields biased rate code estimates. *Proc Natl Acad Sci*, 106(17):6921–6926.
- [93] Ventura, V. and Gerkin, R. C. (2012). Accurately estimating neuronal correlation requires a new spike-sorting paradigm. *Proc Natl Acad Sci*, 109(19):7230–7235.
- [94] Verzelli, P. and Sacerdote, L. (2019). A study of dependency features of spike trains through copulas. *BioSystems*, 184.
- [95] Wu, A., Roy, N. A., Keeley, S., and Pillow, J. W. (2017). Gaussian process based nonlinear latent structure discovery in multivariate spike train data. *Adv Neur In*, 30:3496.
- [96] Zoltowski, D., Pillow, J., and Linderman, S. (2020). A general recurrent state space framework for modeling neural dynamics during decision-making. In *International Conference on Machine Learning*, pages 11680–11691. PMLR.
- [97] Zoltowski, D. M. and Pillow, J. W. (2018). Scaling the poisson glm to massive neural datasets through polynomial approximations. In *Advances in Neural Information Processing Systems*, volume 31, page 3517. NIH Public Access.
- [98] Zylberberg, J., Cafaro, J., Turner, M. H., Shea-Brown, E., and Rieke, F. (2016). Direction-selective circuits shape noise to ensure a precise population code. *Neuron*, 89.