

Differentially Private Demand Side Management for Incentivized Dynamic Pricing in Smart Grid¹

Muneeb Ul Hassan*, Mubashir Husain Rehmani[§], Jinjun Chen*
 *Swinburne University of Technology, Hawthorn VIC 3122, Australia
[§] Munster Technological University (MTU), Ireland

Abstract—In order to efficiently provide demand side management (DSM) in smart grid, carrying out pricing on the basis of real-time energy usage is considered to be the most vital tool because it is directly linked with the finances associated with smart meters. Hence, every smart meter user wants to pay minimum possible amount along with getting maximum benefits. In here, usage based dynamic pricing strategies of DSM plays their role and provide users with specific incentives that help shaping their load curve according to the forecasted load. However, these reported real-time values can leak privacy of smart meter users, which can lead to serious consequences such as spying, etc. Moreover, most of dynamic pricing algorithms charges all users equally irrespective of their contribution in causing peak factor. Therefore, in this paper, we propose a modified usage based dynamic pricing mechanism that only charges the users responsible for causing peak factor. We further integrate the concept of differential privacy to protect the privacy of real-time smart metering data and to calculate accurate billing, we propose a noise adjustment method. Finally, we propose Demand Response enhancing Differential Pricing (DRDP) strategy that effectively enhances demand response along with providing dynamic pricing to smart meter users. We also carry out extensive theoretical analysis for differential privacy guarantees and for cooperative state probability to analyse behaviour of cooperative smart meters. The performance evaluation of DRDP strategy at various privacy parameters show that the proposed strategy outperforms previous mechanisms in terms of dynamic pricing and privacy preservation.

Index Terms—Differential Privacy (DP), Smart Grid (SG), Demand Side Management (DSM), Dynamic Pricing, Privacy Preservation, Demand Response (DR).

I. INTRODUCTION

Modern day smart homes are equipped with smart meters which send their their real-time energy usage values to smart grid utility in order to carry out plenty of tasks such as demand side management (DSM), load forecasting, etc [1]. This real-time energy usage data is used to formulate strategies that help shape the load curves and carry out efficient load utilization (ELU). ELU is a method of shaping smart homes energy usage in a such a way that it equates with the possible energy supply in the specific time instant [2]. In order to do so, demand side management (DSM) strategies came into discussion, which shape the load curves by providing interesting and timely incentives to participating

smart homes [3]. Similarly, almost all DSM strategies (also known as demand response (DR) strategies) have a common goal, which is to motivate smart homes users to use minimum energy during peak load times and to shift surplus energy usage to off-peak times (e.g., using washing machine in off-peak hours) [4].

Till now, plenty of DR models have been discussed in research, for example, control mechanism models, offered motivation models, and decision variable models. Among them, offered motivation models are the most popular ones which are further categorized into price based models and incentive based models [5]. In offered motivation models, dynamic pricing dominate other models because it provide users the maximum control to get incentivized. In dynamic pricing mechanisms, users are charged with respect to the rate being devised by grid utility, so users can orient their usage at the time of low rates and use heavy appliances at off-peak hours. This model is somehow beneficial, but it has a major flaw that *what if all smart homes start using their heavy appliances at once at the time of low pricing hours?* In fact, if this happens, then the low-pricing hours can get shortage of electricity as it was not predicted during load forecasting and strategy to overcome this sudden shortage was not developed. In order to overcome this, researchers came up with the idea of dynamic peak hours, which means that peaks hours are not fixed and can vary with respect to energy usage within a specific area. For example, if energy exceeds a specific peak value, then the peak-hour is in place and smart homes will be charged peak hour price [3].

Overall, this dynamic peak factor model is well-suited to meet the demands of load forecasting, but on the other hand, it has two major issues from perspective of smart homes. Firstly, it do also charges the same high peak factor price to smart homes which are not responsible to cause that peak-hour. Secondly, the collection of fine-grained data of smart homes for load forecasting and for peak hour determination raises serious threats to privacy leakage of smart home users. E.g., this real-time data can further be used to carry out various malicious activities such as forgery, routine tracking, etc. Similarly, this data can also be fed-up to non-intrusive load monitoring (NILM) mechanisms, these techniques predict the usage of a specific household appliance (such as toaster, washing machine, etc.) at a specific slot of time [6]. These NILM mechanisms can even find out any faulty appliance and can estimate its possible day of breakdown, which can further be used to carry out targeted advertisement [7]. Therefore, a mechanism that provides both; usage based dynamic pricing

¹A preliminary version has been published by 2020 IEEE International Conference on Communications (ICC 2020), June, 2020, Dublin, Ireland entitled “Differentially Private Dynamic Pricing for Efficient Demand Response in Smart Grid”.

This paper is partly supported by Australian Research Council (ARC) projects DP190101893, DP170100136, LP180100758.

along side preserving privacy of smart homes is required.

In this paper, we first work over developing a dynamic pricing strategy that facilitates the participating users and only charge the users who are responsible to cause that peak factor. In order to do so, we work over carrying out private data analysis that effectively tracks that whether the user is responsible for peak factor or not. Furthermore, to ensure privacy in the proposed strategy, we use the notion of differential privacy that adds independent and identically distributed (i.i.d) noise in the real-time metering values to preserve the privacy. The noise is added in such a manner that the data is still useful for billing, DSM, or load-forecasting. In this regard, we proposed a noise adjustment method to maximize utility alongside preserving privacy. However, it is ensured that NILM techniques will not be able to analyse the exact usage/appliance pattern due to added noise. Collectively, we propose **Demand Response enhancing Differential Pricing (DRDP)** mechanism that is responsible for both; private data reporting and usage based dynamic pricing. Experimental evaluation of our proposed DRDP mechanism shows that our mechanism incentivizes participating users by only charging the peak price to the users responsible for causing peak value along with providing the benefit of private reporting to smart grid utility.

The remainder of our paper is organized as follows; section 2 provides discussion about previous literature review and other state-of-the-art works in similar field, section 3 provides detailed discussion about system model, adversary model, and problem formulation, section 4 provides comprehensive discussion about proposed DRDP mechanism and its algorithmic foundation, section 5 covers all aspects of performance evaluation of DRDP, after that, the article is concluded in section 6 by providing concluding remarks and future directions.

II. LITERATURE REVIEW

Dynamic pricing is a well-researched domain and many works from perspective of dynamic pricing for smart grid have been carried out by researchers. However, the issue of privacy preservation while providing dynamic pricing has not been well addressed in plenty of works [14]. For instance, real-time data from smart meters can cause privacy leakage because this data can further be used to analyse smart home users' behavioural pattern [15]. In order to protect this information some privacy preserving smart metering mechanisms have been developed in the literature that we will cover in this section. Similarly, another major issue in dynamic billing is that it charge all customers irrespective of their contribution in causing of peak factor. For example, even if a user is using minimum amount of energy it charges that user the same tariff that the mechanism will charge to the person utilizing maximum capacity of its load, which can even be termed as unjust billing [16]. In this section we cover the current state-of-the-art research that has been carried out over the topic till now.

In current literature, certain works highlight the use of dynamic pricing in usage based scenario, for example, the most prominent work in this domain has been carried out by Liang *et*

al. in [8]. In this work, authors worked over usage based dynamic pricing and presented a model which uses distributed community gateway for aggregation and price control feature. In order to enhance privacy, authors used homomorphic encryption based privacy. The presented results demonstrate that the carried work enhances previous pricing models along with overcoming a certain type of privacy violation attacks. Similarly, another work in the field of dynamic billing has been carried out by authors in [9]. The authors worked over optimal dynamic pricing that ensures profitability to smart grid utility. Authors specifically worked over the trade-off between utility and profit from operators' perspective, which is further managed by using demand supply theory. However, authors did not specifically integrated any privacy preservation mechanism nor focused over privacy at all. Another work in the similar domain has been carried out by Gope and Sikdar in [3]. Authors proposed a data aggregation mechanism which also provided the benefit of dynamic pricing along with enhancing demand response in modern energy systems. To add it further, authors protected the privacy of this data by using encryption on group based data aggregation. Experimental results demonstrate that authors enhanced computational cost to provide light-weight data aggregation and billing for smart grid. Another work discussing dynamic pricing under thresholding policies have been carried out by authors in [10]. Authors developed two optimal dynamic pricing mechanisms and made greedy and sliding window heuristics for dynamic pricing. The proposed mechanism ensured that the pricing is adjusted according to power demand and supply. Authors further enhanced approximation ratio and execution time of traditional dynamic billing approaches.

The other direction in literature review is the integration of privacy preservation especially differential privacy in real-time reporting to protect smart home users' privacy. In order to do so, a solid work has been presented by Won *et al.* in [11]. Authors work over integration of the concept of differential privacy with a fault-tolerant grid communication network, which can provide both benefit of privacy and fault tolerance. Authors carried out this work by using future ciphertexts and utilized their benefits to formulate a protocol that provides communication efficiency along with providing reduction in root mean square error. Another work in this field has been carried out by Ni *et al.* that also covers the similar domain of integration of differential privacy with fault tolerance mechanism [12]. Furthermore, this proposed mechanism do also integrate range-based filtering and ElGamal encryption for secure and filtered output. The proposed mechanism of authors enhanced communication overhead along with providing efficient reduction in computational costs. A work that discussed integration of differential privacy for smart meters with renewable energy resources (RER) for real-time smart metering has been presented by authors in [7]. The work covers the aspect of real-time load monitoring along with protecting user load profiles. The provided work overcomes eavesdropping attacks and differential attack by integrating strong notion of differential privacy with RER data. In this way, authors are able to protect both: smart metering usage privacy and RER generation and consumption privacy for microgrid users. A

TABLE I
A THOROUGH ANALYSIS OF DYNAMIC BILLING AND PRIVATE SMART METERING MECHANISM IN ENERGY SYSTEMS.

Major Category	Ref No.	Focus of Article	Mechanism Type	Mechanism Functioning	Privacy Type	Metrics Enhanced	Tackled Attacks	Simulation Platform	Complexity
Dynamic Pricing	[8]	Dynamic billing	UDP: Usage based dynamic pricing	Price control & aggregation via distributed community gateway & price control	Homomorphic encryption	• Pricing Model	• Privacy violation attack	—	$O(n/2)$
	[9]	Profit & utility trade-off	Profitable smart grid by developing optimal dynamic pricing	Managed trade-off between users' utility and operator profit via demand supply theory	—	• Average profit & utility • Efficiency of Power utilization	—	AMPL	—
	[3]	Dynamic user billing	Efficient dynamic billing & demand response	Using key encryption to protect data confidentiality for group based usage data aggregation	Encryption	• Computational cost	• Eavesdropping attack • DoS attack	JCE, JPBE	—
	[10]	Dynamic pricing under thresholding policies	Developed two optimal dynamic pricing mechanisms	Greedy & Sliding-Window heuristic for price developed according to power demand	—	• Approximation Ratio • Execution Time	• —	Java CPLEX	Multiple
Private Grid Reporting	[11]	Private aggregation	Fault-tolerant & privacy assured smart grid aggregation	Worked over integration of differential privacy with fault tolerant protocol	Differential privacy	• Efficiency in communication • RMSE	• Curious aggregation attack	Realistic energy traces	$O(\log_2 N + 1)$
	[12]	Data aggregation	Using range based filtering to carry out private smart metering	Integrated range based filtering, differential privacy, & ElGamal encryption	Differential privacy & encryption	• Computational overhead • Communication overhead	• False data injection • Differential attack	Python, Miracl	—
	[7]	Protecting peak data and RER data	DPLM: Differentially Private usage monitoring with RER	Integrated differential privacy with properties of intermittent nature of RERs to preserve real-time reporting privacy	Differential privacy	• Load usage profiles	• Eavesdropping attacks • Differential attacks	Python	$O(n)$
	[13]	Privacy preserving attestation	Anonymous Attestation for Smart Meters	Privacy protection & leakage detection via signature in smart meters	Attribute Certificate & Ring Signature	• Computational time • Unforgetability	• Adaptive Chosen-Plaintext attack	Real-Time Prototype	$t + 2$
Private Dynamic Billing	This Work	Incentivized private dynamic Billing mechanism	DRDP: Differentially private Private Billing with Usage based Pricing	Differential privacy protection for smart homes along with incentivizing cooperative users via dynamic pricing	Differential privacy	• Network trust • Privacy • Usage based billing	• Mutual information sharing • Static & dynamic reporting	Python	$O(n)$

work targeting privacy preserving attestation in smart metering have been carried out by authors in [13]. Authors developed an anonymous attestation mechanism for smart meters in which they protected privacy leakage via attribute certificates and ring signatures. Authors enhanced computational complexity along with working over unforgetability. A table for detailed comparative analysis of all the mentioned mechanisms have been given in Table I.

After carrying out careful analysis of all the previous works, it can be summarized that to the best of our knowledge, no work that integrates notion of dynamic differential privacy with real-time dynamic billing have been carried out in the literature. Similarly, in the preliminary work of this article [17], we analyse the aspect of dynamic pricing and differential privacy on real-time smart metering data. In this extension article, we further propose a noise balancing mechanism for private billing, which can serve as first step forward in the direction of incentivizing users and enhancing demand response along with providing them strong privacy guarantee via differential privacy.

III. PROVIDING DIFFERENTIALLY PRIVATE DYNAMIC BILLING

In this section we demonstrate the motivation, problem formulation, system model functioning, and adversary model for our proposed DRDP mechanism.

A. Motivation of DRDP

The motivation for the proposed DRDP mechanism is given below:

- Conventional dynamic pricing mechanisms does not incentive cooperative users and charges the same price to all users within a specific area. We propose a dynamic billing strategy that only charges the users responsible to cause peak factor.
- Traditional dynamic billing strategies does not incorporate the notion of differential privacy to preserve privacy during dynamic billing. However, in our DRDP strategy, we modified the approach of dynamic billing and integrated differential privacy as a privacy preserving notion.

B. Problem Formulation

We divide the problem formulation of our proposed DRDP mechanism into two parts first we discuss the privacy re-

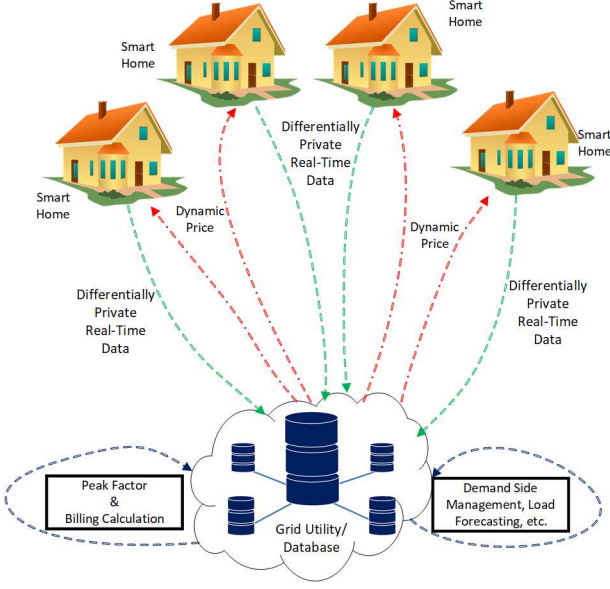


Fig. 1: The proposed system model for DRDP pricing where each smart meter node send their differentially private readings to grid utility which further adjusts the noise value via differential privacy adjustment for accurate billing.

quirements for dynamic billing and then we proposed three questions that summarizes the problem formulation of our DRDP model.

1) Privacy Requirements for Dynamic Billing Scenarios:

Traditional dynamic billing strategies does not incorporate the phenomenon of preserving privacy of homes because they are more concerned towards providing dynamic billing incentives. However, these approaches can raise serious concerns towards privacy of smart homes. Because nowadays, grid utility collect these real-time values in order to predict future load along with management of demand response, but these real-time values can leak personal information of smart home users. For instance, these values can be fed to NILM techniques that can even predict appliance usage of a specific house in a specified time-slot. Therefore, it is important to integrate privacy preservation mechanism in dynamic billing strategy to preserve privacy. In order to do so, we integrate notion of differential privacy with smart grid dynamic billing and propose our DRDP mechanism in this article.

2) *Problem Questions:* We further divided the problem definition of DRDP mechanism into three critical points mentioned as follows:

- How to incentivize cooperating users that are not responsible to cause peak factor in a particular time-slot? (cf. Section IV-B1c)
- How to preserve privacy of smart meters users along side giving them advantages of dynamic billing? (cf. Section IV-B1a)
- How to integrate the notion of differential privacy with usage based dynamic billing to provide smart homes with a billing strategy they can trust without worrying about privacy leakage? (cf. Section IV-B1)

C. System Model

The proposed system model of our DRDP mechanism comprises of two major entities e.g., smart homes and grid utility. Smart homes are entities which uses energy sent by smart generation plants to carry out daily operations. Grid utility is the entity responsible to receive protected live updates from smart homes to carry vary out billing processes. Grid utility is also responsible for storing data from all smart meters in their databased for future statistical tasks, such as DSM, load forecasting, etc.

A detailed system model is given in Fig. 1, where every smart home is linked with grid utility for real-time billing and monitoring purpose. Smart homes are equipped with smart meters which record and accumulate their real-time usage as instantaneous values (I_V). After every 10 minutes, smart meters compute a differentially private noise (M_n) from Laplace distribution and add the generated noise to (I_V) to get the protected metering value (P_v). Afterwards, smart meters report this protected metering value (P_v) to grid utility for billing and other statistical operations. Grid utility has two major operation, first is calculation of dynamic billing and other is carrying out statistical analysis.

In the first operation, grid utility provides fair dynamic pricing to all smart homes depending upon their usage. Grid utility first works over adjustment of these reported values to find the appropriate billing value. Afterwards, it gathers all real-time values (P_v) in an specified area and calculates their sum to determine whether the usage for the specific area is larger than peak value or not, in case if its larger than peak value, then it notifies all smart homes that peak-factor is in place, and warns smart homes to use minimum amount of energy. Moreover, it do also keeps track that whether a specific house is responsible to cause peak-factor or not. In case, if a specific smart home is consuming larger than average electricity value, then that smart home will be charged peak-price. Otherwise, the participating houses are only charged the normal price. A detailed demonstration about this price calculation is given in DRDP algorithm demonstration section.

In the second operation, grid utility carries out all statistical tasks along with managing load for all areas. Grid utility manages collected real-time usage data to formulize load curves for future load. Similarly, it also manages grid power stations and provides required instructions regarding different billing scenarios to according to each area.

D. Adversary Model

Adversary in our model can be an intruder that is trying to understand the real-time usage pattern of smart homes by analysing their reported readings (P_v). To demonstrate it further, adversaries are actually interested to find out more about the lifestyle of smart homes users. Adversaries can be of two types: 1) Harmless adversaries, which are just interested to know usage patterns to carry out harmless task such as targeted advertising after getting information about any damaged appliance in smart home. 2) Harmful adversaries, which can cause serious threats to lives of smart home users and can analyse the valuations to carry out unethical tasks

TABLE II
KEY NOTATIONS, DESCRIPTION, AND THEIR VALUE

Notation	Description	Value
F_n	Function of Noise	-
ABS	Absolute	-
I_v	Instantaneous Metering Value	-
D_f	Difference Value	-
B_R	Billing Reading	-
S_c	Noise Scale	-
N_r	Number of Readings	-
I_B	Instantaneous Bill	-
M_n	Metering Noise	-
G_{SN}	Grid Side Noise	-
t_s	Time Slot	-
P_v	Protected Value	-
μ	Mean Value	-
P_F	Peak Factor Value	12000Wh
P_P	Price at Peak Time	¢25
U_P	Unit Price	¢10
N	No. of Smart Meters	10
Δf	Function Sensitivity	1
ε	Epsilon (Privacy Parameter)	Multiple

such as burglary, and theft, etc.

We further divide the adversarial attacks in our DRDP mechanism into two categories: 1) external attack from adversaries, in which adversarial attacker attacks the link of communication between smart home and smart grid utility in order to find out detailed usage information about homes in a specific region. 2) Internal adversarial attack, in which some internal grid entity act as an adversarial body and misuses the collected data from grid utility. Since grid utility databases have large amount of data from all local regions, they can pose large harm in case they act as adversary. Furthermore, in this scenario, we assume that adversary is curious-but-honest, as it will not modify, nor will alter or delete the received smart homes readings.

IV. DRDP MECHANISM AND ITS CORE FUNCTIONALITIES

A. Preliminaries of DRDP

1) *Differential Privacy*: The notion of noise addition based privacy preservation also known as differential privacy was first introduced by Cynthia Dwork in 2006 as a mean to protect database privacy [18], [19]. Differential privacy works on the concept of addition of i.i.d noise to obstruct malicious adversaries from recovering private data from sensitive datasets [20]. The notion was first used in statistical databased, but later on researches identified that it also provides fruitful results when it is used on real-time data [21]. In this article we use i.i.d noise generated from Laplace mechanism of differential privacy in order to preserve privacy of smart metering real-time data. The formal definitions of differential privacy are as follows:

Definition 1 (Adjacent Datasets)

In a given database D^n consisting of n-dimensions, a query function Q will provide ε -differential privacy P_d if $\forall I_1, I_2 \in D^n$ vary by only a single element and all elements of $R \in \text{range}(Q)$ [22]. Where R is the output value, D is

Algorithm 1 Algorithm for Differentially Private Dynamic Pricing for Demand Response Enhancement

```

1: while DifferentialDynamicPricing do
2:   Input  $\leftarrow F_n, N, P_F, U_p, P_p, I_v, \varepsilon, \mu, \Delta f$ 
3:   Output  $\leftarrow P_v, B_R, I_B, D_f$ 

  FUNCTION  $\rightarrow$  DifferentialReporting( $N, I_v, \varepsilon_1, \mu, \Delta f_1$ )
4:   for (each  $i$  in  $N$ ) do
5:     Initialize Mean ( $\mu$ ), epsilon ( $\varepsilon_1$ ), sensitivity  $\Delta f_1$ 
6:     Calculate Scale  $S_{c1} = \frac{\Delta f_1}{\varepsilon_1}$ 
7:     Calculate Noise =  $\text{Lap}(I_{v_i}, \mu, S_{c1})$ 
8:     Set Meter Noise =  $M_n = \text{ABS}[\text{Lap}(I_{v_i}, \mu, S_{c1})]$ 
9:     Set Protected Value =  $P_v = I_{v_i} + M_n$ 
10:   end for
11:   return  $P_v$ 

  FUNCTION  $\rightarrow$  DifferentialNoiseAdjustment( $N, P_v, \varepsilon_2, \mu, \Delta f_2$ )
12:   for (each  $i$  in  $N$ ) do
13:     Initialize Mean ( $\mu$ ), epsilon ( $\varepsilon_2$ ), sensitivity  $\Delta f_2$ 
14:     Calculate Scale  $S_{c2} = \frac{\Delta f_2}{\varepsilon_2}$ 
15:     Calculate Noise =  $\text{Lap}(P_{v_i}, \mu, S_{c2})$ 
16:     Set Grid Side Noise =  $G_{SN} = \text{ABS}[\text{Lap}(P_{v_i}, \mu, S_{c2})]$ 
17:     Set Bill Reading =  $B_{R_i} = P_{v_i} - G_{SN}$ 
18:   end for
19:   return  $B_R$ 

  FUNCTION  $\rightarrow$  DynamicBilling( $N, P_F, B_R, U_p, P_p$ )
20:   for (each  $i$  in  $N$ ) do
21:     Set Sum =  $\sum B_{R_i}$ 
22:   end for
23:   if Sum  $\geq P_F$  then
24:     Set Avg =  $P_F / N$ 
25:     for (each  $j$  in  $N$ ) do
26:       if  $I_{v_j} \geq \text{Avg}$  then
27:          $I_{B_j} = B_{R_j} * P_P$ 
28:          $D_f = B_{R_j} - \text{Avg}$ 
29:       else
30:          $I_{B_j} = B_{R_j} * U_P$ 
31:          $D_f = \text{Avg} - B_{R_j}$ 
32:       end if
33:     end for
34:   else
35:     for (each  $k$  in  $N$ ) do
36:        $I_{B_k} = I_{B_k} * U_P$ 
37:     end for
38:   end if
39:   return  $I_B, D_f$ 
40: end while

```

designated database, and Q is the requested function of query that satisfies ε -differential privacy.

$$P_d[Q(I_1) \in R] \leq e^\varepsilon \times P_d[Q(I_2) \in R] \quad (1)$$

In the above, $\text{range}(Q)$ is the possible range for output value of function Q . Correspondingly, the term ε is the privacy parameter used to determine the amount of noise which is directly linked with the privacy level [23], [24]. From perspective of real-time data obfuscation of smart grid, we use the concept of point-wise differential privacy, which was first introduced by Eibl *et al.* in [25].

Definition 2 (Point-wise Sensitivity)

Every real-time value can be counted as an independent entity, and this value can be obfuscated individually on the basis of its current attributes without linking it with its neighbouring

value. The formal equation for point-wise sensitivity is given as follows:

$$\Delta_{PW}(f) = \max_{t_s, i_1, i_2} |f_{t_s}(i_1) - f_{t_s}(i_2)| = \max_{i, t_s} |X_{i, t_s}| \quad (2)$$

In our DRDP mechanism, data obfuscation is carried out using the concept of point-wise obfuscation mentioned in Eq. 2. Furthermore, the sensitivity parameter (ε) controls the level of noise for any particular smart meter in a specific time slot (t_s). The value of ε can be varied according to the need, however, this value cannot be taken negative. For interested audience, a more detailed discussion regarding differential privacy can be found in [26].

2) *Demand Response & Dynamic Billing*: DSM can formally be defined as a method to alter smart home usage profiles in order to match them with the energy supplies [27]. Similarly, DSM techniques are also being used to reduce operational cost, overcoming black outs, and to reduce emissions of CO₂ [28]. Among all DSM mechanisms, DR management is considered to be the most prominent one to maintain a balance between load and supply curve. DR programs are designed and deployed in modern smart grids to enhance participation of smart homes in load balancing. Many types of DR mechanisms have been discussed in literature such as control based, offer based, and decision variable based [5]. Among these mechanisms, offer based mechanisms got the significant amount of attention because they directly incentive users and users can directly see their participation [29].

In offer based DR models, motivation is developed among smart homes to use minimal amount of energy in the given time slot so that grid utility can balance the load curve and can predict the load in the most proficient manner [30]. In this article, we use a subcategory of offer based DR mechanism in which we provide incentives to participating users on the basis of the factor that whether they are contributing in causing peak factor or not.

B. Functioning of DRDP Mechanism

We divide the discussion about functioning into two parts, one part discusses the algorithm and the other part discusses the theoretical analysis of the proposed work.

1) *DRDP Algorithm*: The proposed DRDP algorithm can further be split into three parts, first two discuss about differential privacy, while the third talk about incentivizing of smart homes. In this section, we discuss all three parts from technical perspective.

a) *DRDP Private Reporting*: In order to protect the instantaneous values (I_V) of smart meters, we use the phenomenon of differentially private noise addition using Laplace differential privacy mechanism. The pseudo-code for noise addition is given in first Function of Algorithm 1. The noise via Laplace is calculated as follows:

$$\text{Lap}(I_V, \mu, S_{c1}) = f(I_V, \mu, S_{c1}) = \frac{1}{2S_{c1}} e^{\frac{|I_V - \mu|}{S_{c1}}} \quad (3)$$

Similarly, the above equation can further be broken down for detailed understanding by substituting the value of ($S_{c1} =$

$\frac{\Delta f_1}{\varepsilon_1}$), the new equation will be:

$$f\left(I_V; \mu, \frac{\Delta f_1}{\varepsilon_1}\right) = \frac{1}{2\frac{\Delta f_1}{\varepsilon_1}} \cdot e^{\left(-\frac{|I_V - \mu|}{\frac{\Delta f_1}{\varepsilon_1}}\right)} \quad (4)$$

The calculated noise is then added into the instantaneous value of smart meters to produce a noisy output as follows:

$$\sum_{i=0}^N (P_{v_i} = I_{V_i} + \text{ABS}[\text{Lap}(I_{v_i}, \mu, S_{c1})]) \quad (5)$$

Finally, this protected noisy value is then sent to smart grid utility for billing, storage, and future statistical evaluation. Grid utility first works over adjustment of noisy values for billing calculation and then carry out various statistical analysis over these reading such as carrying out load forecasting, etc. It is important to highlight that the protected noisy instantaneous values does not have any significant effect on billing or load forecasting as far as the ε value is maintained accordingly.

b) *Differential Noise Adjustment*: The second function in DRDP mechanism is differential noise adjustment, via this function, grid utility generate a random i.i.d noise at its end and reduces this noise value from the reported reading in order to match the accurate value for billing. Firstly, the noise is generated at the grid utility end by using similar Laplace noise mechanism [31]. Usually the epsilon value is the same as that of smart meter end, but it can be varied if required. The formal distribution used at grid utility end is as follows:

$$\text{Lap}(P_v, \mu, S_{c2}) = f(P_v, \mu, S_{c2}) = \frac{1}{2S_{c2}} e^{\frac{|P_v - \mu|}{S_{c2}}} \quad (6)$$

The generated noise is then reduced from protected value to generate the final reading value for billing and future analysis. The equation for this process is as follows:

$$\sum_{i=0}^N (B_{R_i} = P_{v_i} - \text{ABS}[\text{Lap}(P_{v_i}, \mu, S_{c2})]) \quad (7)$$

It is important to mention that it is not compulsory that the newly generated value (B_R) will always match the original value (I_V), because there is always a possibility that the new noise value could be pretty small or pretty large as compared to the original noise value generated at meters' end. In majority of adjustments, both the original and new generated values are pretty similar. But there will always remain a sense of ambiguity and uncertainty in output values even after removal of noise. This introduction of ambiguity is the actual requirement of any differential privacy mechanism, that an adversary will not be able to predict with confidence regarding presence or absence of any individual. In our scenario, if an adversary even gets the corrected values (B_R) from grid utility, even then these values will be of no use to NILM mechanisms. As these NILM mechanisms will not be able to predict with confidence regarding presence or absence of any specific appliance in smart home because of the noise ambiguity factor. On the other hand, this noise adjustment does not have much effect of billing values and results have shown that a very minimal

level of error is found in billing, which can be ignored because of being very small.

c) *Incentivizing Participating Homes:* Conventional mechanisms of dynamic pricing charge all users the same price irrespective of their usage, however, in our proposed DRDP mechanism we only charge homes who are causing the peak factor in that specific region. Because of this, cooperative users will have a motivation to take part in DSM programs, which eventually will have beneficial effect on load curve. The third function of our proposed DRDP algorithm (Algorithm. 1) determines and calculate dynamic bill for each smart home. Firstly, adjusted readings values (B_R) of all smart homes is collected and sum of all these values is computed via grid utility ($sum = \sum_1^N B_R$). Afterwards, grid utility derives the peak factor value (P_F) for that specific time-slot according to the load curve given by grid utility. Once P_F is determined, utility compares the summation value (sum_{B_R}) with peak value (P_F) to determine that whether the instantaneous sum of all smart homes exceeds peak or not ($sum_{B_R} \geq P_F$). In case if instantaneous sum is greater than the selected peak factor, then the smart meter homes are given a notification that peak factor is in place and energy usage is being charged according to the peak prices. Along with the peak factor comparison, grid utility also calculates instantaneous average value according to the peak factor and number of smart homes via ($avg = \frac{P_F}{n}$). The instantaneous value of each smart home B_R is then compared with this calculated average and in case if the smart home is using energy higher than average, then they are charged for peak prices, for example if N^* are the smart homes using energy larger than average, then the billing will be as follows:

$$\sum_{i=1}^{N^*} I_{B_i} = \sum_{i=1}^{N^*} (B_{R_i} \times P_{FP}) \quad (8)$$

Contrary to this, if some smart home is participating in DSM and is using less energy, then they are charged off-peak price (U_{OP}) as follows:

$$\sum_{i=1}^{N^P} I_{B_i} = \sum_{i=1}^{N^P} (B_{R_i} \times U_{OP}) \quad (9)$$

We further add the phenomenon of communicating smart homes regarding the energy difference with respect to average value. For example, if a meter is only using 50W more than peak value, which they can reduce, or a smart home is just 10W short from reaching peak value and they do not want to get into peak zone. In order to do so, we calculate the difference between their instantaneous reading (B_R) and the average (Avg) via ($D_f = B_R - Avg$) for peak users and ($D_f = Avg - B_R$) for non-peak users. This calculated difference value will then be transmitted to respective smart home to notify them about their usage.

2) *Theoretical Analysis:* We divide theoretical analysis into three major parts; firstly, we provide extensive theoretical analysis for differential privacy guarantees. Then, we analyse cooperative state in our DRDP model, and afterwards, we provide complexity analysis for the proposed algorithm.

a) *Differential Privacy Analysis:* In order to demonstrate that our proposed noise addition mechanism follows differential privacy guarantee, we carry out extensive theoretical evaluation. We evaluate both of the proposed functions, first we proved that noise addition at smart metering side satisfies differential privacy guarantee. Afterwards, we prove that our noise adjustment mechanism at grid utility end also satisfied differential privacy guarantee. The detailed evaluation is given as follows:

Theorem 1: *Differentially private metering reporting function of our proposed DRDP mechanism satisfies ϵ_1 -differential privacy guarantee.*

Proof: Let us consider M_n & $M'_n \in N^{|X|}$ in a way that $||M_n - M'_n||_1 \leq 1$. The arbitrary string length up to ' i ' for M_n & M'_n will be $M = \{N_1, N_2, \dots, N_i\}$. Thus, given that both M_n & M'_n can further be linked with Laplace distribution via probability density function as p_{M_n} & $p_{M'_n}$ respectively. These two probability functions can be compared at given arbitrary string (according to Laplace theorem in [32]) as follows:

$$\frac{p_{M_n}[M = \{N_1, N_2, \dots, N_i\}]}{p_{M'_n}[M = \{N_1, N_2, \dots, N_i\}]} = \quad (10)$$

$$\prod_{j=1}^k \frac{\exp\left(-\frac{\epsilon_1 |F_n(M_n)_j - N_j|}{\Delta f_1}\right)}{\exp\left(-\frac{\epsilon_1 |F_n(M'_n)_j - N_j|}{\Delta f_1}\right)} \quad (11)$$

$$= \prod_{j=1}^k \exp\left(\frac{\epsilon_1 (|F_n(M'_n)_j - N_j| - |F_n(M_n)_j - N_j|)}{\Delta f_1}\right) \quad (12)$$

$$\leq \prod_{j=1}^k \exp\left(\frac{\epsilon_1 (|F_n(M_n)_j - N_j|)}{\Delta f_1}\right) \quad (13)$$

$$= \exp\left(\frac{\epsilon_1 (|F_n(M_n) - N_j|)}{\Delta f_1}\right) \quad (14)$$

$$\leq \exp(\epsilon_1) \quad (15)$$

Thus, the above statements prove that differentially private reporting of our DRDP satisfies ϵ_1 -differential privacy. Since, in real-time reporting, we are taking noise values to accumulate in I_v , so, the given differential privacy function following positive side of noise symmetry.

Theorem 2: *Differential noise adjustment function of our proposed DRDP mechanism satisfies ϵ_2 -differential privacy guarantee.*

Proof: Let us consider G_{SN} & $G'_{SN} \in N^{|X|}$ in a way that $||G_{SN} - G'_{SN}||_1 \leq 1$. The arbitrary string length up to ' i ' for G_{SN} & G'_{SN} will be $G_S = \{G_1, G_2, \dots, G_i\}$. Thus, given that both G_{SN} & G'_{SN} can further be linked with Laplace distribution via probability density function as $p_{G_{SN}}$ & $p_{G'_{SN}}$ respectively. These two probability functions can be compared at given arbitrary string (according to Laplace theorem in [32]) as follows:

$$\frac{p_{G_{SN}}[G_S = \{G_1, G_2, \dots, G_i\}]}{p_{G'_{SN}}[G_S = \{G_1, G_2, \dots, G_i\}]} = \quad (16)$$

$$\prod_{j=1}^k \frac{\exp\left(-\frac{\varepsilon_2 |F_n(G_{SN})_j - N_j|}{\Delta f_1}\right)}{\exp\left(-\frac{\varepsilon_2 |F_n(G'_{SN})_j - N_j|}{\Delta f_1}\right)} \quad (17)$$

$$= \prod_{j=1}^k \exp\left(\frac{\varepsilon_2 (|F_n(G_{SN})_j - N_j| - |F_n(G'_{SN})_j - N_j|)}{\Delta f_1}\right) \quad (18)$$

$$\leq \prod_{j=1}^k \exp\left(\frac{\varepsilon_2 (|F_n(G_{SN})_j - |F_n(G'_{SN})_j|)}{\Delta f_1}\right) \quad (19)$$

$$= \exp\left(\frac{\varepsilon_2 (||F_n(G_{SN}) - |F_n(G'_{SN})||)}{\Delta f_1}\right) \quad (20)$$

$$\leq \exp(\varepsilon_2) \quad (21)$$

Thus, the above statements prove that differential noise adjustment function of our DRDP satisfies ε_2 -differential privacy. Since, in noise adjustment, we are taking removing noise values in order to match the correct values of I_v as much as possible. So, the given noise adjusting differential privacy function following negative side of noise symmetry.

Both Theorems 1 & 2 can be combined to prove that both side of symmetries of Laplace distribution are followed in our DRDP model.

Theorem 3: *Differential noise adjustment function of our proposed DRDP mechanism satisfies ε_2 -differential privacy guarantee.*

Proof: In our proposed DRDP algorithm, Laplace distribution of differential privacy is applied in a sequential step-wise manner via ε_1 & ε_2 privacy budgets. Thus, by following composition theorem of differential privacy according to Lemma 1, if we perform sequential perturbation on same smart metering data by using ε_1 & ε_2 , then, they can be accumulated via summation to prove differential privacy guarantee (e.g., $\sum_j \varepsilon_j - dp$). Therefore, our proposed differential noise addition (using ε_1) and differential noise adjustment (using ε_2) of DRDP can be written as $(\varepsilon_1 + \varepsilon_2)$ -differential privacy to prove guarantee via composition theorem.

b) *Cooperative State Analysis:* Considering the system model and functioning given in previous sections, it can be visualized that at the time of peak-factor in place, two types of behaviours of smart meter nodes can be seen. Either they are in cooperative state (e.g., using less than average) or in non-cooperative state (using more than average). Based on these conditions, we devise two states of systems named as cooperative and non-cooperative. To clear it further, we developed the notion that when at least half of the smart meters will be in a cooperative state and using less than average value, then the complete network will be in a cooperative state. Contrary to this, if less than half of the smart metering nodes are using more than average, then the system will be in a non-cooperative state. These states can be used to determine the future response of the system based upon its current states. In order to elaborate it further, we carry out extensive theoretical analysis of these states using probability theory concepts, which is explained further.

Theorem 4: *The probability of system being in cooperative state is:*

$$P_{CS} = \sum_{q=\lceil \frac{N}{2} \rceil}^N \binom{N}{q} (P_{LU}^{(m)})^q (P_{HU}^{(m)})^{N-q} \quad (22)$$

In the above equations, P_{LU} and P_{HU} are cooperative and non-cooperative user probabilities respectively which are demonstrated in detail below.

Proof: Considering the factor that a smart meter can either be in a cooperative or a non-cooperative state we determine the state probability vectors as follows:

$$P_{LU} = \{P_{L(1)}, P_{L(2)}, P_{L(3)}, \dots, P_{L(N)}\}$$

$$P_{HU} = \{P_{H(1)}, P_{H(2)}, P_{H(3)}, \dots, P_{H(N)}\}$$

Consider S_m be the binomial random variable for smart meters in a cooperative state, then $P(S_m = q)$ will be the probability that q number of nodes in cooperative state during peak-hours, which can be written as follows:

$$P\{S_m = q\} = \binom{N}{q} (P_{LU}^{(m)})^q (1 - P_{LU}^{(m)})^{N-q} \quad (23)$$

The system will remain in non-cooperative state unless $\lceil \frac{N}{2} \rceil$ smart meters enters in cooperative state, so, the probability of being in non-cooperative state can be calculated from Eq. 23 as follows:

$$P_{NC} = \sum_{q=0}^{\lfloor \frac{N}{2} \rfloor} \binom{N}{q} (P_{LU}^{(m)})^q (1 - P_{LU}^{(m)})^{N-q} \quad (24)$$

Complying with the probability condition that $(P_{CS} + P_{NC} = 1)$, the above equation can be written as:

$$\begin{aligned} P_{CS} &= 1 - P_{NC} \\ &= 1 - \sum_{q=0}^{\lfloor \frac{N}{2} \rfloor} \binom{N}{q} (P_{LU}^{(m)})^q (1 - P_{LU}^{(m)})^{N-q} \end{aligned} \quad (25)$$

According to the probability vectors of P_{LU} and P_{HU} , individual values of each vector can be compared according to the probability condition of summation equal to 1 (e.g., $P_{L(1)} + P_{H(1)} = 1$, which can further generalized for above summation as $P_{LU}^{(m)} + P_{HU}^{(m)} = 1$. So, Eqn. 25, will become:

$$P_{CS} = 1 - \sum_{q=0}^{\lfloor \frac{N}{2} \rfloor} \binom{N}{q} (P_{LU}^{(m)})^q (P_{HU}^{(m)})^{N-q} \quad (26)$$

The above equation provides the probability of system being in cooperative state, which means that at least $\lceil \frac{N}{2} \rceil$ nodes are in cooperative state. So, the Eqn. 26 can be modified to prove the theorem as follows:

$$P_{CS} = \sum_{q=\lceil \frac{N}{2} \rceil}^N \binom{N}{q} (P_{LU}^{(m)})^q (P_{HU}^{(m)})^{N-q} \quad (27)$$

Moreover, Eq. 27 can be used to determine the expected value of smart meters, which is used to determine the expected number of smart meter nodes in cooperative state at different probability values. So, the equation for expectation can be derived from Eq. 27 as:

$$E[P_{CS}] = \sum_{q=\lceil \frac{N}{2} \rceil}^N q \cdot \binom{N}{q} (P_{LU}^{(m)})^q (P_{HU}^{(m)})^{N-q} \quad (28)$$

c) Complexity Analysis:

The proposed DRDP Algorithm for real-time private reporting and smart dynamic billing is computationally efficient as it utilizes minimal required amount of operations for its execution.

Theorem 5: The computational complexity of our proposed DRDP Algorithm has an upper bound of $\mathcal{O}(N)$.

Proof: The propose DRDP algorithm can be divided into three sub-algorithms, which are executed sequentially and are named as differential reporting, differential noise adjustment, and differential dynamic billing. The first sub-algorithm in DRDP is differential reporting, which calculates and adds differential noise for each smart meter and report this value to grid utility. This part mainly comprises of ‘for’ loop, which is iterated for ‘N’ number of times. It is important to note that ‘for’ loops in out algorithm have computational complexity of $\mathcal{O}[3(N+1)]$. This complexity value of $\mathcal{O}[3(N+1)]$ is further rounded to $\mathcal{O}(N)$ for simplicity. The statements from Line 5 - Line 9 comprise of initialization, noise computation, and addition, these statements are considered as computationally constant because they are executed only once in the ‘for’ loop. Therefore, they have computational complexity of $\mathcal{O}(1)$. So, this part of DRDP has an upper bound of $\mathcal{O}(N)$ computational complexity.

Similarly, the second ‘differential noise adjustment’ part of DRDP algorithm has similar computational complexity $\mathcal{O}(N)$ because of similar statements present in it, with just a slight difference of reduction of noise value on Line 17. However, this difference does not make any variance in computational complexity, and overall upper bound computational complexity of noise adjustment mechanism is also $\mathcal{O}(N)$. It is important to note that the exponential function used in noise determination from Laplace distribution on Line 7 & Line 13 are only executed once. These are not continuous exponential and only execute after getting a fixed set of inputs, therefore, the complexity of these exponential statements is considered as constant $\mathcal{O}(1)$.

The third dynamic billing part of DRDP further comprises of two steps, first is computes sum and the compare it with reading for billing price. In the first part, for loop is executed for ‘N’ number of times to calculate sum, so, it has computational complexity of $\mathcal{O}(N)$. Afterwards, an ‘If’ condition is used to determine the occurrence of peak factor, which is a contact statement and have complexity of $\mathcal{O}(1)$. In case of both positive and negative ‘if’, a ‘for’ loop is executed for an ‘N’ number of times which have computational complexity of $\mathcal{O}(N)$. All these statements can further be combined to state that the upper bound of computational complexity of dynamic billing function is $\mathcal{O}(N)$.

Keeping in view, the upper bounds of all three sub-algorithms, it can be stated that the upper bound computational complexity of our proposed DRDP mechanism is $\mathcal{O}(N)$.

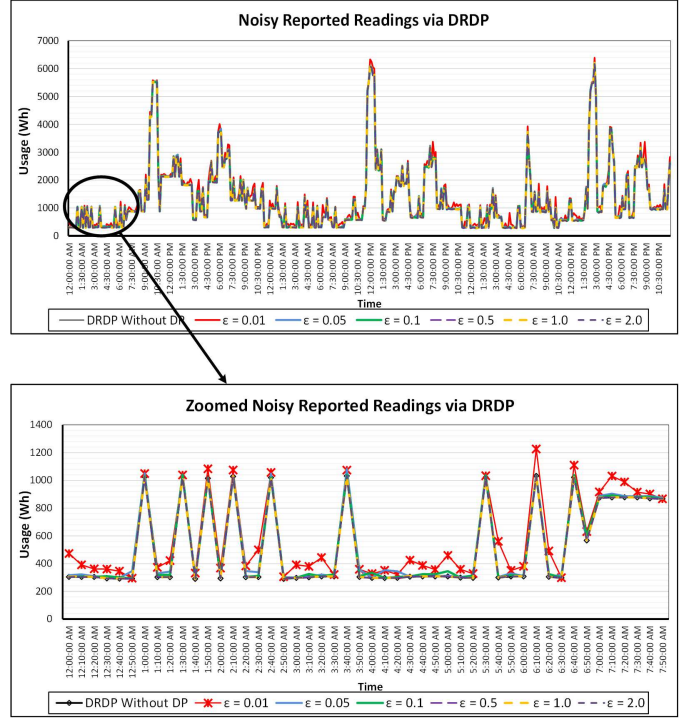


Fig. 2: Performance Evaluation of Noisy Reporting Function of DRDP Mechanism. The graph shows absolute private values reported to smart grid utility from smart meter after addition of differentially private noise at different epsilons (ϵ) values.

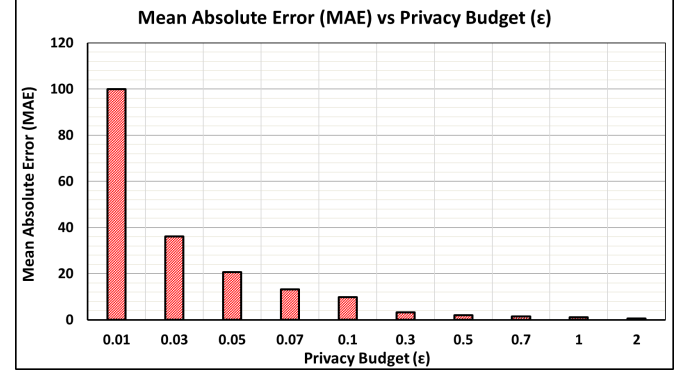


Fig. 3: Analysis of Mean Absolute Error (MAE) Added in each Meter Reading with Respect to Privacy Budget (ϵ). The values of MAE are absolute error values and are not in percentage.

V. PERFORMANCE EVALUATION OF DRDP

In this section, we provide the evaluation results of our proposed DRDP algorithm along the comparison with similar state-of-the-art works. To evaluate our DRDP mechanism, we took the dataset of [33], and further modified it with respect to grid utility, and smart homes scenario. Furthermore, for comparison, we gained the UDP idea from work carried out in [3]. To perform experimental evaluation, we made use of the library NumPy from Python 3.0, and performed experiments over smart meter transmitted data having an interval of 10 minutes between each reading. The simulation parameters used in our experiment are provided in Table. II.

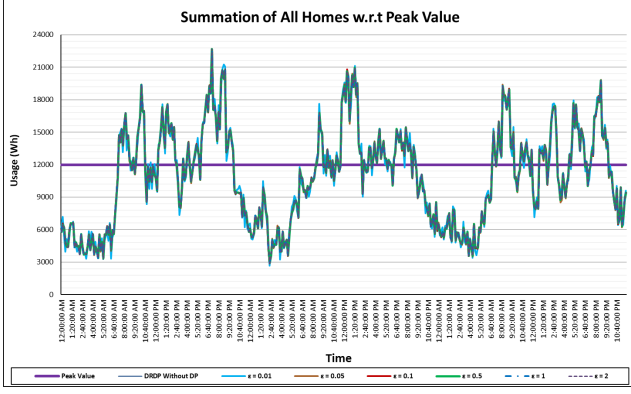


Fig. 4: Accumulated Sum of All Participating Homes after Noise Adjustment via DRDP.

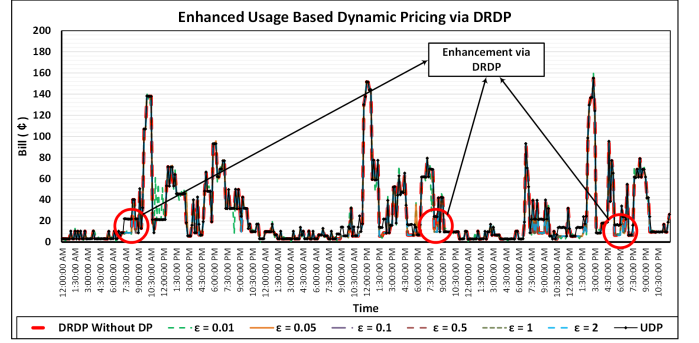


Fig. 6: Billing Graphs for a Randomly Picked Smart Home in order to Visualize the incentive given by DRDP as Compared to UDP Pricing [3].

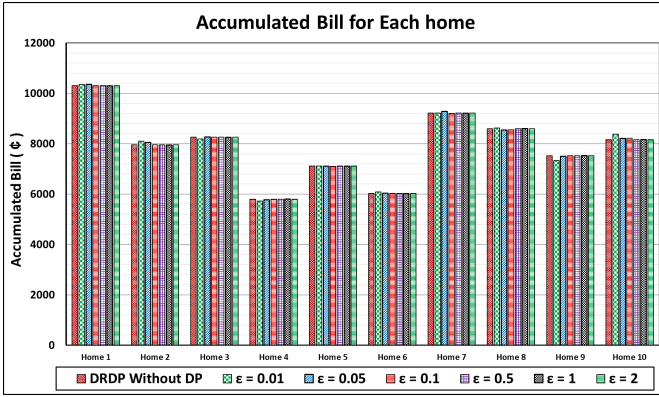


Fig. 5: Accumulated Billing Sum for 10 Homes Using after using Incentivized Dynamic Billing of DRDP on Adjusted Noise Values Reported at Different Privacy Budgets.

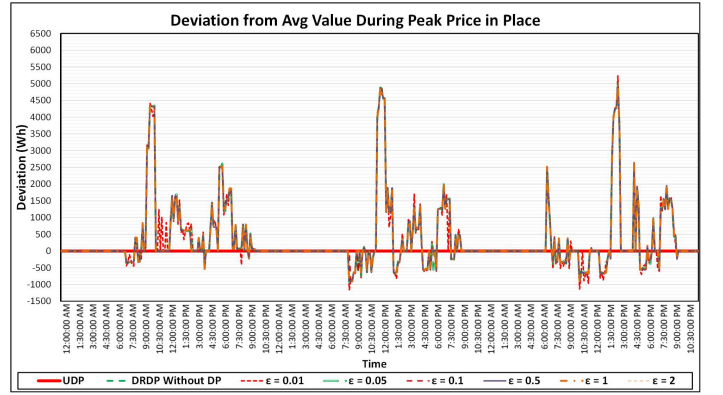


Fig. 7: Evaluation of Deviation Notification Function of DRDP from Each Bill reading for a Smart Home.

We further divide the experimental evaluation into three parts, first we analyse DRDP strategy from perspective of differential privacy noise addition and adjustment, afterwards, we analyse the dynamic billing, and finally we evaluate the cooperative smart home analysis.

A. Private Grid Reporting and Noise Adjustment

The graphs presented in Fig. 2, 3, and 4 demonstrate the noise reporting and adjustment scenario. Firstly in Fig. 2, two graphs are shown, the first graph demonstrate the real-time readings reported from smart meter to grid utility. The graph is built using 3 days data of a smart home readings at different values of privacy parameters. The second graph in the figure is the zoomed version of first graph, which is zoomed in order to visualize the changes due to added noise. From both of the figures, it can be seen that the addition of noise distort the original values for privacy protection. Especially, when the value of ϵ is small, large distortion can be seen at the values, which means more privacy is preserved. Fig. 3 can be visualized in order to find out the error rate at each ϵ value. Mean absolute error (MAE) in our DRDP is calculated by taking the sum of absolute difference between noisy values and original values for a smart home through out the reported

time, and then this accumulated difference is divided by the total readings involved in the experiment (e.g., 3 days in our experiments) ($MAE = \frac{\sum_{n=1}^{N_r} |P_v - I_v|}{N_r}$). From Fig. 3, it can be seen that the value of MAE is highest at the time of $\epsilon = 0.01$, and it tend to reduce with the increasing value of ϵ . It is important to mention that lower values does not mean that privacy is not preserved, as the lower values do also preserve privacy of smart meters from NILM strategies to a greater extent as NILM strategies cannot predict with confidence due to added noise.

Moving further to noise adjustment, the first graph demonstrating the effect on accumulated meter reading can be seen in Fig. 4. The given graph demonstrates the summation of all homes for 3 days after noise adjustment. It can be seen from the graph, that even after summation of values from all 10 homes, very minimal difference can be seen with respect to original value ‘without proposed DRDP’. Which means that the adjusted values are pretty close to the original values, which directly means that the error in the billing value will be very minimal which can be neglected by considering it as a trade-off of preserving privacy. These adjusted values are then fed to billing function for bill calculation, which is demonstrated in the next part of performance evaluation.

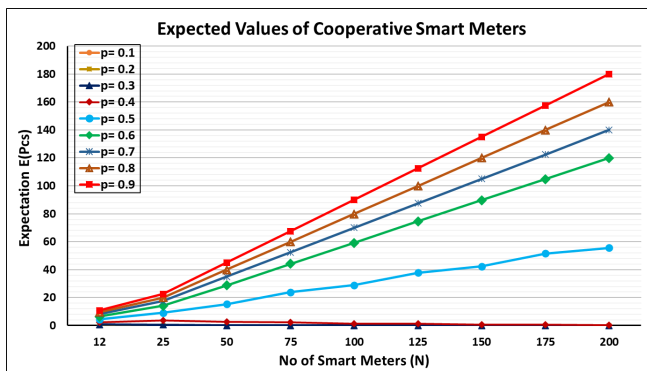


Fig. 8: Expectation of Smart Homes for Cooperative State Analysis at Different Probability Values.

B. Incentivized Billing Evaluation

Since, billing is another major aspect of our contribution, so, we demonstrate this functionality by showing as much as possible experimental results in Fig. 5, 6, 7. The major concern while calculating billing from noisy values was that it will have huge error, and this will not be able to match with original values. However, we overcome this concern by proposing noise adjustment function, and we evaluate its usefulness at different ϵ values and showed it in Fig. 5. The accumulated bill shown in the figure is calculated by accumulating billing values of all smart homes within a timespan of three days. In the given figure, first bar in red texture shows the proposed dynamic billing strategy but without noise addition. However, the remaining bars show the accumulated reading of a smart home by using noisy values at different privacy budgets. From the results, it can be visualized that there is very minimal difference in bills of all smart homes. Even at $\epsilon = 0.01$, when the value of noise is pretty high at the time of reporting, even then the accumulated bill of all smart homes have very low or no variance with respect to original bill. These results demonstrate the effectiveness of our noise adjustment function, that from surface level one can take perception that the noisy value might cause bill billing error, but this did not happened. Contrary to this, in the long-run the overall billing difference is negligible. So, we firmly believe that our proposed mechanism can be implemented in real-time smart meters to protect their privacy along side providing them usage based dynamic billing.

Furthermore, in Fig. 6, the separated billing graph for one smart home can be visualized. In the given graph, it can be visualized that our proposed DRDP mechanism only charges the user when they are causing the peak factor and it does not charges when the specific home is not causing peak factor. E.g., from 07:30PM to 09:00PM, it can be seen that the home was not responsible for causing the peak factor, however, the UDP strategy charged the smart home with peak price. Same result can be seen at almost everyday in the time-slot from 07:30PM to 09:00PM, as the home is generally cooperating in these slots because the peak factor has occurred. Therefore, according to DRDP strategy, it is being charged low price because of its cooperation, however, in UDP mechanism, it is being charged according to the same tariff as that of other

smart homes. The third graph in Fig. 7 shows the output of deviation function that we added in our enhanced pricing model. This function calculates the difference of a smart meter from the average value and report the difference to smart meter user in order for him to take adequate action. E.g., in case if peak factor is in place and a smart home is just using few watts less than peak value, then it is notified that you are 'X' amount short from reaching average value. This notification is like an initial alert message to smart home user, which afterward try to control its usage a bit further in order to not fall above peak factor.

C. Cooperative State Evaluation

From the perspective of cooperative state analysis, we provide experiments results in Fig. 8. In the given figure, expected value of number of smart meters has been shown at different probability values. For example, in case of 12 smart meters, the expectation is minimum at $p = 0.1$, however, the same values reached approximately the maximum limit at $p = 0.9$. The same trend can be visualized for other number of smart meters as well, which can be used to conclude that higher the probability value, higher will be the expected number of smart meters in cooperative state.

Hence, after careful analysis of the experimental results provided in experimental graphs, it can easily be determined that DRDP mechanism efficiently provide smart metering privacy along with providing benefit to cooperative users in dynamic billing scenario.

VI. CONCLUSION

In this paper, we enhance traditional dynamic billing mechanism for smart homes by providing an incentivising dynamic pricing mechanism for cooperative users. Furthermore, we provide a differentially private reporting mechanism for smart meters to protect their privacy. Collectively, a **Demand Response enhancing Differential Pricing (DRDP)** mechanism have been proposed to be incorporated into smart meters and grid utility for demand side management. A detailed theoretical analysis have been carried out for our proposed DRDP mechanism. Similarly, extensive performance evaluation at different privacy parameters have been carried out as well. The provided analysis and performance evaluation show that our proposed DRDP mechanism outperforms traditional and state-of-the-art works in dynamic pricing and private smart metering.

REFERENCES

- [1] P. Kumar, Y. Lin, G. Bai, A. Pavard, J. S. Dong, and A. Martin, "Smart grid metering networks: A survey on security, privacy and open research issues," *IEEE Communications Surveys & Tutorials*, vol. 21, no. 3, pp. 2886–2927, 2019.
- [2] Z. Ma, H. Zhong, Q. Xia, and C. Kang, "A block-of-use electricity retail pricing approach based on the customer load profile," *IEEE Transactions on Smart Grid*, vol. 11, no. 2, pp. 1500–1509, 2020.
- [3] P. Gope and B. Sikdar, "An efficient data aggregation scheme for privacy-friendly dynamic pricing-based billing and demand-response management in smart grids," *IEEE Internet of Things Journal*, vol. 5, no. 4, pp. 3126–3135, 2018.

- [4] M. Majidi and K. Zare, "Integration of smart energy hubs in distribution networks under uncertainties and demand response concept," *IEEE Transactions on Power Systems*, vol. 34, no. 1, pp. 566–574, 2019.
- [5] J. S. Vardakas, N. Zorba, and C. V. Verikoukis, "A survey on demand response programs in smart grids: Pricing methods and optimization algorithms," *IEEE Communications Surveys & Tutorials*, vol. 17, no. 1, pp. 152–178, 2015.
- [6] K. Chen, Y. Zhang, Q. Wang, J. Hu, H. Fan, and J. He, "Scale-and context-aware convolutional non-intrusive load monitoring," *IEEE Transactions on Power Systems*, vol. 35, no. 3, pp. 2362–2373, 2020.
- [7] M. U. Hassan, M. H. Rehmani, R. Kotagiri, J. Zhang, and J. Chen, "Differential privacy for renewable energy resources based smart metering," *Journal of Parallel and Distributed Computing*, vol. 131, pp. 69–80, 2019.
- [8] X. Liang, X. Li, R. Lu, X. Lin, and X. Shen, "Udp: Usage-based dynamic pricing with privacy preservation for smart grid," *IEEE Transactions on Smart Grid*, vol. 4, no. 1, pp. 141–150, 2013.
- [9] J. Ferdous, M. P. Mollah, M. A. Razzaque, M. M. Hassan, A. Alamri, G. Fortino, and M. Zhou, "Optimal dynamic pricing for trading-off user utility and operator profit in smart grid," *IEEE Transactions on Systems, Man, and Cybernetics: Systems*, 2017.
- [10] Z. Almahmoud, J. Crandall, K. Elbassioni, T. T. Nguyen, and M. Roozbehani, "Dynamic pricing in smart grids under thresholding policies," *IEEE Transactions on Smart Grid*, vol. 10, no. 3, pp. 3415–3429, 2018.
- [11] J. Won, C. Y. Ma, D. K. Yau, and N. S. Rao, "Privacy-assured aggregation protocol for smart metering: A proactive fault-tolerant approach," *IEEE/ACM Transactions on Networking (TON)*, vol. 24, no. 3, pp. 1661–1674, 2016.
- [12] J. Ni, K. Zhang, K. Alharbi, X. Lin, N. Zhang, and X. S. Shen, "Differentially private smart metering with fault tolerance and range-based filtering," *IEEE Transactions on Smart Grid*, vol. 8, no. 5, pp. 2483–2493, 2017.
- [13] J. Zhao, J. Liu, Z. Qin, and K. Ren, "Privacy protection scheme based on remote anonymous attestation for trusted smart meters," *IEEE Transactions on Smart Grid*, vol. 9, no. 4, pp. 3313–3320, 2016.
- [14] P. Zeng, H. Li, H. He, and S. Li, "Dynamic energy management of a microgrid using approximate dynamic programming and deep recurrent neural network learning," *IEEE Transactions on Smart Grid*, vol. 10, no. 4, pp. 4435–4445, 2019.
- [15] A. Mohammadali and M. S. Haghighi, "A privacy-preserving homomorphic scheme with multiple dimensions and fault tolerance for metering data aggregation in smart grid," *IEEE Transactions on Smart Grid*, pp. 1–1, 2021.
- [16] W. Kong, Z. Y. Dong, J. Ma, D. J. Hill, J. Zhao, and F. Luo, "An extensible approach for non-intrusive load disaggregation with smart meter data," *IEEE Transactions on Smart Grid*, vol. 9, no. 4, pp. 3362–3372, July 2018.
- [17] M. U. Hassan, M. H. Rehmani, and J. Chen, "Differentially private dynamic pricing for efficient demand response in smart grid," in *ICC 2020 - 2020 IEEE International Conference on Communications (ICC)*, 2020, pp. 1–6.
- [18] C. Dwork, "Differential privacy," in *Automata, Languages and Programming*. Berlin, Heidelberg: Springer Berlin Heidelberg, 2006, pp. 1–12.
- [19] F. Zhao, X. Ren, S. Yang, Q. Han, P. Zhao, and X. Yang, "Latent dirichlet allocation model training with differential privacy," *IEEE Transactions on Information Forensics and Security*, vol. 16, pp. 1290–1305, 2021.
- [20] X. Cheng, P. Tang, S. Su, R. Chen, Z. Wu, and B. Zhu, "Multi-party high-dimensional data publishing under differential privacy," *IEEE Transactions on Knowledge and Data Engineering*, vol. 32, no. 8, pp. 1557–1571, 2020.
- [21] M. U. Hassan, M. H. Rehmani, and J. Chen, "Privacy preservation in blockchain based iot systems: Integration issues, prospects, challenges, and future research directions," *Future Generation Computer Systems*, vol. 97, pp. 512–529, 2019.
- [22] L. Wang, D. Zhang, D. Yang, B. Y. Lim, X. Han, and X. Ma, "Sparse mobile crowdsensing with differential and distortion location privacy," *IEEE Transactions on Information Forensics and Security*, vol. 15, pp. 2735–2749, 2020.
- [23] T. Zhu, D. Ye, W. Wang, W. Zhou, and P. Yu, "More than privacy: Applying differential privacy in key areas of artificial intelligence," *IEEE Transactions on Knowledge and Data Engineering, in Print*, pp. 1–1, 2020.
- [24] M. U. Hassan, M. H. Rehmani, and J. Chen, "Deal: Differentially private auction for blockchain-based microgrids energy trading," *IEEE Transactions on Services Computing*, vol. 13, no. 2, pp. 263–275, 2020.
- [25] G. Eibl and D. Engel, "Differential privacy for real smart metering data," *Computer Science-Research and Development*, vol. 32, no. 1-2, pp. 173–182, 2017.
- [26] M. U. Hassan, M. H. Rehmani, and J. Chen, "Differential privacy techniques for cyber physical systems: A survey," *IEEE Communications Surveys Tutorials*, vol. 22, no. 1, pp. 746–789, 2020.
- [27] M. Alizadeh, X. Li, Z. Wang, A. Scaglione, and R. Melton, "Demand-side management in the smart grid: Information processing for the power switch," *IEEE Signal Processing Magazine*, vol. 29, no. 5, pp. 55–67, 2012.
- [28] Z. Fan, P. Kulkarni, S. Gormus, C. Efthymiou, G. Kalogridis, M. Sooriyabandara, Z. Zhu, S. Lambotharan, and W. H. Chin, "Smart grid communications: Overview of research challenges, solutions, and standardization activities," *IEEE Communications Surveys & Tutorials*, vol. 15, no. 1, pp. 21–38, 2012.
- [29] W. Liu, D. Qi, and F. Wen, "Intraday residential demand response scheme based on peer-to-peer energy trading," *IEEE Transactions on Industrial Informatics*, vol. 16, no. 3, pp. 1823–1835, 2020.
- [30] Q. Shi, C.-F. Chen, A. Mammoli, and F. Li, "Estimating the profile of incentive-based demand response (ibdr) by integrating technical models and social-behavioral factors," *IEEE Transactions on Smart Grid*, vol. 11, no. 1, pp. 171–183, 2019.
- [31] L. Ou, Z. Qin, S. Liao, Y. Hong, and X. Jia, "Releasing correlated trajectories: Towards high utility and optimal differential privacy," *IEEE Transactions on Dependable and Secure Computing*, vol. 17, no. 5, pp. 1109–1123, 2020.
- [32] C. Dwork, A. Roth *et al.*, "The algorithmic foundations of differential privacy," *Foundations and Trends in Theoretical Computer Science*, vol. 9, no. 3-4, pp. 211–407, 2014.
- [33] M. Muratori, "Impact of uncoordinated plug-in electric vehicle charging on residential power demand-supplementary data," National Renewable Energy Laboratory-Data (NREL-DATA), Golden, CO (United States), Tech. Rep., 2017.



systems, smart grid, cognitive radio networks, and big data.



technology (WIT), Waterford, Ireland as Post-Doctoral researcher from Sep 2017 to Oct 2018. He served for five years as an Assistant Professor at COMSATS Institute of Information Technology, Wah Cantt., Pakistan.



Transactions.

Muneeb Ul Hassan received his Bachelor degree in Electrical Engineering from COMSATS Institute of Information Technology, Wah Cantt, Pakistan, in 2017. He received Gold Medal in Bachelor degree for being topper of Electrical Engineering Department. Currently, he is pursuing the Ph.D. degree from Swinburne University of Technology, Hawthorn VIC 3122, Australia. His research interests include privacy preservation, blockchain, Internet of Things, decentralized IoT systems, security and privacy issues, Ad-Hoc networks, cyber physical

Mubashir Husain Rehmani (M'14-SM'15) received the B.Eng. degree in computer systems engineering from Mehran University of Engineering and Technology, Jamshoro, Pakistan, in 2004, the M.S. degree from the University of Paris XI, Paris, France, in 2008, and the Ph.D. degree from the University Pierre and Marie Curie, Paris, in 2011. He is currently working as Assistant Lecturer at Munster Technological University (MTU), Ireland. He worked at Telecommunications Software and Systems Group (TSSG), Waterford Institute of Technology (WIT), Waterford, Ireland as Post-Doctoral researcher from Sep 2017 to Oct 2018. He served for five years as an Assistant Professor at COMSATS Institute of Information Technology, Wah Cantt., Pakistan.

Dr. Jinjun Chen is a Professor from Swinburne University of Technology, Australia. He is Deputy Director of Swinburne Data Science Research Institute. He holds a PhD in Information Technology from Swinburne University of Technology, Australia. His research interests include scalability, big data, data science, data systems, cloud computing, data privacy and security, health data analytics and related various research topics. His research results have been published in more than 160 papers in international journals and conferences, including various IEEE/ACM