

TAPInspector: Safety and Liveness Verification of Concurrent Trigger-Action IoT Systems

Yinbo Yu, Jiajia Liu

Abstract—Trigger-action programming (TAP) is a popular end-user programming framework that can simplify the Internet of Things (IoT) automation with simple trigger-action rules. However, it also introduces new security and safety threats. A lot of advanced techniques have been proposed to address this problem. Rigorously reasoning about the security of a TAP-based IoT system requires a well-defined model and verification method both against rule semantics and physical-world states, e.g., *concurrency*, *rule latency*, and *connection-based interactions*, which has been missing until now. This paper presents TAPInspector, a novel system to detect vulnerabilities in concurrent TAP-based IoT systems using model checking. It automatically extracts TAP rules from IoT apps, translates them into a hybrid model with model slicing and state compression, and performs model checking with various safety and liveness properties. Our experiments corroborate that TAPInspector is effective: it identifies 533 violations with 9 new types of violations from 1108 real-world market IoT apps and is 60000 times faster than the baseline without optimization at least.

Index Terms—Trigger-action rule, concurrent model, rule latency, liveness property, model checking, Internet of Things.

I. INTRODUCTION

Enhanced by advanced technologies (e.g., 5G, artificial intelligence, and edging computing), the Internet of Things (IoT) is promise to change the way humans interact with technology. New end-user programming frameworks also usher IoT provision into a new appified era, in which IoT services are programmable for users rather than hard-coded in proprietary equipment. Such appified provision makes IoT closer to reality. Currently, *trigger-action programming* (TAP) is the most popular framework for IoT programming, which enables users with or without programming experience to express their intent in automating IoT services [1]–[3]. TAP has been widely supported by many commercial IoT platforms, e.g., Samsung SmartThings [4], IFTTT [5], OpenHab [6], Microsoft Automate [7], Apple HomeKit [8], Zapier [9], and etc.

With TAP, IoT systems are controlled by *event-driven* apps, each of which is composed of one or a set of TAP rules. A TAP rule basically contains a trigger (an event or a state change) and an action (a device command) in the form of “**IF** that trigger occurs, **THEN** perform the action”. Additionally, a Boolean constraint on states (i.e., *condition*) may also be inserted in rules to enable accurate contexts. An example of TAP rules is “**IF** the temperature drops below 10°C **After** 6 pm, **THEN** turn on the heater”. Given a TAP rule, IoT system will automatically react following it without user involvement.

TAP simplifies customization of IoT automation, especially for novice users. But its limited expressivity makes users hard to construct large and intelligent automation [10], [11], for which users need to design a lot of rules and coordinate them to complete tasks. The complex physical world introduces a large understanding space to users to express their intent in the cyber world and results in security and safety risks due to flawed rules as well as *rule interactions* [2], [12].

Recently, a lot of advanced techniques have been proposed to secure TAP-based IoT systems, including interaction threats [2], [12]–[14], privacy leakage [15], [16], anomaly detection [17], [18], dynamic policy enforcement [19], and automation generation [3], [20]. These techniques make great contributions to the security analysis of TAP rules by using static analysis or formal methods. Most of them [12]–[14], [21] assume that rules are performed atomically in order and model the IoT system as a sequential model. We agree with this assumption because many triggers do not share global variables and sequential models can provide a compact analysis space. However, the IoT system is concurrent, in which triggers driven by the physical world can occur concurrently and thus multiple rules can be executed in parallel, even under a single hub [22]. Describing an IoT system with a sequential model may result in high false positive or false negative rates in security analysis. Therefore, we further scrutinize the deficiencies that need to be solved as follows:

Rule latency: A TAP rule’s action may not be executed immediately when its trigger activates, due to delays defined in apps (e.g., `runIn` in SmartThings) or platform delays in event handling [22]. Additionally, besides *instantaneous* and *sustained* actions which are completed in a one-time step, another type of action is *extended* in time (i.e., completed in several time steps), e.g., uploading video. These two factors both introduce latency in rule execution, i.e., *rule latency*. Modeling the concurrent IoT system as a sequential model without rule latency can fail to inspect concurrent security issues (e.g., data race) and even lead to erroneous analysis.

Rule interaction: There are physical channels which can chain TAP rules unexpectedly and underpin security issues [2], [13], [14]. Besides channels, we find there is another common factor that can cause rule interactions, e.g., wired connection between an outlet and its powered actuators, wireless connection between a ZigBee Hub and ZigBee sensors. We call it *connection*, which also exists both in cyber and physical. A comprehensive analysis of rule interaction (provided in §IV-C) can ensure that our study will not miss potentially unsafe interaction behaviors, e.g., sprinkler not working due to loss of sensitive smoke data.

Y. Yu, and J. Liu are with the School of Cybersecurity, Northwestern Polytechnical University, Xi’an, Shaanxi, 710072, P.R.China (e-mail: yinboyu@nwpu.edu.cn; liujiajia@nwpu.edu.cn).

Safety and liveness property: Security risks in TAP rules have been widely studied with various *safety properties* (i.e., something bad should never happen). But a richer set of properties is left out, which depend on IoT systems guaranteeing *liveness* (i.e., something good eventually happens). They are indispensable, especially for a concurrent system [23]. While a safety property guarantees *partial correctness*, live properties correspond to *total correctness*, e.g., termination without action looping or guaranteed device states. We argue that verification both with safety and liveness properties offers a more natural way to inspect TAP rules. For instance, a property “the intrusion video is eventually uploaded to the Cloud upon physical intrusion” contains liveness and implicit safety, and can be used to check both the beginning and termination of the extended action of “uploading video”.

In this paper, through in-depth study of the gap between the cyber and physical world, we propose a novel approach named TAPInspector to analyze security risks in TAP-based IoT systems. To our best knowledge, TAPInspector is the first work that can address these above problems. It automatically extracts TAP rules from IoT apps, translates them into a finite state machine, and performs model checking with both safety and liveness properties. Our main contributions are summarized as follows:

- **Analysis of TAP rules and Interaction Threats (§II-III).** We carefully analyze the process of TAP rule enforcement both in the cyber and physical world. We point out three essential features about physical attributes, extended actions, and rule latency, which are ignored by existing literature and need to be paid more attention to in security analysis of TAP rules. Based on these features, we define 7 categorizations of rule interaction threats.
- **Automatic Modeling of IoT systems (§IV).** We formalize TAP-based IoT systems, respecting rule semantics with rule latency and channel- and connection-based rule interactions. Then, several modules are proposed to automatically extract TAP rule semantics from apps of different IoT platforms through static code analysis and construct as formulated TAP rules.
- **Hybrid Transition Model with Optimization (§V).** Considering the concurrency of IoT systems, we design a hybrid model rather than a sequential model. We first translate TAP rules as a transition system in the concurrent format and then slice it into a set of submodels using rule dependencies caused by rule interactions. In each submodel, rules that have dependencies are executed sequentially and that have no dependency are executed concurrently. Finally, the state space of each submodel is compressed for the efficiency of verification.
- **Evaluation (§VI).** We evaluate the performance of TAPInspector for *accuracy of verification* with a labeled IoT app benchmark [24] and *capability of vulnerability detection* with a real-world market IoT app dataset (1108 apps) from multiple IoT platforms (SmartThings and IFTTT). TAPInspector identifies 9 new types of vulnerability (leading to totally 533 violations) from 1108 apps and significantly reduces the verification time from minute-

level to millisecond-level.

II. BACKGROUND AND MOTIVATION

A. Trigger-Action IoT Platform

To seek a rigorous security analysis of rule executions in IoT, we conduct an in-depth study of the cyber-physical gap around three nonnegligible features as follows:

1) Attribute. Introducing the TAP paradigm into IoT platforms provides an intuitive abstraction of IoT services and devices. We use *attribute* to represent the basic abstract object that services interact with devices, including state of devices and system state (e.g., `locationMode`). Considering physical features, we make a distinction with two attribute types: *Immediate*, whose value can change in one time step, e.g., illuminance, and *Tardy*, whose value takes a while to change, e.g., temperature. Such distinction can improve the accuracy of rule execution model.

2) Rule Semantic. An IoT device can be a *sensor*, an *actuator*, or both. A sensor measures and reports external information, e.g., a motion detector. An actuator executes device commands and manipulates corresponding attributes, e.g., a switch. By abstracting devices, the IoT platform provides a set of abstract *events*, *states*, and *commands* for users to customize TAP rules as follows:

- **Trigger:** it can be defined by an event (an instantaneous input signal, e.g., motion is detected) or a state change (a Boolean constraint on attributes becomes true, e.g., $temperature > 20^{\circ}\text{C}$).
- **Condition:** it is a Boolean constraint defined on one or more states, and all of them must be evaluated to be true for rule executions.
- **Action:** two types of action (*instantaneous* and *sustained*) are both completed within a one-time step and have been widely studied. While the former does not change attributes, e.g., “send a notification”, the later changes attributes via actuators, e.g., “turn on the light”. Additionally, there is a third and common type of actions, which is *extended* in time [10]. We call them *extended actions*. An extended action usually switches the state of a device into “doing something” (e.g., opening, brewing) and needs to take a while (varying from seconds to hours) to complete. Finally, the state of the device switches to its original or another state. Examples of extended actions include “uploading videos” and “turn on fan for 15 minutes”.

3) Rule latency. Given a TAP rule, existing literature assumes that its action will be executed immediately when its trigger and condition activates. However, that is not the true case. Rule execution may contain rule latency, which can come from two aspects: *trigger-to-action (T2A) latency* and *delay in extended actions*. T2A latency is the delay from when the trigger occurs to when the action is executed, and can be: (1) defined in IoT apps to postpone the execution of actions within a delay, e.g., `runIn(delay, method)` in SmartApps (actions in the `method` will be executed after the `delay`), “after a quiet period” in IFTTT applets; or (2) introduced by platform delays in event handling, e.g., long intervals in IFTTT’s polling operations which are long (usually

1 to 2 minutes) with huge variance (up to 15 minutes) [22]. Extended delay is the time from when an extended action starts to when it completes. Considering rule latency when inspecting threats in TAP rules enables more accurate analysis, especially for a concurrent model, but at the cost of excessive state space. This motivates us to model rules with a concurrent model and optimize the model to reduce its state space.

B. Model Checking with Safety and Liveness Properties

Model checking is a method to determine if a system satisfies a given property. A system is usually modeled as a *transition system*. A property about the system is expressed in temporal logic formula [25], with which the model checker traverses every possible matching paths of state transitions. Properties can be categorized into *safety* and *liveness* for a modelled system [23], [26]. Informally, safety stipulates “something bad should never happen” and liveness guarantees “something good eventually happens”. If the system cannot satisfy a safety property, it implies some irremediable “something bad” (i.e., an undesired state) must happen in a path of state transitions. A liveness property asserts that it is always the case that some desired state (e.g., termination, guaranteed service) can be reached in the future, and ensures no partial path is irremediable. Liveness verification has widely applied in networks, e.g., stateful network functions [27], broadcast network [28]. Generally, liveness properties can be expressed in two forms [23]: “event A *leads-to* event B” and “event A *eventually* happens”. Some example properties that guarantee liveness in IoT systems include: 1) whenever the temperature in a room is below 18°C, setting the heater to 28°C *leads-to* the temperature rising to 28°C; 2) the intrusion video is eventually uploaded to the Cloud upon physical intrusion.

C. Motivation

Although rule interactions can chain rules together to provide more intelligent home automation, most users may forget or even not realize them due to independent app development and the large understanding space of the physical world [3]. Existing literature model TAP rules into a sequential model, which performs rules atomically in order. However, once we consider concurrency, tardy attributes, extended actions, and rule latency, rule interactions may not act as described in the sequential model. Taking rules in Fig. 1 for example, r_1 and r_2 do not interact due to ordered executions, r_3 and r_4 interact through the temperature channel in the sequential model. Once set in a concurrent model with rule latency, we can identify a violation between r_1 and r_2 that after the user comes and then leaves within 10 minutes, the curling iron will be turned on after the user leaves. Considering a rule r_5 “if temperature > 25°C, close the outlet” with r_3 and r_4 in the concurrent model, a violation may occur that the heater cannot be turned off when the temperature is greater than 29°C. This is because r_5 ’s outlet is incorrectly configured to the one powered the ZigBee hub of the temperature sensor and after r_3 is executed, r_5 is activated before r_4 due to tardy temperature and disables temperature sensing. Thus, r_4 will not be activated ever. These issues are due to the neglect of the differences between the

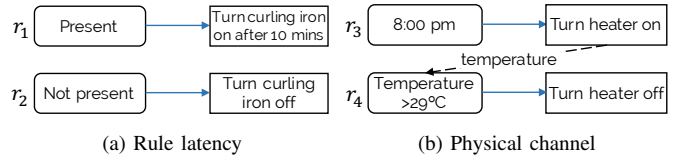


Fig. 1: Rule interactions.

cyber and physical world. Therefore, in this work, we aim to conduct security analysis of TAP rule execution in home automation via a more accurate model.

III. OVERVIEW

A. Scope

Our goal is to detect vulnerabilities which are caused by design flaws in TAP rule interactions and are exploited by attackers. Rule interaction vulnerabilities may be caused by many reasons: (1) An adversary tricks a user into installing malicious apps, which contains fake events or actions [2], [15]; (2) Non-rigorous app development leads to inconsistencies between app descriptions and code logic [12], [21]; (3) Complex IoT environments make users hard to perceive subtle rules interactions when installing or configuring rules [2], [13]; (4) Unstable rule latency results in non-determinism, which consequently leads to concurrent issues, e.g., data race. Such vulnerabilities can subvert users’ intent by turning the system into an insecure or unsafe state and enable attackers to launch attacks, e.g., privileged actions, proximity-based attacks, or safety threats. Generating patches for repairing vulnerabilities is out of this work’s scope, but is left to future work.

B. Rule Interaction Threats

Before presenting our solution, we discuss and define *rule interaction threats* based on both existing efforts [2], [12], [14], [21] and our analysis, which are used to verify the correctness of IoT systems. Here, we first give the primary definition of a TAP rule: $r := (t, C^t) \xrightarrow{l} (C^a, A)$, where t is the trigger, A is the action set, C^t and C^a is the condition set of trigger and action, respectively, and the total condition set is $C = C^t \cup C^a$. Between trigger and action, we introduce a rule latency $l \geq 0$. Detailed rule formulation is referred to § IV-A. Based on the formulation, we now define the following threats with a summary shown in Table I:

T1: Action-Trigger Interaction. It is a common threat [2], [13], [14], where r_i and r_j have nonexclusive condition set (i.e., $Sibling(C_i, C_j)$) and a_i triggers t_j to be activated ($a_i \Rightarrow t_j$) directly or through a physical channel. If r_i and r_j trigger each other alternately, this threat can result in infinite *actuation loop* and violate *liveness of termination*.

T2: Action Duplication. In this threat, two rules have the same trigger and mutually nonexclusive condition set denoted by $Sibling(r_i, r_j)$, and both have an action with the same device, attribute, and value. Duplicated actions may be redundant (e.g., repeated messages) and even harmful (e.g., repeated transactions [2]).

TABLE I: Rule Interaction Threats.

ID	Threat	Definition	Description
T1	Action-Trigger Interaction	$\exists a_i \in A_i, a_j \in A_j, s.t. \text{Sibling}(C_i, C_j) \wedge a_i \Rightarrow t_j^\dagger$	r_i can activate r_j directly or through physical channel.
T2	Action Duplication	$\exists a_i \in A_i, a_j \in A_j, s.t. \text{Sibling}(r_i, r_j) \wedge a_i = a_j$	r_i and r_j are activated simultaneously with repeated actions.
T3	Action Conflict	$\exists a_i \in A_i, a_j \in A_j, s.t. \text{Sibling}(r_i, r_j) \wedge l_i = l_j \wedge a_i = \neg a_j^*$	r_i and r_j are activated simultaneously with conflicting actions.
T4	Action Overriding	$\exists a_i \in A_i, a_j \in A_j, s.t. \text{Sibling}(C_i, C_j) \wedge l_i \neq l_j \wedge a_i = \neg a_j$	r_j overrides the effect of r_i .
T5	Action Breaking	$\exists a_i \in A_i, a_j \in A_j, s.t. a_i \xrightarrow{l^e} a_i' \wedge a_j \Rightarrow \text{Stop}(a_i)$	r_j breaks the action in progress of r_i .
T6	Condition Blocking	$\exists c_i \in C_i^a, a_j \in A_j, s.t. a_j \Rightarrow \neg c_i$	r_j blocks the condition of r_i .
T7	Device Disabling	$\exists a_i \in A_i, s.t. \forall (a_i) = \text{off} \wedge \mathbb{D}(a_i) \leftrightarrow \mathbb{D}(r_j)$	r_j disables the execution of r_i .

[†] $\text{Sibling}(C_i, C_j)$ means two condition set are not mutually exclusive.

* $\text{Sibling}(r_i, r_j)$ means two rules have the same trigger and mutually nonexclusive condition set.

T3: Action Conflict. This threat is similar to **T2**, but in which two rules have actions conflicting with each other ($a_i = \neg a_j$, i.e., they work on the same device and attribute but have different values). With the same rule latency, this threat can potentially cause the system to enter into a unstable or unknown state.

T4: Action Overriding. This threat also has conflicting actions, but requires different rule latency and does not need the same trigger, even has exclusive triggers. It can lead to the effect of a_i to be valid in a short time and then overrode by a different a_j .

T5: Action Breaking. It mainly occurs in the extended actions. We use the notation $a_i^e \xrightarrow{l^e} a_i^{e'}$ to represent the execution of an extended action a_i^e , i.e., once a_i^e starts, the corresponding device will stay on a state for a period l^e and then switches to another state via $a_i^{e'}$. During this period, another rule r_j may be activated and has an action a_j that can stop the progress of a_i , i.e., $\text{Stop}(a_i)$.

T6: Condition Blocking. This threat occurs between action and condition. We define it as: rule r_i has the action a_i that can directly or indirectly (through a physical channel) cause the condition c_j of rule r_j not be satisfied (denoted by $a_i \Rightarrow \neg c_j$). This threat may cause that security actions cannot be activated, e.g., alarm does not work when fire.

T7: Device Disabling. It is a threat caused by incorrect device connections: if the parent device is closed by a rule r_j (i.e., the value $\mathbb{V}(a_i)$ is to turn the device off), the connected device is also powered off and any rule r_i depending on the device (i.e., $\mathbb{D}(a_i) \leftrightarrow \mathbb{D}(r_j)$) is then disabled. This threat can result in disabled secure actions or loss of sensitive data.

C. System Overview

To identify these threats, we present an overview of our solution, TAPInspector, a framework for automatically modeling and verifying the correctness of concurrent TAP-based IoT systems. Fig. 2 depicts the workflow of TAPInspector: it crawls source codes of IoT apps and corresponding user preferences from IoT platform websites, translates them with our defined rule interaction models into a finite state machine (FSM), and finally performs model checking with safety and liveness properties. These properties include both functional and security requirements desired by users or developers. TAPInspector mainly contains two components:

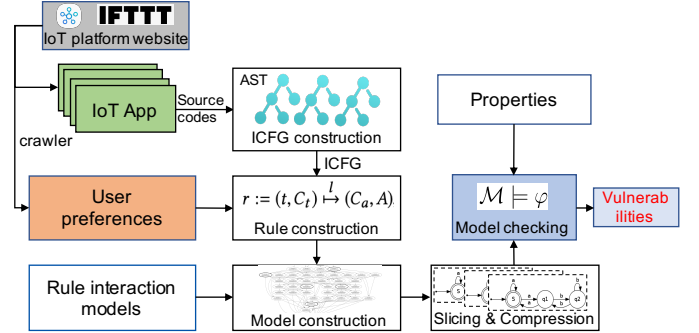


Fig. 2: The framework of TAPInspector.

Rule Extraction (§IV). It contains two modules: *ICFG construction* and *rule construction*. This component first extracts inter-control flow graphs (ICFG) of IoT apps, in each of which the *entry node* is an event handler of a trigger, and the condition and actions of TAP rules are coded in its paths. Then, by associating ICFG with device attributes and commands, it formulates ICFGs into latency-sensitive TAP rules. Finally, it uses rule interaction models to establish dependency relationships between rules.

Rule Modeling & Verification (§V). It is responsible for model construction, optimization, and verification. It first translates formal TAP rules into an FSM model. To avoid a large state space, it slices the model into a set of independent sub-models using dependency relationships and compresses the size of model variables into a small range space. Finally, we define various properties to perform model checking on optimized models for inspecting vulnerabilities.

IV. TRIGGER-CONDITION-ACTION RULE

A. TAP Rule Formulation

Basically, a TAP rule r is formulated as follows:

$$r := (t, C) \mapsto (A), \quad (1)$$

where t is a trigger, C is a condition set, and A is an action set. Each component can be described by a triple

(Subject, Expressions) as follows:

Subject	Expressions
$t :=$	$\text{caps}(\mathbb{A}s) : \neg \mathbb{A}_1$
$c :=$	$\text{caps}(\mathbb{A}s) : (\mathbb{A}_2 \neq \mathbb{A}_3) \wedge (\mathbb{A}_4 > 10)$
$a :=$	$\text{caps}(\mathbb{A}s) : \mathbb{A}_5 := \mathbb{V}$.

A subject \mathbb{S} can be a cyber attribute \mathbb{A}^{env} , e.g., time, or a device \mathbb{D} which is described by a set of capabilities $\mathbb{C}s$, each of which \mathbb{C} is then described by a set of attributes $\mathbb{A}s$, e.g., a temperature sensor has a capability `temperatureMeasurement` which has an attribute `temperature`. For a trigger or condition, the Expression is a *predicate* expression (denoted by P) describing constraints to $\mathbb{A}s$ and their compounds, which represents an instant event (e.g., door ring) or a sustained state (e.g., after 5 p.m.). For an action, the Expression is an *assignment* (denoted by Assign) statement to an attribute \mathbb{A} with a value \mathbb{V} , which represents the command that needs the actuator to execute.

To be aware of rule latency $l \geq 0$, we reformulate (1) to be *latency-sensitive* as follows:

$$r := (t, C_t) \xrightarrow{l} (C_a, A), \quad (2)$$

where we divide the condition set C into two sets: C_t which is checked when the trigger occurs and C_a which is checked before executing actions. For simplicity, we introduce a timer τ^r and divide the original r containing T2A latency into two sub-rules:

$$r^1 := (t, C_t) \mapsto (\emptyset, \tau^r := l), \quad (3)$$

$$r^2 := (\tau^r = 0, \emptyset) \mapsto (C_a, A). \quad (4)$$

r^1 is equipped with an action to setup a timer τ^r with a timeout value l . Once τ^r times out, r^2 performs actions of r . We call r^2 a *timeout* rule. Similarly, we also use a timer τ^e and split the rule r containing an extended action a^e into two sub-rules:

$$r^1 := (t, C_t) \mapsto (C_a, \{a^e, \tau^e := l\}), \quad (5)$$

$$r^2 := (\tau^e = 0, \emptyset) \mapsto (\emptyset, a^{e'}), \quad (6)$$

where, we use $a^{e'}$ to denote switching to another state.

B. Rule Extraction

The coding form of TAP rules varies from platform to platform. In this work, we mainly focus on SmartThings and IFTTT, two popular IoT platforms that have been widely studied in the exist literature. We first extract inter-procedural control flow graphs (ICFGs) from IoT apps and then translate ICFGs to TAP rules as defined in the above subsection.

ICFG Construction. SmartApps are coded in Groovy language and usually contain multiple rules with extensive logic. To extract ICFGs from a SmartApp, we implement an AST visitor built on Groovy compiler which allows to insert extra code passes via compiler hooks. Then, TAPInspector traverses AST nodes at the compiler’s semantic analysis phase and performs the path-sensitive analysis [29] to extract intra-control flow graph (CFG) of each method and inter-call

graph among different methods. According to different entry methods, we classify ICFGs in two types: one is used for *app initialization and schedule*, which can initialize variables both of cyber states and device attributes, subscribe event handlers via the `subscribe` method, and setup system schedules via API methods, e.g., `runIn` or `schedule`; the other type is used for *event handling* declared via `subscribe`, which contains most TAP rules defined in a SmartApp. To build accurate ICFGs, we need to deal with closed-source SmartThings’s API methods, which are used both for method invocations and object property access. Similar to [12], we review the SmartThings API documentation [30] to model these APIs manually. For example, `runIn(delay, method)` is an API that delays the invocation of `method` within a specified `delay`. Hence, in the ICFG, we associate the CFG of `method` with the CFG where `runIn` locates in.

IFTTT applets provision rules via REST services [5]. Each applet contains only one TAP rule. From the IFTTT website, we crawl information about rule title, rule description, trigger title, trigger channel, action title, and action channel of an applet. Similar to [14], [19], TAPInspector performs string analysis on this information. First, it maps all trigger and action titles into corresponding triggers and actions. After parsing the rule, trigger, and action title of each applet, it constructs a two-node ICFG in which the entry node is the trigger, and the other node is the action. IFTTT applets use filter codes as conditions, which, however, are not publicly visible due to privacy concerns. But we find that some rule descriptions contain a simple condition, like “If the door open after 8pm, notify me”. We combine these simple conditions into the entry node of their ICFGs.

Rule Construction. Given an ICFG, we first need information about *device capabilities* and *user preferences* to formulate it as TAP rules. A device capability describes attributes of a device and related command methods used in apps. We extract them provided by SmartThings [31] and reformulate them in JSON format. Each file defines the capability of a device, including a set of attributes (each contains name, type (Boolean, Integer, or Enumerated), and a value list) and a set of command methods (each contains name and arguments). SmartThings’ device capabilities have covered most of devices used in IFTTT. For undefined devices, we manually construct them. Furthermore, SmartThings device capabilities do not distinguish extended action and others. Hence, we manually list a set of extended actions with compact delays. User preferences are user declarations for constants used in constraints (e.g., temperature threshold, T2A latency). User preferences are private and thus usually not included in source codes. To obtain them, we provide a crawler based on Selenium [32] to users, with which a user can use her username and password of SmartThings to ask the crawler to extract her preferences for installed SmartApps from the platform website [33].

With the above information, we extract valid execution paths from an ICFG and translate into formulated TAP rules as follows: for paths in *app initialization*, we set t and C empty and formulate all direct or indirect (through device commands) variable-value assignment statements as the action set A ; for a

path in *app schedule*, we set up an empty rule with the action of setting up a timer of schedule delay and a timeout rule with actions A ; and for a path in *event handling*, we extract the subject declared in *subscribe* and its associated constraints as the trigger predicate t , combine other logic conditions in the path into the condition set C , and translate commands in the path into A . If there is a rule latency l , we reformulate the rule as two subrules with a timer.

C. Rule Interaction Model

As we analyze in §III-B, rule interactions may occur unexpectedly and result security risks. Existing literature has widely studied that channel-based interactions are the main reasons causing unexpected rule interactions. Besides, we also find another reason, called *connection*. We now formulate rule interaction models as follows:

Channel: it can be a physical or cyber one. A *physical channel* refers to a shared environment attribute \mathbb{A}^c (e.g., temperature) among actions and triggers. Through the channel, actions can change its attribute (“turn on the heater”) and triggers can be activated (e.g., “when the temperature rises above 28°C, open the window”). Similarly, there also exist *cyber channels*, but their attributes are virtually defined by apps, e.g., *locationMode*, *vacationState*. Considering the difference between an immediate channel attribute and a tardy one, we define the channel-based interaction model of a channel attribute \mathbb{A}^{ch} as follows:

$$\mathbb{A}^{ch} : a_i(\mathbb{A}^{ch}) \xleftrightarrow{l^{ch}} t_j(\mathbb{A}^{ch}) \text{ or } c_j(\mathbb{A}^{ch}), \quad (7)$$

where \leftrightarrow means a dependency relation, i.e., t_j or c_j containing \mathbb{A}^{ch} can be changed by a_i ; l^{ch} is the delay from when a_i starts to when the value of \mathbb{A}^{ch} activates t_j or c_j ;

Connection: it works on among subjects and also has two types: physical and cyber. A *physical connection* means that two devices are connected, e.g., a smart plug and a connected heater, a Zigbee hub and a Zigbee sensor. A *cyber connection* means the dependency between two subrules of a rule containing latency. Misconfigurations of connections can lead to loss of safety-sensitive data or disabling security devices. For instance, there is a rule “when high voltage usage is detected, turn off the outlet”. A user wants to activate it on an outlet connecting a heater for saving energy, but carelessly on the one connecting a water valve. If the rule is activated due to electric leakage and there is fire, the sprinkler opened by other rules cannot be valid since the valve cannot be opened. Formally, we define a connection as follows:

$$\mathbb{S}_p^{co} \rightarrow \mathbb{S}_c^{co} : a_i(\mathbb{S}_p^{co}) \leftrightarrow r_j(\mathbb{S}_c^{co}), \quad (8)$$

which means the validity of rules using the child subject \mathbb{S}_c^{co} depends on states of the parent subject \mathbb{S}_p^{co} .

We construct these interaction models as follows: Since cyber channels are defined in apps, we identify them by comparing all rules having operations defined in (7); Physical channels we used are found by existing literature [13], but we redefine tardy channels (temperature and humidity) with latency and keep immediate channels (illuminance, voltage,

water, motion, and presence) without latency; We define our found connections having parent devices, including smart plug/outlet, ZigBee hub, Wi-Fi gateway, and Bluetooth hub. Child subjects are configured in different automation scenarios. With both channel- and connection-based interaction models, TAPInspector establishes dependency relationships between rules in the next section.

V. RULE MODELING AND VERIFICATION

A. Model Construction

Given a set R of formulated TAP rules, we translate them into a finite state machine (FSM) $\mathcal{M} := \{S, \Sigma, I\}$, where S is a finite non-empty set of states, $\Sigma \subseteq S \times S$ is a state-transition function, and $I \subseteq S$ is a set of initial states. I is defined by initialization assignments in those rules declared in ICFGs for app initialization and schedule. A state $s \equiv \mathbb{A}s := V_s$ represents the attribute set $\mathbb{A}s$ of all installed subjects having value V_s . For other rules in R , we translate each rule r_i as a state-transition function $\sigma(s, s') \in \Sigma$ in \mathcal{M} as follows:

$$s' = \begin{cases} \text{Assign}_i(s) & \text{if } P_i^r(s) \wedge P_i^c(s) \text{ and } \Phi_i^p(s) \neq \Phi_i^p(s'') \\ s & \text{otherwise.} \end{cases} \quad (9)$$

If the current state s can make the predicate of trigger and condition of rule r_i satisfy ($P_i^r(s) \wedge P_i^c(s) = \text{True}$), the model performs assignments (Assign_i) of r_i 's actions on s ; if not, s keeps no change. For a FSM, if $P_i^r(s) \wedge P_i^c(s)$ is always true in every step, Assign_i will be executed repeatedly, which violates real rule executions. Therefore, we introduce an auxiliary variable $\phi \in \Phi$ for each attribute to record its value in the last state s'' and add a new constraint $\Phi_i^p(s) \neq \Phi_i^p(s'')$ into the predicate. With this constraint, the model performs Assign_i only when $P_i^r(s) \wedge P_i^c(s)$ becomes true.

B. Model Slicing and State Compression

By setting attributes of triggers to be non-deterministic, the state of an FSM can activate several transitions simultaneously. This describes the concurrency of IoT systems, but can also result in a huge state space. As the number of attributes grows, the state space will grow exponentially, even explode, and result in a very long verification time. To address this problem, we propose two optimization approaches: model slicing and state compression. The former can slice the model into a set of hybrid models, each of which has several groups executed in order and rules in each group are executed concurrently. The later compresses the range of variables to reduce redundant state space. Such a hybrid model can ensure both compact state space and model concurrency.

Model Slicing. Given channel- (7) and connection-based (8) interaction models, we define a dependency relation d between two rules (i.e., transitions σ) r_i and r_j in an FSM as follows:

$$d \equiv \text{Assign}_i \leftrightarrow P_j, \quad (10)$$

i.e., a predicate P_j of r_j depends on an assignment Assign_i in r_i . Given a dependency d , TAPInspector inserts it into the FSM. For a channel-based dependency d^c , TAPInspector first

Algorithm 1: Dependency-based Model Slicing

Input: An FSM model M with a rule set R ; Dependency relationships D

- 1 Collect all attributes \mathbb{A}_s operated by all actions of R ;
- 2 Empty expression dependency edge set E_e ;
- 3 **for** $\mathbb{A}_i, \mathbb{A}_j \in \mathbb{A}_s$ and $\mathbb{A}_i \neq \mathbb{A}_j$ **do**
- 4 Collect rule lists $R(\mathbb{A}_j) \subseteq R$;
- 5 **for** $r \in R(\mathbb{A}_j)$ **do**
- 6 **if** $\mathbb{A}_i \leftrightarrow P \in r$ **then**
- 7 add an edge $\langle \mathbb{A}_i, P \rangle$ into E_e ;
- 8 Empty rule dependency edge set E_r ;
- 9 **for** $e \in E_e$ **do**
- 10 Collect rule lists $R(e.\mathbb{A}) \subseteq R$;
- 11 **for** $r \in R$ and $\exists P \in r, P \in e$ **do**
- 12 Add edges $\langle r_s, r \rangle$ into $E_r, \forall r_s \in R(e.\mathbb{A})$;
- 13 Empty model slicer set S ;
- 14 **for** $\langle r_s, r_t \rangle \in E_r$ **do**
- 15 **if** S is empty or $\forall s \in S, r_s \not\subseteq s$ **then**
- 16 Move r_s and r_t from R to a new slicer s in S ;
- 17 **for** $\langle r'_s, r'_t \rangle \in E_r$ **do**
- 18 **if** $r'_s \subseteq s$ and $r'_t \not\subseteq s$ **then**
- 19 Move r'_t from R to the slicer s ;
- 20 Extract set E' in E_r whose source is r'_t ;
- 21 **for** $r''_t \in E'$ and $r''_t \not\subseteq s$ **do**
- 22 Move r''_t from R to the slicer s ;
- 23 **GoTo** line 20 with r''_t ;
- 24 **else if** $r'_t \subseteq s$ **then**
- 25 Move r'_s from R to the slicer s ;
- 26 Add remained rules in R as a single slicer into S ;

Output: a set of FSM model S

adds the channel attribute \mathbb{A}^c as a variable in the FSM, and then traverses all transitions in Σ : If a transition r has an action a that can change \mathbb{A}^c (i.e., $r.a \rightarrow \mathbb{A}^c$) and \mathbb{A}^c is a tardy attribute, \mathbb{A}^c should be changed within several steps, rather than in one step. Thus, TAPInspector adds a new rule $r.a \xrightarrow{l^c} a^c$, in which we use $r.a$ to represent a trigger when $r.a$ is executed, set a latency l^c defined by d^c , and an action a^c to change \mathbb{A}^c ; If \mathbb{A}^c is an immediate attribute, we directly add the action a^c into the action set of r ; If the trigger or condition of r depends on \mathbb{A}^c , we build a rule dependency to those having actions on \mathbb{A}^c . For a connection d^{co} , since we did not check how different platforms handle the situation that a device is offline, we propose two settings: the platform (1) disables rules associated with offline devices; or (2) uses sensing data from their last measurement. If there is a transition r having a subject connected to \mathbb{S}_p^{co} of d^{co} : for setting (1), TAPInspector inserts a constraint $\mathbb{S}_p^{co} = on$ (i.e., \mathbb{S}_p^{co} is in the state of on) into condition set of r ; for setting (2), TAPInspector inserts this constraint into the transition of obtaining sensing data.

After enhancing the model, TAPInspector performs model slicing with Algorithm 1 in three stages: (1) *building expression dependency edges*: TAPInspector collects all used attributes and figures out the expression dependency set E_e (Line 2-7). An expression dependency means that for two attributes \mathbb{A}_i and \mathbb{A}_j , a rule uses \mathbb{A}_j and also has a constraint P depending on \mathbb{A}_i ; (2) *building rule dependency edges*:

TAPInspector traverses the expression dependency set E_e to construct rule dependency edge set E_r (Line 9-12). A rule dependency edge means if a rule r uses the source attribute $e.\mathbb{A}$ of an expression dependency $e \in E_e$ and contains a sink P in e , all rules r_s using $e.\mathbb{A}$ have the rule dependency on r ; (3) *slicing model*: TAPInspector performs forward traversal on the model using E_r to slice the model M into a set of FSM model (i.e., slicers) S (Line 13-26). If for two rule dependency e and e' , a slicer s contains e and $r'_s \in e'$ without $r'_t \in e'$, TAPInspector performs forward traversal of the model along with sink rules of r'_t . If r'_t is contained in s , TAPInspector adds r'_s into s . Finally, TAPInspector adds remained rules as a single slicer into S and outputs a set of hybrid FSMs.

State Compression. There are many integer variables representing attributes in the IoT system, such as time and illuminance. They may have a huge range, e.g., the indoor illuminance can be 0 to 2000 lx , which can lead to a large and redundant state space for model checking. Hence, we optimize these variables as integers within a compact range in the FSM to avoid state explosion. Specifically, given an FSM, TAPInspector lists all used values of an integer variable, maps them into a small integer range, and re-declares the variable with this range. For instance, we use time points involved in all rules to form a range for the cyber time, rather than increase the time as a continuous counter in each transition.

While compressed variables are meaningful for immediate attributes, it can raise new issues for tardy attributes, especially with concurrent events. For example, there are three rules: r_1 (“after 8pm, turn on the thermostat to 28°C”), r_2 (“If the temperature rises above 25°C, turn off the thermostat”), and r_3 (“If the temperature rises above 27°C, open the window”). If we simply compress the temperature as an integer in the range of [0,3] and set it directly change to 3 (28°C) from 0 in a few transitions after r_1 is executed, r_2 and r_3 will be executed simultaneously, which violates the fact. Hence, after listing all involved values of a tardy attribute, we add transitions of value changes to cover all of them, e.g., 1 (25°C) and 2 (27°C).

C. Model Checking

Given an FSM of IoT systems, TAPInspector uses NuSMV [34], a mature symbolic model checker, to verify its correctness with a set of security properties. To check rules with interaction threats in Table I, TAPInspector first compares each rule action with all components of another rule to check for interaction threats. Once a threat is identified, TAPInspector generates a safety or liveness property according to its formula shown in Table II by filling corresponding elements, and validates the threat via model checking. For instance, an action breaking threat (**T5**) is found by rule comparison in two rules “When the user arrives at home (t_1), brew coffee (a_1)” and “When sunset (t_2), close the outlet a_2 ”, in which the coffee maker is powered by the outlet. Then, TAPInspector generates a liveness property “ a_1 leads-to finishing brewing coffee (a'_1)” for model checking. Finally, a violation is confirmed that the user arrives at home a short time before sunset, the coffee cannot be finished.

Besides on these rule interaction threats, we further design a set of specific safety and liveness properties, which are

TABLE II: Examples of safety and liveness properties.

Property	Description
T1*	1) a_i leads-to a_j via a tardy channel attribute 2) When a_i is executed, a_j should be executed via a immediate channel attribute
T2	N/A since two rules have the same semantics
T3	When t_i and C_i is activated, a_i should be executed
T4	1) When t_i is activated, a_j should not be executed 2) t_i and C_i leads to a_i
T5	1) a_i leads-to a'_i 2) before l^e times out, a'_i should not be executed
T6	When t_i is activated, a_i should be executed
T7	If $\forall(a_i) = \text{off}$, a_j can execute
S.1	When no one is present, the curling iron should never be turned on
S.2	When smoke is detected, the valve should never be closed
S.3	When motion is detected, the siren should be activated
S.4	When temperature is below a predefined value [†] and no one is present, the heater should never be turned on
S.5	When no one is present, <code>locationMode</code> should be <code>Away</code>
L.1	The camera video is eventually uploaded to the Cloud after starting to upload
L.2	Turning on AC leads to temperature drawing within a predefined range [†]
L.3	The presence of users leads to humidity keeping with in a predefined range [†]
L.4	After oven starts, it will eventually be done cooking
L.5	After 10 pm, the light will eventually be turned off

* While properties of **T3-7** are used to find conforming counterexamples, the properties of **T1** are used to detect the absence of **T1**.

[†] TAPInspector fills them according to user preferences or randomly.

expressed through *Linear Temporal Logic* (LTL) or *Computing Tree Logic* (CTL) [25]. For safety properties, we define undesirable behaviors used in prior works [3], [14], [21], [35]. In this work, we further define a set of liveness properties. Note that some liveness properties are not practical, e.g., “after user leaves, the door is eventually closed”, which allows opening door for a long time to be correct. We carefully design several practical liveness properties, especially for termination of extended actions and guaranteed device states. Table II gives some examples of safety and liveness properties we defined for model checking. In total, we consider 67 properties, including 37 safety, 21 liveness, and 9 general for rule interaction threats. These properties all can be specified by users for their concerned devices or attributes.

VI. EVALUATION

In this section, we present our evaluations of TAPInspector. We implement a prototype system of TAPInspector in Java with over 9K lines of code, including three parts: (1) *ICFG Extraction*, (2) *Rule Construction*, and (3) *Model Construction and Optimization*. With this system, we perform evaluations from three aspects: accuracy validation, vulnerability detection, and performance evaluation. All of them are conducted on a desktop with 3GHz Intel Core i7-9700 and 16GB memory.

Our evaluations are conducted with several public datasets. First, to validate the accuracy of TAPInspector, we use a benchmark, IoTMAL [24], which provides flawed SmartApps that contain property violations in an individual app or multi-app environments [36]. Besides, for vulnerability detection, we gather 1108 market smart home apps from two sources: (1) we obtain 71 SmartApps in SmartThings public repository [37] after removing these apps using HTTP requests; (2) we use the

IFTTT dataset used in [22], in which IFTTT applets are coded in JSON format. We obtain 1037 applets by checking if its elements can be both defined by device capabilities provided in [31].

A. Accuracy Validation

To validate the accuracy of TAPInspector, we perform a fair and effective comparison with the state-of-the-art on the IoTMAL benchmark, which has been used as ground truth of violation detection in several literature [14], [21], [36]. However, we find that most of existing approaches [12], [12], [13], [15], [19], [19] are not open-source, excluding IoTSAN [21] and IOTCOM [14]. Hence, we only focus on SOTERIA [36], IoTSAN, and IOTCOM, whose paper or technical report [35] provides the results of inspecting apps in IoTMAL. Additionally, IoTMAL does not provide violations about concurrency, rule latency, physical channel, and device connection. IOTCOM provides three new app groups containing physical-channel-related violations. Similarly, we also develop several new individual apps and app groups with designed violations related to concurrency, rule latency, and device connection.

We summarize the results of accuracy validation with safety and liveness properties via TAPInspector and other approaches in Table III. TAPInspector identifies all known violations in 9 individual apps (*ID 1-9*) and 6 app groups (*Group 1-3* and *Group 4-6* are defined by IoTMAL and IOTCOM, respectively). *ID 5.1* can generate a fake event using a string-based method invocation by reflection. We fine-tune TAPInspector to support such method invocation to improve the accuracy of ICFG construction. Thus, TAPInspector can successfully identify this fake event leading to turning off the alarm when there is smoke. While *Group 1-3* contain violations caused by rule interactions through cyber channels, *Group 4-6* define violations through physical-channel-based interactions.

Besides, TAPInspector also identify violations about concurrency, rule latency, or device connections from our new defined apps (*N 1-3* and *Group N 4-5*). *N 1* contains two rules shown in Fig. 1(a). We check *N 1* with a property: “the curling iron should never be turned off when no one is present”. *N 2* contains two concurrent rules on the same device, but with different latency. *N 3* contains an extended action and a time-related event that can stop the extended action. *Group N 4* contains several apps interacted with a device connection. Apps in *Group N 5* involve both rule latency and physical channels. For these apps, SOTERIA, IoTSAN, and IOTCOM identified no or incorrect violations. For instance, *N 2* unlocks or locks the door depending on the user’s presence. IoTSAN and IOTCOM expose that there is an action conflict in *N 2*. But in fact, with different T2A latency, the two actions are desired to be executed sequentially. By considering varying rule latency, TAPInspector can identified the violation of *N 2* that the door is unlocked after the user is not present. In summary, TAPInspector achieves 100% accuracy for this benchmark.

B. Vulnerability Detection in Market apps

We further evaluate TAPInspector’s ability to detect vulnerabilities with market IoT apps. We randomly divide 1108

TABLE III: Accuracy comparison of violation detection between SOTERIA [35], IoTSAN [21], IOTCOM [14], and TAPInspector. We use \checkmark , \circ , and \otimes to denote true positive, false negative, and false positive, respectively.

Test cases	SOTERIA	IoTSAN	IOTCOM	TAPInspector
Individual App				
ID 1	\checkmark	\checkmark	\checkmark	\checkmark
ID 2	\otimes	\circ	\checkmark	\checkmark
ID 3	\checkmark	\circ	\checkmark	\checkmark
ID 4 ¹	\checkmark \circ	\circ	\checkmark	\checkmark
ID 5.1	\circ	\circ	\circ	\checkmark
ID 6	\checkmark	\checkmark	\checkmark	\checkmark
ID 7	\checkmark	\circ	\checkmark	\checkmark
ID 8	\checkmark	\checkmark	\checkmark	\checkmark
ID 9	\otimes	\circ	\checkmark	\checkmark
N 1 [*]	\circ	\circ	\circ	\checkmark
N 2 [†]	\circ	\otimes^*	\otimes^*	\checkmark
N 3 [†]	\circ	\circ	\circ	\checkmark
App Group				
Group 1	\checkmark	\checkmark	\checkmark	\checkmark
Group 2	\checkmark	\circ	\checkmark	\checkmark
Group 3	\checkmark	\circ	\checkmark	\checkmark
Group 4	\circ	\circ	\checkmark	\checkmark
Group 5	\circ	\circ	\checkmark	\checkmark
Group 6	\circ	\circ	\checkmark	\checkmark
Group N4 [†]	\circ	\circ	\circ	\checkmark
Group N5 [†]	\circ	\circ	\otimes^*	\checkmark

¹ ID 4 contains two violations: repeated actions and conflicting actions. SOTERIA can identify only repeated actions, while IOTCOM and TAPInspector can identify both.

^{*} Benchmarks involving rule latency related violations.

[†] Benchmarks involving concurrency related violations.

[‡] Benchmarks involving channel or connection related violations.

^{*} Incorrect action conflict violation.

market apps into a set of groups. Each group contains 2-6 SmartThings apps and 4-10 IFTTT applets. Besides these groups, we also extract app groups associated with *safety-sensitive device groups* derived from [21], e.g., heater, door locker, door controller, smoke detector, motivation sensor, alarm, oven, and etc. To configure deployed devices for each group, we assume a smart home environment containing only one for most devices, but two temperature sensors (`insideTemp` and `outsideTemp`), two luminance sensors (`insideLum` and `outsideLum`), and two lights (one in living room and another in bedroom). For these subject names in apps without explicit meanings (e.g., “myswitch1”), we randomly map them to these devices with the corresponding capability (e.g., light or outlet). We also pick up some outlets and safety-sensitive devices to set up *physical connections*. These outlets or devices are controlled by different rules.

To configure preferences (including user preferences and latency in extended actions and tardy attributes) used in apps, we come up with a random but reasonable range for each constant based on common sense regarding how we use the apps. T2A latency has two possible sources: user preferences and platform delay. We configure preference-based latency with a random value up to 20 minutes or the fixed value defined in apps. We do not directly insert platform delays in all rules and just randomly select a small part of them to insert latency. Based on this evaluation environment, TAPInspector totally identifies 533 violations from 1108 apps. We class

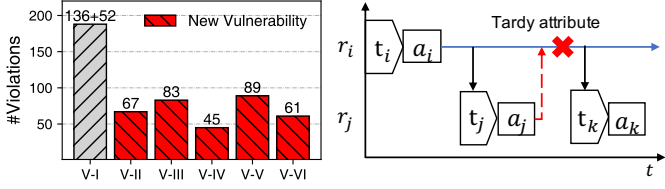
them into six major categorizations (V-I to V-VI), and the distribution of violations is shown in Fig. 3(a). From violations in category V-II to V-VI, we find totally 9 *new types of vulnerability mode (F1-F9)*, which are all confirmed on the SmartThings platform and a third platform, Mi Home.

V-I: Action Duplication & Action Conflicts. We set violations of these two threats into a single category since we do not find new forms of violations from them. To find violations about these two threats, TAPInspector first compares formulated TAP rules and then confirms with model checking. TAPInspector finally pinpoints 136 violations of action duplication and 52 violations of action conflict, respectively. We find that these violations found in the rule comparison step are feasible in model check. This is because in these two threats, rules have similar semantics and TAPInspector can compare all predicates accurately between two rules. The main root cause of this category of violation we believe is independent application development.

F1 (V-II): Action-Trigger Interaction. This vulnerability is detected similar to V-I. But we find there are spurious violations in the first step. The reason is that we distinguish channel attributes in two types: immediate and tardy, and a few action-trigger threats associated with tardy channel attributes are not invalid. An example in found violations is that there are two rules: r_i (“if temperature drops below 10°C, turn heater on” from SmartApp *its-too-cold*) and r_j (“if temperature rises above 28°C, open window” from an IFTTT applet). The action a_i (“turn heater on”) can cause the temperature to rise and thus can activate r_j to open the window. But once the model includes a third rule r_k (“if temperature rises above 20°C, turn the heater off” from an IFTTT applet), this violation cannot be found again. This is because TAPInspector models the temperature as a tardy attribute which changes smoothly and thus, t_k is activated before t_j , which makes t_j not be activated ever. Since we set a random range for each preference, through multiple detections, TAPInspector also detects another vulnerability among these three rules that if the temperature threshold of t_k is greater than t_j , the window will be opened first and the heater will not be turned off since the outside temperature is below 10°C. We summarize this type of vulnerability in Fig. 3(b), in which a_i can activate two rules through a physical channel and the two rules have conflicting actions and different trigger preference on the tardy channel attribute. Finally, TAPInspector reports valid action-trigger violations (totally 67) with concrete preferences.

V-III: Action Overriding. It is much similar to action conflicts, but has different T2A latency. With 17 safety and 13 liveness properties (12 are generated according to the properties designed for **T4** in Table II), TAPInspector identifies 81 violations associated with action overriding, in which 52 violations come from action conflicts but inserted with random T2A latency. From these violations, we found two types of vulnerability as follows:

- **F2 (V-III-A).** As shown in Fig. 3 (c), this vulnerability occurs between two rules with the same trigger, but conflicting actions and different T2A latency. These two rules are meaningful for action scheduling. It is similar to an extended action that activates the device’s state via a_i



(a) Number of violations found in 1108 market IoT apps.

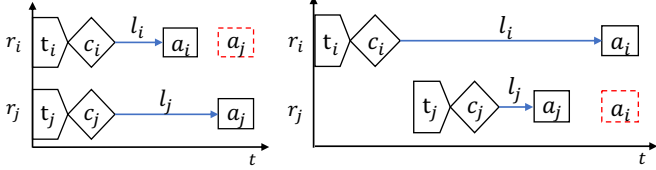
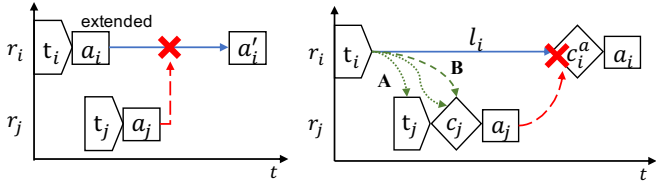
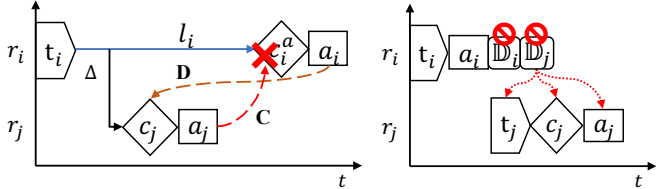
(b) **F1** (V-II): Action-trigger.(c) **F2** (V-III-A): Disordered action scheduling.(d) **F3** (V-III-B): Action overriding.(e) **F4** (V-IV): Action breaking.(f) **F5** & **F6** (V-V-A&B): Condition dynamic blocking.(g) **F7** & **F8** (V-V-C&D): Scheduled condition blocking.(h) **F9** (V-VI): Device disabling.

Fig. 3: The results of violation detection. We use dashed red arrows to indicate state blocking, green arrows to indicate that two constraints work on the same attribute (dotted line) or are equivalent (dashed line), dashed orange arrows to indicate condition enabling, and dotted red arrows to indicate rule disabling.

in a quiet period and then reverts back via a_j . However, we observe that misconfigurations of T2A latency or platform delays can disorder such scheduling and lead to violations. We call it *disordered action scheduling*. An example is that in two IFTTT applets: r_1 (“When motion is detected, turn on the light”) and r_2 (“When motion is detected over a 1 minute, turn off the light”), TAPInspector inserts a random platform delay greater than 1 minutes in r_1 and identified a violation that the light will not turned off which violates r_2 ;

- **F3** (V-III-B). It is shown in Fig. 3(d) and has no constraint of two identical triggers, even allows two triggers to be mutually exclusive. In the vulnerability, the trigger of r_i is activated, but its action a_i is delayed with a latency l_i . During this latency, r_j is performed without T2A latency or with a smaller latency. After l_i times out, a_i is executed, which overrides the effect of r_j ’s action a_j . This threat has a different and broader effect

than disordered action scheduling. The most common violations of this vulnerability have two rules having logic similar to the two rules in SmartApp *curling-iron* (see Fig. 1a), which result in safety-sensitive devices to being turned on at an unexpected time (e.g., door is unlocked after the user leaves), or being not able to be activated at a specific time (e.g., no alarm when fire).

F4 (V-IV): *Action Breaking*. As shown in Fig. 3(e), this type of vulnerability is found by analyzing extended actions. TAPInspector figures out all TAP rules using extended actions from 1108 apps and sub-models containing the rules whose action may break an extended action. By combining them in a group for each extended action, TAPInspector performs model checking with 18 liveness properties (10 generated via **T5**) and finally identifies 45 action breaking violations after removing repeated actions. We find that while non-extended actions can break the extended action, extended action is also possible broken by itself. An example violation occurs in two IFTTT applets r_i (“Turn on fan for 15 minutes when $\text{CO}_2 > 1000\text{ppm}$ ”) and r_j (“At noon turn your fan on for 15 minutes”). If r_j is activated a few minutes (not more than 15 minutes) before r_i , the fan will be turned off by r_j first before the extended action of r_i ends, which leads to security risks.

V-V: Condition Blocking. It is also a common vulnerability [2], [12], [14]. From our results, we find four new modes of vulnerability related to condition blocking (totally 89 violations):

- **F5** (V-V-A). As shown in Fig. 3(f), in this vulnerability, t_i and t_j or c_j work on the same channel attribute but have different preferences, and a_j can lead the condition c_i^a to be not satisfied (i.e., $a_j \Rightarrow \neg c_i^a$). There is a T2A latency l_i in the rule r_i which is greater than the internal during which the channel attribute rises or drops from the value used in t_i to the one used in t_j or c_j . After two rule r_i and r_j are both activated, a_j is executed, but a_i is not due to $a_j \Rightarrow \neg c_i^a$.
- **F6** (V-V-B). It is similar to **F5**. As shown in Fig. 3(f), the mainly difference is that r_j has no or a small T2A latency and the condition c_j is equivalent to or satisfied after the predicate of t_i , e.g., c_j is “after 6 pm” and t_i is “if it is 6 pm”. t_j (e.g., “user is present”) may be activated during the latency l_i and can lead c_i^a to be not satisfied. We call **F5** and **F6** as *condition dynamic blocking*.
- **F7** (V-V-C). Fig. 3(g) depicts a condition blocking vulnerability, which occurs with two scheduled rules r_i and r_j . r_j is scheduled to perform at an internal δ after t_i of r_i is activated, e.g., “when motion detected (t_i) after a quiet period (δ)”. However, due to latency misconfigurations or platform delays, a_j is executed before l_i times out and leads c_i^a to be not satisfied.
- **F8** (V-V-D). Still with the two scheduled rules, TAPInspector also identifies another vulnerability, shown in Fig. 3(g). The difference between **F7** and **F8** is that in **F8**, c_j is enabled by a_i ($a_i \Rightarrow c_j$). An example violation occurs in two rules r_i (“If humidity drops below 38%, water the garden”) and r_j (“Over 5 minutes after humidity is below 38% while the watering system is turned on,

close the watering system”), but due to platform delays, l_i becomes greater than 5 minutes which leads c_j (i.e., watering system is turned on) to be not satisfied and thus the watering system will not be locked. We call **F7** and **F8** as *scheduled condition blocking*.

By setting these four modes of vulnerability in a sequential model (i.e., r_i and r_j are performed in order) and checking manually, we find that they all cannot be identified.

F9 (V-VI): Device disabling. It is a vulnerability related to device connections shown in Fig. 3(h). In our evaluation, we mainly focus on incorrect connections with outlets. We have two settings about how the IoT platform handles offline devices as discussed in §V-B. With the setting (1), TAPInspector identifies 32 violations with different offline devices, including safety-sensitive *actuators* (e.g., siren, door locker, sprinkler) on which related commands cannot be executed, e.g., when smoke is detected, the siren cannot be turned on; or *sensors* (e.g., motion detector, humidity sensor) for which sensing data is unavailable, e.g., since motion cannot be detected, the security system cannot react correctly. With setting (2), TAPInspector identifies 29 violations. An example in them occurs among the three rules discussed in action-trigger vulnerability (Fig. 3(b)) and a rule r_h in an IFTTT applet (“Bright customers can turn off smart plug when bright indicates that energy prices are high”). The smart plug is misconfigured with a temperature sensor. r_h is activated after the heater is turned on. Then, r_j and r_k cannot obtain the actual temperature due to offline temperature sensor and thus, cannot be executed. This violation leads the heater to be kept on, no matter how the temperature rises. In summary, device disabling is a serious vulnerability, which is easy to occur since device connections highly depend on users’ manual configurations and has a wide range of safety hazards for TAP-based IoT systems.

Finally, to validate the 9 new types of vulnerability mode detected from market apps, we run them both on SmartThings platform and a third platform (Mi Home, which also uses TAP rules to enable home automation) to ensure platform-agnostic. We re-construct SmartApps for SmartThings or TAP rules for Mi Home for each vulnerability mode with our available devices shown in Fig. 4. We use turning on and off of a Bluetooth light with a delay between them to represent starting and finishing status of an extended action (e.g., “turn on fan for 15 minutes”). While SmartThings uses `runIn` to insert T2A latency, Mi Home also allows to insert any delays between trigger and action. On the two platforms, we find these vulnerability modes are all valid. Besides, we observe that immediate and tardy attributes are not distinguished in IoT platforms. That is if we hold the temperature sensor in hand, the measured temperature will quickly rise, which violates the actual physical feature of temperature and eases event spoofing. Hence, we need to standardize rule customization to avoid these vulnerability modes and the IoT providers should also optimize their hardware and software from physical views to prevent fake events.

C. Performance

Finally, we evaluated TAPInspector’s performance of vulnerability detection. Fig. 5 illustrates the time overhead for ver-



Fig. 4: Smart Home Devices Used in Our Experiments.

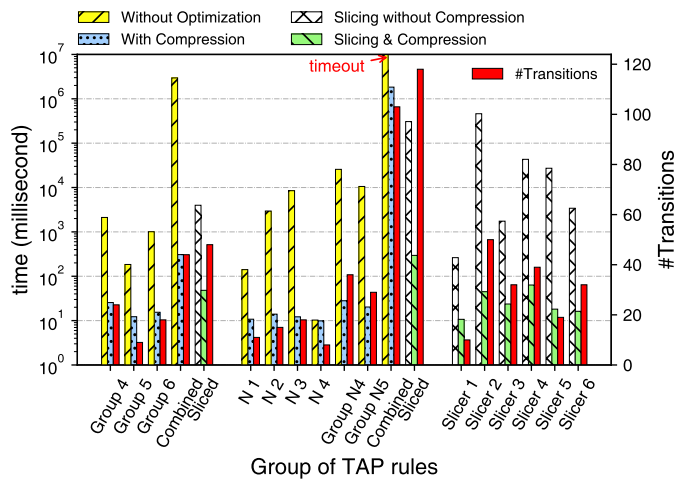


Fig. 5: Verification time. The right vertical axis represents the number of transitions (#Transitions) in each model shown on red bars. Others represent model verification time following the left vertical axis.

ifying TAP rules extracted from different IoT apps. These apps include both the benchmark datasets provided by IOTCOM (*Group 4-6*) and TAPInspector (*N1-4* and *Group N4-5*), and the market dataset. For each benchmark dataset, we performed model checking on the individual model of each app or group, their combined model, the model with state compression, and the sliced sub-models. All properties for *Group 4-6* are safety. We can find that the efficiency of verifying the model with model slicing and state compression (48.2 milliseconds (ms)) is significantly improved than verifying individually (without optimization is totally 3.3 seconds and with compression is totally 53.2 ms) or the combined model (without optimization is 49.3 minutes and with compression is 307.6 ms).

For *N1-4* and *Group N4-5*, we performed model checking with liveness properties. The verification time for its sliced models with state compression is totally 295.4 ms, for its individual apps and groups without optimization is totally 28.2 seconds, but for their combined model without optimization times out. Note that since *N4* only contains limited state, its verification time is not explicitly improved through state compression. The third part of Fig. 5 is about the verification time of market apps. We randomly selected 6 model slicers (*Slicer 1-6*) generated by TAPInspector during analyzing market apps and show their verification time with state compression (totally 177.1 ms) or not (totally 8.9 minutes) in Fig. 5. We can find that with model slicing and state compression, TAPInspector’s verification time is significantly reduced.

TABLE IV: Comparison between TAPInspector and related works.

Related work	Concurrency	Rule latency	Liveness property	Rule interaction	Physical channel	Device connection
SIFT [38]	✗	✗	✗	✓	✗	✗
AutoTAP [3]	✗	✗ [‡]	✗	✗	✗	✗
IoTGuard [19]	✗	✗	✗	✓	✗	✗
SOATERIA [36]	✗	✗	✗	✓	✗	✗
IoTSan [21]	✓ [*]	✗	✗	✓	✗	✗
IoTMon [13]	✗	✗	✗	✓	✓	✗
SAFECHAIN [16]	✗	✗	✗	✓	✓	✗
iRuler [2]	✓ [†]	✗ [‡]	✗	✓	✓	✗
IoTCom [14]	✗	✗	✗	✓	✓	✗
HomeGuard [12]	✗	✓ [¶]	✗	✓	✗	✗
TAPInspector	✓	✓	✓	✓	✓	✓

* Compares a concurrent model without rule latency with a sequential model.

† Models IoT systems as a concurrent model, but does not consider concurrency-related issues.

‡ Models time only for time-related external events.

¶ Validates the effect of T2A latency defined by `runIn`.

D. Limitations

While TAPInspector has been corroborated to be efficient and fast to identify vulnerabilities in TAP rules, it has the following limitations. *First*, our ICFG construction for IFTTT applets is based on simple string analysis, which cannot correctly parse these applets with new defined triggers and actions. A future improvement can introduce natural language programming (NLP) techniques for parsing IFTTT applets, similar to [2]. *Second*, enhancing TAPInspector with dynamic analysis for reflections and HTTP requests in SmartApps is necessary for a more complete rule extractor. *Third*, our state compression only works on integer attributes. Another common type of attributes is enumerated, which can also introduce redundant state space. Considering negative predicates in rules' conditions, we leave them in full. By eliminating irrelevant elements, the state space can be further reduced. *Fourth*, we perform model checking with a random preference space, which is not rigorous. Implementing an entire preference space analysis should be able to further improve TAPInspector' analysis ability. *Fifth*, our security analysis does not consider the location of IoT devices. It is desired to add such spatial context into vulnerability detection, since physical channels or connections are sensitive to the location. *Sixth*, it is desired to provide an automatic vulnerability repair tool for TAP-based IoT apps, which can help users fix flawed apps and configurations in home automation.

VII. RELATED WORK

IoT security has received wide attention from several aspects [39], such as IoT devices [40]–[43], protocols [44]–[46], side channels [47], [48], and platforms [20], [49], [50]. Here, we mainly discuss the efforts related to our research. To ensure the security of IoT apps, analyzing their source codes and detecting violations with static analysis is a much powerful approach, which has been widely followed, including SOATERIA [36], IoTSAN [21], HomeGuard [12], IOTCOM [14], and also our work TAPInspector. SOATERIA [36], HomeGuard [12] and IOTCOM [14] are similar in extracting behavior models from IoT apps that they perform AST analysis on the Groovy codes of APPs and construct ICFGs for model construction. Since apps in many IoT platforms [4]–[6] are open-source, such approach can provide finer-grained and

deterministic meanings for model construction. We also follow this advanced approach. IoTSAN [21] translates the Groovy code of apps to Java for using the Bandera [51], a toolset for model checking Java programs. This translation eases the model construction but can also result in limited semantics for covering new apps.

Different from source code analysis of IoT apps, IoTMon [13] and iRuler [2] present a approach that leverages NLP techniques to identify behavior models from IoT apps for model checking or risk analysis. Such an NLP-based approach provides the support security analysis for where source codes are not available. SAFECHAIN [16] is a model-checking-based system for privilege escalation and privacy leakage. It constructs an FSM of IoT systems manually and automatically optimizes the FSM's state space by grouping functional equivalent attributes and pruning redundant attributes. We believe such model optimization can also work on our models besides our model slicing and state compression to further reduce verification time.

SIFT [38], AutoTAP [3], ContextIoT [50], and IoTGuard [19] focus on action-related violation detection and resolution in a static [3], [38] or dynamic [19], [50] manner. SIFT [38] is a safety-centric programming platform that detects action conflicts and provides assistance in understanding how to correct problems through model checking. AutoTAP [3] is a tool that can automatically improve or generate TAP rules to repair flawed rules specified by users according to given properties. For dynamic resolution, ContextIoT [50] analyzes individual IoT apps to prevent sensitive information leakage at run-time. IoTGuard [19] is a dynamic rule enforcement system that can prevent the executions of these actions leading to violations. Violation detection in these works is limited to action conflicts and duplication. Therefore, automated violation resolution is worthy of further study for more comprehensive violations.

To compare our work against these above techniques, we present their comparison over various features in Table IV. Rule interaction and physical channel have been widely studied. For other features, in IoTSAN [21], the authors discussed the difference between concurrency and sequential model of IoT systems. They experimented with small systems and found that the sequential approach can discover all violations found

the concurrent one. They did not consider rule latency and assumed that the internal events associated with an external event are handled atomically in order. Therefore, their concurrent model is much similar to the sequential one. iRuler [2] models IoT apps in a concurrent model, and also models time as a monotonically increasing variable for time-related events. However, this work did not study concurrency-related issues. To the best of our knowledge, TAPInspector is the first analysis technique for automated analysis of IoT apps with concurrent models, rule latency, liveness properties, and device connections. That is why TAPInspector can identify several new vulnerability modes.

VIII. CONCLUSION

In this work, we design TAPInspector, a novel automatic vulnerability analysis system for TAP-based IoT systems. With a comprehensive analysis of the TAP-based IoT system, we identified several critical features that motivate us to design the first model-checking-based security analysis system that can inspect the IoT system in a concurrent model. With automatic rule extraction and model construction, TAPInspector addresses challenges in inspecting the concurrent IoT system, such as formulating TAP rules with various rule latency and reducing state space of models due to concurrency and rule latency. By designing a set of safety and liveness properties, our evaluations show that TAPInspector identifies 9 new types of vulnerabilities with excellent performance overhead.

REFERENCES

- [1] Z. B. Celik, E. Fernandes, E. Pauley, G. Tan, and P. McDaniel, "Program analysis of commodity iot applications for security and privacy: Challenges and opportunities," *ACM Computing Surveys*, vol. 52, no. 4, pp. 1–30, 2019.
- [2] Q. Wang, P. Datta, W. Yang, S. Liu, A. Bates, and C. A. Gunter, "Charting the Attack Surface of Trigger-Action IoT Platforms," in *Proc. CCS*, 2019, p. 1439–1453.
- [3] L. Zhang, W. He, J. Martinez, N. Brackenbury, S. Lu, and B. Ur, "AutoTap: synthesizing and repairing trigger-action programs using LTL properties," in *Proc. ICSE*, May 2019, pp. 281–291.
- [4] SmartThings. Accessed: 2021-1. [Online]. Available: <https://www.smarthings.com>
- [5] IFTTT. Accessed: 2021-1. [Online]. Available: <https://ifttt.com>
- [6] openHab. Accessed: 2021-1. [Online]. Available: <https://www.openhab.org>
- [7] Microsoft Power Automate. Accessed: 2021-1. [Online]. Available: <https://ms.flow.microsoft.com/>
- [8] Apple HomeKit. Accessed: 2021-1. [Online]. Available: <https://www.apple.com/ios/home>
- [9] Zapier. Accessed: 2021-1. [Online]. Available: <https://zapier.com/>
- [10] J. Huang and M. Cakmak, "Supporting Mental Model Accuracy in Trigger-Action Programming," in *Proc. UbiComp*, 2015, p. 215–225.
- [11] F. Corno, L. De Russis, and A. Monge Roffarello, "Empowering End Users in Debugging Trigger-Action Rules," in *Proc. CHI*, May 2019, p. 1–13.
- [12] H. Chi, Q. Zeng, X. Du, and J. Yu, "Cross-App Interference Threats in Smart Homes: Categorization, Detection and Handling," in *Proc. IEEE/IFIP DSN*, Jun. 2020, pp. 411–423.
- [13] W. Ding and H. Hu, "On the Safety of IoT Device Physical Interaction Control," in *Proc. CCS*, Oct. 2018, p. 832–846.
- [14] M. Alhanahnah, C. Stevens, and H. Bagheri, "Scalable Analysis of Interaction Threats in IoT Systems," in *Proc. 29th ISSTA*, Jul. 2020, p. 272–285.
- [15] I. Bastys, M. Balliu, and A. Sabelfeld, "If This Then What? Controlling Flows in IoT Apps," in *Proc. CCS*, Oct. 2018, p. 1102–1119.
- [16] K. Hsu, Y. Chiang, and H. Hsiao, "SafeChain: Securing Trigger-Action Programming From Attack Chains," *IEEE TIFS*, vol. 14, no. 10, pp. 2607–2622, 2019.
- [17] A. K. Sikder, H. Aksu, and A. S. Uluagac, "6thsense: A context-aware sensor-based attack detector for smart devices," in *USENIX Security*, Aug. 2017, pp. 397–414.
- [18] C. Fu, Q. Zeng, and X. Du, "HAWatcher: Semantics-Aware Anomaly Detection for Appified Smart Homes," in *USENIX Security*, Aug. 2021.
- [19] Z. B. Celik, G. Tan, and P. McDaniel, "IOTGUARD: Dynamic Enforcement of Security and Safety Policy in Commodity IoT," in *Proc. NDSS*, Feb. 2019.
- [20] S. Manandhar, K. Moran, K. Kafle, R. Tang, D. Poshyvanik, and A. Nadkarni, "Towards a Natural Perspective of Smart Homes for Practical Security and Safety Analyses," in *Proc. IEEE Symp. Secur. & Privacy*, May 2020, pp. 482–499.
- [21] D. T. Nguyen, C. Song, Z. Qian, S. V. Krishnamurthy, E. J. M. Colbert, and P. McDaniel, "IoTSan: Fortifying the Safety of IoT Systems," in *Proc. 14th CoNEXT*, Dec. 2018, p. 191–203.
- [22] X. Mi, F. Qian, Y. Zhang, and X. Wang, "An Empirical Characterization of IFTTT: Ecosystem, Usage, and Performance," in *Proc. IMC*, Nov. 2017, p. 398–404.
- [23] S. Owicki and L. Lamport, "Proving Liveness Properties of Concurrent Programs," *ACM Trans. Program. Lang. Syst.*, vol. 4, no. 3, p. 455–495, Jul. 1982.
- [24] IoTMAL benchmark app repository. Accessed: 2021-1. [Online]. Available: <https://github.com/IoTBench/IoTBench-test-suite>
- [25] A. Pnueli, "The temporal logic of programs," in *18th Annual Symp. on Foundations of Comp. Science*, 1977, pp. 46–57.
- [26] B. Bérard, M. Bidoit, A. Finkel, F. Laroussinie, A. Petit, L. Petrucci, P. Schnoebelen, and P. Mckenzie, *Liveness Properties*, 2001, pp. 91–98.
- [27] F. Yousefi, A. Abhashkumar, K. Subramanian, K. Hans, S. Ghorbani, and A. Akella, "Liveness Verification of Stateful Network Functions," in *Proc. NSDI*, Feb. 2020, pp. 257–272.
- [28] P. Chini, R. Meyer, and P. Saivasan, "Liveness in broadcast networks," in *International Conference on Networked Systems*. Springer, Sep. 2019, pp. 52–66.
- [29] I. Dillig, T. Dillig, and A. Aiken, "Sound, Complete and Scalable Path-Sensitive Analysis," in *Proc. PLDI*, Jun. 2008, p. 270–280.
- [30] API Documentation. Accessed: 2021-1. [Online]. Available: <https://docs.smarthings.com/en/latest/ref-docs/reference.html>
- [31] Device Capabilities Reference. Accessed: 2021-1. [Online]. Available: <https://docs.smarthings.com/en/latest/capabilities-reference.html>
- [32] Selenium automates browsers. That's it! Accessed: 2021-1. [Online]. Available: <https://www.selenium.dev/>
- [33] SmartThings Control Page. Accessed: 2021-1. [Online]. Available: <https://graph.api.smarthings.com/ide/apps>
- [34] A. Cimatti, E. Clarke, E. Giunchiglia, F. Giunchiglia, M. Pistore, M. Roveri, R. Sebastiani, and A. Tacchella, "Nusmv 2: An opensource tool for symbolic model checking," in *Computer Aided Verification*. Springer, 2002, pp. 359–364.
- [35] Z. B. Celik, P. McDaniel, and G. Tan, "Soteria: Automated IoT Safety and Security Analysis," *arXiv preprint arXiv:1805.08876*, 2018.
- [36] —, "Soteria: Automated IoT Safety and Security Analysis," in *Proc. USENIX ATC*, Jul. 2018, pp. 147–158.
- [37] SmartThings Public Repository. Accessed: 2021-1. [Online]. Available: <https://github.com/SmartThingsCommunity/SmartThingsPublic>
- [38] C.-J. M. Liang, B. F. Karlsson, N. D. Lane, F. Zhao, J. Zhang, Z. Pan, Z. Li, and Y. Yu, "SIFT: Building an Internet of Safe Things," in *Proc. IPSN*, Apr. 2015, p. 298–309.
- [39] O. Alrawi, C. Lever, M. Antonakakis, and F. Monrose, "SoK: Security Evaluation of Home-Based IoT Deployments," in *Proc. IEEE Symp. Secur. & Privacy*, May 2019, pp. 1362–1380.
- [40] X. Wang, Y. Sun, S. Nanda, and X. Wang, "Looking from the Mirror: Evaluating IoT Device Security through Mobile Companion Apps," in *USENIX Security*, Aug. 2019, pp. 1151–1167.
- [41] J. Chen, W. Diao, Q. Zhao, C. Zuo, Z. Lin, X. Wang, W. C. Lau, M. Sun, R. Yang, and K. Zhang, "IoTfuzzer: Discovering Memory Corruptions in IoT Through App-based Fuzzing," in *Proc. NDSS*, Feb. 2018.
- [42] G. Ho, D. Leung, P. Mishra, A. Hosseini, D. Song, and D. Wagner, "Smart Locks: Lessons for Securing Commodity Internet of Things Devices," in *Proc. 11th ASIACCS*, May 2016, p. 461–472.
- [43] D. Kumar, K. Shen, B. Case, D. Garg, G. Alperovich, D. Kuznetsov, R. Gupta, and Z. Durumeric, "All things considered: An analysis of iot devices on home networks," in *USENIX Security*, Aug. 2019, pp. 1169–1185.
- [44] E. Ronen, A. Shamir, A. Weingarten, and C. O'Flynn, "IoT Goes Nuclear: Creating a ZigBee Chain Reaction," in *Proc. IEEE Symp. Secur. & Privacy*, May 2017, pp. 195–212.

- [45] P. Morgner, S. Mattejat, Z. Benenson, C. Müller, and F. Armknecht, "Insecure to the Touch: Attacking ZigBee 3.0 via Touchlink Commissioning," in *Proc. 10th WiSec*, Jul. 2017, p. 230–240.
- [46] B. Fouladi and S. Ghanoun, "Security evaluation of the Z-Wave wireless protocol," *Black hat USA*, vol. 24, pp. 1–2, Jul. 2013.
- [47] J. Han, A. J. Chung, M. K. Sinha, M. Harishankar, S. Pan, H. Y. Noh, P. Zhang, and P. Tague, "Do You Feel What I Hear? Enabling Autonomous IoT Device Pairing Using Different Sensor Types," in *Proc. IEEE Symp. Secur. & Privacy*, May 2018, pp. 836–852.
- [48] E. Ronen and A. Shamir, "Extended Functionality Attacks on IoT Devices: The Case of Smart Lights," in *IEEE EuroS&P*, Mar. 2016, pp. 3–12.
- [49] E. Fernandes, J. Jung, and A. Prakash, "Security Analysis of Emerging Smart Home Applications," in *Proc. IEEE Symp. Secur. & Privacy*, May 2016, pp. 636–654.
- [50] Y. J. Jia, Q. A. Chen, S. Wang, A. Rahmati, and A. Prakash, "ContextIoT: Towards Providing Contextual Integrity to Appified IoT Platforms," in *Proc. NDSS*, Feb. 2017.
- [51] J. Hatcliff and M. Dwyer, "Using the Bandera tool set to model-check properties of concurrent Java software," in *International Conference on Concurrency Theory*. Springer, 2001, pp. 39–58.