

Deep Model Compression based on the Training History

S.H.Shabbeer Basha*, Mohammad Farazuddin*, Viswanath Pulabaigari*, Shiv Ram Dubey*, and Snehasis Mukherjee**

*Indian Institute of Information Technology Sri City, Chittoor, India.

**Shiv Nadar University, Gautam Budh Nagar, Uttar Pradesh, India.

Abstract—Deep Convolutional Neural Networks (DCNNs) have shown promising results in several visual recognition problems which motivated the researchers to propose popular architectures such as LeNet, AlexNet, VGGNet, ResNet, and many more. These architectures come at a cost of high computational complexity and parameter storage. To get rid of storage and computational complexity, deep model compression methods have been evolved. We propose a novel “History Based Filter Pruning (HBFP)” method that utilizes network training history for filter pruning. Specifically, we prune the redundant filters by observing similar patterns in the filter’s ℓ_1 -norms (absolute sum of weights) over the training epochs. We iteratively prune the redundant filters of a CNN in three steps. First, we train the model and select the filter pairs with redundant filters in each pair. Next, we optimize the network to increase the similarity between the filters in a pair. It facilitates us to prune one filter from each pair based on its importance without much information loss. Finally, we retrain the network to regain the performance, which is dropped due to filter pruning. We test our approach on popular architectures such as LeNet-5 on MNIST dataset and VGG-16, ResNet-56, and ResNet-110 on CIFAR-10 dataset. The proposed pruning method outperforms the state-of-the-art in terms of FLOPs reduction (floating-point operations) by 97.98 %, 83.42 %, 78.43 %, and 74.95 % for LeNet-5, VGG-16, ResNet-56, and ResNet-110 models, respectively, while maintaining the less error rate.

I. INTRODUCTION

In recent years, Convolutional Neural Networks (CNN) have gained significant attention from researchers in the field of computer vision due to its impeccable performance in several tasks including classification and detection [25]. The wide usage of deep CNNs in numerous applications creates an increasing demand for memory (parameter storage) and computation. To address this key issue, various attempts have been made in the literature. One such attempt focuses on training the deep CNNs with limited data [8], [23], [48]. Another line of research has shown better performance in reducing the overhead of computational power and memory storage, which mainly focuses on model compression by pruning connections [9], [47] and filters [5], [15], [29].

Typically increasing the size (requires more storage space) of a deep neural network makes deploying the model difficult on low-end (resource constraint) devices such as mobile devices and embedded systems. For example, VGG-16 [43] has 138.34 million parameters which require storage space of more than 500 MB. To reduce the resource overhead of deep CNNs, many attempts have been made to prune less-important connections and filters of a CNN which results

in architectures with compressed design. Most of the work on deep model compression can be broadly categorized into four classes. The first class [3], [9] of methods are focused on introducing sparsity into the model parameters. The second class [35], [42], [41] of methods are aimed at quantization based pruning. The third class of methods are dedicated to compressing the networks using filter decomposition [30], [6], [31]. The fourth class of methods are focused on pruning unimportant filters [1], [5], [50]. The proposed training History Based Filter Pruning (HBFP) method belongs to the fourth category.

In general, filter pruning methods require some metric to calculate the importance of a filter. Many metrics have been proposed to calculate the importance of a filter. For instance, Abbasi *et al.* [1] employed a brute-force technique to prune the filters sequentially that contribute less to the classification performance. However, the brute-force technique is inefficient while dealing with large neural networks, such as AlexNet [22] and VGG-16 [43]. Li *et al.* [29] pruned the unimportant filters based on their ℓ_1 norm. They assumed that the filters with a high ℓ_1 norm are most probably important and will have a larger influence on the relevancy of the generated feature map.

In this paper, we introduce a novel method for pruning the redundant filters based on the training history. We iteratively prune redundant filters from a CNN in three stages. First, we select some ($M\%$ of) filter pairs as redundant for which the sum of the absolute value of the difference between the filter’s ℓ_1 norm over training epochs is minimum. Next, instead of pruning the filters directly, we reduce the difference between the filter’s ℓ_1 norm in respective epochs (which we call optimization) to minimize the complimentary information loss and then prune one filter from each pair based on its magnitude. Finally, we fine-tune (re-train) the network to gain the classification performance, which is decreased due to filter pruning. The high-level view of the proposed method is outlined in Fig.1.

The remaining paper is organized as follows: the related works are compiled in Section II; Preliminaries and notations are presented in Section III; The proposed History Based Filter Pruning (HBFP) method is explained in Section IV; The experimental pruning results are examined in Section V along with the analysis and discussion; Finally, the concluding remarks are made in Section VI along with the future directives.

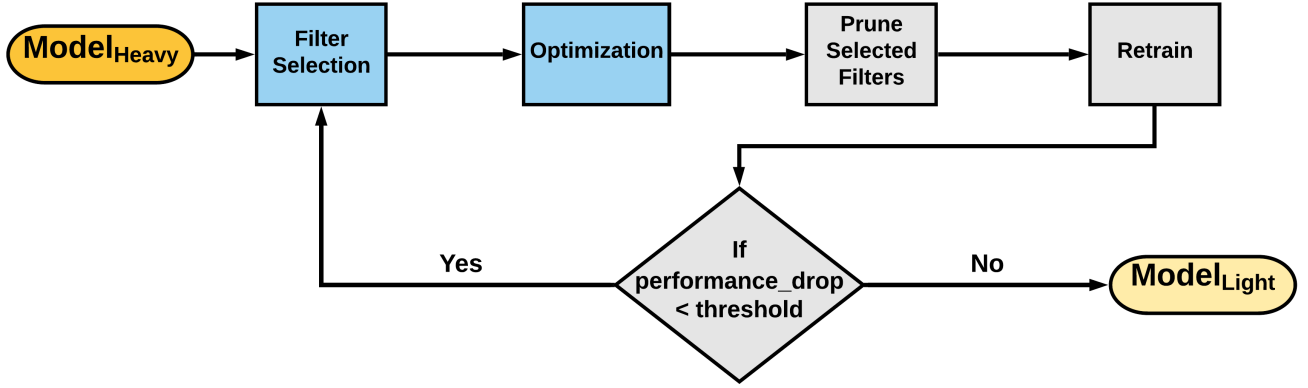


Fig. 1. Initially, we start with a heavier model, after identifying the redundant filters, instead of pruning the filters naively at this stage, we optimize the model to minimize the complimentary information loss that will occur due to filter pruning. After optimizing the network with the custom regularizer, one filter from each filter pair is pruned. Later the network is re-trained to regain the classification performance. This process is repeated iteratively to obtain a light-weight CNN.

II. RELATED WORKS

We illustrate the efforts found in the published literature for deep model compression, separately by four major categories of approaches mentioned in the Introduction section.

A. Connection Pruning

Connection pruning methods induce sparsity into the neural network. A simple approach is to prune the connections with unimportant weights (parameters). However, this method requires quantifying the significance of the parameters. In this direction, Lecun *et al.* [28] and Hassibil *et al.* [10] have utilized second-order derivative information to quantify the importance of network connections (parameters). However, computing second-order derivatives of all the connections is expensive. Chen *et al.* [3] used a low-cost hash function to group the weights into a single bucket such that weights in the same bucket have roughly the same parameter value. Hu *et al.* [16] introduced a network trimming approach that iteratively prunes the zero-activation neurons. Wu *et al.* [47] proposed a method called BlockDrop to dynamically learn which layers to execute during the inference to reduce the total computation time. Han *et al.* [9] developed a pruning technique based on the absolute value of the parameter. In [9], the parameters with the absolute value below a certain threshold are fixed to zero. These pruning methods are suggested in the scenarios where the majority of the network parameters belong to Fully Connected (FC) layers. For deep models such as ResNet [11] and DenseNet [17], these kind of pruning methods might not be suitable. However, the use of modern deep learning models for different applications is the recent trend.

B. Weight Quantization

Weight (Parameter) quantization method is found in the literature used extensively for deep model compression. Han *et al.* [9] compressed the deep CNNs by integrating connection pruning, quantization, and Huffman coding. Similarly, Tung *et al.* [45] combined pruning and weight quantization

for deep model compression. Floating-point quantization is performed in [37] for creating efficient deep neural networks. Binarization [42] is another popular quantization technique used for model compression in which each floating-point value is mapped to a binary value. Bayesian approximation methods [35] are used for deep model quantization. The weight quantization based methods aim to speed up the execution process by reducing the complexity of number representation and arithmetic & logical operations. However, these methods require the support of special hardware to capture the benefit of network compression.

C. Filter Decomposition

As reported in [4], deep neural networks are over-parameterized that indicates that the parameters of a layer can be recovered from a subset of the actual parameters belong to the same layer. Motivated by this work, many low-rank filter decomposition works have been evolved [30], [6], [31]. Unlike filter pruning, which aims at pruning the unimportant filters, these methods decrease the computational cost of the network. In this direction, Denton *et al.* [5] utilized the linear structure of CNNs to find a suitable low-rank approximation for the parameters by allowing minimal loss to the network performance. Zhang *et al.* [50] made use of subsequent non-linear units for learning low-rank filter decomposition to speedup the learning process. Lin *et al.* [33] introduced a low-rank decomposition method to decrease the redundant features correspond to convolutional kernels and dense layer matrices.

D. Filter Pruning

Compared to other network pruning methods, filter pruning methods are generic, which do not require the support of any special software/hardware. Due to this reason, filter pruning methods have gained popularity among researchers in recent years. In general, filter pruning methods [32], [12], [15], [36] compute the importance of filters so that

unimportant filters can be pruned from the model. In filter-pruning methods, after each iteration, retraining is required to regain the classification performance, which is dropped due to pruning the filters. Abbasi *et al.* [1] proposed a greedy-based compression scheme for filter pruning. Similarly, Li *et al.* [29] employed a greedy approach to prune the filters with less filter norm. In [51], redundant channels are investigated based on the distribution of channel parameters. Ding *et al.* [7] proposed an auto-balanced method to transfer the representation capacity of a convolutional layer to a fraction of filters belong to the same layer. Other methods such as Taylor expansion [39], low-rank approximation [5], [20], [50], group-wise sparsity [24], [46], [52], [2], and many more are employed to prune the filters from deep neural networks. Very recently, Lin *et al.* [32] proposed a filter pruning method based on the rank of feature maps in each layer such that the filters contributing to low-rank feature maps can be pruned.

Most of the filter pruning methods discussed above prune the unimportant filters. However, these methods may not remove the redundant filters from the network. We propose a novel filter pruning technique that utilizes the training history to find the filters to be pruned. Moreover, in contrast to other class of pruning methods, the proposed filter pruning method does not require the support of any additional software/hardware. In brief, the contributions of this research are summarized as follows,

- We propose a novel method for pruning filters from convolutional layers based on the training history of a deep neural network. It facilitates the identification of stable, redundant filters throughout the training that can have a negligible effect on performance after pruning.
- We introduce an optimization step (custom regularizer) to reduce the information loss incurred due to filter pruning. It is achieved by increasing the redundancy level of selected filters for pruning.
- To establish the significance of the proposed pruning method, experiments are conducted on benchmark CNNs like LeNet-5 [26], VGG-16 [43], ResNet-56, and ResNet-110 [11]. The validation of the proposed pruning method is performed over two benchmark classification datasets, including MNIST and CIFAR-10.

Also, note that the other pruning methods such as low-rank approximation methods can be integrated into our method (to decompose dense layers) to obtain a better-compressed model.

III. PRELIMINARIES AND NOTATIONS

Here, we discuss the background details like computing the Floating Point Operations (FLOPs) involved in a CNN and the notations used in this paper.

A. Calculating Floating Point Operations

In order to compare the various CNN models, we primarily use the accuracy on the validation set as a metric to compare which model is the most accurate. However, when there are constraints on computational resources, we use the number of Floating Point Operations (FLOPs) as a metric to compare

which model is more efficient. We use the terms ‘‘Heavy’’ and ‘‘Light’’ to represent the models with a higher and lower number of FLOPs, respectively. For a given input feature map, the number of FLOPs involved in a convolutional layer L_i , i.e., $(FLOP_{conv}(L_i))$, is computed as follows,

$$FLOP_{conv}(L_i) = F * F * C_{in} * H_{out} * W_{out} * C_{out} \quad (1)$$

Here, $F * F$ is the spatial dimension of the filter, C_{in} is the number of input channels of the input feature map, H_{out} and W_{out} are the height and width of the output feature map, and C_{out} is the number of channels in the output feature map. Similarly, for a given input feature map, the number of FLOPs for a Fully Connected (FC) or dense layer D_i , i.e., $(FLOP_{fc}(D_i))$, is given as,

$$FLOP_{fc}(D_i) = C_{in} * C_{out} \quad (2)$$

So for a model with say K convolution layers and N fully-connected layers the total number of FLOPs is calculated as,

$$FLOP_{total} = \sum_{i=1}^K FLOP_{conv}(L_i) + \sum_{j=1}^N FLOP_{fc}(D_j) \quad (3)$$

B. Notations

Consider a convolution layer L_i of a CNN, which has n filters, i.e., $\{f^1, f^2, f^3, \dots, f^n\}$. Any two filters f^i, f^j belong to the k^{th} layer of a CNN are denoted as f_k^i, f_k^j , respectively. For instance, if the filter f_k^i is of dimension 3×3 then it consists of 9 parameters, i.e., $\{w_{k,1}^i, w_{k,2}^i, w_{k,3}^i, \dots, w_{k,9}^i\}$. Here ‘ k ’ represents the index of convolution layer and ‘ i ’ denotes the filter index.

Initially, our method computes the ℓ_1 norm of each filter within the same convolution layer using the formula given in Eq. 4. For example the ℓ_1 norm of filter f_k^i is computed as follows,

$$\ell_1(f_k^i) = \|f_k^i\|_1 = \sum_{p=1}^9 |w_{k,p}^i| \quad (4)$$

where p is the number of parameters in the filter f_k^i . Here, we assume the filter f_k^i is of dimension 3×3 .

Next, we compute the absolute difference between the ℓ_1 norms of each filter pair at every epoch as shown in Eq. 5. The absolute difference between $\ell_1(f_k^i)$ and $\ell_1(f_k^j)$ is computed as follows,

$$d_{f_k^i, f_k^j}(t) = |\ell_1(f_k^i) - \ell_1(f_k^j)|. \quad (5)$$

Here, ‘ t ’ indicates the epoch number. Then, this difference is summed over all the epochs and denoted by $D_{f_k^i, f_k^j}$. The sum of differences of filter pairs over the training epochs is considered as the metric for filter pruning and given as,

$$D_{f_k^i, f_k^j} = \sum_{t=1}^N d_{f_k^i, f_k^j}(t) \quad (6)$$

where ‘ N ’ indicates the maximum number of epochs used for training the networks.

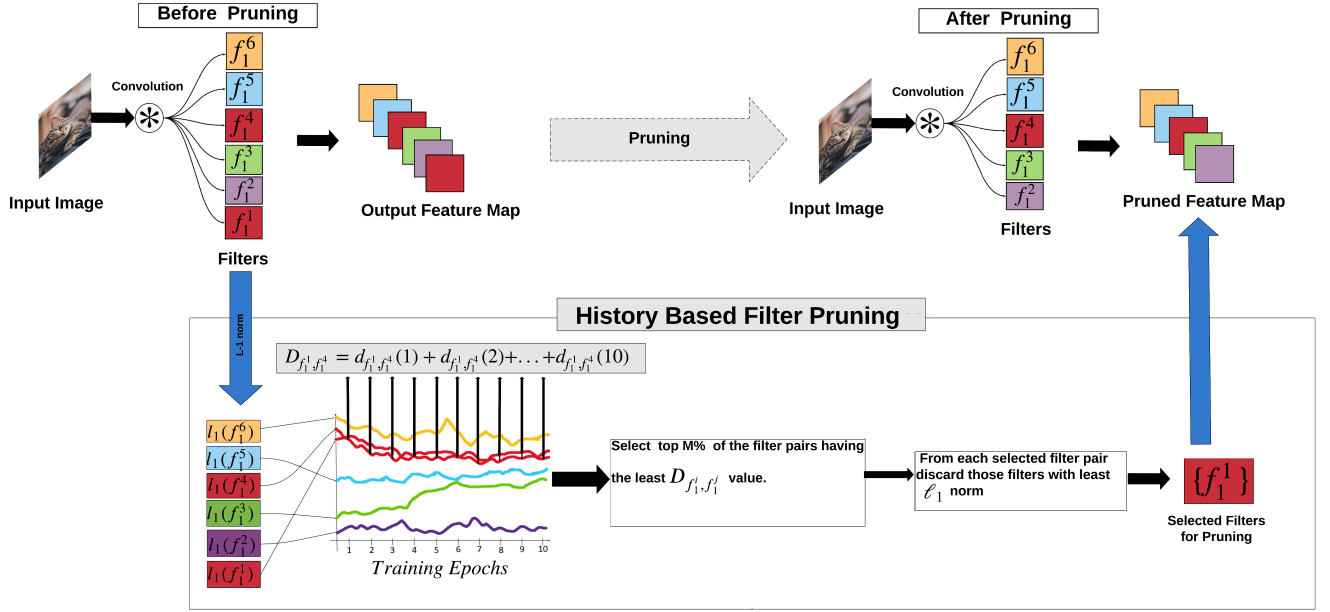


Fig. 2. The overview of the proposed pruning method. At each iteration, we compute the sum of differences $D_{f_k^i, f_k^j}$ of all filter pairs. In filter selection stage, we choose $M\%$ of filter pairs for which $D_{f_k^i, f_k^j}$ is minimum. Here, filters f_1^1 and f_1^4 have the least $D_{f_k^i, f_k^j}$ (absolute point-to-point difference), so we select them as a pair and discard one from the pair with least magnitude. The feature maps corresponding to the pruned filters get dropped.

Our method computes the sum of differences of pairs $D_{f_k^i, f_k^j}$ value for n_{C_2} filter pairs (assuming a convolution layer has n filters). The total difference $D_{f_k^i, f_k^j}$ which is summed over all the epochs is used for filter selection. More concretely, the top $M\%$ of the filter pairs (from n_{C_2} pairs in the same layer) with the least $D_{f_k^i, f_k^j}$ value are formed as redundant filter pairs which represent roughly the same information. The overview of the proposed HBFP method is presented in Fig. 2. The proposed History Based Filter Pruning (HBFP) method involves two key steps, i) Filter selection and ii) Optimization which are presented in the next section.

IV. PROPOSED TRAINING HISTORY BASED FILTER PRUNING (HBFP) METHOD

Our pruning method aims at making a deep neural network computationally efficient. This is achieved by pruning the redundant filters, i.e., removing of the filters whose removal do not cause much hindrance to the classification performance. We identify the redundant filters by observing the similar patterns in the weights (parameters) of filters during the network training, which we refer to as the network's training history. We start with a pre-trained CNN model. During the network training, we observe and form pairs of filters whose weights follow a similar trend over the training epochs. In each iteration, we pick some ($M\%$) of the top filter pairs with high similarity (based on the D value computed using Eq. 6, low D value means high similarity). Instead of pruning the filters at this stage, we increase the similarity between the filters that belong to the selected filter pairs by introducing an optimization step. This optimization is achieved with a custom regularizer whose objective is to

minimize the difference between the filter's norms (belong to a filter pair) at each epoch. After optimization, one filter from each pair is discarded (pruned). From a filter pair, we prune one filter based on the criteria employed in [29], i.e., the filters with a higher ℓ_1 norm is more important. Finally, to recover the model from the performance drop which is incurred due to filter pruning, we retrain the pruned model. This process corresponds to one iteration of the proposed pruning method which is demonstrated in Fig. 1. This whole process is repeated until the model's performance drops below a certain threshold. Our main contributions are made specifically in the filter selection and optimization steps.

A. Filter Selection

In the beginning, our method takes a heavy-weight CNN and selects the top $M\%$ of filter pairs from each convolution layer for which the difference D computed in Eq. 6 is minimum. More concretely, the filter pair having the least $D_{f_k^i, f_k^j}$ value is formed as the first redundant filter pair. Similarly, the next pair having the second least $D_{f_k^i, f_k^j}$ value is formed as another filter pair and so on. Likewise, in each iteration, $M\%$ of filter pairs from each convolution layer are selected as redundant which are further considered for optimization. Let us define two more terms that are used in the proposed pruning method. "Qualified-for-pruning (Q_i)" and "Already Pruned (P_i)". Here Q_i represents the set of filter pairs that are ready (selected) for pruning from a convolution layer L_i . Whereas, P_i indicates the filters that are pruned from the network (one filter from each pair of Q_i). Hence, if $M\%$ of filter pairs are chosen in Q_i , then $|P| = M\%$, i.e., from each convolution layer $M\%$ of filters are pruned in every iteration by the proposed method.

B. Optimization

Singh *et al.* [44] reported that by introducing an optimization with a custom regularizer decreases the information loss incurred due to filter pruning. Motivated by this work, we add a new regularizer to the objective function to reduce the difference $d_{f_k^i, f_k^j}(t)$ between the filters belonging to Q_i at each epoch during network training, i.e., increasing the similarity between the filters belong to the same pair. Let $C(W)$ be the objective function (Cross-entropy loss function) of the deep convolutional neural network with W as the network parameters. To minimize the information loss and to maximize the regularization capability of the network, we employ a custom regularizer to the objective function, which is given as follows:

$$C_1 = \exp \left(\sum_{f_k^i, f_k^j \in Q_i} d_{f_k^i, f_k^j}(t) \right) \quad (7)$$

where t denotes the epoch number and $t \in 1, 2, 3, \dots, N$ (assuming we train the model for N epochs). With this new regularizer, the final objective of the proposed HBFP method is given by,

$$W = \arg \min_W \left(C(W) + \lambda * C_1 \right) \quad (8)$$

where λ is the regularizer term which is a hyperparameter. Optimizing the Eq. 8 decreases the difference $d_{f_k^i, f_k^j}$ between the filter pairs that belong to the set Q_i at every epoch without affecting the model's performance much.

C. Pruning and Re-training

Using the process of minimizing the difference $d_{f_k^i, f_k^j}$ between the filters corresponding to a pair (which belongs to Q_i), we can increase the similarity between the filters that belong to the same filter pair. Thereby, one filter is pruned from each pair without affecting the model's performance much. The pruned model contains the reduced number of trainable parameters W' ,

$$W' = W \setminus \{p_1, p_2, \dots, p_k\} \quad (9)$$

where p_1, p_2, \dots, p_k are the filters that are selected for pruning after optimization. Further, we re-train the network w.r.t. the reduced parameters W' to regain the classification performance. As we prune the redundant filters from the network, the information loss is minimum. Therefore, re-training (fine-tuning) makes the network to recover from the loss incurred due to filter pruning.

V. EXPERIMENTAL RESULTS

To demonstrate the significance of the proposed history based filter pruning method, we utilize four popular deep learning models, LeNet-5 [26], VGG-16 [43], ResNet-56, and ResNet-110 [11]. All the experiments are conducted on NVIDIA GTX 1080 Titan Xp GPU. Through our experimental results, we observe that our method obtains state-of-the-art model compression results for all the above mentioned CNNs. Similar to [44], the regularizer term λ is set to 1

TABLE I

THE PRUNING RESULTS OF LeNet-5 ON MNIST DATASET. THE ROWS CORRESPONDING TO HBFP-I, HBFP-II, HBFP-III, AND HBFP-IV INDICATE THE PRUNING RESULTS OF THE LAST FOUR ITERATIONS OF THE PROPOSED METHOD. HERE * INDICATES THE REPRODUCED RESULTS. THE RESULTS ARE ARRANGED IN THE INCREASING ORDER OF PRUNED FLOPS REDUCTION %.

| Method | r1, r2 | Top-1% Error | Pruned FLOPs |
|------------------------|--------|--------------|----------------|
| Baseline | 20,50 | 0.83 | 4.4M (0.0%) |
| Sparse-VD [38] | - | 0.75 | 2.0M (54.34%) |
| SBP [40] | - | 0.86 | 0.41M (90.47%) |
| SSL-3 [46] | 3,12 | 1.00 | 0.28M (93.42%) |
| HBFP-I (Ours) | 4,5 | 0.98 | 0.19M (95.57%) |
| GAL [34] | 2,15 | 1.01 | 0.1M (95.6%) |
| HBFP-II (Ours) | 3,5 | 1.08 | 0.15M (96.41%) |
| Auto balanced | 3,5 | 2.21 | 0.15M (96.41%) |
| CFP [44] | 2,3 | 1.77 | 0.08 (97.98%) |
| CFP [44]* | 2,3 | 2.61 | 0.08 (97.98%) |
| HBFP-III (Ours) | 3,4 | 1.2 | 0.13M (96.84%) |
| HBFP-IV (Ours) | 2,3 | 1.4 | 0.08M (97.98%) |

for LeNet-5 and ResNet-56/110. However, we empirically observe that the value of λ as 0.8 gives better results for VGG-16. We prune $M\%$ of the filters from each convolution layer simultaneously. The $M\%$ is considered as 10% for LeNet-5, VGG-16. Whereas, for ResNet-56 and ResNet-110, we prune 2, 4, 8 filters from each convolution layer correspond to three blocks. We repeat this pruning process until there is a performance drop below a certain threshold, which is also a hyper-parameter. In our experiments, we set the threshold value 1%, 2%, and 2% for LeNet-5 [26], VGG-16 [43], and ResNet-56/110 [11] models, respectively. Next, we discuss the datasets utilized for conducting the experiments and then we present a comprehensive results analysis and discussion.

A. Datasets

In this work, we use two popular and benchmark image classification datasets, namely MNIST and CIFAR-10, to conduct the experiments.

1) *MNIST*: The MNIST dataset [27] consists the images of hand-written digits ranging from 0 to 9. This dataset has 60,000 training images with 6,000 training images per class and 10,000 test images with 1,000 test images per class. The spatial dimension of the image is $28 \times 28 \times 1$.

2) *CIFAR-10*: CIFAR-10 [21] is the most widely used tiny-scale image dataset which has images belong to 10 object categories. The spatial dimension of the image is $32 \times 32 \times 3$. This dataset contains a total 60,000 images with 6,000 images per class, out of which 50,000 images (i.e., 5,000 images per class) are used for both training and fine-tuning the network and the remaining 10,000 images (i.e., 1,000 images per class) are used for validating the network performance.

B. LeNet-5 on MNIST

We utilize LeNet-5 architecture which has two convolution layers *Conv1* and *Conv2* with 20 and 50 filters, respectively,

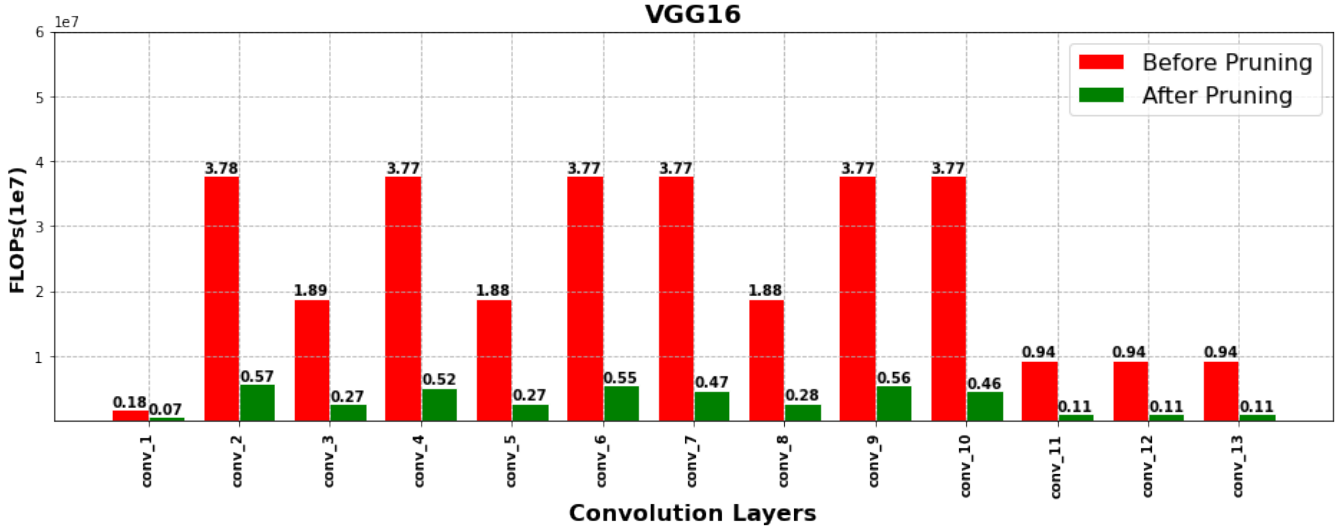


Fig. 3. The total number of FLOPs involved in each convolution layer before and after pruning for VGG-16 trained on CIFAR-10 using the proposed history based filter pruning approach.

TABLE II

THE PRUNING RESULTS OF VGG-16 ON CIFAR-10 DATASET. THE REPORTED RESULTS ARE TAKEN FROM THE RESPECTIVE RESEARCH ARTICLE, EXCEPT * WHICH IS REPRODUCED.

| Model | Top-1% | Pruned FLOPs | Parameters Reduction |
|------------------------|--------|------------------|----------------------|
| VGG-16 [43] | 93.96 | 313.73M (0.0%) | 14.98M (0.0%) |
| ℓ_1 -norm [29] | 93.40 | 206.0M (34.3%) | 5.40M (64.0%) |
| GM [14] | 93.58 | 201.1M (35.9%) | - |
| VFP [51] | 93.18 | 190.0M (39.1%) | 3.92M (73.3%) |
| SSS [18] | 93.02 | 183.13M (41.6%) | 3.93M (73.8%) |
| GAL [34] | 90.73 | 171.89M (45.2%) | 3.67M (82.2%) |
| HBFP-I (Ours) | 93.04 | 90.23M (71.21%) | 4.2M (71.8%) |
| HBFP-II (Ours) | 92.54 | 75.05M (76.05%) | 3.5M (76.56%) |
| HRank [32] | 91.23 | 73.7M (76.5%) | 1.78M (92.0%) |
| HBFP-III (Ours) | 92.3 | 62.3M (80.09%) | 2.9M (80.47%) |
| CFP [44]* | 91.83 | 59.15M (81.14 %) | 2.8M (81.1%) |
| CFP [44] | 92.98 | 56.7M (81.93%) | - |
| HBFP-IV (Ours) | 91.99 | 51.9M (83.42%) | 2.4M (83.77%) |

of spatial dimension 5×5 . The first convolution layer *Conv1* is followed by a max-pooling layer *Max_pool1* with 2×2 filter which results in a feature map of dimension $12 \times 12 \times 20$. Similarly, the second convolution layer *Conv2* is followed by another max-pooling layer *Max_pool2* with 2×2 dimensional filter which results in a $4 \times 4 \times 50$ dimensional feature map. The feature map resulted by *Max_pool2* layer is flattened into a 800×1 dimensional feature vector which is given as input to the first Fully Connected (FC) layer *FC1*. The *FC1* and *FC2* layers have 500 and 10 neurons, respectively. The LeNet architecture corresponds to 431080 trainable parameters and 4.4M FLOPs.

We conduct the pruning experiment on LeNet-5 over the MNIST dataset using the proposed HBFP method. Training the network from scratch results in 0.83% base error. The comparison among the benchmark pruning methods for LeNet-5 is shown in Table I. Compared to the previous pruning methods, the proposed HBFP method achieves a higher reduction in the FLOPs, i.e., 97.98%, however, still results in a less error rate, i.e., 1.4%. Structured Sparsity

Learning (SSL) method pruned 93.42% FLOPs with 1% error rate. From Table I (the rows corresponding to the proposed HBFP method), we can examine that the proposed method achieves better classification performance with a high percent of pruning compared to other methods. The previous work on Correlation Filter Pruning (CFP) by Singh *et al.* [44] has reported a similar FLOPs reduction, i.e., 97.98%, however, their error rate is 1.77% which is quite high compared to our method. Singh *et al.* [44] reported that employing a regularizer (in the form of an optimization) reduces the information loss occurs due to filter pruning. Motivated by this work, we also optimize the network to increase the similarity between the filters belong to a redundant filter pair. In this process, we reproduce the results of CFP [44] for which we obtain the top-1 error rate as 2.61% with the same percent of reduction in the FLOPs (row 10 of Table I).

C. VGG-16 on CIFAR-10

In 2014, Simonyan *et al.* [43] proposed a VGG-16 CNN model that received much attention due to improved performance over ImageNet Large Scale Visual Recognition Challenge (ILSVRC). The same architecture and settings are used in [43] with few modifications such as batch normalization layer [19] is added after every convolution layer. The VGG-16 consists of 14,982474 trainable parameters and 313.73M FLOPs.

Training the VGG-16 network from scratch enables the model to achieve 93.96% top-1 accuracy on the CIFAR-10 object recognition dataset. The comparison among the state-of-the-art filter pruning methods for VGG-16 on CIFAR-10 available in the literature is performed in Table II. The proposed method prunes 83.42% of FLOPs from VGG-16 which results in 91.99% of top-1 accuracy. The Geometric Median method proposed in [14] reported 93.58% top-1 accuracy with a 35.9% reduction in the FLOPs. The recent works, such as HRank [32] and Correlation Filter Pruning

TABLE III

THE PRUNING RESULTS OF RESNET-56/110 ON CIFAR-10 DATASET.

| Model | Top-1% | Pruned FLOPs | Parameters Reduction |
|------------------------|--------|-----------------|----------------------|
| ResNet-56 [11] | 93.26 | 125.49M (0.0%) | 0.85M (0.0%) |
| VFP [51] | 92.26 | 96.6M (20.3%) | 0.67M (20.49%) |
| ℓ_1 -norm [29] | 93.06 | 90.9M (27.6%) | 0.73M (14.1%) |
| NISP [49] | 93.01 | 81.0M (35.5%) | 0.49M (42.4%) |
| HBFP-I (Ours) | 92.42 | 70.81M (43.68%) | 0.48M (46.38%) |
| AMC [13] | 91.9 | 62.74M (50 %) | - |
| CP [15] | 91.8 | 62.74M (50 %) | - |
| GAL [34] | 90.36 | 49.99M (60.2%) | 0.29M (65.9%) |
| HBFP-II (Ours) | 92.25 | 49.22M (60.85%) | 0.33M (60.85%) |
| HRank [32] | 90.72 | 32.52M (74.1%) | 0.27M (68.1%) |
| HBFP-III (Ours) | 91.79 | 31.54M (74.91%) | 0.21M (74.9%) |
| CFP [44]* | 91.37 | 31.54M (74.91%) | 0.21M (74.9%) |
| CFP [44] | 92.63 | 29.5M (76.59 %) | 3.4M (77.14%) |
| HBFP-IV (Ours) | 91.42 | 27.1M (78.43%) | 0.19M (76.97%) |
| ResNet-110 [11] | 93.5 | 252.89M (0.0%) | 1.72M (0.0%) |
| VFP [51] | 92.96 | 160.7M (36.44%) | 1.01M (41.27%) |
| ℓ_1 -norm [29] | 93.3 | 155.0M (38.7%) | 1.16M (32.6%) |
| GAL [34] | 92.55 | 130.2M (48.5%) | 0.95M (44.8%) |
| HBFP-I (Ours) | 93.01 | 119.7M (52.69%) | 0.81M (52.66%) |
| HBFP-II (Ours) | 92.91 | 98.9M (60.89%) | 0.67M (41.27%) |
| HBFP-III (Ours) | 92.83 | 80.2M (68.31%) | 0.54M (68.28%) |
| HRank [32] | 92.65 | 79.3M (68.6%) | 0.53M (68.7%) |
| HBFP-IV (Ours) | 91.96 | 63.3M (74.95%) | 0.43M (74.92%) |

(CFP) [44] are able to prune 76.5% and 81.93% FLOPs with the error rate of 8.77% and 7.02%, respectively, while the proposed HBFP method is able to prune 83.42% FLOPs with an error rate of 8.01%. The detailed comparison of pruning results for VGG-16 on the CIFAR-10 dataset is demonstrated in Table II. The FLOPs in each convolution layer before and after employing the proposed pruning method on VGG-16 over CIFAR-10 is illustrated in Fig. 3.

D. ResNet-56/110 on CIFAR-10

We also use the deeper and complex CNN models such as ResNet-56 and ResNet-110 [11] to conduct the pruning experiments over the CIFAR-10 dataset using the proposed HBFP method. ResNet-56/110 have three blocks of convolutional layers with 16, 32, and 64 filters. Training these residual models (i.e., ResNet-56 and ResNet-110) with the same parameters as in [11] produce 93.26% and 93.5% top-1 accuracies, respectively. The HBFP method prunes 2 filters from the first block which has 16 filters, 4 filters from the second block which has 32 filters, and 8 filters from the third block which has 64 filters in each iteration of the proposed method. From Table III, it is evident that the proposed pruning method produces state-of-the-art compression results for ResNet-56 and ResNet-110 on CIFAR-10 dataset.

ResNet-56: As depicted in Table III, both AMC [13] and CP [15] methods have reduced 50.00% FLOPs while resulting in 8.1% and 8.2% error, respectively. The HRank [32] prunes 74.1% FLOPs with 9.28% error. From Table III, it is clear that the proposed HBFP obtains top-1 accuracy 91.42% with high reduction of FLOPs (78.43%) compared to HRank [32]. However, the proposed method obtains the high FLOPs reduction with comparable performance 91.42% as compared to CFP [44]. Moreover, we achieve a better performance using the proposed HBFP as compared to the reproduced results using CFP [44].

ResNet-110: As per the results summarized in the lower

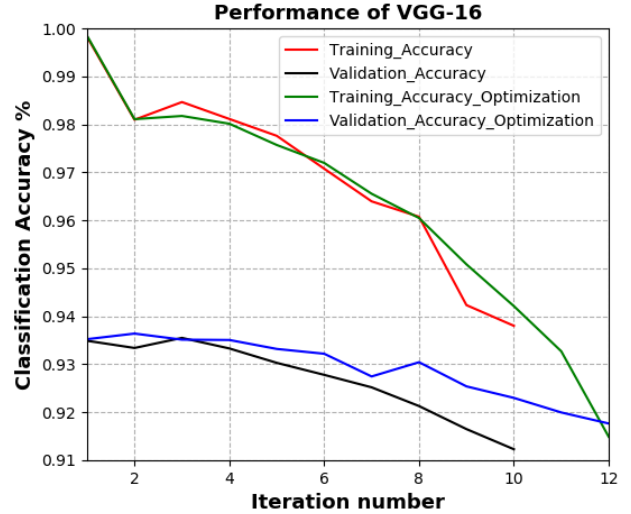


Fig. 4. Illustrating the effect of pruning results obtained using the proposed pruning method with and without employing optimization. We can observe, introducing a custom regularizer to the objective increases the model's performance.

part of Table III, the filter's ℓ_1 -norm based filter pruning method obtained 93.3% top-1 accuracy by pruning 38.7% of the FLOPs. The recent HRank [32] method achieved 92.65% top-1 performance with 68.6% FLOPs reduction. From Table III, we can note that our method achieves a 74.95% FLOPs by removing 74.92% of the trainable parameters, with a minimum loss of 1.54% as compared to the baseline using ResNet-110 on CIFAR-10. Moreover, our HBFP-III performs better than HRank [32] in terms of the accuracy with comparable FLOPs reduction.

E. Effect of Regularizer

To investigate the effect of the optimization step, we also conduct the experiments without employing the custom regularizer. We show the effect of the regularizer (optimization step) by comparing the classification results obtained for VGG-16 on CIFAR-10 using the HBFP method with and without employing the regularizer. From Fig. 4, it can be observed that increasing the similarity between the filters belong to a redundant filter pair using a regularizer and thereby training the network decreases the information loss that occurs due to filter pruning. The reason for minimum information loss is due to the fact that the optimization step increases the redundancy level among the filters of a pair such that removal of one filter does not affect the performance. We also perform similar experiments using other CNNs, the corresponding results are reported in the Supplementary material.

VI. CONCLUSION

We propose a new filter pruning technique which uses the filters' information at every epoch during network training. The proposed History Based Filter Pruning (HBFP) method is able to prune a higher percent of convolution

filters compared with state-of-the-art pruning methods. At the same time, the HBFPruning can produce a less error rate. Eventually, it reduces the FLOPs available in LeNet-5 (97.98%), VGG-16 (83.42%), ResNet-56 (78.43%), and ResNet-110 (74.95%) models. The main finding of this paper is to prune the filters that exhibit similar behavior throughout the network training as the removal of one such filter from a filter pair does not affect the model's performance greatly. According to our study, employing the custom regularizer to the objective function also improves the classification results. We show the importance of the proposed pruning strategy through experiments, including LeNet-5 on MNIST dataset and VGG-16/ResNet-56/ResNet-110 on CIFAR-10 dataset. One possible direction of future research is pruning the filters further by considering the similarity among the filters from different layers.

ACKNOWLEDGEMENTS

We acknowledge the support of NVIDIA for supporting the GTX 1080 Titan XP GPU, which is used for carrying the experiments of this research.

REFERENCES

- [1] Reza Abbasi-Asl and Bin Yu. Structural compression of convolutional neural networks based on greedy filter pruning. *arXiv preprint arXiv:1705.07356*, 2017.
- [2] Jose M Alvarez and Mathieu Salzmann. Learning the number of neurons in deep networks. In *Advances in Neural Information Processing Systems*, pages 2270–2278, 2016.
- [3] Wenlin Chen, James Wilson, Stephen Tyree, Kilian Weinberger, and Yixin Chen. Compressing neural networks with the hashing trick. In *International conference on machine learning*, pages 2285–2294, 2015.
- [4] Misha Denil, Babak Shikibi, Laurent Dinh, Marc'Aurelio Ranzato, and Nando De Freitas. Predicting parameters in deep learning. In *Advances in neural information processing systems*, pages 2148–2156, 2013.
- [5] Emily L Denton, Wojciech Zaremba, Joan Bruna, Yann LeCun, and Rob Fergus. Exploiting linear structure within convolutional networks for efficient evaluation. In *Advances in neural information processing systems*, pages 1269–1277, 2014.
- [6] Xiaohan Ding, Guiguang Ding, Yuchen Guo, and Jungong Han. Centripetal sgd for pruning very deep convolutional networks with complicated structure. In *Proceedings of the IEEE Conference on Computer Vision and Pattern Recognition*, pages 4943–4953, 2019.
- [7] Xiaohan Ding, Guiguang Ding, Jungong Han, and Sheng Tang. Auto-balanced filter pruning for efficient convolutional neural networks. In *Thirty-Second AAAI Conference on Artificial Intelligence*, 2018.
- [8] Chelsea Finn, Kelvin Xu, and Sergey Levine. Probabilistic model-agnostic meta-learning. In *Advances in Neural Information Processing Systems*, pages 9516–9527, 2018.
- [9] Song Han, Huizi Mao, and William J Dally. Deep compression: Compressing deep neural networks with pruning, trained quantization and Huffman coding. *arXiv preprint arXiv:1510.00149*, 2015.
- [10] Babak Hassibi and David G Stork. Second order derivatives for network pruning: Optimal brain surgeon. In *Advances in neural information processing systems*, pages 164–171, 1993.
- [11] Kaiming He, Xiangyu Zhang, Shaoqing Ren, and Jian Sun. Deep residual learning for image recognition. In *Proceedings of the IEEE conference on computer vision and pattern recognition*, pages 770–778, 2016.
- [12] Yang He, Guoliang Kang, Xuanyi Dong, Yanwei Fu, and Yi Yang. Soft filter pruning for accelerating deep convolutional neural networks. *arXiv preprint arXiv:1808.06866*, 2018.
- [13] Yihui He, Ji Lin, Zhijian Liu, Hanrui Wang, Li-Jia Li, and Song Han. Amc: Automl for model compression and acceleration on mobile devices. In *Proceedings of the European Conference on Computer Vision (ECCV)*, pages 784–800, 2018.
- [14] Yang He, Ping Liu, Ziwei Wang, Zhilan Hu, and Yi Yang. Filter pruning via geometric median for deep convolutional neural networks acceleration. In *Proceedings of the IEEE Conference on Computer Vision and Pattern Recognition*, pages 4340–4349, 2019.
- [15] Yihui He, Xiangyu Zhang, and Jian Sun. Channel pruning for accelerating very deep neural networks. In *Proceedings of the IEEE International Conference on Computer Vision*, pages 1389–1397, 2017.
- [16] Hengyuan Hu, Rui Peng, Yu-Wing Tai, and Chi-Keung Tang. Network trimming: A data-driven neuron pruning approach towards efficient deep architectures. *arXiv preprint arXiv:1607.03250*, 2016.
- [17] Gao Huang, Zhuang Liu, Laurens Van Der Maaten, and Kilian Q Weinberger. Densely connected convolutional networks. In *Proceedings of the IEEE conference on computer vision and pattern recognition*, pages 4700–4708, 2017.
- [18] Zehao Huang and Naiyan Wang. Data-driven sparse structure selection for deep neural networks. In *Proceedings of the European conference on computer vision (ECCV)*, pages 304–320, 2018.
- [19] Sergey Ioffe and Christian Szegedy. Batch normalization: Accelerating deep network training by reducing internal covariate shift. *arXiv preprint arXiv:1502.03167*, 2015.
- [20] Max Jaderberg, Andrea Vedaldi, and Andrew Zisserman. Speeding up convolutional neural networks with low rank expansions. *arXiv preprint arXiv:1405.3866*, 2014.
- [21] Alex Krizhevsky, Geoffrey Hinton, et al. Learning multiple layers of features from tiny images. 2009.
- [22] Alex Krizhevsky, Ilya Sutskever, and Geoffrey E Hinton. Imagenet classification with deep convolutional neural networks. In *Advances in neural information processing systems*, pages 1097–1105, 2012.
- [23] Vinay Kumar Verma, Gundeep Arora, Ashish Mishra, and Piyush Rai. Generalized zero-shot learning via synthesized examples. In *Proceedings of the IEEE conference on computer vision and pattern recognition*, pages 4281–4289, 2018.
- [24] Vadim Lebedev and Victor Lempitsky. Fast convnets using group-wise brain damage. In *Proceedings of the IEEE Conference on Computer Vision and Pattern Recognition*, pages 2554–2564, 2016.
- [25] Yann LeCun, Yoshua Bengio, and Geoffrey Hinton. Deep learning. *nature*, 521(7553):436–444, 2015.
- [26] Yann LeCun, Léon Bottou, Yoshua Bengio, Patrick Haffner, et al. Gradient-based learning applied to document recognition. *Proceedings of the IEEE*, 86(11):2278–2324, 1998.
- [27] Yann LeCun, Corinna Cortes, and CJ Burges. Mnist handwritten digit database. *ATT Labs [Online]*. Available: <http://yann.lecun.com/exdb/mnist>, 2, 2010.
- [28] Yann LeCun, John S Denker, and Sara A Solla. Optimal brain damage. In *Advances in neural information processing systems*, pages 598–605, 1990.
- [29] Hao Li, Asim Kadav, Igor Durdanovic, Hanan Samet, and Hans Peter Graf. Pruning filters for efficient convnets. *arXiv preprint arXiv:1608.08710*, 2016.
- [30] Yawei Li, Shuhang Gu, Luc Van Gool, and Radu Timofte. Learning filter basis for convolutional neural network compression. In *Proceedings of the IEEE International Conference on Computer Vision*, pages 5623–5632, 2019.
- [31] Yawei Li, Shuhang Gu, Christoph Mayer, Luc Van Gool, and Radu Timofte. Group sparsity: The hinge between filter pruning and decomposition for network compression. In *Proceedings of the IEEE/CVF Conference on Computer Vision and Pattern Recognition*, pages 8018–8027, 2020.
- [32] Mingbao Lin, Rongrong Ji, Yan Wang, Yichen Zhang, Baochang Zhang, Yonghong Tian, and Ling Shao. Hrank: Filter pruning using high-rank feature map. In *Proceedings of the IEEE/CVF Conference on Computer Vision and Pattern Recognition*, pages 1529–1538, 2020.
- [33] Shaohui Lin, Rongrong Ji, Chao Chen, Dacheng Tao, and Jiebo Luo. Holistic cnn compression via low-rank decomposition with knowledge transfer. *IEEE transactions on pattern analysis and machine intelligence*, 41(12):2889–2905, 2018.
- [34] Shaohui Lin, Rongrong Ji, Chenqian Yan, Baochang Zhang, Liujuan Cao, Qixiang Ye, Feiyue Huang, and David Doermann. Towards optimal structured cnn pruning via generative adversarial learning. In *Proceedings of the IEEE Conference on Computer Vision and Pattern Recognition*, pages 2790–2799, 2019.
- [35] Christos Louizos, Karen Ullrich, and Max Welling. Bayesian compression for deep learning. In *Advances in Neural Information Processing Systems*, pages 3288–3298, 2017.
- [36] Jian-Hao Luo, Jianxin Wu, and Weiyao Lin. Thinet: A filter level pruning method for deep neural network compression. In *Proceedings of the IEEE international conference on computer vision*, pages 5058–

5066, 2017.

- [37] Hui Miao, Ang Li, Larry S Davis, and Amol Deshpande. Towards unified data and lifecycle management for deep learning. In *2017 IEEE 33rd International Conference on Data Engineering (ICDE)*, pages 571–582. IEEE, 2017.
- [38] Dmitry Molchanov, Arsenii Ashukha, and Dmitry Vetrov. Variational dropout sparsifies deep neural networks. In *Proceedings of the 34th International Conference on Machine Learning-Volume 70*, pages 2498–2507. JMLR. org, 2017.
- [39] Pavlo Molchanov, Stephen Tyree, Tero Karras, Timo Aila, and Jan Kautz. Pruning convolutional neural networks for resource efficient inference. *arXiv preprint arXiv:1611.06440*, 2016.
- [40] Kirill Neklyudov, Dmitry Molchanov, Arsenii Ashukha, and Dmitry P Vetrov. Structured bayesian pruning via log-normal multiplicative noise. In *Advances in Neural Information Processing Systems*, pages 6775–6784, 2017.
- [41] Antonio Polino, Razvan Pascanu, and Dan Alistarh. Model compression via distillation and quantization. *arXiv preprint arXiv:1802.05668*, 2018.
- [42] Mohammad Rastegari, Vicente Ordonez, Joseph Redmon, and Ali Farhadi. Xnor-net: Imagenet classification using binary convolutional neural networks. In *European conference on computer vision*, pages 525–542. Springer, 2016.
- [43] Karen Simonyan and Andrew Zisserman. Very deep convolutional networks for large-scale image recognition. *arXiv preprint arXiv:1409.1556*, 2014.
- [44] Pravendra Singh, Vinay Kumar Verma, Piyush Rai, and Vinay Namboodiri. Leveraging filter correlations for deep model compression. In *The IEEE Winter Conference on Applications of Computer Vision*, pages 835–844, 2020.
- [45] Frederick Tung and Greg Mori. Clip-q: Deep network compression learning by in-parallel pruning-quantization. In *Proceedings of the IEEE Conference on Computer Vision and Pattern Recognition*, pages 7873–7882, 2018.
- [46] Wei Wen, Chunpeng Wu, Yandan Wang, Yiran Chen, and Hai Li. Learning structured sparsity in deep neural networks. In *Advances in neural information processing systems*, pages 2074–2082, 2016.
- [47] Zuxuan Wu, Tushar Nagarajan, Abhishek Kumar, Steven Rennie, Larry S Davis, Kristen Grauman, and Rogerio Feris. Blockdrop: Dynamic inference paths in residual networks. In *Proceedings of the IEEE Conference on Computer Vision and Pattern Recognition*, pages 8817–8826, 2018.
- [48] Jaesik Yoon, Taesup Kim, Ousmane Dia, Sungwoong Kim, Yoshua Bengio, and Sungjin Ahn. Bayesian model-agnostic meta-learning. In *Advances in Neural Information Processing Systems*, pages 7332–7342, 2018.
- [49] Ruichi Yu, Ang Li, Chun-Fu Chen, Jui-Hsin Lai, Vlad I Morariu, Xintong Han, Mingfei Gao, Ching-Yung Lin, and Larry S Davis. Nisp: Pruning networks using neuron importance score propagation. In *Proceedings of the IEEE Conference on Computer Vision and Pattern Recognition*, pages 9194–9203, 2018.
- [50] Xiangyu Zhang, Jianhua Zou, Xiang Ming, Kaiming He, and Jian Sun. Efficient and accurate approximations of nonlinear convolutional networks. In *Proceedings of the IEEE Conference on Computer Vision and pattern Recognition*, pages 1984–1992, 2015.
- [51] Chenglong Zhao, Bingbing Ni, Jian Zhang, Qiwei Zhao, Wenjun Zhang, and Qi Tian. Variational convolutional neural network pruning. In *Proceedings of the IEEE Conference on Computer Vision and Pattern Recognition*, pages 2780–2789, 2019.
- [52] Hao Zhou, Jose M Alvarez, and Fatih Porikli. Less is more: Towards compact cnns. In *European Conference on Computer Vision*, pages 662–677. Springer, 2016.