

On the differential privacy of dynamic location obfuscation with personalized error bounds

Shun Zhang, Benfei Duan, Zhili Chen*, and Hong Zhong



Abstract—Geo-indistinguishability and expected inference error are two complementary notions for location privacy. The joint guarantee of differential privacy (indistinguishability) and distortion privacy (inference error) limits the information leakage. In this paper, we analyze the differential privacy of PIVE dynamic location obfuscation mechanism proposed by Yu, Liu and Pu (ISOC Network and Distributed System Security Symposium, 2017) and show that PIVE fails to offer differential privacy guarantees on adaptive protection location set as claimed. Specifically, we demonstrate that different protection location sets could intersect with one another due to the defined search algorithm and then different locations in the same protection location set could have different protection diameters. As a result, we can show that the proof of differential privacy for PIVE is incorrect. We also make some detailed discussions on feasible privacy frameworks with achieving personalized error bounds.

Index Terms—Differential privacy, geo-indistinguishability, inference attack

1 INTRODUCTION

Geo-INDISTINGUISHABILITY and expected inference error are two statistical quantification based privacy notions for location obfuscation which attracts much attention in recent years due to the rapid development of location based services (LBSs) and mobile Internet.

Yu et al. [1] formally study the relationship between two privacy notions, geo-indistinguishability and expected inference error. They summarize the problems as follows. First, the two notions are complementary for protecting location privacy against inference attacks. Current existing location obfuscation mechanisms support only one of the two privacy notions. Second, it is important to develop a location obfuscation mechanism to effectively integrate both the privacy notions. Third, incorporating user's desired privacy preference, like minimum inference error bound, improves the usability, fits for adaptive noise adjustment for geo-indistinguishability and satisfies customizable privacy/utility requirement of mobile users that permits personalized error bounds at different situations related to

- S. Zhang, B. Duan and H. Zhong are with School of Computer Science and Technology, Anhui University, Hefei 230601, China
E-mail: szhang@ahu.edu.cn (S. Zhang), dbf97@stu.ahu.edu.cn (B. Duan), zhongh@ahu.edu.cn (H. Zhong)
- Z. Chen is with Software Engineering Institute, East China Normal University, Shanghai 200062, China
E-mail: zhlchen@sei.ecnu.edu.cn
- * Corresponding author (Zhili Chen)

Manuscript received Month xx, 2020; revised Month xx, 2020.

locations, times and LBSs. This motivates them to develop PIVE, a two-phase dynamic differential location privacy scheme for preserving both notions of location privacy with personalized error bounds.

Unfortunately, Yu et al.'s core approach for generating probability distribution is faced with privacy problem. The problem results in that Yu et al.'s scheme can not theoretically preserve differential privacy on the protection location set. For this, we have to investigate new approaches with personalized and joint privacy guarantees. Additionally, through theoretical analysis and simulation experiments, we demonstrate the privacy problems and make some discussions on our proposed new approaches.

The rest of the paper is organized as follows. Section 2 mainly reviews the core phases of Yu et al.'s PIVE. Section 3 points out the privacy problems of their scheme and provides theoretical analysis and simple examples. Section 4 discusses some new solution approaches to efficiently and correctly determine the probability distribution with some experiment results. At last, Section 5 concludes this paper.

2 REVIEW OF PIVE FRAMEWORK

Yu et al. argue in [1] that geo-indistinguishability and expected inference error are two complementary notions for location privacy. They study the relationship and propose PIVE framework with effectively combining both notions.

In PIVE, the authors consider a scenario where the user wants to protect the privacy of her/his actual location by reporting a pseudo-location in a set \mathcal{X} of nearby discrete locations. It is desirable to develop a location obfuscation mechanism that combines the two privacy notions and generates perturbed locations with effective performance. The mechanism allows that the informed adversary has prior knowledge of distribution π over \mathcal{X} and knows obfuscation distribution f .

The objective includes: 1) preserve differential location privacy with respect to geo-indistinguishability, 2) protect location against inference attacks of Bayesian adversary with prior information, and 3) support customizable preferences for users on two privacy control knobs, differential privacy parameter ϵ and the minimum inference error E_m .

Some notions are presented below. The concepts of differential privacy, exponential mechanism and geo-indistinguishability are skipped here, see [2, 3].

An obfuscation mechanism takes the actual location x from A as input and chooses a pseudo-location x' from O by sampling from the distribution $f(x'|x)$:

$$f(x'|x) = \Pr(O = x'|A = x) \quad x, x' \in \mathcal{X}. \quad (1)$$

In the adversary model, the prior distribution π over \mathcal{X} is given in many ways such as the population density. Based on the observed pseudo-location x' , the adversary computes the posterior probability distribution $\Pr(x|x')$ that is the probability of x to be the true location generating x' :

$$\Pr(x|x') = \frac{\pi(x)f(x'|x)}{\sum_{x \in \mathcal{X}} \pi(x)f(x'|x)}. \quad (2)$$

Then a Bayesian adversary launches optimal inference attack usually by estimating the location \hat{x} satisfying

$$\hat{x} = \arg \min_{\hat{x} \in \mathcal{X}} \sum_{x \in \mathcal{X}} \Pr(x|x') d_p(\hat{x}, x), \quad (3)$$

where d_p denotes Euclidean distance d . If d_p is Hamming distance, this attack is called Bayesian inference attack and

$$\hat{x} = \arg \max_{x \in \mathcal{X}} \Pr(x|x'). \quad (4)$$

2.1 Solution Scheme PIVE

Yu et al. develop PIVE, a two-phase dynamic differential location privacy framework. In Phase I, they introduce user-defined inference error bound E_m to determine a protection location set (PLS). In Phase II, they produce pseudo-locations by deploying exponential mechanism.

First, to guarantee the expected inference error in terms of PLS, the conditional expected inference error is given by

$$ExpEr(x') = \min_{\hat{x} \in \mathcal{X}} \sum_{x \in \mathcal{X}} \Pr(x|x') d(\hat{x}, x), \quad \text{for } x' \in \mathcal{X}. \quad (5)$$

Given that the adversary narrows possible guesses to the PLS that contains the user's true location, define

$$E(\Phi) = \min_{\hat{x} \in \Phi} \sum_{x \in \Phi} \frac{\pi(x)}{\sum_{y \in \Phi} \pi(y)} d(\hat{x}, x), \quad (6)$$

where Euclidean distance is chosen as privacy metric.

According to lower bound on expected inference error,

$$ExpEr(x') \geq e^{-\epsilon} E(\Phi), \quad (7)$$

the authors in [1] (Theorem 1) obtain a sufficient condition,

$$E(\Phi) \geq e^{\epsilon} E_m, \quad (8)$$

to satisfy the user-defined threshold, $ExpEr(x') \geq E_m$.

We turn to the two phases of PIVE as shown in Fig. 1.

Phase I: Determining Protection Location Set. Based on (8), PIVE regards Φ as a variable and dynamically searches region Φ satisfying (8) with diameter as small as possible.

For efficiently and accurately determining PLS, the authors develop a Hilbert curve based search method. It provides a mapping from data points in a 2-D space onto an 1-D space with the proximity of data preserved, see Fig. 2. Then all locations in the set \mathcal{X} are sorted with ranks, denoted by $R(x)$. The searching range only covers the locations with ranks in $[R(x) - range, R(x) + range]$ over the sorted sequence of \mathcal{X} , where $range$ is a positive integer

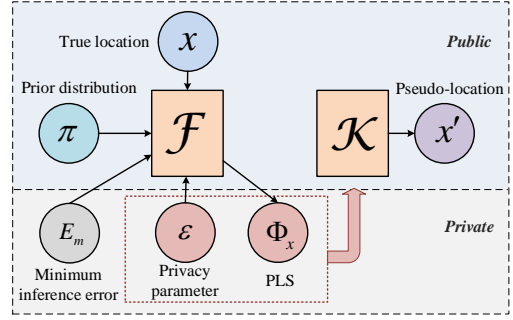


Fig. 1: The framework of PIVE.

decided heuristically. Using Algorithm 1 in [1], all possible sets $\{x_{-l}, \dots, x_0 = x, x_1, \dots, x_r\}$ (including actual location x) covered in searching range are checked. Then it returns a set having the smallest diameter among those satisfying (8). Therefore, each location x has its own PLS Φ_x and different locations may have different PLSs and diameters.

Phase II: Differentially Private Mechanism. The exponential mechanism is devised to generate pseudo-locations, which achieves differential privacy on the PLS and makes strong utility guarantee with respect to the service quality.

Since smaller distance produces higher utility then the utility function u is defined as the distance between perturbed and true locations. The sensitivity of utility is the diameter of protection location set. The mechanism \mathcal{K} outputs each x' from \mathcal{X} with the probability $w_x \exp(\frac{-\epsilon d(x, x')}{2D(\Phi)})$, where

$$w_x = \left(\sum_{x' \in \mathcal{X}} \exp\left(\frac{-\epsilon d(x, x')}{2D(\Phi)}\right) \right)^{-1}. \quad (9)$$

Following this, the user's true location x determines diameter $D(\Phi)$ of PLS Φ and the sensitivity $\Delta(u) = D(\Phi)$ is equal in all rows of the public distributions $\{f(x_j|x_i)\}_{i,j}$ (x_i true, x_j perturbed). Further, the authors argue theoretically, their designed exponential mechanism \mathcal{K} preserves ϵ -differential privacy on the PLS $\Phi(x)$.

3 PRIVACY PROBLEMS OF PIVE FRAMEWORK

This section shows that *the PIVE does not guarantee differential privacy*, due to the conflict between the generation of protection location sets (PLSs) and the application of the exponential mechanism.

First, we find that the generation of PLSs in PIVE leads to the property stated in Observation 1.

Observation 1. *The PLSs generated by PIVE may have personalized diameters and intersect with each other.*

The PIVE generates PLSs with Algorithm 1 in [1] as follows. For each input location x denoted by x_0 (regarded as actual location), the algorithm returns a set having the smallest diameter satisfying (8). The locations in the output set are required to have consecutive rankings in \mathcal{X} according to their mappings on a Hilbert curve. This means that each (true) location x has its own PLS Φ_x and the corresponding diameter $D(\Phi_x)$, and different (even neighboring) locations have different PLSs with different diameters and even have

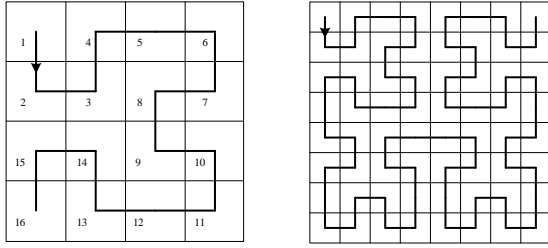


Fig. 2: Hilbert Curve for 4×4 and 8×8 grid.

intersections on PLSs. This happens in many cases and can be demonstrated by a simple example as follows.

We implement PIVE with 50 regions in Geolife dataset distributed as in [1], see Fig. 3. For convenience, our grid is with the cell scale $1\text{km} \times 1\text{km}$ and prior distribution, see [4] for detailed experimental setup. In the setting of $\epsilon = 1.0$ and $E_m = 0.15$, we execute Algorithm 1 in [1] to obtain PLSs with new rankings on a Hilbert curve as shown in Fig. 4. In Table 1, the rankings of locations are improved by the above Hilbert curve, each number in bold means the initial point (user’s actual location) of a PLS and the corresponding diameter for each PLS is given in the bracket behind.




Fig. 3: 50 regions in Geolife dataset.

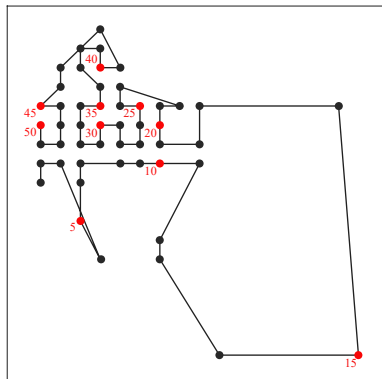


Fig. 4: 50 regions numbered on a Hilbert Curve.

Specifically, the locations 25 and 26 have PLSs $\Phi(25)$ and $\Phi(26)$, respectively, see Fig. 5. Related prior distribution π are shown in Table 2 and the computations of some

TABLE 1: PLS for each location numbered on Hilbert Curve.

1,2,3 (1.4)	2,3 (1.0)	3,2 (1.0)	4,5 (2.2)	5,6 (2.0)
6,7 (1.0)	7,6 (1.0)	8,9 (1.0)	9,10 (1.0)	10,9 (1.0)
11,10 (2.0)	12,11 (4.5)	13,11,12 (5.4)	14,13 (5.8)	15,14 (7.0)
16,17 (7.0)	17,18 (2.0)	18,19 (2.0)	19,20,21 (2.0)	20,21,22 (1.4)
21,20,22 (1.4)	22,20,21 (1.4)	23,24 (1.0)	24,23 (1.0)	25,24,26 (1.4)
26,27 (1.0)	27,28 (1.0)	28,29 (1.0)	29,30 (1.0)	30,31 (1.0)
31,30 (1.0)	32,31,33 (1.4)	33,34 (1.0)	34,35 (1.0)	35,34 (1.0)
36,37 (1.4)	37,38 (1.0)	38,37 (1.0)	39,40 (1.0)	40,41 (1.0)
41,40 (1.0)	42,41 (2.2)	43,44 (1.0)	44,43 (1.0)	45,46 (1.0)
46,47 (1.0)	47,48 (1.0)	48,47 (1.0)	49,50 (1.0)	50,49 (1.0)

necessary $E(\Phi)$ are given in Table 3 with $e^\epsilon E_m = 0.408$. The inequality (8) is not satisfied for the sets, $\{25, 24\}$ and $\{25, 26\}$. We mention that the set $\{25, 24, 26\}$ is preferred to $\{25, 23, 24\}$ due to smaller *range*. The location 26 is included in PLS $\Phi(25)$ (with diameter 1.4) and its corresponding PLS $\Phi(26)$ has smaller diameter 1.0. This demonstrates our Observation 1 and more intersections are shown in Table 1.

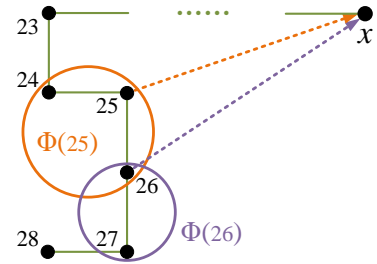


Fig. 5: Adaptive PLSs with intersections.

TABLE 2: Prior probability distribution on related locations.

region	24	25	26	27
π	0.0269	0.0166	0.0283	0.0278

TABLE 3: Computing $E(\Phi)$ for related sets.

Φ	$\{25, 24\}$	$\{25, 24, 26\}$	$\{25, 26\}$	$\{26, 27\}$
$E(\Phi)$	0.38	0.76	0.37	0.50

Second, we have Observation 2 due to Observation 1 and the perturbation scheme based on the exponential mechanism.

Observation 2. Different locations in the same PLS may have different diameters for applying the exponential mechanism.

Following the example given by Fig. 5, we obtain that the PLSs $\Phi(25)$ and $\Phi(26)$ intersects with each other and have different diameters although both locations 25 and 26 are included in $\Phi(25)$.

Further, in Phase II, different rows represent different input (true) locations and often have different diameters of PLSs, i.e., different sensitivities for achieving personalized preferences.

Finally, we show that the proof of differential privacy guarantee in [1] is incorrect. In particular, the diameters of

locations x and y in a given PLS cannot be regarded as the same due to the Observation 2. That is, in the proof of differential privacy (cf., Theorem 3 wrongly proved in [1]), i.e.,

$$\frac{f(x'|x)}{f(x'|y)} = \frac{w_x \exp(-\epsilon d(x, x') / (2D(\Phi_x)))}{w_y \exp(-\epsilon d(y, x') / (2D(\Phi_y)))}, \quad (10)$$

we can not proceed by triangular inequality as stated in [1].

Indeed, in the PLS, Φ determined by a true location t , any two points $x, y \in \Phi$ have their own PLSs, Φ_x and Φ_y , respectively. We should regard x and y as true locations in the computation of $f(x'|x)$ and $f(x'|y)$, respectively. Then we have to use $D(\Phi_x)$ and $D(\Phi_y)$ as sensitivity of their PLS utility, respectively. It is easy to obtain $D(\Phi_x)$, $D(\Phi_y) \leq D(\Phi)$ and the equality does not hold sometimes.

4 OUR SOLUTION APPROACHES

To solve the privacy problems pointed out in Section 3, the solution approach must ensure: 1) the probability distribution is generated before the input of user's true location, and 2) each location x in the protection location set (PLS) shares the same sensitivity of utility $D(\Phi)$.

Following the above requirements, all locations in each PLS are regarded symmetrically as the possible true location. The moving of true location should not result in any variation of the public probability distribution. Otherwise, it possibly causes some attacks by using historical background knowledge. For example, whether the public probability distribution varies, will leak the information whether the true location moves to some extent. The mechanism should satisfy that the public probability distribution is fixed no matter where the true location is.

We investigate feasible approaches in two directions, on the aspect whether PLSs are allowed to be connected or not.

First, **uniformly maximum sensitivity**. This allows that some PLSs are connected one by one. Given the privacy control knobs, E_m and ϵ , we use Algorithm 1 in [1] to find dynamic PLS, $\Phi(x_i)$, for each location x_i and define simply the largest sensitivity $D_{\max} = \max\{D(\Phi(x_i)) | x_i \in \mathcal{X}\}$ uniformly in all rows of distribution matrix. Following the same line as Theorem 3 in [1], the exponential mechanism \mathcal{K} preserves ϵ -differential privacy on PLS Φ_x for each input location x , with diameter $D(\Phi_x)$ but not D_{\max} since some larger sets may not satisfy (8). However, such a framework directly destroys the personalization of privacy preferences and the procedure is shown in Fig. 6.

Second, **partitioning all locations into disjoint PLSs**. Based on the sequence of locations along the Hilbert curve, we require that in each PLS, all locations are neighboring (with consecutive rankings) and the relation (8) is satisfied for personalized privacy preferences of each location. Following this, the locations in the same PLS share the same sensitivity, the smallest ϵ and the largest E_m among theirs, which is used in the probability distribution matrix and the partition result is private. See our recently proposed DPIVE in [4] for the details. For the framework of DPIVE, only $D_{\max}(\Phi)$ is replaced by $D(\Phi_j)$ with disjoint PLSs $\{\Phi_j\}$ partitioned along an optimally selected Hilbert curve, compared with Fig. 6.

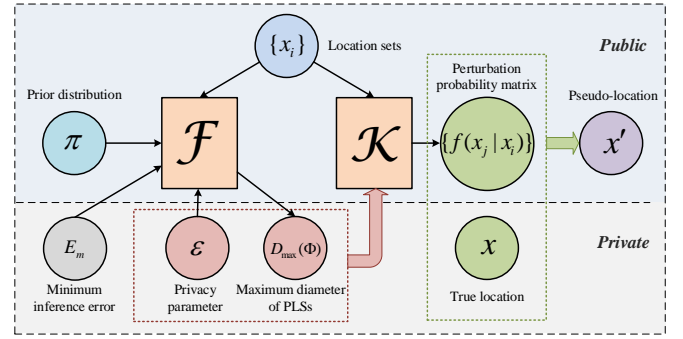


Fig. 6: Framework of PIVE with D_{\max} .

On the aspect of experiments, we carry out the PIVE framework with D_{\max} on the same distributed 50 regions in Geolife dataset as above and π values are uniformly and randomly generated in $[0.01, 0.03]$, see [4] for detailed experimental setup. Fig. 7 shows obviously that the privacy parameter E_m has (almost) no impact on the expected inference error and quality loss as well as ϵ . This is due to the fact that some isolated regions have relatively large diameter of PLS for general E_m and ϵ .

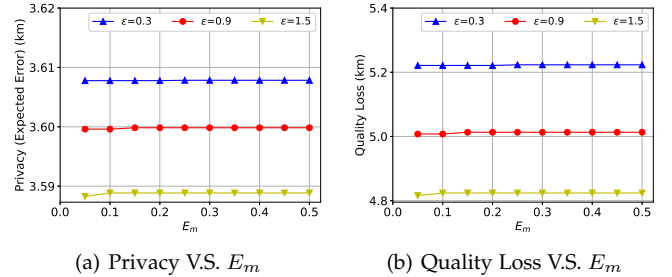


Fig. 7: Impact of E_m under D_{\max} strategy.

Alternatively, we can use so-called locally maximum diameter. That is, connected PLSs are regarded as a whole and share the same sensitivity that is the maximum of their diameters. For example, given the privacy parameters, according to the intersection of PLSs in Table 1, the region set \mathcal{X} can be divided into three parts, $\{1, 2, 3\}$, $\{4, 5, \dots, 44\}$ and $\{45, \dots, 50\}$. Then the PLS $\{x_1, x_2, x_3\}$ has its own relatively small sensitivity while the PLSs included in $\{4, 5, \dots, 44\}$ connected one by one share a common (upper) sensitivity (indeed D_{\max} as defined above).

At last, we should pay attention to **personalized privacy preferences**. From the mechanism generating pseudo-locations in PIVE, we find that each row in the probability distribution matrix has the same privacy control knobs, the minimum inference error E_m and the differential privacy parameter ϵ . The standard personalization means that each row (true location) has its desired privacy preferences. This is mentioned above and is also investigated in [4].

5 CONCLUSION

In this paper, we analyze the privacy of PIVE two-phase dynamic differential location privacy framework [1] via

three steps and show that PIVE fails to offer provable privacy preservation on dynamic protection location set (PLS). Specifically, we demonstrate by examples that different locations have different diameters of PLSs with interactions due to the adaptive search algorithm. Moreover, we make detailed discussions with experiments in two directions on effective mechanisms for satisfying the desired personalized privacy preferences.

REFERENCES

- [1] L. Yu, L. Liu, and C. Pu, "Dynamic differential location privacy with personalized error bounds." in *ISOC Network and Distributed System Security Symposium*, 2017.
- [2] C. Dwork and A. Roth, "The algorithmic foundations of differential privacy," *Foundations and Trends® in Theoretical Computer Science*, vol. 9, no. 3–4, pp. 211–407, 2014.
- [3] M. E. Andrés, N. E. Bordenabe, K. Chatzikokolakis, and C. Palamidessi, "Geo-indistinguishability: Differential privacy for location-based systems," in *Proceedings of the 2013 ACM SIGSAC Conference on Computer & Communications Security*, 2013, pp. 901–914.
- [4] S. Zhang, B. Duan, Z. Chen, and H. Zhong, "Regionalized location obfuscation mechanism with personalized privacy levels." in *arXiv eprint, Submitted*, 2021.