

Generalising via Meta-Examples for Continual Learning in the Wild

Alessia Bertugli¹Stefano Vincenzi²Simone Calderara²Andrea Passerini¹¹University of Trento²University of Modena and Reggio Emilia

{name.surname}@unitn.it

{name.surname}@unimore.it

Abstract

Learning quickly and continually is still an ambitious task for neural networks. Indeed, many real-world applications do not reflect the learning setting where neural networks shine, as data are usually few, mostly unlabelled and come as a stream. To narrow this gap, we introduce *FUSION* - Few-shot UnSupervised cONTinual learning - a novel strategy which aims to deal with neural networks that “learn in the wild”, simulating a real distribution and flow of unbalanced tasks. We equip *FUSION* with *MEML* - Meta-Example Meta-Learning - a new module that simultaneously alleviates catastrophic forgetting and favours the generalisation and future learning of new tasks. To encourage features reuse during the meta-optimisation, our model exploits a single inner loop per task, taking advantage of an aggregated representation achieved through the use of a self-attention mechanism. To further enhance the generalisation capability of *MEML*, we extend it by adopting a technique that creates various augmented tasks and optimises over the hardest. Experimental results on few-shot learning benchmarks show that our model exceeds the other baselines in both *FUSION* and fully supervised case. We also explore how it behaves in standard continual learning consistently outperforming state-of-the-art approaches.¹

1. Introduction

Human-like learning has always been a challenge for deep learning algorithms. Neural networks work differently than the human brain, needing a large number of independent and identically distributed (iid) labelled data to face up the training process. Due to their weakness to directly deal with few, online, and unlabelled data, the majority of deep learning approaches are bounded to specific applications. Continual learning, meta-learning, and unsupervised learning try to overcome these limitations by proposing targeted solutions. In particular, continual learning has been largely investigated in the last few years to solve the catastrophic

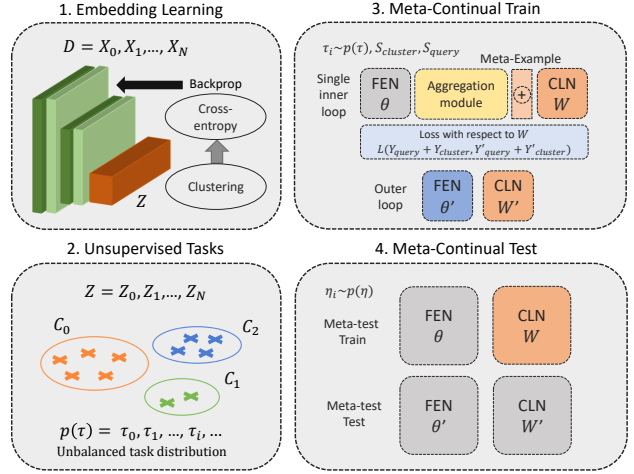


Figure 1: Overview of FUSION learning strategy.

forgetting problem that affects neural networks trained on incremental data. When data are available as a stream of tasks, neural networks tend to focus on the most recent, overwriting their past knowledge and consequently causing forgetting. Several methods [24, 33, 10, 41, 55, 40] have been proposed to solve this issue involving a memory buffer, network expansion, selective regularisation, and distillation. Some works [21, 52, 36, 31, 16, 54] take advantage of the meta-learning abilities of generalisation on different tasks and rapid learning on new ones to deal with continual learning problems, giving life to meta-continual learning [20] and continual-meta learning [7]. Due to the complex nature of the problem, the proposed approaches generally involve supervised or reinforcement learning settings. Furthermore, few works on unsupervised meta-learning [19, 23, 22] and unsupervised continual learning [38] have been recently proposed, but the first ones deal with iid data, while the second one assumes the availability of a huge dataset. Moreover, the majority of continual learning and meta-learning solutions assume that data are perfectly balanced or equally distributed among classes.

In this paper, among the jungle of all these limited and various settings, we attempt to unify them all under FU-

¹The code is available at <https://github.com/alessiabertugli/FUSION>

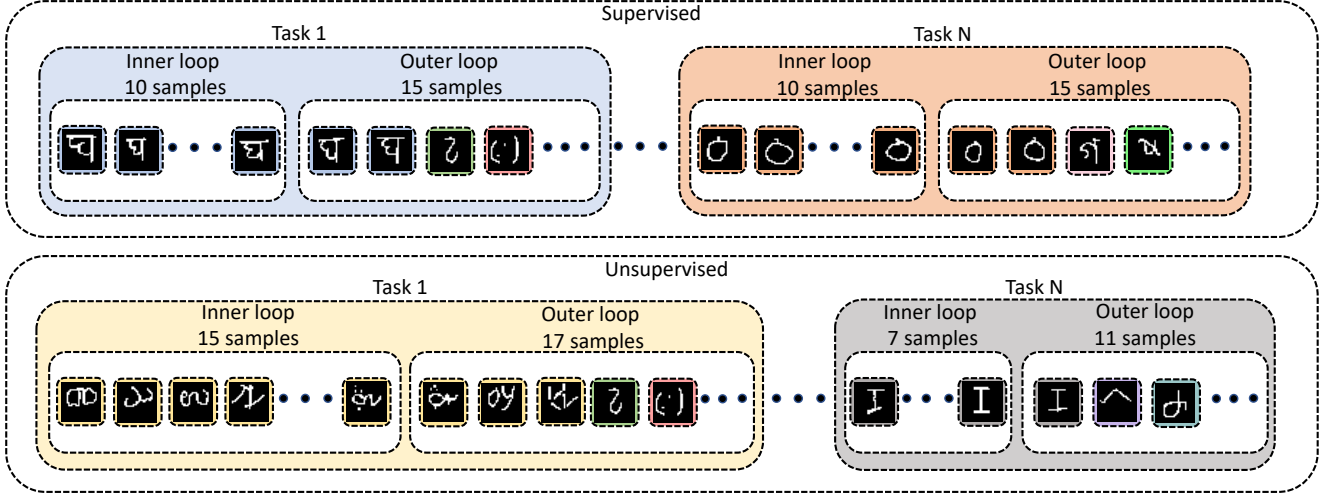


Figure 2: Supervised vs unsupervised tasks flow. In the supervised version, tasks are perfectly balanced and contain a fixed number of elements for inner loop (10 samples) and outer loop (15 samples, 5 from the current cluster and 10 randomly sampled from other clusters). In the unsupervised model, tasks are unbalanced and contain two-third of cluster data for the inner loop and one-third for the outer loop in addition to a fixed number of random samples.

SION, a new, realistic learning strategy dealing with unlabelled and unbalanced tasks in a few-shot continual learning fashion. As reported in Figure 1, FUSION is composed of four phases: embedding learning, unsupervised tasks construction, meta-continual train and meta-continual test. To give a hint on FUSION, the imbalance in the tasks is strictly related to the intrinsic nature of the unsupervised problem. Indeed the tasks are constructed by employing a clustering algorithm over a fitted embedding space. We also experimentally verify that with unsupervised tasks, the need for balanced data is not crucial compared to the variability in the data and the exploitation of small clusters. To boost performance on FUSION strategy, we introduce MEML, a meta-learning based model which relies on a single inner loop update performed on an aggregated attentive representation that we call meta-example. We perform extensive experiments on two few-shot datasets Omniglot [26] and Mini-ImageNet [11] and on two continual learning benchmarks Sequential MNIST [27] and Sequential CIFAR-10 [25] widely overcoming state-of-the-art methods. We also show the generalisation capability of our model across datasets.

Contributions. We remark our contributions as follows:

- We propose a novel strategy dealing with unbalanced tasks in a few-shot continual learning scenario;
- MEML can reach high performance on both unsupervised and supervised cases. To enhance the generalisation capability of MEML, we devise MEMLX exploiting an original augmentation strategy;
- To further validate our method, we test it in standard

supervised continual learning, achieving strong results with respect to specifically tailored solutions.

- Ablations studies empirically show that the imbalance in the task dimension does not negatively alter the performance, and no balancing techniques are required;
- Finally, we arrange experiments that exhibit the generalisation capacity of our model across datasets.

2. Related Work

Continual Learning. Continual learning is one of the most challenging problems arising from neural networks that are heavily affected by catastrophic forgetting. The proposed methods can be divided into three main categories. *Architectural strategies*, are based on specific architectures designed to mitigate catastrophic forgetting [43, 45]. *Regularisation strategies* are based on putting regularisation terms into the loss function, promoting selective consolidation of important past weights [24, 55]. Finally, *rehearsal strategies* focus on retaining part of past information and periodically replaying it to the model to strengthen connections for memories, involving meta-learning [41, 48], combination of rehearsal and regularisation strategies [33, 10], knowledge distillation [14, 30, 18, 29, 6], generative replay [46, 47, 32] and channel gating [1]. Only a few recent works have studied the problem of unlabelled data, which mainly involves representation learning. CURL [38] proposes an unsupervised model built on a representation learning network. This latter learns a mixture of Gaussian encoding task variations, then integrates a generative memory replay buffer as a strategy to overcome forgetting.

Meta-Learning. Meta-learning, or learning to learn, aims to improve the neural networks ability to rapidly learn new tasks with few training samples. The majority of meta-learning approaches proposed in the literature are based on Model-Agnostic Meta-Learning (MAML) [12, 37, 34, 44]. Through the learning of a profitable parameter initialisation with a double loop procedure, MAML limits the number of stochastic gradient descent steps required to learn new tasks, speeding up the adaptation process performed at meta-test time. Although MAML is suitable for many learning settings, few works investigate the unsupervised meta-learning problem. CACTUs [19] proposes a new unsupervised meta-learning method relying on clustering feature embeddings through the k-means algorithm and then builds tasks upon the predicted classes. UMTRA [23] is a further method of unsupervised meta-learning based on a random sampling and data augmentation strategy to build meta-learning tasks, achieving comparable results with respect to CACTUs. UFLST [22] proposes an unsupervised few-shot learning method based on self-supervised training, alternating between progressive clustering and update of the representations.

Meta-Learning for Continual Learning. Meta-learning has extensively been merged with continual learning for different purposes. We can highlight the existence of two strands of literature [7]: *meta-continual learning* with the aim of incremental task learning and *continual-meta learning* with the purpose of fast remembering. Continual-meta learning approaches mainly focus on making meta-learning algorithms online, to rapidly remember meta-test tasks [13, 21, 16]. More relevant to our work are meta-continual learning algorithms [52, 20, 3, 54, 31, 36, 49, 5], which use meta-learning rules to “learn how not to forget”. OML [20] and its variant ANML [3] favour sparse representations by employing a trajectory-input update in the inner loop and a random-input update in the outer one. The algorithm jointly trains a representation learning network (RLN) and a prediction learning network (PLN) during the meta-training phase. Then, at meta-test time, the RLN layers are frozen and only the PLN is updated. ANML replaces the RLN network with a neuro-modulatory network that acts as a gating mechanism on the PLN activations following the idea of conditional computation.

3. Few-Shot Unsupervised Continual Learning

To investigate how neural networks learn when dealing with a real distribution and flow of unbalanced tasks, we propose a novel learning strategy composed of four phases described in details below.

Embedding Learning. Rather than directly exploiting high dimensional raw data, an embedding learning network is used to determine an embedding space to facilitate task con-

struction. Through an unsupervised training [8, 4], the embedding learning network produces an embedding vector set $Z = Z_0, Z_1, \dots, Z_N$, starting from the N data points in the training set $D = X_0, X_1, \dots, X_N$. In Figure 1.1 an example of an unsupervised embedding learning based on Deep Cluster [8] is shown.

Unsupervised Tasks. As done in [19], the task construction phase exploits the k-means algorithm over suitable embeddings obtained with the embedding learning phase previously described. This simple but effective method assigns the same pseudo-label to all data points belonging to the same cluster. This way, a distribution $p(\mathcal{T}) = \mathcal{T}_0, \mathcal{T}_1, \dots, \mathcal{T}_i, \dots$ of tasks is built from the generated clusters as reported in Figure 1.2. Applying k-means over these embeddings leads to unbalanced clusters, which determine unbalanced tasks. This is in contrast with typical meta-learning and continual learning problems, where data are perfectly balanced. To recover a balanced setting, in [19], the authors set a threshold on the cluster dimension, discarding extra samples and smaller clusters. A recent alternative [2] forces the network to balance clusters, imposing a partition of the embedding space that could contrast with the extracted features. We believe that these approaches are sub-optimal as they alter the data distribution. In an unsupervised setting, where data points are grouped based on the similarity of their features, variability is an essential factor. In a tasks imbalanced setting, the obtained meta-representation is influenced by both small and large clusters. Large clusters may contain more generic features than the smaller ones and help the model to generalise better by mostly learning from them. At the same time, small clusters may contain important information for different classes presented during evaluation.

Unsupervised Meta-Continual Train. The created tasks are sampled one at a time $\mathcal{T}_i \sim p(\mathcal{T})$ for the unsupervised meta-continual training phase as shown in Figure 1.3. The training process happens in a class-incremental way - where one task corresponds to one cluster - following a two-loop update procedure. The inner loop involves samples belonging to the ongoing task, while the outer loop contains elements sampled from both the current and other random clusters. We illustrate the tasks flow in Figure 2, the unsupervised case takes two-third of the current cluster data for the inner loop and adds one-third to a fixed number of random samples for the outer loop. The supervised case instead takes the same number of samples among tasks for both the inner and the outer loop. During this stage, the network may suffer from the catastrophic forgetting effect on the learned representation if no technique is used to generalise or remember.

Meta-Continual Test. At meta-continual test time, novel and unseen tasks from the test set are provided to the network $\eta_i \sim p(\eta)$ as illustrated in Figure 1.4, where $p(\eta)$ rep-

resents the distribution of supervised test tasks and η_i corresponds to a sampled test class. The representation learned during meta-train remains frozen, while only the prediction layers are fine-tuned, testing on few data of novel classes, also belonging to different data distribution. This phase measures the ability of our model to generalise through a valuable representation.

4. Meta-Example Meta-Learning

To deal with the unsupervised meta-continual train in FUSION (Figure 1.3), we propose MEML, a meta-learning procedure based on the construction of a meta-example. The whole architecture is composed of a Feature Extraction Network (FEN), an aggregation module and a Classification Network (CLN). The FEN is updated only in the outer loop (highlighted in blue in the figure), while frozen during the inner (grey). Both the aggregation module and the CLN are renewed in the inner and outer loop.

Motivation. MAML and all its variants rely on a two-loop mechanism that allows learning new tasks from few steps of gradient descent. Recent investigations on this algorithm explain that the real reason for MAML’s success resides in feature reuse instead of rapid learning [35], proving that learning meaningful representations is a crucial factor. Based on this assumption, we focus on the generalisation ability of the feature extraction layers.

MEML. We remove the need for several inner loops, maintaining a single inner loop update through a mechanism for aggregating examples based on self-attention. This way, we considerably reduce the training time and computational resources needed for training the model and increases global performance. The use of a meta-example instead of a trajectory of samples is particularly helpful in class-incremental continual learning to avoid catastrophic forgetting. In fact, instead of sequentially processing multiple examples of the same class and updating the parameters at each one (or at each batch), the network does it only once per class, reducing the forgetting effect. At each time-step, as pointed out in Figure 2, a task $\mathcal{T}_i = (\mathcal{S}_{cluster}, \mathcal{S}_{query})$ is randomly sampled from the task distribution $p(\mathcal{T})$. $\mathcal{S}_{cluster}$ contains elements of the same cluster:

$$\mathcal{S}_{cluster} = \{(X_k, Y_k)\}_{k=0}^K, \quad (1)$$

where $Y_{cluster} = Y_0 = \dots = Y_K$ is the cluster pseudo-label and K is the number of data points in the cluster. Instead, \mathcal{S}_{query} contains a variable number of elements belonging to the current cluster and a fixed number of elements randomly sampled from all other clusters:

$$\mathcal{S}_{query} = \{(X_q, Y_q)\}_{q=0}^Q, \quad (2)$$

where Q is the total number of elements in the query set. All the elements belonging to $\mathcal{S}_{cluster}$ are processed by the

FEN, parameterised by θ , computing the feature vectors R_0, R_1, \dots, R_K in parallel for all task elements:

$$R_{0:K} = f_{\theta}(X_{0:K}). \quad (3)$$

The obtained embeddings are refined with an attention function, parameterised by ρ , that computes the attention coefficients α from the features vectors:

$$\alpha_{0:K} = \text{Softmax}[f_{\rho}(R_{0:K})]. \quad (4)$$

Then, the final aggregated representation vector ME , called *meta-example*, captures the most salient features:

$$ME = \bar{\alpha}^T \times \bar{R}. \quad (5)$$

The single inner loop is performed on this meta-example, which adds up the weighted-features contribution of each element of the current cluster. Then, the cross-entropy loss \mathcal{L} between the predicted labels and the pseudo-labels is computed and both the classification network parameters W and the attention parameters ρ are updated as follow:

$$\psi \leftarrow \psi - \alpha \nabla_{\psi} \mathcal{L}(f_{\psi}(ME), Y_{cluster}), \quad (6)$$

where $\psi = \{W, \rho\}$ and α is the inner loop learning rate. Finally, to update the whole network parameters $\phi = \{\theta, W, \rho\}$, and to ensure generalisation across tasks, the outer loop loss is computed from $\mathcal{S}_{cluster}$ and \mathcal{S}_{query} . The outer loop parameters are thus updated as follows:

$$\phi \leftarrow \phi - \beta \nabla_{\phi} \mathcal{L}(f_{\phi}(X_{0:Q}), Y_{0:Q}), \quad (7)$$

where β is the outer loop learning rate.

Note that with the aggregation mechanism introduced by MEML, a single inner loop is made regardless of the number of examples in the cluster, thus eliminating the problem of unbalancing at the inner loop level. However, the representation updated in the outer loop remains unbalanced since the FEN calculate the embeddings for each example.

MEMLX. Since the aim is to learn a valuable representation that generalises to new and unseen classes, we introduce an original augmentation technique inspired by [15]. The simple idea behind our strategy is to generate a set of augmented input data and minimise the maximum loss over these latter. Minimising the average risk of this worst augmented data enforce robustness and act as a regularisation against random perturbations, leading to a boost in the generalisation capability. Starting from the previously defined $\mathcal{S}_{cluster}$ and \mathcal{S}_{query} we generate m sets of augmented data:

$$\{\mathcal{S}_{cluster}^i, \mathcal{S}_{query}^i\}_{i=1}^m \leftarrow A(\mathcal{S}_{cluster}), A(\mathcal{S}_{query}), \quad (8)$$

where A stands for augmentation and executes a combination of different data transformations for each $i \in m$. Hence, for each of these newly generated sets of data we

Algorithm 1 MEML within FUSION

Require: $D = X_0, X_1, \dots, X_N$: unlabelled training set
Require: α, β : inner loop and outer loop learning rates

- 1: Embedding learning on D producing $Z_{0:N}$ from $X_{0:N}$
- 2: K -means on $Z_{0:N}$ generating a distribution of unbalanced tasks $p(\mathcal{T})$ from clusters
- 3: Randomly initialise θ and W
- 4: **while** not done **do**
- 5: Sample a task $\mathcal{T}_i \sim p(\mathcal{T}) = (\mathcal{S}_{cluster}, \mathcal{S}_{query})$
- 6: Randomly initialise W_i
- 7: $\mathcal{S}_{cluster} = \{(X_k, Y_k)\}_{k=0}^K$, with $Y_{cluster} = Y_0 = \dots = Y_K$ **1**
- 8: $\mathcal{S}_{query} = \{(X_q, Y_q)\}_{q=0}^Q$ **2**
- 9: **if** MEMLX **then**
- 10: $\{\mathcal{S}_{cluster}^i, \mathcal{S}_{query}^i\}_{i=1}^m \leftarrow A(\mathcal{S}_{cluster}), A(\mathcal{S}_{query})$ **8**
- 11: $i_c = \operatorname{argmax}_{i \in 1, \dots, m} \mathcal{L}(f(\mathcal{S}_{cluster}^i), Y_{cluster})$
- 12: $i_q = \operatorname{argmax}_{i \in 1, \dots, m} \mathcal{L}(f(\mathcal{S}_{query}^i), Y_{0:Q})$ **9**
- 13: $\mathcal{S}_{cluster} = \mathcal{S}_{cluster}^{i_c}, \mathcal{S}_{query} = \mathcal{S}_{query}^{i_q}$
- 14: **end if**
- 15: $R_{0:K} = f_\theta(X_{0:K})$ **3**
- 16: $\alpha_{0:K} = \operatorname{Softmax}[f_\rho(R_{0:K})]$ **4**
- 17: $ME = \bar{\alpha}^\top \times \bar{R}$ **5**
- 18: $\psi, \phi = \{W, \rho\}, \{\theta, W, \rho\}$
- 19: $\psi \leftarrow \psi - \alpha \nabla_\psi \mathcal{L}(f_\psi(ME), Y_{cluster})$ **6**
- 20: $\phi \leftarrow \phi - \beta \nabla_\phi \mathcal{L}(f_\phi(X_{0:Q}), Y_{0:Q})$ **7**
- 21: **end while**

perform an evaluation forward pass through the network and compute the loss, retaining the $\mathcal{S}_{cluster}^{i_c}$ and $\mathcal{S}_{query}^{i_q}$ sets giving the highest loss to be used as input to MEML for the training step:

$$\begin{aligned} i_c &= \operatorname{argmax}_{i \in 1, \dots, m} \mathcal{L}(f(\mathcal{S}_{cluster}^i), Y_{cluster}), \\ i_q &= \operatorname{argmax}_{i \in 1, \dots, m} \mathcal{L}(f(\mathcal{S}_{query}^i), Y_{0:Q}). \end{aligned} \quad (9)$$

We report the whole algorithm in Algorithm 1, where MEMLX steps are highlighted in blue.

5. Experiments

5.1. Few-Shot Unsupervised Continual Learning

Datasets. We employ two standard few-shot datasets: Omniglot and Mini-ImageNet. The Omniglot dataset contains 1623 characters from 50 different alphabets with 20 grayscale image samples per class. We use the same splits as [19], using 1100 characters for meta-training, 100 for meta-validation, and 423 for meta-testing. The Mini-ImageNet dataset consists of 100 classes of realistic RGB images with 600 examples per class. As done in [39, 19], we use 64 classes for meta-training, 16 for meta-validation and 20 for meta-test.

Algorithm/Tasks	Omniglot					
	10	50	75	100	150	200
Oracle OML [20]	88.4	74.0	69.8	57.4	51.6	47.9
Oracle ANML [3]	86.9	63.0	60.3	56.5	45.4	37.1
Oracle MEML (Ours)	94.2	81.3	80.0	76.5	68.8	66.6
Oracle MEMLX (Ours)	94.2	75.2	75.0	67.2	58.9	55.4
OML	74.6	32.5	30.6	25.8	19.9	16.1
ANML	72.2	46.5	43.7	37.9	26.5	20.8
MEML (Ours)	89.0	48.9	46.6	37.0	29.3	25.9
MEMLX (Ours)	82.8	50.6	49.8	42.0	34.9	31.0

Table 1: Meta-test test accuracy on Omniglot.

Algorithm/Tasks	Mini-ImageNet				
	2	4	6	8	10
Oracle OML [20]	50.0	31.9	27.0	16.7	13.9
Oracle MEML (Ours)	66.0	33.0	28.0	29.1	21.1
Oracle MEMLX (Ours)	74.0	60.0	36.7	51.3	40.1
OML	49.3	41.0	19.2	18.2	12.0
MEML (Ours)	70.0	48.4	36.0	34.0	21.6
MEMLX (Ours)	72.0	45.0	50.0	45.6	29.9

Table 2: Meta-test test accuracy on Mini-ImageNet.

Architecture. We use a six-layer CNN interleaved [20] by ReLU activations with 256 filters for Omniglot and 64 for Mini-ImageNet. All convolutional layers have a 3×3 kernel (for Omniglot, the last one is a 1×1 kernel) and are followed by two linear layers. The attention mechanism is implemented with two additional linear layers interleaved by a Tanh function, followed by a Softmax and a sum to compute attention coefficients and aggregate features.

Training. For Omniglot, we train the model for 60000 steps while for Mini-ImageNet for 200000, with meta-batch size equals to 1. The outer loop learning rate is set to $1e^{-4}$ while the inner loop learning rate is set to 0.1 for Omniglot and 0.01 for Mini-ImageNet, with Adam optimiser. As embedding learning networks, we employ Deep Cluster [8] for Mini-ImageNet and ACAI [4] for Omniglot. Since Mini-ImageNet contains 600 examples per class, after clustering, we sample examples between 10 and 30, proportionally to the cluster dimension to keep the imbalance between tasks. We report the test accuracy on a different number of unseen classes, which induces increasingly complex problems as the number increase. All results are obtained through the mean of 50 runs for Omniglot and 5 for Mini-ImageNet.

Performance Analysis. In Table 1 and Table 2 we report results respectively on Omniglot and Mini-ImageNet, comparing our model with competing methods. To see how the performance of MEML within our FUSION is far from those achievable with the real labels, we also report for all

Algorithm	Omniglot		Mini-ImageNet	
	Time	GPU	Time	GPU
OML	1h 32m	2.239 GB	7h 44m	3.111 GB
MEML	47m	0.743 GB	3h 58m	1.147 GB
MEMLX	1h 1m	0.737 GB	4h 52m	1.149 GB

Table 3: Training time and GPU usage of MEML and MEMLX compared to OML on Omniglot and Mini-ImageNet.

datasets the accuracy reached in a supervised case (*oracles*). We define Oracle OML [20] and Oracle ANML [3]² as supervised competitors, and Oracle MEML the supervised version of our model. MEML outperforms OML on Omniglot and Mini-ImageNet and ANML on Omniglot, suggesting that the meta-examples strategy is beneficial on both FUSION and fully supervised case. MEMLX, the advanced version exploiting a specific augmentation technique is able to improve the MEML results in almost experiments. In particular, MEMLX outperforms MEML on both Omniglot and Mini-ImageNet in FUSION and even in the fully supervised case on Mini-ImageNet.

Time and Computation Analysis. In Table 3, we compare training time and computational resources usage between OML, MEML and MEMLX on Omniglot and Mini-ImageNet. We measure the time to complete all training steps in hours and minutes and the computational resources in gigabytes occupied on the GPU. Both datasets confirm that our methods, adopting a single inner update, train considerably faster and uses approximately one-third of the GPU resources with respect to OML. MEMLX undergoes minimal slowdown, despite the use of our augmentation strategy. To a fair comparison, all test are performed on the same hardware equipped with an NVIDIA Titan X GPU.

5.2. Supervised Continual Learning

To further prove the effectiveness of our meta-example strategy, we put MEML and MEMLX in standard supervised continual learning and show its performance compared to state-of-the-art continual learning approaches.

Datasets. We experiment on Sequential MNIST and Sequential CIFAR-10. In detail, the MNIST classification benchmark [27] and the CIFAR-10 dataset [25] are split into 5 subsets of consecutive classes composed of 2 classes each.

²Our results on Oracle ANML are different from the ones presented in the original paper do to a different use of data. To make a fair comparison we use 10 samples for the support set and 15 for the query set for all models, while in the original ANML paper the authors use 20 samples for the support set and 64 for the query set. We do not test ANML on Mini-ImageNet due to the high computational resources needed.

Architecture. For tests on Sequential MNIST, we employ as architecture a fully-connected network with two hidden layers, interleaving with ReLU activation as proposed in [33], [41]. For tests on CIFAR-10, following [40], we rely on ResNet18 [17].

Training. We train all models in a class-incremental way (Class-IL), the hardest scenario among the three described in [51], which does not provide task identities. We train for 1 epoch for Sequential MNIST and 50 epochs for Sequential CIFAR-10. SGD optimiser is used for all methods for a fair comparison. A grid search of hyperparameters is performed on all models taking the best ones for each (for further details see the supplementary material). For rehearsal-based strategies, we report results on buffer size 200, 500 and 5120. The standard continual learning test protocol is used for all methods, where the accuracy is measured on test data composed of unseen samples of all training tasks at the end of the whole training process. We adapt our meta-example strategy to a double class per task making a meta-example for each class corresponding to two inner loops. The query set used within FUSION mirror the memory buffer in continual learning. For MEMLX, we apply our augmentation technique on both current task data and buffer data.

Performance Analysis. In Table 4 we show results on Sequential MNIST and Sequential CIFAR-10³ respectively. MEML and MEMLX consistently overcome all state-of-the-art methods on both datasets. We denote that MEML is significantly different from MER, which adopts a Reptile [34] update style, processing one sample at a time and making an inner loop on all samples. This greatly increases the training time, making this strategy ineffective for datasets such as CIFAR-10. On the contrary, MEML makes as many inner loops as there are classes per task and finally a single outer loop on both task data and buffer data. This way, MEML training time is comparable to the other rehearsal strategy, but with the generalisation benefit given from meta-learning.

Time Analysis. We make a training time analysis between the most relevant state-of-the-art continual learning strategy on Sequential MNIST. We measure the training time in seconds since the last task. We find that MEML and MEMLX are slower only compared to EXP REPLAY due to the meta-learning strategy, but they are faster with respect to both GEM and MER, reaching higher accuracy.

5.3. Ablation Experiments

Meta-Example Single Update vs. Multiple Updates. To prove the effectiveness of our method - MEML - based on meta-examples, we compare it with:

³Due to high training time we do not report MER results on Sequential CIFAR-10.

Algorithm/Buffer	Sequential MNIST				Sequential CIFAR-10			
	None	200	500	5120	None	200	500	5120
LWF [30]	19.62	-	-	-	19.60	-	-	-
EWC [24]	20.07	-	-	-	19.52	-	-	-
SI [55]	20.28	-	-	-	19.49	-	-	-
iCARL [40]	-	-	-	-	-	51.04	49.08	53.77
HAL [9]	-	79.80	86.80	88.68	-	32.72	46.24	66.26
GEM [33]	-	78.85	85.86	95.72	-	28.91	23.81	25.26
EXP REPLAY [42]	-	78.23	88.67	94.52	-	47.88	59.01	83.65
MER [41]	-	79.90	88.38	94.58	-	-	-	-
MEML (Ours)	-	84.63	90.85	96.04	-	54.33	66.41	83.91
MEMLX (Ours)	-	89.94	92.11	94.88	-	51.98	63.25	83.95

Table 4: MEML and MEMLX compared to state-of-the-art continual learning methods on Sequential MNIST (left) and Sequential CIFAR-10 (right) in class-incremental learning.

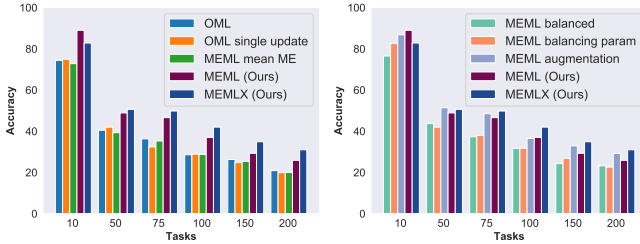


Figure 4: Experiments showing the capability of meta-example on Omniglot.

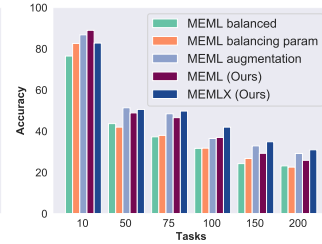


Figure 5: Comparison between unbalanced and balanced settings on Omniglot.

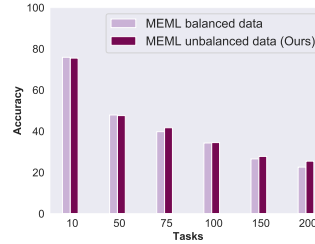


Figure 6: Comparison between unbalanced and balanced data distribution on Omniglot.

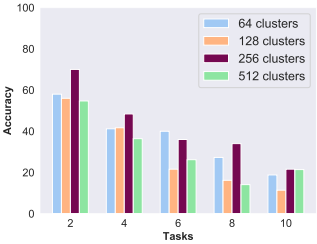


Figure 7: Experiments showing the accuracy with different number of clusters on Mini-ImageNet.

- OML [20] - performing multiple updates, one for each element of the cluster;
- OML with a single update - adopting a single update over a randomly sampled data point from each task;
- MEML with mean ME - a version exploiting the mean between the feature vector computed by the FEN.

In Figure 4, we show that MEML and MEMLX consistently outperform all the other baselines on Omniglot. OML with a single update gives analogous performance to the multiple updates one, confirming the idea that the strength of generalisation relies on the feature reuse. Also, the MEML with mean ME has performance comparable with the multiple and single update ones, proving the effectiveness of our aggregation mechanism to determine a suitable and general embedding vector for the CLN.

Balanced vs. Unbalanced Tasks. To justify the use of unbalanced tasks and show that allowing unbalanced clusters is more beneficial than enforcing fewer balanced ones, we present some comparisons in Figure 5. First of all, we introduce a baseline in which the number of clusters is set to the true number of classes, removing from the task distribution the ones containing less than N elements and sampling N

elements from the bigger ones. We thus obtain a perfectly balanced training set at the cost of less variety within the clusters; however, this leads to poor performance as small clusters are never represented. To verify if maintaining variety and balancing data can lead to better performance, we try two balancing strategies: augmentation, at data-level, and balancing parameter, at model-level. For the first one, we keep all clusters, sampling N elements from the bigger and using data augmentation for the smaller to reach N elements. At model-level, we multiply the loss term by a balancing parameter, to weight the update for each task based on cluster length. These tests result in lower performance with respect to MEML and MEMLX, suggesting that the only thing that matters is cluster variety and unbalancing does not negatively affect the training. Finally, we verify the behaviour of our model with the imbalance in the data distribution in Figure 6. We sample a balanced and reduced version of Omniglot with 15 images per class and another unbalanced version sampling randomly 15×1100 data point from the whole distribution to generate two datasets with the same number of data points. For the unbalanced one, since we randomly sample data points from the entire distri-

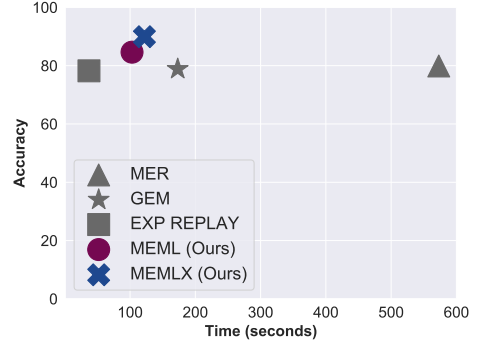


Figure 3: Training time comparison with respect to the accuracy between the most important state-of-the-art continual learning methods.

Algorithm/Ways	Shots	5,1	5,5	20,1	20,5
CACTUs-MAML, 20	Balanced, 5	60.50	84.00	40.50	67.62
	Unbalanced, 5	62.50	85.50	42.62	71.87
	Balanced, 15	67.00	86.00	32.50	64.62
	Unbalanced, 15	72.00	89.00	40.00	66.25

Table 5: Meta-test accuracy on balanced vs. unbalanced CACTUs-MAML on Omniglot.

bution, we make 5 runs of the same experiment with random seeds and report the mean. Our results show that MEML with balanced data and MEML with unbalanced data distribution have similar performance. We want to confirm that our intuition about unbalancing is valid in an unsupervised meta-learning model without incremental training. We perform the balanced/unbalanced experiments also on CACTUs [19]. The results are shown in Table 5 and attest that the model trained on unbalanced data outperforms the balanced one, further proving the importance of tasks variance to better generalise to new classes at meta-test time. The balanced model is obtained discarding the smaller clusters as done in the original paper. We report the results training the algorithms on 20 ways and 5 shots and 15 shots, in order to have enough data points per class to create the imbalance.

Number of Clusters. In an unsupervised setting, the number of original classes could be unknown. Consequently, it is important to assess the performance of our model by varying the number of clusters at meta-train time. In Figure 7 we report the results on Mini-ImageNet because it is particularly suitable for this type of test, as it has few classes and many examples per class⁴. We test our method with 64, 128, 256, and 512 clusters. We report the mean of 3 runs each with random seed that determines random number generation for k-means centroid initialization. We obtain the best results with 256 clusters, suggesting that with complex datasets, the number of clusters is crucial to reach higher meta-test performance and to find general features. To corroborate the above findings, we observe that using 512 clusters degrades performance with respect to the 256 case, proving that tasks constructed over an embedding space with too specific features fail to generalise. Using a lower number of clusters, such as 64 or 128, also achieves worse performance.

5.4. Generalisation across Datasets

We investigate how our model behaves in few-shot continual learning, where the data distribution shift from the meta-continual train to the meta-continual test. Since our

⁴We do not report the same test on Omniglot because it have only 20 examples per class and by increasing the number of classes compared to the original ones we would have classes with very few examples and we would not be able to generate a task containing a sufficient number of examples for training.

Algorithm/Tasks	CIFAR-100				
	2	4	6	8	10
Oracle OML [20] CIFAR-100	66.0	45.0	34.0	30.0	29.5
Oracle MEML Mini-ImageNet	70.0	56.0	46.7	45.3	35.6
MEML Mini-ImageNet	64.0	42.0	43.3	49.4	31.8

Table 6: Meta-test test accuracy on CIFAR-100.

Algorithm/Tasks	Cub				
	2	10	20	30	40
Oracle OML [20] Cub	50.0	13.9	25.8	4.5	8.9
Oracle MEML Omniglot	44.0	49.1	32.7	27.0	25.1
MEML Omniglot	66.0	53.3	28.3	26.2	25.6

Table 7: Meta-test test accuracy on Cub.

model is unsupervised, FEN training is based only on feature embeddings, with no class-dependent bias. This way, our model could generalise across datasets, where the training tasks belong to a different data distribution (i.e., a different dataset) with respect to the test tasks.

Datasets. To investigate this conjecture, we test our model on the CIFAR-100 [25] and Cub [53] datasets following the split used in [28, 50].

Architecture. We use the same architecture of MEML experiments within FUSION.

Training. We perform the meta-continual train of MEML and Oracle MEML on the training set of Mini-ImageNet, while the meta-test is done on the test set of CIFAR-100. Likewise, we use models obtained through the meta-continual train on Omniglot to test on Cub. Oracle OML CIFAR-100 and Oracle OML Cub indicate the supervised OML model trained on the same dataset we test. MEML Mini-ImageNet and Oracle MEML Mini-ImageNet indicate our unsupervised model and the corresponding supervised version trained on Mini-ImageNet (the same notation is used for Omniglot).

Performance Analysis. Results in Table 6 show that by training on Mini-ImageNet and testing on CIFAR-100 Oracle MEML outperforms Oracle OML trained on CIFAR-100 suggesting that learning a good representation can be favourable even with respect to training on the same data distribution. In Table 7 MEML generally outperforms the supervised Oracle MEML. In the latter case, it also outperforms the supervised Oracle OML trained on Cub, which is incapable of learning a meaningful representation.

6. Conclusion and Future Work

We tackle a novel problem concerning few-shot unsupervised continual learning, proposing an effective learn-

ing strategy based on the construction of unbalanced tasks and meta-examples. With an unconstrained clustering approach, we find that no balancing technique is necessary for an unsupervised scenario that needs to generalise to new tasks. Our model, exploiting a single inner update through meta-examples, increase performance as the most relevant features are selected. In addition, an original augmentation technique is applied to reinforce its strength. We show that MEML and MEMLX not only outperform the other baselines within FUSION but also exceed state-of-the-art approaches in class-incremental continual learning. Moreover, our model, generalising across datasets, overcomes the principal limitations of meta-continual learning. Interesting future research is to investigate a more effective rehearsal strategy that further improves performance even when facing Out-of-Distribution data and domain shift.

References

- [1] Davide Abati, Jakub Tomczak, Tijmen Blankevoort, Simone Calderara, Rita Cucchiara, and Babak Ehteshami Bejnordi. Conditional channel gated networks for task-aware continual learning. *IEEE International Conference on Computer Vision and Pattern Recognition*, 2020. 2
- [2] Yuki Markus Asano, Christian Rupprecht, and Andrea Vedaldi. Self-labelling via simultaneous clustering and representation learning. In *International Conference on Learning Representations*, 2020. 3, 11
- [3] Shawn Beaulieu, Lapo Frati, Thomas Miconi, Joel Lehman, Kenneth O Stanley, Jeff Clune, and Nick Cheney. Learning to continually learn. In *European Conference on Artificial Intelligence*, 2020. 3, 5, 6, 12
- [4] David Berthelot*, Colin Raffel*, Aurko Roy, and Ian Goodfellow. Understanding and improving interpolation in autoencoders via an adversarial regularizer. In *International Conference on Learning Representations*, 2019. 3, 5
- [5] Alessia Bertugli, Stefano Vincenzi, Simone Calderara, and Andrea Passerini. Few-shot unsupervised continual learning through meta-examples. In *Neural Information Processing Systems Workshops*, 2020. 3
- [6] Pietro Buzzega, Matteo Boschini, Angelo Porrello, Davide Abati, and Simone Calderara. Dark experience for general continual learning: a strong, simple baseline. In *Neural Information Processing Systems*, 2020. 2
- [7] Massimo Caccia, Pau Rodriguez, Oleksiy Ostapenko, Fabrice Normandin, Min Lin, Lucas Caccia, Issam Laradji, Irina Rish, Alexandre Lacoste, David Vazquez, et al. Online fast adaptation and knowledge accumulation: a new approach to continual learning. In *Neural Information Processing Systems*, 2020. 1, 3, 12
- [8] Mathilde Caron, Piotr Bojanowski, Armand Joulin, and Matthijs Douze. Deep clustering for unsupervised learning of visual features. In *European Conference on Computer Vision*, 2018. 3, 5, 11
- [9] Arslan Chaudhry, A. Gordo, P. Dokania, P. Torr, and David Lopez-Paz. Using hindsight to anchor past knowledge in continual learning. *ArXiv*, abs/2002.08165, 2020. 7, 16
- [10] Arslan Chaudhry, Marc’Aurelio Ranzato, Marcus Rohrbach, and Mohamed Elhoseiny. Efficient lifelong learning with A-GEM. In *International Conference on Learning Representations*, 2019. 1, 2
- [11] J. Deng, W. Dong, R. Socher, L.-J. Li, K. Li, and L. Fei-Fei. ImageNet: A Large-Scale Hierarchical Image Database. In *IEEE International Conference on Computer Vision and Pattern Recognition*, 2009. 2
- [12] Chelsea Finn, Pieter Abbeel, and Sergey Levine. Model-agnostic meta-learning for fast adaptation of deep networks. In *International Conference on Machine Learning*, 2017. 3, 11
- [13] Chelsea Finn, Aravind Rajeswaran, Sham Kakade, and Sergey Levine. Online meta-learning. In *International Conference on Machine Learning*, 2019. 3
- [14] Tommaso Furlanello, Zachary Chase Lipton, Michael Tschannen, Laurent Itti, and Anima Anandkumar. Born again neural networks. In *International Conference on Machine Learning*, 2018. 2
- [15] Chengyue Gong, Tongzheng Ren, Mao Ye, and Qiang Liu. Maxup: A simple way to improve generalization of neural network training. *arXiv preprint arXiv:2002.09024*, 2020. 4
- [16] James Harrison, Apoorva Sharma, Chelsea Finn, and Marco Pavone. Continuous meta-learning without tasks. *Neural Information Processing Systems*, 2020. 1, 3
- [17] Kaiming He, Xiangyu Zhang, Shaoqing Ren, and Jian Sun. Deep residual learning for image recognition. In *Proceedings of the IEEE conference on computer vision and pattern recognition*, 2016. 6
- [18] Saihui Hou, Xinyu Pan, Chen Change Loy, Zilei Wang, and Dahua Lin. Lifelong learning via progressive distillation and retrospection. In *European Conference on Computer Vision*, 2018. 2
- [19] Kyle Hsu, Sergey Levine, and Chelsea Finn. Unsupervised learning via meta-learning. In *International Conference on Learning Representations*, 2019. 1, 3, 5, 8, 12
- [20] Khurram Javed and Martha White. Meta-learning representations for continual learning. In *Neural Information Processing Systems*, 2019. 1, 3, 5, 6, 7, 8, 11, 12
- [21] Ghassen Jerfel, Erin Grant, Tom Griffiths, and Katherine A Heller. Reconciling meta-learning and continual learning with online mixtures of tasks. In *Neural Information Processing Systems*, 2019. 1, 3
- [22] Zilong Ji, Xiaolong Zou, Tiejun Huang, and Si Wu. Unsupervised few-shot learning via self-supervised training. *ArXiv*, abs/1912.12178, 2019. 1, 3, 12
- [23] Siavash Khodadadeh, Ladislau Bölöni, and Mubarak Shah. Unsupervised meta-learning for few-shot image and video classification. *Neural Information Processing Systems*, 2019. 1, 3, 12
- [24] James N Kirkpatrick, Razvan Pascanu, Neil C. Rabinowitz, Joel Veness, Guillaume Desjardins, Andrei A. Rusu, Kieran Milan, John Quan, Tiago Ramalho, Agnieszka Grabska-Barwinska, Demis Hassabis, Claudia Clopath, Dharshan Kumaran, and Raia Hadsell. Overcoming catastrophic forgetting in neural networks. In *Proceedings of the National Academy of Sciences of the United States of America*, 114 13:3521–3526, 2016. 1, 2, 7, 16

- [25] Alex Krizhevsky. Learning multiple layers of features from tiny images. Technical report, Canadian Institute for Advanced Research, 2009. 2, 6, 8
- [26] Brenden M. Lake, Ruslan Salakhutdinov, and Joshua B. Tenenbaum. Human-level concept learning through probabilistic program induction. *Science*, 350(6266):1332–1338, 2015. 2
- [27] Yann LeCun. The mnist database of handwritten digits. <http://yann.lecun.com/exdb/mnist/>, 1998. 2, 6
- [28] Hae Beom Lee, Hayeon Lee, Donghyun Na, Saehoon Kim, Minseop Park, Eunho Yang, and Sung Ju Hwang. Learning to balance: Bayesian meta-learning for imbalanced and out-of-distribution tasks. In *International Conference on Learning Representations*, 2020. 8, 12
- [29] Kibok Lee, Kimin Lee, Jinwoo Shin, and Honglak Lee. Overcoming catastrophic forgetting with unlabeled data in the wild. In *IEEE International Conference on Computer Vision*, 2019. 2, 12
- [30] Zhizhong Li and Derek Hoiem. Learning without forgetting. *IEEE Transactions on Pattern Analysis and Machine Intelligence*, 40:2935–2947, 2018. 2, 7, 16
- [31] Qing Liu, Orchid Majumder, Avinash Ravichandran, Rahul Bhotika, and Stefano Soatto. Incremental learning for metric-based meta-learners. *ArXiv*, abs/2002.04162, 2020. 1, 3
- [32] Xialei Liu, Chenshen Wu, Mikel Menta, Luis Herranz, Bogdan Raducanu, Andrew D. Bagdanov, Shangling Jui, and Joost van de Weijer. Generative feature replay for class-incremental learning. *IEEE International Conference on Computer Vision and Pattern Recognition Workshops*, 2020. 2
- [33] David Lopez-Paz and Marc' Aurelio Ranzato. Gradient episodic memory for continual learning. In *Neural Information Processing Systems*, 2017. 1, 2, 6, 7, 16
- [34] Alex Nichol, Joshua Achiam, and John Schulman. On first-order meta-learning algorithms. *ArXiv*, abs/1803.02999, 2018. 3, 6
- [35] Aniruddh Raghu, Maithra Raghu, Samy Bengio, and Oriol Vinyals. Rapid learning or feature reuse? towards understanding the effectiveness of maml. In *International Conference on Learning Representations*, 2020. 4, 11
- [36] Jathushan Rajasegaran, Salman Khan, Munawar Hayat, Fahad Shahbaz Khan, and Mubarak Shah. itaml : An incremental task-agnostic meta-learning approach. *IEEE International Conference on Computer Vision and Pattern Recognition*, 2020. 1, 3, 12
- [37] Aravind Rajeswaran, Chelsea Finn, Sham M. Kakade, and Sergey Levine. Meta-learning with implicit gradients. In *Neural Information Processing Systems*, 2019. 3
- [38] Dushyant Rao, Francesco Visin, Andrei A. Rusu, Yee Whye Teh, Razvan Pascanu, and Raia Hadsell. Continual unsupervised representation learning. In *Neural Information Processing Systems*, 2019. 1, 2, 12
- [39] Sachin Ravi and Hugo Larochelle. Optimization as a model for few-shot learning. In *International Conference on Learning Representations*, 2017. 5
- [40] Sylvestre-Alvise Rebuffi, Alexander I Kolesnikov, Georg Sperl, and Christoph H. Lampert. icarl: Incremental classifier and representation learning. *IEEE International Conference on Computer Vision and Pattern Recognition*, 2017. 1, 6, 7, 12, 16
- [41] Matthew Riemer, Ignacio Cases, Robert Ajemian, Miao Liu, Irina Rish, Yuhai Tu, , and Gerald Tesauero. Learning to learn without forgetting by maximizing transfer and minimizing interference. In *International Conference on Learning Representations*, 2019. 1, 2, 6, 7, 16
- [42] David Rolnick, Arun Ahuja, Jonathan Schwarz, Timothy Lillicrap, and Gregory Wayne. Experience replay for continual learning. In *Neural Information Processing Systems*, 2019. 7, 16
- [43] Andrei A. Rusu, Neil C. Rabinowitz, Guillaume Desjardins, Hubert Soyer, James Kirkpatrick, Koray Kavukcuoglu, Razvan Pascanu, and Raia Hadsell. Progressive neural networks. *ArXiv*, abs/1606.04671, 2016. 2
- [44] Andrei A. Rusu, Dushyant Rao, Jakub Sygnowski, Oriol Vinyals, Razvan Pascanu, Simon Osindero, and Raia Hadsell. Meta-learning with latent embedding optimization. In *International Conference on Learning Representations*, 2019. 3
- [45] Jonathan Schwarz, Wojciech Czarnecki, Jelena Luketina, Agnieszka Grabska-Barwinska, Yee Whye Teh, Razvan Pascanu, and Raia Hadsell. Progress & compress: A scalable framework for continual learning. In *International Conference on Machine Learning*, 2018. 2
- [46] Hanul Shin, Jung Kwon Lee, Jaehong Kim, and Jiwon Kim. Continual learning with deep generative replay. In *Neural Information Processing Systems*, 2017. 2
- [47] Daniel L. Silver and Sazia Mahfuz. Generating accurate pseudo examples for continual learning. In *IEEE International Conference on Computer Vision and Pattern Recognition Workshops*, 2020. 2
- [48] G. Spigler. Meta-learned priors slow down catastrophic forgetting in neural networks. *ArXiv*, abs/1909.04170, 2019. 2
- [49] Xiaoyu Tao, Xiaopeng Hong, Xinyuan Chang, Songlin Dong, Xing Wei, and Yihong Gong. Few-shot class-incremental learning. *IEEE International Conference on Computer Vision and Pattern Recognition*, 2020. 3
- [50] Eleni Triantafillou, Tyler Zhu, Vincent Dumoulin, Pascal Lamblin, Utku Evci, Kelvin Xu, Ross Goroshin, Carles Gelada, Kevin Swersky, Pierre-Antoine Manzagol, and Hugo Larochelle. Meta-dataset: A dataset of datasets for learning to learn from few examples. In *International Conference on Learning Representations*, 2020. 8
- [51] Guido M van de Ven and Andreas S Tolias. Three scenarios for continual learning. In *Neural Information Processing Systems Workshops*, 2018. 6
- [52] Risto Vuorio, Dong-Yeon Cho, Daejoong Kim, and Jiwon Kim. Meta continual learning. *ArXiv*, abs/1806.06928, 2018. 1, 3
- [53] P. Welinder, S. Branson, T. Mita, C. Wah, F. Schroff, S. Belongie, and P. Perona. Caltech-UCSD Birds 200. Technical Report CNS-TR-2010-001, California Institute of Technology, 2010. 8

- [54] Huaxiu Yao, Ying Wei, Junzhou Huang, and Zhenhui Li. Hierarchically structured meta-learning. In *International Conference on Machine Learning*, 2019. 1, 3
- [55] Friedemann Zenke, Ben Poole, and Surya Ganguli. Continual learning through synaptic intelligence. In *International Conference on Machine Learning*, 2017. 1, 2, 7, 16

A. Learning in the Wild

To the best of our knowledge, a few-shot unsupervised continual learning setting has never been studied before in the literature. However, some works propose “learning in the wild” problems, that involve a mixture of non-trivial settings. In Table 8 we compare some novel methods to our FUSION, highlighting the features of each one. Our model is the only one that presents such a complex setting involving few-shot learning, continual learning and unbalanced tasks and proposes experiments that show the model ability to generalise across datasets. Note that this is not intended to be a complete analysis of all the methods of continual learning and few-shot learning, but only of those methods that have been placed in a different setting from the one that is commonly used in these two fields or that are related to them.

B. Meta-Learning Comparison

To show that MEML and MEMLX can achieve good performance also on standard meta-learning, we compare it to MAML [12] and ANIL [35] on Omniglot in Table 9. We denote that MEML is designed for continual learning and the aggregation mechanism is only useful with multiple examples per class (with a single shot no aggregation occurs). For this reason, it is not possible to make a comparison with the classic one-shot training used in the MAML. Hence, we train all models on 20 ways 5 shots showing that MEML in multiple-shots training outperforms both MAML and ANIL.

Algorithm/Ways, Shots	5,1	5,5	20,1	20,5
ANIL [35] 20,5	92.00	94.00	74.50	92.25
MAML [12] 20,5	88.00	99.50	74.62	92.75
MEML (Ours) 20,5	95.00	99.95	85.63	96.25
MEMLX (Ours) 20,5	92.50	100.00	87.50	97.50

Table 9: MEML and MEMLX compared state-of-the-art methods for meta-learning on Omniglot.

C. MEML Parameters Flow

In Figure 8, an illustration of the CLN parameters update flow is shown. Updating the CLN parameters with multiple-steps, as done in [20], a single element at a time is processed and the gradient changes with respect to it in an

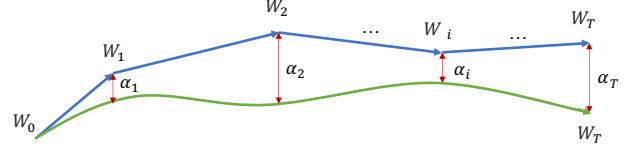


Figure 8: The flow of CLN parameters update with (green) and without (blue) the use of our meta-example.

edgy way. Differently, our model takes advantage of meta-examples and leads to a smooth update, approaching the direction indicated by the highest attention coefficients, indicating the most representative samples.

D. Test on SlimageNet64

We try our model also on a new and challenging few-shot continual learning benchmark, SlimageNet64. The SlimageNet64 dataset contains 1000 classes with 200 RGB images per class taken from the down-scaled version of ILSVRC-2012, ImageNet64x64. 800 classes are used for meta-train and the remaining 200 for meta-test purposes. We use the same parameters used for Mini-ImageNet tests. MEML outperforms MEMLX on SlimageNet64, probably because this benchmark is difficult in itself and adding augmentation complicates the task too much, making the network unable to learn.

E. Comparison with SeLa Embeddings

We try a recent embedding learning method based on self-labeling, SeLa [2], that forces a balanced separation between clusters. In Table 11, we report the results obtained training our model with SeLa embeddings on Mini-ImageNet. The main idea, taking up what was done in DeepCluster [8], is to join clustering and representation learning, combining cross-entropy minimisation with a clustering algorithm like K-means. This approach could lead to degenerate solutions such as all data points mapped to the same cluster. The authors of SeLa tried to solve this issue by adding the constraint that the labels must induce equipartition of the data, which they observe maximises the information between data indices and labels. This new criterion extends standard cross-entropy minimisation to an optimal transport problem, which is harder to optimise, exploiting traditional algorithms that scale badly when facing larger datasets. To solve this problem a fast version of the Sinkhorn-Knoop algorithm is applied. In detail, given a dataset of N data points I_1, \dots, I_N with corresponding labels $\mathbf{y}_1, \dots, \mathbf{y}_N \in \{1, \dots, K\}$, drawn from a space of K possible labels, and a deep neural network $\mathbf{x} = \Phi(I)$ mapping I to feature vectors $\mathbf{x} \in \mathbb{R}^D$; the learning objective is

Few-shot	Unsupervised	Continual	Imbalance	OoD	Algorithm
-	-	✓	-	-	iCARL [40]
-	✓	✓	-	-	CURL [38]
✓	✓	-	-	-	CACTUs [19]
✓	✓	-	-	-	UMTRA [23]
✓	✓	-	-	-	UFLST [22]
✓	-	-	✓	✓	L2B [28]
-	✓	✓	-	✓	GD [29]
✓	-	✓	-	-	OML [20]
✓	-	✓	-	-	ANML [3]
✓	-	✓	-	✓	Continual-MAML [7]
✓	-	✓	-	-	iTAML [36]
✓	✓	✓	✓	✓	FUSION (Ours)

Table 8: Features comparison between our FUSION and several works recently proposed in the literature involving continual learning and few-shot learning into the wild.

Algorithm/Tasks	5	10	20	30	40	50
Oracle OML [20]	24.0 ±2.5	14.3 ±3.1	15.9 ±8.3	5.0 ±1.1	9.4 ±1.6	2.0 ±0.4
Oracle MEML (Ours)	31.2 ±1.6	23.8 ±1.7	25.3 ±2.9	5.5 ±1.4	7.2 ±1.3	5.7 ±0.3
Oracle MEMLX (Ours)	32.8 ±3.0	17.2 ±2.1	25.2 ±0.3	9.4 ±1.9	9.1 ±0.9	4.3 ±0.5
OML	22.4 ±1.9	16.1 ±1.9	23.3 ±5.0	3.8 ±0.6	8.9 ±0.0	2.1 ±1.2
MEML (Ours)	27.2 ±1.6	16.1 ±1.1	26.4 ±0.6	4.2 ±0.6	8.1 ±1.0	2.3 ±0.7
MEMLX (Ours)	20.0 ±0.0	13.9 ±0.0	21.4 ±8.8	4.5 ±0.0	8.9 ±0.0	2.4 ±0.0

Table 10: Meta-test test accuracy on SlimageNet64.

Table 11: Meta-test test results on Mini-ImageNet dataset with SeLa embedding.

Algorithm/Classes	2	4	6	8	10
OML	50.0	25.0	18.0	31.3	15.0
MEML 64	50.0	35.0	17.3	31.3	17.0
MEML 256	64.0	31.0	17.3	32.5	18.3

defined as:

$$\begin{aligned}
& \min_{p,q} E(p,q) \\
& \text{subject to } \forall \mathbf{y} : q(\mathbf{y}|\mathbf{x}_i) \in \{0, 1\} \text{ and} \\
& \sum_{i=1}^N q(\mathbf{y}|\mathbf{x}_i) = \frac{N}{K}.
\end{aligned} \tag{10}$$

$E(p, q)$ is defined as the average cross-entropy loss, while the constraints mean that the N data points are split uniformly among the K classes and that each \mathbf{x}_i is assigned to exactly one label. The objective in Equation (10) is solved as an instance of the optimal transport problem, for further details refer to the paper. DeepCluster adopts particular implementation choices to avoid degenerate solutions, but contrary to SeLa it does not force the clusters to contain the same number of samples. We empirically observe

that in our setting an unconstrained approach leads to better results.

F. The Effect of Self-Attention

Here we want to empirically view how our self-attention mechanism acts on cluster images. Self-attention coefficients are reported associated to each image. We report some examples of clusters and the respectively self-attention coefficients that MEML associates to each image. In Figure 9 and Figure 10 some samples obtained during MEML training are reported, on Mini-ImageNet and Omniglot respectively. The darker colours indicate the values of the highest attention coefficient, while the lighter colours indicate the lower ones. In the majority of cases, our mechanism rewards the most representative examples of the cluster, meaning the ones that globally contain most of the features present in the other examples as well. A further improvement could be to identify the outliers (the samples more distant from the others at features-level) of a cluster and discard them before the self-attention mechanism is applied. This way, only the features of the correctly grouped samples can be employed to build the meta-example.

G. Details on Balancing Techniques

To verify the effect of unbalanced tasks during meta-training, we apply two techniques to balance tasks, one at data-level, *data augmentation* and the other at model-level, *loss balancing*. We briefly explain how these methods are implemented.

G.1. Data Augmentation

We apply data augmentation on the Omniglot dataset to observe if balancing the clusters could lead to superior performance. We notice that the results reached applying data



Figure 9: Samples of clusters generated on Mini-ImageNet.




Figure 10: Samples of clusters generated on Omniglot.

augmentation are comparable with the one obtained with unbalanced tasks. Practically, we sample 20 elements from the clusters bigger than 20, while we exploit augmentation on the cluster with less than 20 elements. Till reaching 20 samples for tasks, we pick each time a random image between the ones in the cluster employing a random combination of various augmentation techniques, such as horizontal flip, vertical flip, affine transformations, random crop, and colour jitter. In detail, about the random crop, we select a random portion included between 75%, 80%, 85%,

or 90% of the entire image. Regarding the colour jitter, we use brightness, contrast, saturation, and hue factor (the first three denote a factor including between 0.8 and 1.2, the hue instead one including between -0.02 and 0.02) to adjust the image.

G.2. Loss Balancing

Our model applies clustering on all training data before starting to learn the meta-representation. This way, we can find the maximum C_{max} and minimum number C_{min} of elements per cluster obtained by k-means algorithm. Then, for each cluster, we find its number of elements $C_{current}$ and compute the balanced vector Γ as follow.

$$\Gamma = \frac{C_{max} - C_{min}}{C_{current} - C_{min} + \epsilon}, \quad (11)$$

where ϵ is used to avoid division by zero. Finally Γ is normalised as follow.

$$\Gamma_{norm} = \frac{\Gamma - \Gamma_{min}}{\Gamma_{max} - \Gamma_{min}}. \quad (12)$$

For each sampled task (taskId), the corresponding balancing parameter is selected and multiplied by the cross-entropy loss CE during meta-optimisation as reported in below.

$$L = \Gamma_{norm}[\text{taskId}] \cdot CE(\text{logits}, Y), \quad (13)$$

where logits indicate the output of the model.

H. Details on MEMLX Augmentations

In figure 11, we illustrate the overall augmentation process employed in MEMLX, which occurs in evaluation mode and no gradient computation is involved. Three different augmented batches are created starting from the input batch, each forwarded through the network producing logits. The Cross-Entropy losses between those latter and the targets are computed, keeping the augmented batch corresponding to the higher value. In detail, we adopt the following augmentation:

- **Augmented batch 1:** vertical flip, horizontal flip;
- **Augmented batch 2:** colour jitter (brightness, contrast, saturation, hue);
- **Augmented batch 3:** random affine, random crop.

The performance reached with MEMLX are always higher concerning to MEML in FUSION, showing that with pseudo-labels this augmentation strategy is more useful. In the supervised experiments, results are variable. On Omniglot and CIFAR-10, MEML is better than MEMLX, while on Mini-ImageNet and MNIST the opposite occurs. To find the reason behind this behaviour a further hyperparameter search and different combination of augmentation are required.

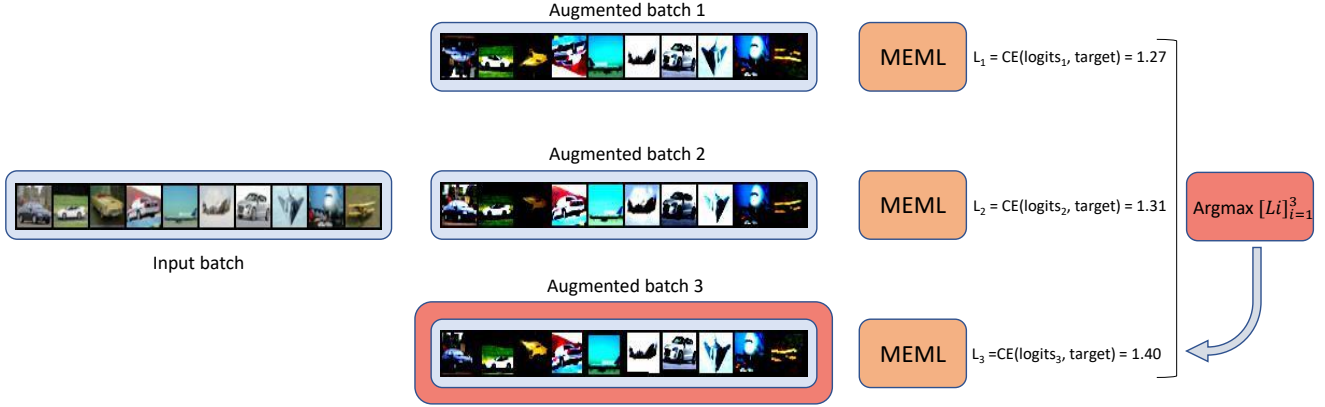


Figure 11: Augmentation technique adopted in MEMLX.

I. Details on Architectures

In Table 12 the architecture used to train all models on Omniglot, Mini-ImageNet and Sequential MNIST are reported. Before linear classification layers, we add two further linear layers and a TanH activation to perform our aggregation mechanism. For a fair comparison, we use the same architecture also for competing methods, that do not require aggregation, but without performing the self-attention.

J. Details on Supervised Continual Learning

We report the parameters used in supervised continual learning experiments for of each state-of-the-art method. For each model, we perform a grid search over both common and method-dependent hyperparameters. For a fair comparison, we fix the number of training epochs (set to 1 for Sequential MNIST and to 50 for Sequential CIFAR-10) and the seed (fixed to 10000).

	Architecture
Omniglot	Conv2d(28, 256, ks=(3,3), s=(2,2))
	ReLU
	Conv2d(256, 256, ks=(3,3), s=(1,1))
	ReLU
	Conv2d(256, 256, ks=(3,3), s=(2,2))
	ReLU
	Conv2d(256,256,ks=(3,3), s=(1,1))
	ReLU
	Conv2d(256, 256, ks=(3,3), s=(2,2))
	ReLU
	Conv2d(256, 256, ks=(1,1), s=(2,2))
	ReLU
	Linear(256, 256)
	TanH
Mini-ImageNet	Linear(256, 1)
	Softmax
	Linear(256, 1024)
	Linear(1024, 1100)
	Conv2d(84, 64,ks=(3,3), s=(2,2))
	ReLU
	Conv2d(64, 64, ks=(3,3), s=(1,1))
	ReLU
	Conv2d(64, 64, ks=(3,3), s=(2,2))
	ReLU
	Conv2d(64, 64, ks=(3,3), s=(1,1))
	ReLU
	Conv2d(64, 64, ks=(3,3), s=(2,2))
	ReLU
	Conv2d(64, 64, ks=(3,3), s=(2,2))
	ReLU
Sequential MNIST	Linear(576, 576)
	TanH
	Linear(576, 1)
	Softmax
	Linear(576, 1024)
	Linear(1024, 64)
	Linear(28,100)
	ReLU
	Linear(100,100)
	ReLU
Sequential MNIST	Linear(100,50)
	TanH
	Linear(50,1)
	Softmax
	Linear(100,10)

Table 12: Architectures for Omniglot and Mini-ImageNet in FUSION and Sequential MNIST in supervised continual learning experiments.

Algorithm	Buffer	Sequential MNIST	Sequential CIFAR-10
LWF [30]	-	$lr: 0.03 \quad \alpha: 1 \quad T: 2.0 \quad wd: 0.0005$	$lr: 0.03 \quad \alpha: 0.5 \quad T: 2.0$
EWC [24]	-	$lr: 0.03 \quad \lambda: 90 \quad \gamma: 1.0$	$lr: 0.03 \quad \lambda: 10 \quad \gamma: 1.0$
SI [55]	-	$lr: 0.1 \quad c: 1.0 \quad \xi: 0.9$	$lr: 0.03 \quad c: 0.5 \quad \xi: 1.0$
iCARL [40]	200 500 5120	- - -	$lr: 0.1 \quad wd: 10^{-5}$ $lr: 0.1 \quad wd: 10^{-5}$ $lr: 0.03 \quad wd: 10^{-5}$
HAL [9]	200 500 5120	$lr: 0.1 \quad \lambda: 0.1 \quad \beta: 0.7 \quad \gamma: 0.5$ $lr: 0.1 \quad \lambda: 0.1 \quad \beta: 0.2 \quad \gamma: 0.5$ $lr: 0.1 \quad \lambda: 0.1 \quad \beta: 0.7 \quad \gamma: 0.5$	$lr: 0.03 \quad \lambda: 0.2 \quad \beta: 0.5 \quad \gamma: 0.1$ $lr: 0.03 \quad \lambda: 0.1 \quad \beta: 0.3 \quad \gamma: 0.1$ $lr: 0.03 \quad \lambda: 0.1 \quad \beta: 0.3 \quad \gamma: 0.1$
GEM [33]	200 500 5120	$lr: 0.01 \quad \gamma: 1.0$ $lr: 0.03 \quad \gamma: 0.5$ $lr: 0.1 \quad \gamma: 1.0$	$lr: 0.03 \quad \gamma: 0.5$ $lr: 0.03 \quad \gamma: 0.5$ $lr: 0.03 \quad \gamma: 0.5$
EXP REPLAY [42]	200 500 5120	$lr: 0.01$ $lr: 0.1$ $lr: 0.1$	$lr: 0.1$ $lr: 0.1$ $lr: 0.1$
MER [41]	200 500 5120	$lr: 0.1 \quad \beta: 1 \quad \gamma: 1 \quad nb: 1 \quad bs: 1$ $lr: 0.1 \quad \beta: 1 \quad \gamma: 1 \quad nb: 1 \quad bs: 1$ $lr: 0.03 \quad \beta: 1 \quad \gamma: 1 \quad nb: 1 \quad bs: 1$	- - -
MEML (Ours)	200 500 5120	$lr: 0.03 \quad meta-lr: 0.1$ $lr: 0.005 \quad meta-lr: 0.3$ $lr: 0.02 \quad meta-lr: 0.5$	$lr: 0.01 \quad meta-lr: 0.03$ $lr: 0.01 \quad meta-lr: 0.03$ $lr: 0.01 \quad meta-lr: 0.03$
MEMLX (Ours)	200 500 5120	$lr: 0.02 \quad meta-lr: 0.3$ $lr: 0.01 \quad meta-lr: 0.3$ $lr: 0.01 \quad meta-lr: 0.3$	$lr: 0.01 \quad meta-lr: 0.1$ $lr: 0.01 \quad meta-lr: 0.1$ $lr: 0.01 \quad meta-lr: 0.1$

Table 13: Hyperparameters for supervised continual learning experiments.