

Submitted to Bernoulli

Tropical Support Vector Machines: Evaluations and Extension to Function Spaces

RURIKO YOSHIDA^{1,*}, MISAKI TAKAMORI², HIDEYUKI MATSUMOTO³ and KEIJI MIURA²

¹Operations Research Department, Naval Postgraduate School, CA USA, E-mail: ^{*}ryoshida@nps.edu

²Kwansei Gakuin University, Hyogo, Japan E-mail: miura@kwansei.ac.jp

³Graduate School of Medicine, Osaka City University, Osaka, Japan

Support Vector Machines (SVMs) are one of the most popular supervised learning models to classify using a hyperplane in an Euclidean space. Similar to SVMs, tropical SVMs classify data points using a tropical hyperplane under the tropical metric with the max-plus algebra. In this paper, first we show generalization error bounds of tropical SVMs over the tropical projective space. While the generalization error bounds attained via VC dimensions in a distribution-free manner still depend on the dimension, we also show theoretically by extreme value statistics that the tropical SVMs for classifying data points from two Gaussian distributions as well as empirical data sets of different neuron types are fairly robust against the curse of dimensionality. Extreme value statistics also underlie the anomalous scaling behaviors of the tropical distance between random vectors with additional noise dimensions. Finally, we define tropical SVMs over a function space with the tropical metric and discuss the Gaussian function space as an example.

Keywords: Extreme Value Statistics; Function Spaces; Max-plus Algebra; Supervised Learning; Tropical Geometry

1. Introduction

In data science, one of the well-known challenges we face is to classify data points with a large number of predictors. For example, in image processing, in order to discriminate one object, such as missiles or face recognition, from others in images, these images are described as a vector in pixels which are typically in a very high dimensional vector space [6]. In bioinformatics, researchers try to classify particular diseases using high dimensional data sets such as micorarrays or SNPs [14]. Fan and Li summarize challenges and difficulties with high dimensionality in classification in [13].

Support Vector Machines (SVMs) are one of well-known supervised learning models to classify data points using a hyperplane and introduced by Boser et al. [3] and Vapnik et al. [8]. The classical SVMs introduced by Boser et al. can be written as the L_2 norm SVMs, that is a hinge loss plus the L_2 norm penalty formulation [3]. In 2004, Zhu et al. showed that including many redundant features can cause difficulties in the performance of L_2 norm SVM [31]. Bradley and Mangasarian showed that the SVM with the L_1 norm penalty instead of the L_2 norm penalty works well with variable selection as well as classification at the same time [4]. This is called L_1 norm SVMs. In 2016, Peng et al. showed the generalization bound on the probability of errors of the L_1 norm SVMs in [25] and it still depends on the number of predictors, i.e., the dimension of the normal vector of the hyperplane.

Tropical geometry finds applications in data science. For example, it can be applied to principal component analysis [24, 30] and Bayesian Networks [1]. In 2006, Gärtner and Jaggi applied tropical geometry to SVMs in [10]. Instead of using a hyperplane defined by the L_2 metric, Gärtner and Jaggi used a tropical hyperplane with the *tropical metric* with the *min-plus* algebra to classify the data points shown in the left side of Figure 1. Same as the L_2 norm SVMs, tropical SVMs are the *tropicalization* of the L_2 norm hard margin SVMs which maximizes the *margin*, the distance from the tropical hyperplane

to the closest data points in terms of the min-plus algebra. Gärtner and Jaggi also showed that a hard margin tropical SVM can be formulated as a linear programming problem. Then, in 2020, Tang et al. showed necessary and sufficient conditions of the optimal solutions of the linear programming problem for finding a hard margin tropical SVM if it is feasible in terms of the max-plus algebra. They also introduced soft margin tropical SVMs shown in the right side of Figure 1 [28] and showed that finding a soft margin tropical SVM can be formulated as a linear programming problem.

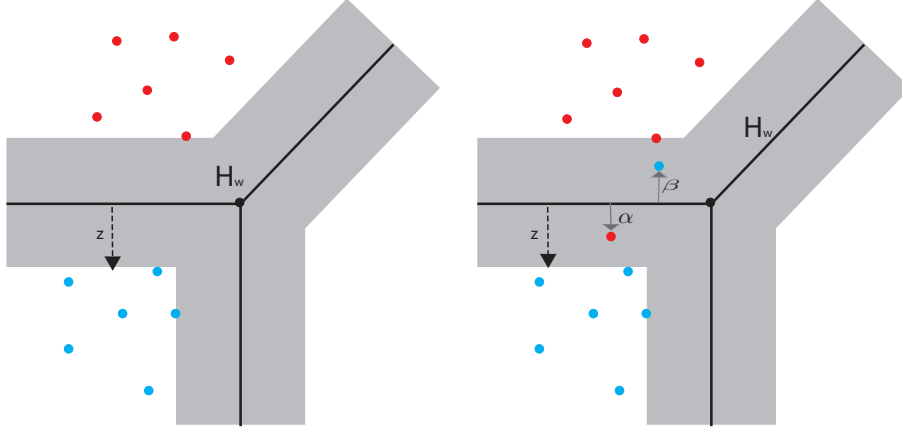


Figure 1. Picture of a hard margin tropical SVM (left) and a soft margin tropical SVM (right) with two levels in the target variable. Same as the L_2 norm SVMs, a hard margin tropical SVM assumes that data points are separated by a tropical hyperplane defined by the normal vector ω and it maximizes the margin z which is the width of the grey area from the tropical hyperplane in this figure. Again same as L_2 norm soft margin SVMs, a soft margin tropical SVM maximizes a margin from the tropical hyperplane defined by ω and minimizes the sum of α and β at the same time.

While there are some developments in computational sides of tropical SVMs, there has not been much in its theoretical evaluation and statistical analysis. For example, it is unclear how the tropical metric with the max-plus algebra and tropical SVMs handle the curse of dimensionality. Whether tropical SVMs are robust against the curse of dimensionality is an important question to answer, because we can extend tropical SVMs to various types of data including a function space. In fact, there are many classification problems with functions as predictors, such as neuronal tuning curves [9], instead of vectors.

In this paper we focus on hard margin tropical SVMs with the max-plus algebra. Like the L_2 norm and the L_1 norm SVMs, we assume that there exists the optimal tropical hyperplane defined by the normal vector $\omega \in \mathbb{R}^d/\mathbb{R}\mathbf{1}$ such that the probability of the loss function being positive equals to zero. In addition, in order for the tropical metric to be well defined, we consider the *tropical projective torus*, that is, the projective space $\mathbb{R}^d/\mathbb{R}\mathbf{1}$, where $\mathbf{1} := (1, 1, \dots, 1)$ is defined as the all-one vector. Note that any vector $(v_1, \dots, v_d) \in \mathbb{R}^d/\mathbb{R}\mathbf{1}$ is equal to $(v_1 + c, \dots, v_d + c)$ with any scalar $c \in \mathbb{R}$ and $\mathbb{R}^d/\mathbb{R}\mathbf{1}$ is isometric to \mathbb{R}^{d-1} . In applications, the tropical projective torus is useful for subtracting the baseline $\mathbb{R}\mathbf{1}$ components from feature vectors, as we will see.

Our main contribution of this paper primarily consists of two items: (1) evaluation of generalization errors for tropical SVMs over $\mathbb{R}^d/\mathbb{R}1$; and (2) extension to tropical SVMs on a function space, which consists of the tropical metric and a set of functions from a multi-dimensional vector space to a real number.

While generalization error bounds of tropical SVMs over $\mathbb{R}^d/\mathbb{R}1$ still depends on the dimension, our simulations with a set of Gaussian distribution functions show that errors rates of tropical SVMs on $\mathbb{R}^d/\mathbb{R}1$ grow much slower than ones with L_2 norm SVMs when we increase the number of predictors while we fix the sample sizes. Then we extend a notion of tropical SVMs to a function space with the tropical metric. In fact, we show that a set of all functions from a multi-dimensional vector space to a real number with the tropical metric is a normed vector space. Then, we propose an algorithm to estimate a tropical SVM over a function space using a tropical SVM over a tropical projective space $\mathbb{R}^d/\mathbb{R}1$.

This manuscript is organized as follows: In Section 2, we set up basics in tropical geometry under the max-plus algebra. In Section 3, as an application, we show anomalous scaling behaviors of tropical distances. In Section 4, we set up tropical SVMs with the tropical metric over the tropical projective space as linear programming problems and show the generalization error bounds via the VC dimension of a tropical hyperplane. In Section 5, as an application, we show theoretically by the extreme value statistics the robustness of the tropical SVMs against the curse of dimensionality in a case of two different multivariate Gaussian distributions and empirical data set of neuron types. In Section 6, we first define the tropical distance over a function space. Then we show that the tropical distance between functions is metric and we also show that a function space with the tropical metric forms a normed vector space. In addition, we define tropical SVMs over a function space with the tropical metric. In Section 7, as an application, we consider Gaussian examples for functional tropical SVMs.

2. Definitions of Tropical Distances and Hyperplanes

In this section, we describe some basics in tropical arithmetic and algebra using the max-plus algebra. Recall that Through this paper we consider the tropical projective space $\mathbb{R}^d/\mathbb{R}1$ which is isometric to \mathbb{R}^{d-1} . For interested readers, see [16] for more details.

Definition 2.1 (Tropical Arithmetic Operations). *Throughout this paper we will perform arithmetic in the max-plus tropical semiring $(\mathbb{R} \cup \{-\infty\}, \boxplus, \odot)$. In this tropical semiring, the basic tropical arithmetic operations of addition and multiplication are defined as:*

$$a \boxplus b := \max\{a, b\}, \quad a \odot b := a + b \quad \text{where } a, b \in \mathbb{R} \cup \{-\infty\}.$$

Note that $-\infty$ is the identity element under addition and 0 is the identity element under multiplication.

Definition 2.2 (Tropical Scalar Multiplication and Vector Addition). *For any scalars $a, b \in \mathbb{R} \cup \{-\infty\}$ and for any vectors $v = (v_1, \dots, v_d), w = (w_1, \dots, w_d) \in (\mathbb{R} \cup \{-\infty\})^d$, we define tropical scalar multiplication and tropical vector addition as follows:*

$$a \odot v := (a + v_1, \dots, a + v_d),$$

$$a \odot v \boxplus b \odot w := (\max\{a + v_1, b + w_1\}, \dots, \max\{a + v_d, b + w_d\}).$$

Definition 2.3 (Generalized Hilbert Projective Metric). *For any $v, w \in \mathbb{R}^d/\mathbb{R}\mathbf{1}$, the tropical distance $d_{\text{tr}}(v, w)$ between v and w is defined as:*

$$d_{\text{tr}}(v, w) := \max_{i,j} \{ |v_i - w_i - v_j + w_j| : 1 \leq i < j \leq d \} = \max_i \{ v_i - w_i \} - \min_i \{ v_i - w_i \},$$

where $v = (v_1, \dots, v_d)$ and $w = (w_1, \dots, w_d)$. This distance measure is a metric in $\mathbb{R}^d/\mathbb{R}\mathbf{1}$.

Definition 2.4 (Tropical Hyperplane). *For any $\omega := (\omega_1, \dots, \omega_d) \in \mathbb{R}^d/\mathbb{R}\mathbf{1}$, the tropical hyperplane defined by ω , denoted by H_ω , is the set of points $x \in \mathbb{R}^d/\mathbb{R}\mathbf{1}$ such that*

$$\max\{\omega_1 + x_1, \dots, \omega_d + x_d\}$$

is attained at least twice. We call ω the normal vector of H_ω .

Definition 2.5 (Sectors of Tropical Hyperplane). *Each tropical hyperplane H_ω divides the tropical projective torus $\mathbb{R}^d/\mathbb{R}\mathbf{1}$ into n connected components, which are open sectors*

$$S_\omega^i := \{ x \in \mathbb{R}^d/\mathbb{R}\mathbf{1} \mid \omega_i + x_i > \omega_j + x_j, \forall j \neq i \}, \quad i = 1, \dots, d.$$

Accordingly, we define closed sectors as

$$\overline{S}_\omega^i := \{ x \in \mathbb{R}^d/\mathbb{R}\mathbf{1} \mid \omega_i + x_i \geq \omega_j + x_j, \forall j \neq i \}, \quad i = 1, \dots, d.$$

Definition 2.6 (Tropical Distance to a Tropical Hyperplane). *The tropical distance from a point $x \in \mathbb{R}^d/\mathbb{R}\mathbf{1}$ to a tropical hyperplane H_ω is defined as*

$$d_{\text{tr}}(x, H_\omega) := \min\{d_{\text{tr}}(x, y) \mid y \in H_\omega\}.$$

Proposition 2.7 (Lemma 2.1 in [10]). *Let $H_{\mathbf{0}}$ denote the tropical hyperplane defined by the zero vector $\mathbf{0} \in \mathbb{R}^d/\mathbb{R}\mathbf{1}$. For any $x \in \mathbb{R}^d/\mathbb{R}\mathbf{1}$, the tropical distance $d_{\text{tr}}(x, H_{\mathbf{0}})$ is the difference between the largest and the second largest coordinate of x .*

Corollary 2.8 (Corollary 2.3 in [10]). *For any $\omega \in \mathbb{R}^d/\mathbb{R}\mathbf{1}$, and for any $x \in \mathbb{R}^d/\mathbb{R}\mathbf{1}$, the tropical distance $d_{\text{tr}}(x, H_\omega)$ is equal to $d_{\text{tr}}(\omega + x, H_{\mathbf{0}})$.*

Example 2.9. *Suppose $d = 3$ and $\omega = (0, 1, 1)$. Suppose $x = (1, 2, 0) \in \mathbb{R}^3/\mathbb{R}\mathbf{1}$. By Corollary 2.8, $d_{\text{tr}}(x, H_\omega) = d_{\text{tr}}(x + \omega, H_{\mathbf{0}}) = d_{\text{tr}}((1, 3, 1), H_{\mathbf{0}}) = 3 - 1 = 2$. See x and H_ω in Figure 2.*

3. Application 1: Valuable Scaling Behaviors of Tropical Distances

3.1. Bell-shaped Tuning Curves

To characterize the properties of the tropical distances $d_{\text{tr}}(v, w)$ proposed in this paper, we computed the tropical distances for the mathematical models of neuronal tuning curves as benchmarks. The tuning curves are the vectors consisting of neural responses to different stimuli. For example, the responses of neurons in the primary visual cortex to oriented bars on the screens as visual stimuli are known to show famous bell-shaped curves as a function of the orientation.

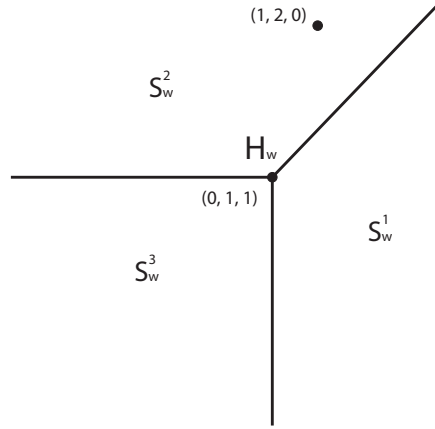


Figure 2. The tropical hyperplane H_ω in $\mathbb{R}^3/\mathbb{R}\mathbf{1}$ with $\omega = (0, 1, 1)$.

We modeled neuronal tuning curves basically as standard Gaussian distribution functions and examined how the distances scale when one of two curves is horizontally shifted or vertically lifted. Both the tropical and Euclidean distances between two bell-shaped tuning curves increased with the increasing horizontal shift between them (Figure 3, left). Meanwhile, the tropical distances between the two bell-shaped tuning curves was insensitive to the vertical lift of tuning curves, while the Euclidean distance was not (Figure 3, right). The insensitivity to the vertical shift originates from the definition of the tropical distances $d_{\text{tr}}(v, w)$ where tuning curves are considered in $\mathbb{R}^d/\mathbb{R}\mathbf{1}$ and $(1, 1, \dots, 1)$ -direction is collapsed and ignored in Def.2.3. That is, $d_{\text{tr}}(v + c\mathbf{1}, w + d\mathbf{1}) = d_{\text{tr}}(v, w)$ for any c and d in \mathbb{R} . Note that the entire lifting of tuning curves are often observed as a result of drifting background neural activities [23, 26, 19, 20, 21, 18, 27]. Thus, practically, the tropical distance can be useful for the sake of ignoring the temporal drift of tuning curves.

3.2. Random Tuning Curves

Next we considered a random tuning curve consisting of noisy responses. When we computed the distances between a random tuning curve

$$v = (5, -x_2, -x_3, \dots, -x_n), \quad (1)$$

where $x_i \sim \text{Exp}(1)$ and a flat tuning curve,

$$w = (0, 0, 0, \dots, 0), \quad (2)$$

the tropical distances was relatively insensitive to the additional noise dimensions. That is, the tropical distance scaled with $\log n$ while the Euclidean distance scaled with \sqrt{n} . The anomalous scaling for the tropical distance can be explained by the extreme value statistics [12] as,

$$\begin{aligned} d_{\text{tr}}(v, w) &:= \max_i \{v_i - w_i\} - \min_i \{v_i - w_i\} \\ &\approx 5 + \max_i \{x_i\}. \end{aligned} \quad (3)$$

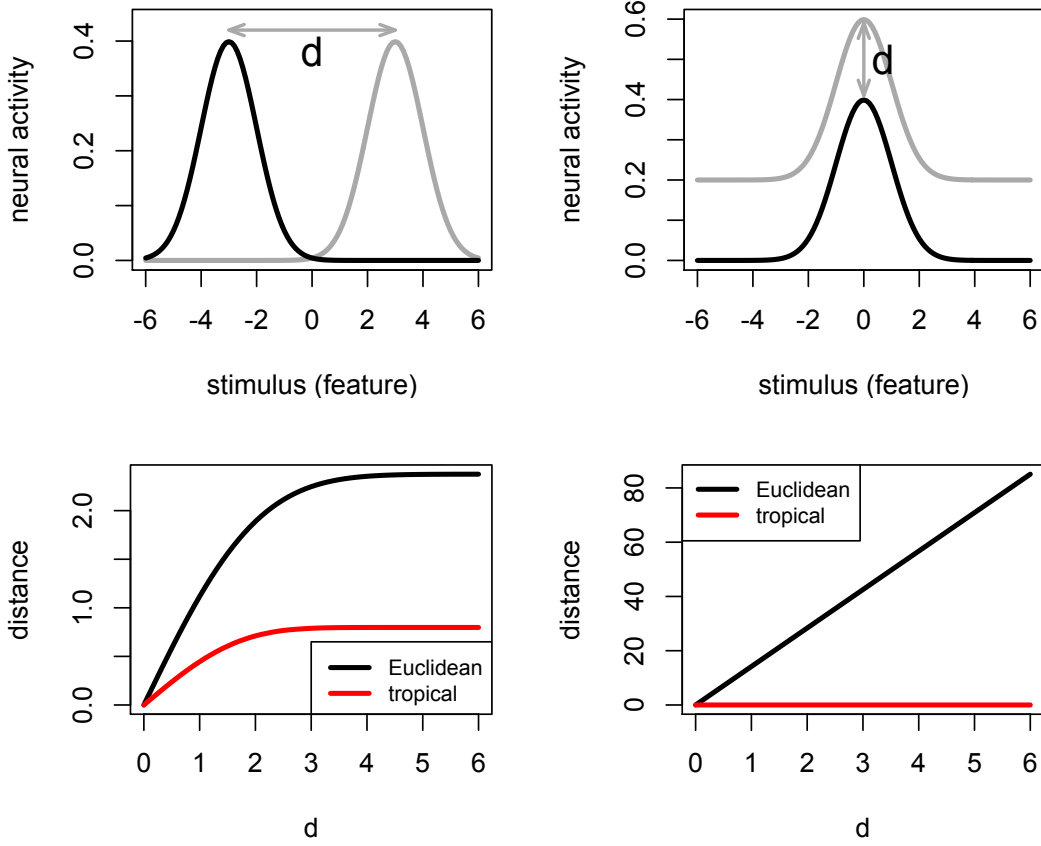


Figure 3. Tropical and Euclidean distances between two bell-shaped tuning curves which are horizontally shifted (left column) or vertically lifted (right column). The tropical distance is insensitive to the vertical lift of tuning curves.

Then, because $\max_i \{x_i\} - \log n \sim \text{Gumbel}(0,1)$ [12], the expectation is given as

$$\overline{d_{\text{tr}}(v, w)} = 5 + \gamma + \log n. \quad (4)$$

This theoretical result explains the simulation result in Figure 4. In this way, the extreme value statistics plays the crucial role in the computation of the tropical distance between random vectors.

4. Evaluation of Tropical Support Vector Machines (SVMs)

4.1. L_2 -norm SVMs

In this section we provide an overview of the L_2 norm SVMs. Let \mathcal{D}_2 be the distribution on the joint random variable (X, Y) for $X \in \mathbb{R}^d$ and $Y \in \{-1, 1\}$ and let \mathcal{S}_2 be the sample $\mathcal{S}_2 := \{(X^1, Y^1), \dots, (X^n, Y^n)\}$. Then the standard linear SVM is a statistical model by solving the fol-

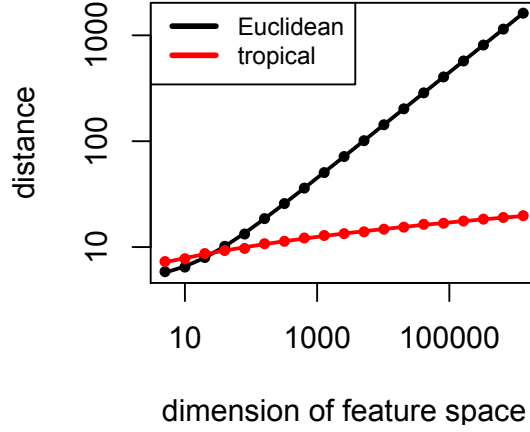


Figure 4. Tropical and Euclidean distances between random and flat tuning curves. The tropical distance scales with $\log n$ as a result of extreme value statistics. The circles denote simulation results and the lines denote theoretical results.

lowing regularization problem:

$$\min_{\omega} \left(\underbrace{\lambda \|\omega\|^2}_{\text{regularizer}} + n^{-1} \underbrace{\sum_{i=1}^n (1 - Y^i ((X^i)^T \omega + \omega_0))_+}_{\text{error}} \right),$$

where $\|x\|$ is the L_2 norm of a vector $x \in \mathbb{R}^d$, $(1 - u)_+ = \max\{1 - u, 0\}$ is the hinge loss function, λ is a tuning parameter, ω_0 is a constant term of the hyperplane, and ω is the normal vector of the hyperplane to separate the data points. Vapnik discussed the generalization bounds on the L_2 norm SVMs in [29] using Theorem 4.6 and the *VC dimension* of the L_2 norm SVMs. In addition, using the Rademacher complexity of L_2 norm of unit vectors [2], one can show the following generalization bound of the error rate:

Theorem 4.1. *Let w^s be an output from the classical hard margin SVM from a sample \mathcal{S} . Here $Y \in \{-1, 1\}$ with the distribution $\pi_+ = P(Y = 1)$ and $\pi_- = P(Y = -1)$. Let $X \in \mathbb{R}^d$ be a random variable and \mathcal{D}_2 be the distribution for a random variable (X, Y) . Let $\|x\|$ be the l_2 norm of a vector $x \in \mathbb{R}^d$. Assuming that $\|X\| \leq R$ with probability 1 and there exists ω^* with $P_{\mathcal{D}_2}(Y^i((X^i)^T \omega + \omega_0) \geq 1) = 1$. Then, for any $\eta > 0$ with the probability greater than or equal to $1 - \eta$ we have*

$$P_{\mathcal{D}_2}(Y \neq \text{sign}(X \cdot \omega^s)) \leq \frac{4R\|\omega^s\|}{\sqrt{n}} + (1 + 2R\|\omega^s\|) \sqrt{\frac{2 \log(4\|\omega^s\|/\eta)}{n}}. \quad (5)$$

There has been much work done in tighter generalization bounds on the L_2 norm SVMs using the *VC dimension*. It is not this paper's focus to discuss details on the generalization bounds for the L_2 norm SVMs. Thus, see [5, 11] and references within for more details.

Remark 4.2. Recall that the L_p norm SVMs, for $0 \leq p \leq \infty$, can be written as the following optimization problem:

$$\min_{\omega} \left(\underbrace{\lambda \|\omega\|_p^2}_{\text{regularizer}} + n^{-1} \underbrace{\sum_{i=1}^n (1 - Y^i ((X^i)^T \omega + \omega_0))_+}_{\text{error}} \right),$$

where $\|x\|_p$ is the L_1 norm of a vector $x \in \mathbb{R}^d$, $(1 - u)_+ = \max\{1 - u, 0\}$ is the hinge loss function, λ is a tuning parameter, and ω is the normal vector of the hyperplane to separate the data points.

4.2. Tropical SVMs

In this section we provide an overview the hard margin tropical SVMs with the random variable $X \in \mathbb{R}^d/\mathbb{R}\mathbf{1}$ given the response variable $Y \in \{0, 1\}^d$. Before we formally define the hard margin tropical SVMs, we need to define some notation.

Let $S(x)$ be a set of indices of nonzero elements in a vector $x \in \mathbb{R}^d/\mathbb{R}\mathbf{1}$, i.e., $S(x) \subset \{1, \dots, d\}$ where $x_i \neq 0$. Let $I_\omega(x) \in \{0, 1\}^d$ be a vector of indicator functions of index set $\{1, \dots, d\}$ of a vector x with a vector $\omega \in \mathbb{R}^d/\mathbb{R}\mathbf{1}$ where

$$I_\omega(x)_i = \begin{cases} 1 & \text{if } x_i + \omega_i = \max(x + \omega) \\ 0 & \text{otherwise.} \end{cases}$$

Let $J_\omega \in \{0, 1\}^d$ be also a vector of indicator functions of index set $\{1, \dots, d\}$ of a vector x such that

$$J_\omega(x)_i = \begin{cases} 1 & \text{if } x_i + \omega_i = \text{second max}(x + \omega) \\ 0 & \text{otherwise.} \end{cases}$$

Here we assume that there are only two classes in the response variable. More precisely, we have a random variable $Y^1 := (Y_1^1, \dots, Y_d^1)$, $Y^2 := (Y_1^2, \dots, Y_d^2) \in \{0, 1\}^d$ such that

$$Y_i^1 \cdot Y_i^2 = 0$$

for $i = 1, \dots, d$ with a discrete probability $\pi_1 := P(Y = Y^1)$ and $\pi_2 := P(Y = Y^2)$. Then, suppose we have a multivariate random variable $X \in \mathbb{R}^d/\mathbb{R}\mathbf{1}$ given Y with the probability density function f if $Y = Y^1$ and the probability density function g if $Y = Y^2$ such that there exists a tropical hyperplane H_{ω^*} with a normal vector $\omega^* \in \mathbb{R}^d/\mathbb{R}\mathbf{1}$ with the following properties:

(i) there exists an index $i \in \{1, \dots, d\}$ such that

$$\text{for any } j \in \{1, \dots, d\} \setminus \{i\}, \quad \omega_i^* + X_i > \omega_j^* + X_j, \quad \text{and}$$

(ii)

$$\max \{I_{\omega^*}(X) - Y\} = 0,$$

with probability 1.

Let \mathcal{D} be the distribution on the joint random variable (X, Y) and let \mathcal{S} be the sample $\mathcal{S} := \{(X^1, Y^1), \dots, (X^n, Y^n)\}$. Then we formulate an optimization problem for solving the normal vector

ω of an optimal tropical separating hyperplane H_ω for random variables X given Y : For some cost $C \in \mathbb{R}$

$$\left[\max_{\omega \in \mathbb{R}^d / \mathbb{R}\mathbf{1}} \min_{X \in \mathcal{S}, i \in S(I_\omega(X)), j \in S(J_\omega(X))} \left\{ \underbrace{(X_i + \omega_i - X_j - \omega_j)}_{\text{margin}} + \underbrace{\frac{C}{n} \sum_{k=1}^n \min \{Y^k - I_\omega(X^k)\}}_{\text{error}} \right\} \right] \quad (6)$$

Here, the expectation of the random variable $\max \{I_\omega(X) - Y\}$ is the 0 – 1 loss function. Also note that

$$d_{\text{tr}}(X, H_\omega) = X_i + \omega_i - X_j - \omega_j,$$

where $i \in S(I_\omega(X)), j \in S(J_\omega(X))$. Thus, this optimization problem can be explicitly written as a linear programming problem (7)–(10) below, where the optimal solution z means the *margin* of the tropical SVM: For some cost $C \in \mathbb{R}$

$$\max_{(z, \omega) \in \mathbb{R} \times \mathbb{R}^d / \mathbb{R}\mathbf{1}} \left(z + \frac{C}{n} \sum_{k=1}^n \min \{Y^k - I_\omega(X^k)\} \right) \quad (7)$$

$$\text{s.t. } \forall X \in \mathcal{S}, \forall i \in S(I_\omega(X)), \forall j \in S(J_\omega(X)), \quad z + X_j + \omega_j - X_i - \omega_i \leq 0, \quad (8)$$

$$\forall X \in \mathcal{S}, \forall i \in S(I_\omega(X)), \forall j \in S(J_\omega(X)), \quad \omega_j - \omega_i \leq X_i - X_j, \quad (9)$$

$$\forall X \in \mathcal{S}, \forall l \notin S(I_\omega(X)) \cup S(J_\omega(X)), j \in S(J_\omega(X)) \quad \omega_l - \omega_j \leq X_j - X_l. \quad (10)$$

Remark 4.3. With the regularization with the tropical metric to the tropical hyperplane, it minimizes the coefficients of the tropical hyperplane ω_i for $i = 1, \dots, d$ and tries to minimize the difference between the coordinate of the maximum and second maximum of $X + \omega$. This means that this regularization behaves similar to the L_1 or L_∞ norm regularization, that is, to select features which contribute to discriminate $X|Y_1$ and $X|Y_2$.

4.3. Bound on Generalization Errors via VC Dimensions

In this section we show the generalization bound for the error rate of the hard margin tropical SVM. In order to compute them, we define the loss function in terms of the distribution of $X|Y$ defined in the previous section and the sample loss function. In order to prove the generalization bound, we use the Rademacher complexity [22].

Let \mathcal{D} be the distribution of $X|Y$ defined in Section 4. In addition, let

$$L_{\mathcal{D}}(\omega) = \mathbb{E}_{\mathcal{D}}(\max \{I_\omega(X) - Y\})$$

be the loss function with respect to \mathcal{D} and let

$$L_{\mathcal{S}}(\omega) = \mathbb{E}_{\mathcal{S}}(\max \{I_\omega(X) - Y\})$$

be the loss function with respect to the sample \mathcal{S} .

Let (Z_s, ω^s) be an output of the tropical SVM. Then we want to find the upper bound for

$$P(\max \{I_{\omega^s}(X) - Y\} > 0) = L_{\mathcal{D}}(\omega^s). \quad (11)$$

In order to prove our bound, we have to define *VC dimension*.

Definition 4.4. Suppose M is a set and a family of a subset $R \subset 2^M$. A set $T \subset M$ is called shattered by R if

$$|\{r \cap T | r \in R\}| = 2^{|T|}.$$

The pair (M, R) is called range space. The VC dimension of a range space, $VC - \dim(M, R)$ is the maximal cardinality of a subset of M which can be shattered by R .

Theorem 4.5 ([15]). Let \mathbf{S} be a family of open sectors in $\mathbb{R}^d/\mathbb{R}\mathbf{1}$. Then the VC dimension of a range space $(\mathbb{R}^d/\mathbb{R}\mathbf{1}, \mathbf{S})$ is d .

Theorem 4.6 ([29]). Let \mathcal{H} be a family of classification models. Let n be the sample size of the sample \mathcal{S} . Then, for any $\eta > 0$ and for a sufficiently large sample size n with the probability greater than or equal to $1 - \eta$, we have

$$\ell_{\mathcal{D}'}(\mathcal{H}) - \ell_{\mathcal{S}}(\mathcal{H}) \leq \sqrt{\frac{h(\log(2n/h) + 1) - \log(4/\eta)}{n}},$$

where $\ell_{\mathcal{D}'}(\mathcal{H})$ is the 0-1 loss for the distribution \mathcal{D}' with \mathcal{H} and $\ell_{\mathcal{S}}(\mathcal{H})$ is the 0-1 loss for the sample \mathcal{S} with \mathcal{H} .

Theorem 4.7. Let n be the sample size of the sample \mathcal{S} . Then, for any $\eta > 0$ and for a sufficiently large sample size n with the probability greater than or equal to $1 - \eta$, we have

$$P_{\mathcal{D}}(\max \{I_{\omega^s}(X) - Y\} > 0) \leq \sqrt{\frac{d(\log(2n/d) + 1) - \log(4/\eta)}{n}}. \quad (12)$$

Proof. Let \mathcal{S} be a sample for a test set. Since there is a tropical hard margin and (z_s, ω^s) is a feasible solution on the test set \mathcal{S} , $L_{\mathcal{S}}(\omega^s) = 0$. With Theorem 4.5 and Theorem 4.6, we have

$$L_{\mathcal{D}}(\omega^s) - L_{\mathcal{S}}(\omega^s) \leq \sqrt{\frac{d(\log(2n/d) + 1) - \log(4/\eta)}{n}}.$$

Since $L_{\mathcal{S}}(\omega^s) = 0$ by the assumption and

$$L_{\mathcal{D}}(\omega^s) = P_{\mathcal{D}}(\max \{I_{\omega^s}(X) - Y\} > 0),$$

we have the result. \square

5. Application 2: Robustness of Tropical SVMs against Curse of Dimensionality

In the previous section, we have derived the generalization error bound for tropical SVMs. The bound was stated in a distribution-free manner as a general feature applicable to all data. Specifically, the

bound was derived purely combinatorially only based on the shapes of the hyperplanes. Algorithmic details of tropical SVMs are not yet taken into account there. Therefore it is possible that tropical SVMs outperform in specific situations, for example, when only a few features are prominently informative among many. Thus the evaluation of the performance of tropical SVMs by computational experiments can give complementary information. Here we applied tropical SVMs to specific problems of computational experiments and real data analyses to evaluate its performance originating from the max-plus algebra.

5.1. Implementation of Tropical SVMs

Soft margin tropical SVMs are defined in [28] which allow some data points in the wrong open sectors with the hinge loss function as similar to the L_2 norm SVMs. Since the loss function deals with L_0 norm of $I_\omega(X) - Y$, we have to run exponentially many linear programming problems in order to find the optimal tropical hyperplane to fit the data set. Therefore, Tang et al. introduced several heuristic algorithms to estimate the optimal tropical hyperplane to fit the data: Algorithms 1 – 4. In the computational experiments in this paper, we applied Algorithm 3, the simplest one, from [28] to fit each data to the model, as it always performed the best for our simple examples. We obtain the R code from <https://github.com/HoujieWang/Tropical-SVM>.

5.2. Computational Experiments

As we observed in Section 3.2, the tropical distance can ignore the nuisance dimensions that are purely noises. Therefore it is expected that tropical SVMs can show a good performance in the curse-of-dimensionality regime where extra dimensions are all uninformative.

Here we performed a simple computational experiment of the two-class classification using the uncorrelated unit-variance Gaussian distributions whose means are $(s, -s, 0, 0, \dots, 0)$ for class 1 and $(-s, s, 0, 0, \dots, 0)$ for class 2, where $s = \sqrt{2}$ or 5. Note that the signal or the difference of the means are orthogonal to the irrelevant direction $(1, 1, 1, 1, \dots, 1)$.

Figure 5 shows the classification success rates of two multivariate Gaussian distributions separated by 4 (top) or $10\sqrt{2}$ sigmas (bottom). The numbers of training and test samples for each class are 5 (left) and 10 (right). In all four cases, the hit rate decreases significantly for classical SVMs, while it decreases only slightly for tropical SVMs. In fact, it almost stays constant for the $10\sqrt{2}$ -sigma separation cases. Thus the tropical SVM is robust against the curse of dimensionality in the case for separating two Gaussian distributions.

As our setting of classifying two Gaussians was so simple, it is expected that the results can be quite general. We will examine the robustness against the curse of dimensionality for the real data as well in what follows. But before doing that, let us explain theoretically why tropical SVMs are robust against the curse of dimensionality.

5.3. Theoretical Explanation of Robustness

First, as a basic example, let us consider the simplest case with two points in three dimensions: $x_1 = (5, -5, 0)$ for class 1 and $x_2 = (-5, 5, 0)$ for class 2. As our problem is to find $\omega = (\omega_1, \omega_2, \omega_3)$ in $\mathbb{R}^3/\mathbb{R}\mathbf{1}$, we can limit to $\omega = (\omega_1, \omega_2, 0)$ without loss of generality. By maximizing the following margin over ω in $\mathbb{R}^3/\mathbb{R}\mathbf{1}$ under the condition with no classification error,

$$M(\omega) := \min(d_{\text{tr}}(x_1, H_\omega), d_{\text{tr}}(x_2, H_\omega)), \quad (13)$$

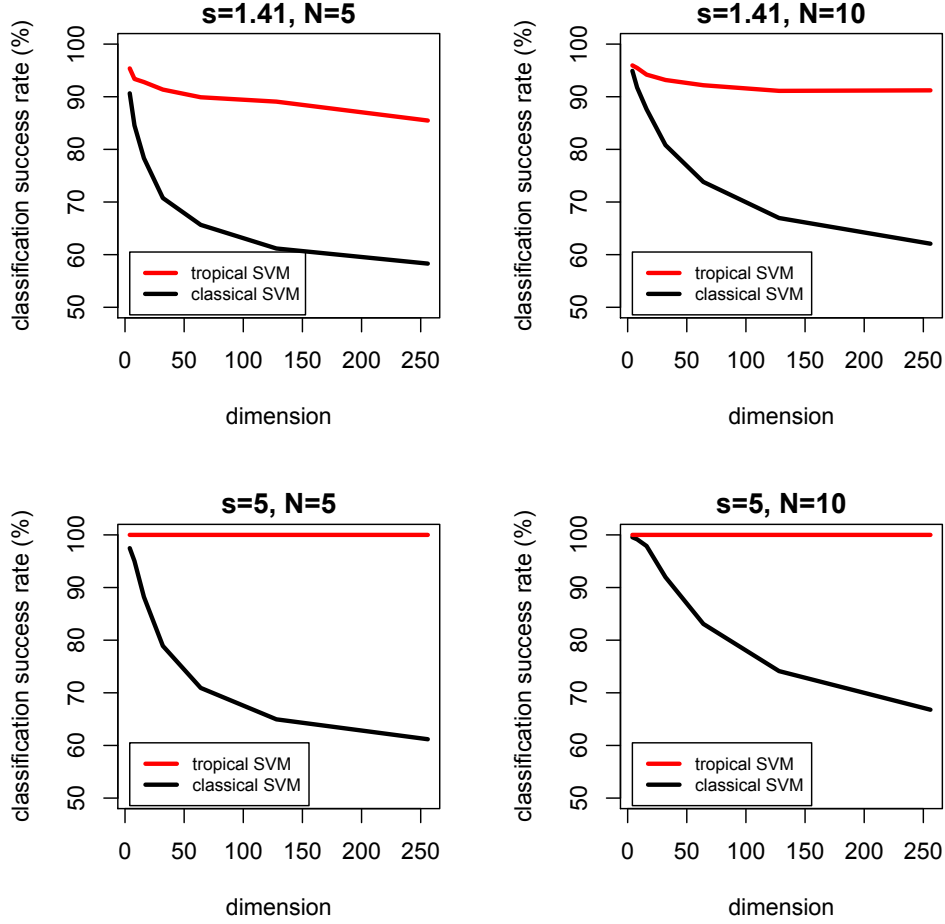


Figure 5. Classification success rates of two multivariate Gaussian distributions separated by 4 (top row) or $10\sqrt{2}$ sigmas (bottom row) with unit covariance matrices. The numbers of training and test samples for each class are 5 (left column) and 10 (right column). The cross-validated performance averaged over 1000 realizations of data were plotted. Note that the tropical SVM is robust against the curse of dimensionality.

we obtain $\omega^* = (5 + c, 5 + c, 0)$ for $c > 0$ as in Figure 6.

In fact, $x_1 + \omega^* = (10 + c, c, 0)$ and $x_2 + \omega^* = (c, 10 + c, 0)$ lead to $d_{\text{tr}}(x_1, H_{\omega^*}) = d_{\text{tr}}(x_2, H_{\omega^*}) = 10$. In Figure 6 (left) for the margin $M(\omega)$, error-free regions for ω are only A, B and C. The other regions have classification errors. The entire shape of the error-free region reflect the Y-shape of the hyperplane H_0 . For example, for $\omega = (-10, -10, 0)$, $x_1 + \omega$ and $x_2 + \omega$ belong to the same bottom left sector of H_0 , meaning misclassification. Note that as the margin function $M(\omega)$ is convex unless $x_1 + \omega$ or $x_2 + \omega$ crosses the sector borders, the linear programming is needed only once for each possible combination of labels and sectors [28].

Here we can impose the regularization term, $d_{\text{tr}}(\omega, 0)$, so that we choose the solution with the minimum norm even if the evaluation function outputs ties. In this tradition, the unique solution is $\omega^* = (5, 5, 0)$.

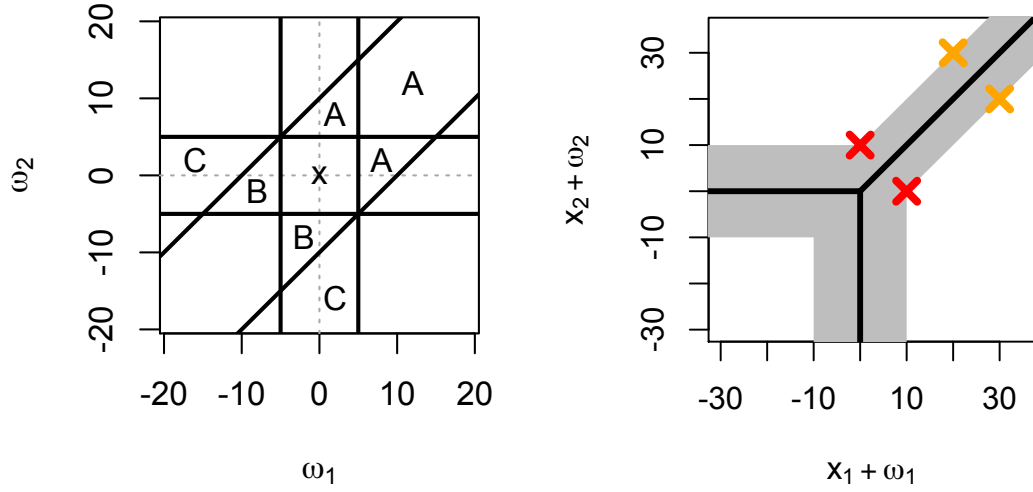


Figure 6. (left) Margin $M(\omega)$ for $\omega = (\omega_1, \omega_2, 0)$. For the regions A, it is $10 - |\omega_1 - \omega_2|$. For the region \times containing $(0, 0)$, it is $5 + \min(\omega_1, \omega_2) = \frac{\omega_1 + \omega_2 + 10}{2} - \frac{|\omega_1 - \omega_2|}{2}$. For the regions B, it is $\frac{|\omega_1 - \omega_2|}{2} - \frac{|\omega_1 + \omega_2 + 10|}{2}$. For the regions C, it is $5 - |\max(\omega_1, \omega_2)|$. The other non-marked regions have non-zero classification errors and are ineligible. Note that on the verge of misclassification, it is always 0. The maximum is attained at $\omega^* = (5 + c, 5 + c, 0)$ for $c > 0$. (right) Configuration in optimal solutions where margin is 10. The red crosses denote the data points to be classified when $\omega^* = (5, 5, 0)$. The orange crosses denote the data points to be classified when $\omega^* = (25, 25, 0)$. Note that both configurations attain the maximum margin.

Second, let us consider the general case with N points for each class in d dimensions, whose coordinates are perturbed from x_1 or x_2 by standard Gaussian noises ξ or η (Figure 7) as in the previous computational experiments. We again need to maximize the margin:

$$M(\omega) := \min_{1 \leq i \leq N, 1 \leq l \leq 2} d_{\text{tr}}(x_{Y=l}^i, H_\omega), \quad (14)$$

with

$$\begin{aligned} x_{Y=1}^i &= (5 + \xi_1^i, -5 + \xi_2^i, \xi_3^i, \xi_4^i, \dots, \xi_d^i), \\ x_{Y=2}^j &= (-5 + \eta_1^j, 5 + \eta_2^j, \eta_3^j, \eta_4^j, \dots, \eta_d^j), \end{aligned} \quad (15)$$

where $\xi_p^i \sim N(0, 1)$ and $\eta_p^j \sim N(0, 1)$ for $1 \leq p \leq d$ and $1 \leq i \leq 2$. Let us try to find the solution near $\omega^* = (5 + c, 5 + c, 0, 0, \dots, 0)$ and $d \rightarrow \infty$.

In the previous computational experiments, we observed that for all cases of 1000 data realizations the best classifiers used the first and the second sectors as in Figure 7. Furthermore, among $x_p + \omega_p$ for $1 \leq p \leq d$, the maximum and the second maximum were attained by $x_1 + \omega_1$ and $x_2 + \omega_2$ when the training data were classified. Therefore we focus on this situation, i.e. classification by using only sector 1 and sector 2, in what follows.

Under the assumption of $\omega_2 \gg 5$, which will be justified later, the tropical distance to H_ω is

$$\begin{aligned} d_{\text{tr}}(x_{Y=1}^i, H_\omega) &= d_{\text{tr}}(x_{Y=1}^i + \omega, H_0) \\ &= \{\max - 2\text{nd max of}\} (5 + \xi_1^i + \omega_1, -5 + \xi_2^i + \omega_2, \xi_3^i + \omega_3, \dots, \xi_d^i + \omega_d) \end{aligned}$$

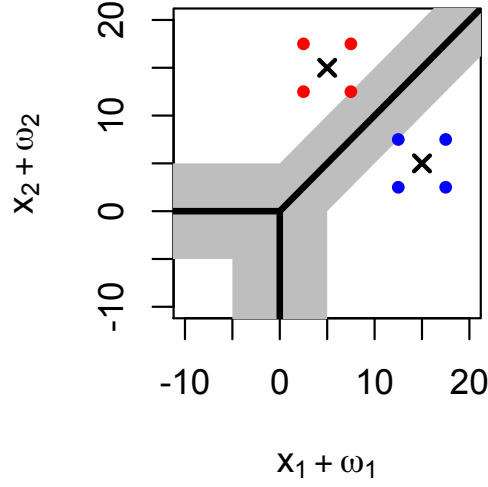


Figure 7. A solution of tropical SVM that uses first and second sectors. ω is adjusted so that the tropical hyperplane is located right in the middle of the two support vectors.

$$= 10 + \xi_1^i + \omega_1 - \xi_2^i - \omega_2 \quad (16)$$

The minimum over N points with class 1 is

$$\begin{aligned} \min_{1 \leq i \leq N} d_{\text{tr}}(x_{Y=1}^i, H_\omega) &= 10 + \omega_1 - \omega_2 + \min_{1 \leq i \leq N} (\xi_1^i - \xi_2^i) \\ &= 10 + \omega_1 - \omega_2 + \xi_1^{i_*} - \xi_2^{i_*}. \end{aligned} \quad (17)$$

where $i_*(\omega)$ denotes the minimizer. Similarly for the class 2,

$$\begin{aligned} \min_{1 \leq j \leq N} d_{\text{tr}}(x_{Y=2}^j, H_\omega) &= 10 + \omega_2 - \omega_1 + \min_{1 \leq j \leq N} (\eta_2^j - \eta_1^j) \\ &= 10 + \omega_2 - \omega_1 + \eta_2^{j_*} - \eta_1^{j_*}, \end{aligned} \quad (18)$$

where $j_*(\omega)$ denotes the minimizer. By equating the minimum distances for the two classes,

$$10 + \omega_1 - \omega_2 + \xi_1^{i_*} - \xi_2^{i_*} = 10 + \omega_2 - \omega_1 + \eta_2^{j_*} - \eta_1^{j_*}, \quad (19)$$

we get

$$\omega_2 = \omega_1 + \frac{\xi_1^{i_*} - \xi_2^{i_*} + \eta_1^{j_*} - \eta_2^{j_*}}{2}. \quad (20)$$

This theoretical prediction perfectly matched with the computational experiments. This can be rewritten as,

$$\begin{aligned} \omega_1 &= 5 + c \\ \omega_2 &= 5 + \frac{\xi_1^{i_*} - \xi_2^{i_*} + \eta_1^{j_*} - \eta_2^{j_*}}{2} + c, \end{aligned} \quad (21)$$

for $c > 0$, which give the (evenly scored) maximizers of the margin under $\omega_2 \gg 5$. Note that ω is perturbed from $(5 + c, 5 + c)$ only slightly of order $O(1)$. This equation illustrates that the hyperplane just listens to the positions of the support vectors. Adding c might look strange at first glance, but it is interpreted as the hyperplane's freedom to shift along the irrelevant coordinates of the support vectors. In fact, the hyperplane for classical SVMs actually has the same freedom but you just cannot distinguish the shifted planes.

Now we can explain why tropical SVMs are robust against the curse of dimensionality. In the computational experiments, the other $\omega_p (p \geq 3)$ were smaller by around five or more. Therefore the misclassification never happened as the maximum of $(x + \omega)$ always occurred at the first or second coordinate appropriately.

5.4. Real Data Analysis

We now turn to empirical data from brain science. To summarize the data acquisition in this paragraph, we recorded the spiking activity of 493 total neurons in the ventral tegmental area (VTA) and the substantia nigra (SN) of DAT (dopamine transporter)-cre mice using tetrodes while these mice performed various classical conditioning tasks [17]. We optogenetically identified 179 dopaminergic neurons [7, 17], which enabled us to assess the classification success rates based on the neuronal tuning curves. In each trial of the task, we delivered to a mouse one of seven stimuli, which were water rewards, air puff, etc. The conventional tuning curve for these neurons consists of the neural responses to the seven stimuli measured as the spike count within a 300ms time bin.

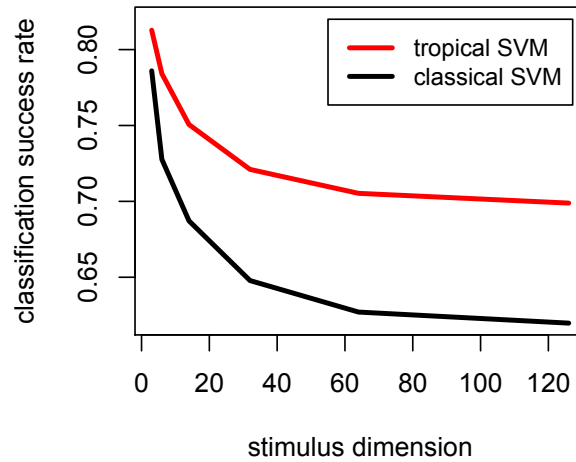


Figure 8. Classification success rates of dopaminergic and nondopaminergic neurons by using various numbers of features for tropical and classical SVMs. All features are the firing rates, i.e. the number of spikes per second, in 300ms bins. The first 7 features we preferentially used are the responses to 7 different reward stimuli, which are informative. The following 7 features we appended are spontaneous activities after reward stimuli, which are less informative. The other features are spontaneous activities before reward stimuli, which are least informative. Note that the classification success rates decreased slower for the tropical SVM than the classical SVM, suggesting that the tropical SVM is relatively robust against the curse of dimensionality.

The tropical SVM for classifying dopaminergic and nondopaminergic neurons based on their activities as features was also robust against the curse of dimensionality (Figure 8). In order to use the same set of features, we limited to 41 neurons including 17 dopaminergic and 24 nondopaminergic neurons. That is, the sample size is 41. Both the training and test data consist of, randomly selected, 5 dopaminergic and 5 nondopaminergic neurons. The classification performance for the test data was used to select the model or which two sectors to use in Algorithm 3 from [28]. The cross validated classification success rates were computed for the remaining 21 neurons. The cross validated classification success rates averaged over the 1000 ways of selections of training and test data were plotted in Figure 8.

Here we did not necessarily use the entire features but rather changed the numbers of features used for the classification. As the order of adding features can matter, we ordered and added the putatively informative features first. After the classification success rates showed the peaks at the beginning, they decreased slower for the tropical SVM than the classical SVM (Figure 8).

In general, we believe that although the classification success rate is enhanced by adding some most informative features at the beginning, soon it will be deteriorated by less informative features, which can be a majority in real world big data. The tropical SVM may be superior in the latter regime of curse of dimensionality.

6. Extension of Tropical SVMs to Function Spaces

6.1. Tropical Distances and Hyperplanes on Function Spaces

Suppose we have a set of functions mapping from \mathbb{R}^d to \mathbb{R} denoted as \mathcal{F} : there exists $M > 0$ such that

$$\mathcal{F} := \{f : \mathbb{R}^s \rightarrow \mathbb{R} : |f(x)| < M, f(x) = f(x) + c, \forall x \in \mathbb{R}^s, \forall c \in \mathbb{R}\}.$$

Let d_{tr} be a distance between functions in \mathcal{F} such that

$$d_{\text{tr}}(f, g) := \max\{f(x) - g(x) : \forall x \in \mathbb{R}^s\} - \min\{f(x) - g(x) : \forall x \in \mathbb{R}^s\}.$$

Example 6.1 (Functional Tropical Distances, Figure 9). *Let \mathcal{F} be a set of univariate Gaussian distribution functions with μ and σ , and mixtures of these Gaussian distributions with real valued coefficients. Suppose F_1, F_2, F_3 and F_4 are univariate Gaussian distribution functions with $\mu_1 = \mu_2 = -2$, $\mu_3 = \mu_4 = 2$, $\sigma_1 = \sigma_3 = 1$, and $\sigma_2 = \sigma_4 = 1/2$. Then, $d_{\text{tr}}(F_1, F_2) = d_{\text{tr}}(F_3, F_4) = \frac{11}{8\sqrt{2\pi}} = 0.549$, $d_{\text{tr}}(F_1, F_3) = 0.798$, and $d_{\text{tr}}(F_1, F_4) = d_{\text{tr}}(F_2, F_3) = 1.197$.*

Lemma 6.2. $d_{\text{tr}}(f(x), g(x)) = d_{\text{tr}}(-f(x), -g(x)) = d_{\text{tr}}(g(x), f(x))$

Proof.

$$\begin{aligned} & d_{\text{tr}}(f(x), g(x)) \\ &= -\min\{f(x) - g(x) : \forall x \in \mathbb{R}^s\} + \max\{f(x) - g(x) : \forall x \in \mathbb{R}^s\} \\ &= \max\{-f(x) + g(x) : \forall x \in \mathbb{R}^s\} - \min\{-f(x) + g(x) : \forall x \in \mathbb{R}^s\} \\ &= d_{\text{tr}}(-f(x), -g(x)) \\ &= d_{\text{tr}}(g(x) - f(x), 0) \\ &= d_{\text{tr}}(g(x), f(x)). \end{aligned}$$

□

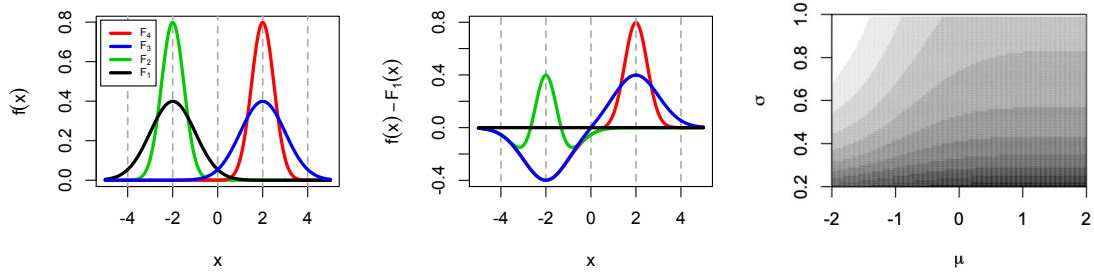


Figure 9. (left) Four example functions, F_1, F_2, F_3 and $F_4 \in \mathcal{F}$, which are Gaussian distribution functions with $\mu = -2$ or 2 and $\sigma = 1$ or 0.5 . (middle) $f(x) - F_1(x)$ for the four functions in the left figure as $f(x)$. $F_1(x)$ denotes the reference black function with $\mu = -2$ and $\sigma = 1$. (right) $d_{tr}(f(x), F_1(x))$ is gray-color coded for various μ and σ of $f(x)$. Note that the distance is 0 for $(\mu, \sigma) = (-2, 1)$ and increases with increasing μ or decreasing σ : $d_{tr}(F_2, F_1) = 0.549$, $d_{tr}(F_3, F_1) = 0.798$, and $d_{tr}(F_4, F_1) = 1.197$.

Lemma 6.3. $d_{tr}(f(x), 0)$ is a norm on \mathcal{F} .

Proof. For the identity,

$$d_{tr}(f, 0) = 0 \text{ if and only if } \max\{f(x) : \forall x \in \mathbb{R}^s\} = \min\{f(x) : \forall x \in \mathbb{R}^s\},$$

meaning that $f(x)$ is constant. Next, by Lemma 6.2 with $g(x) = 0$

$$d_{tr}(af, 0) = d_{tr}(|a|f, 0) = |a|d_{tr}(f, 0)$$

for $a \in \mathbb{R}$. For triangle inequality,

$$\begin{aligned} & d_{tr}(f(x) + g(x), 0) \\ &= \max\{f(x) + g(x) : \forall x \in \mathbb{R}^s\} - \min\{f(x) + g(x) : \forall x \in \mathbb{R}^s\} \\ &= \max\{f(x) + g(x) : \forall x \in \mathbb{R}^s\} + \max\{-f(x) - g(x) : \forall x \in \mathbb{R}^s\} \\ &\leq \max\{f(x) : \forall x \in \mathbb{R}^s\} + \max\{g(x) : \forall x \in \mathbb{R}^s\} + \max\{-f(x) : \forall x \in \mathbb{R}^s\} + \max\{-g(x) : \forall x \in \mathbb{R}^s\} \\ &= \max\{f(x) : \forall x \in \mathbb{R}^s\} + \max\{g(x) : \forall x \in \mathbb{R}^s\} - \min\{f(x) : \forall x \in \mathbb{R}^s\} - \min\{g(x) : \forall x \in \mathbb{R}^s\} \\ &= d_{tr}(f(x), 0) + d_{tr}(g(x), 0). \end{aligned}$$

□

Lemma 6.4. d_{tr} is a metric on \mathcal{F} .

Proof. d_{tr} is a metric because it is induced by the norm of the difference,

$$d_{tr}(f(x), g(x)) = d_{tr}(f(x) - g(x), 0).$$

□

By the proof of Lemma 6.4, we have the following theorem:

Theorem 6.5. (\mathcal{F}, d_{tr}) is a normed vector space.

Definition 6.6 (Tropical Hyperplane in \mathcal{F}). *Let $B_\epsilon(x)$ be an open ball around $x \in \mathbb{R}^s$ with its radius $\epsilon > 0$. For any $\omega \in \mathcal{F}$ and for $\epsilon > 0$, the tropical hyperplane defined by ω and ϵ , denoted by $H_{\omega,\epsilon}$, is the set of points $f \in \mathcal{F}$ such that*

$$|\{\omega(y) + f(y) = \omega(x^*) + f(x^*) : y \in (\mathbb{R}^s - B_\epsilon(x^*))\}| \geq 1,$$

where

$$x^* \in \arg \max_{x \in \mathbb{R}^s} (f(x) + \omega(x)).$$

We call $\omega \in \mathcal{F}$ the normal vector of $H_{\omega,\epsilon}$.

Definition 6.7 (Tropical Distance to a Tropical Hyperplane in \mathcal{F}). *The tropical distance from a point $f \in \mathcal{F}$ to a tropical hyperplane $H_{\omega,\epsilon}$ is defined as*

$$d_{\text{tr}}(f, H_{\omega,\epsilon}) := \min\{d_{\text{tr}}(f, g) \mid g \in H_{\omega,\epsilon}\}.$$

Lemma 6.8.

$$d_{\text{tr}}(f, H_{\omega,\epsilon}) = d_{\text{tr}}(f + \omega, H_{0,\epsilon}).$$

Proof. $H_{\omega,\epsilon}$ is defined as:

$$H_{\omega,\epsilon} = \{g \in \mathcal{F} : |\{\omega(y) + g(y) = \omega(x^*) + g(x^*) : y \in (\mathbb{R}^s - B_\epsilon(x^*))\}| \geq 1\},$$

where

$$x^* \in \arg \max_{x \in \mathbb{R}^s} (\omega(x) + g(x)).$$

Thus

$$\begin{aligned} d_{\text{tr}}(f, H_{\omega}) &= \left\{ d_{\text{tr}}(f, g) : |\{\omega(y) + g(y) = \omega(x^*) + g(x^*) : y \in (\mathbb{R}^s - B_\epsilon(x^*))\}| \geq 1 \right\} \\ &= \left\{ \max\{f(x) - g(x)\} - \min\{f(x) - g(x)\} : \right. \\ &\quad \left. |\{\omega(y) + g(y) = \omega(x^*) + g(x^*) : y \in (\mathbb{R}^s - B_\epsilon(x^*))\}| \geq 1 \right\} \\ &= \left\{ \max\{f(x) - (h(x) - \omega(x))\} - \min\{f(x) - (h(x) - \omega(x))\} : \right. \\ &\quad \left. |\{h(y) = h(x^*) : y \in (\mathbb{R}^s - B_\epsilon(x^*))\}| \geq 1 \right\} \\ &= \left\{ \max\{(f(x) + \omega(x)) - h(x)\} - \min\{(f(x) + \omega(x)) - h(x)\} : \right. \\ &\quad \left. |\{h(y) = h(x^*) : y \in (\mathbb{R}^s - B_\epsilon(x^*))\}| \geq 1 \right\} \\ &= \{d_{\text{tr}}(f + \omega, g) : |\{g(y) = g(x^*) : y \in (\mathbb{R}^s - B_\epsilon(x^*))\}| \geq 1\} \\ &= d_{\text{tr}}(f + \omega, H_{0,\epsilon}). \end{aligned}$$

□

Lemma 6.9. *Let $x^* \in \arg \max_{x \in \mathbb{R}^d} f(x)$. Then $d_{\text{tr}}(f, H_{0,\epsilon}) = \max\{f(x) : x \in \mathbb{R}^d\} - \max\{f(y) : y \in (\mathbb{R}^s - B_\epsilon(x^*))\}$.*

Proof. Let $\alpha = \max\{f(x) : x \in \mathbb{R}^d\} - \max\{f(y) : y \in (\mathbb{R}^s - B_\epsilon(x^*))\}$. Then, $g(x) = f(x) + \alpha \mathcal{I}(y)$, where $y \in (\mathbb{R}^s - B_\epsilon(x^*))$ and $\mathcal{I}(y)$ is the indicator function. Notice that $g(x)$ is in $H_{0,\epsilon}$. □

Example 6.10 (Tropical Hyperplanes). We will use the same set up as in Example 6.1 and Figure 9. Let $\epsilon = 1$. Then by Lemma 6.9, we have

$$\begin{aligned} d_{\text{tr}}(F_1, H_{0,\epsilon}) &= \max\{F_1(x) : x \in \mathbb{R}\} - \max\{F_1(y) : y \in (\mathbb{R} - B_\epsilon(x^*)), x^* = \arg \max(F_1(x) : x \in \mathbb{R})\} \\ &= F_1(-2) - F_1(-1) \\ &= 0.157. \end{aligned}$$

Similarly,

$$\begin{aligned} d_{\text{tr}}(F_3, H_{0,\epsilon}) &= d_{\text{tr}}(F_1, H_{0,\epsilon}) = F_1(-2) - F_1(-1) = 0.157, \\ d_{\text{tr}}(F_4, H_{0,\epsilon}) &= d_{\text{tr}}(F_2, H_{0,\epsilon}) = F_2(-2) - F_2(-1) = 0.690. \end{aligned}$$

Suppose we have $\omega = F_3$. Then, by Lemma 6.8, we have

$$\begin{aligned} d_{\text{tr}}(F_1, H_{\omega,\epsilon}) &= d_{\text{tr}}(F_1 + \omega, H_{0,\epsilon}) \\ &= d_{\text{tr}}(F_1 + F_3, H_{0,\epsilon}) \\ &= (F_1(-2) + F_3(-2)) - (F_1(2) + F_3(2)) \\ &= 0.399 - 0.399 \\ &= 0. \end{aligned}$$

Thus, $F_1 \in H_{F_3,\epsilon}$. Similarly, $F_3 \in H_{F_1,\epsilon}$, $F_2 \in H_{F_4,\epsilon}$ and $F_4 \in H_{F_2,\epsilon}$.

Definition 6.11 (Sectors of Tropical Hyperplane in \mathcal{F}). Each tropical hyperplane $H_{\omega,\epsilon}$ divides \mathcal{F} into components, which are open sectors,

$$S_{\omega,\epsilon}^x := \{f \in \mathcal{F} \mid \omega(x_0) + f(x_0) > \omega(y) + f(y), \forall x_0 \in B_\epsilon(x), \forall y \notin B_\epsilon(x)\}, \quad x \in \mathbb{R}^s.$$

Example 6.12. We will use the same set up as in Example 6.1. Again, let \mathcal{F} be a set of univariate Gaussian distribution functions with μ and σ , and mixtures of these Gaussian distributions with real valued coefficients. Suppose $\omega \equiv 0$ which is a Gaussian distribution function with $\mu = 0$ and $\sigma \rightarrow \infty$, $\epsilon = 1$, and $x = 0$. Then

$$S_{\omega,1}^0 := \{\text{Mixtures of univariate Gaussian distributions with real coefficients whose argmax in } [-1, 1]\}.$$

Also note that a set of

$$\{\text{Gaussian distribution functions with } \mu \in [-1, 1] \text{ and } \sigma > L \text{ for some } L > 0\}$$

is in this open sector.

6.2. Tropical SVMs on Function Spaces

For a given $\epsilon > 0$, suppose $F \in \mathcal{F}$ and $Y^1, Y^2 \in \{0, 1\}$ are random variables such that there exist $\omega^* \in \mathcal{F}$ with

$$\left(\bigcup_{x^* \in \arg \max_{x \in \mathbb{R}^s} (\omega^*(x) + F(x) | Y^1)} B_\epsilon(x^*) \right) \cap \left(\bigcup_{x^* \in \arg \max_{x \in \mathbb{R}^s} (\omega^*(x) + F(x) | Y^2)} B_\epsilon(x^*) \right) = \emptyset. \quad (22)$$

Now we set up a tropical SVM over \mathcal{F} , whose solution ω satisfies Equation 22. Let $\mathcal{D}_{\mathcal{F}}$ be the distribution on the joint random variable (F, Y) for $F \in \mathcal{F}$ and $Y \in \{0, 1\}$, and let $\mathcal{S}_{\mathcal{F}} := \{(F^1, Y^1), \dots, (F^n, Y^n)\}$. For a given $\epsilon > 0$, we formulate an optimization problem for solving the normal vector $\omega \in \mathcal{F}$ of an optimal tropical separating hyperplane $H_{\omega, \epsilon}$ for random variables $X \in \mathcal{F}$ given $Y \in \{0, 1\}$: For some cost $C \in \mathbb{R}$,

$$\max_{\omega \in \mathcal{F}} \min_{F(x) \in \mathcal{S}_{\mathcal{F}}} \left(\underbrace{\left(\max_{x \in \mathbb{R}^s} (F(x) + \omega(x)) - \max_{z \in \mathcal{Z}} (F(z) + \omega(z)) \right)}_{\text{margin}} + \underbrace{\frac{C}{n} \sum_{k=1}^n \max \left\{ \mathcal{I}_{B_{\epsilon}(X^*)}(x) - Y^k \right\}}_{\text{error}} \right), \quad (23)$$

where $X^* \in \arg \max_{x \in \mathbb{R}^s} (\omega(x) + F(x))$ and $\mathcal{Z} := \arg \max_{x \in (\mathbb{R}^s - B_{\epsilon}(X^*))} (\omega(x) + F(x))$.

In practice, we approximate each function F^i , for $i = 1, \dots, n$, by its empirical function \hat{F}^i by taking some point $x \in \mathbb{R}^s$ to evaluate $F^i(x)$. In this paper we propose Algorithm 1 to heuristically conduct a tropical SVM using empirical functions \hat{F}^i , for $i = 1, \dots, n$, using finite set of points $\{x^1, \dots, x^k\} \subset \mathbb{R}^s$ with $x^j \notin B_{\epsilon}(x^i)$ for $j \neq i$ and for $i = 1, \dots, k$. Let $\hat{F}^i = (F^i(x^1), \dots, F^i(x^k))$, for $i = 1, \dots, n$.

Algorithm 1: Heuristic tropical SVM over \mathcal{F}

Result: Heuristic tropical SVM over \mathcal{F}

Input: A train set $\mathcal{S} = \{(\hat{F}^1, Y^1), \dots, (\hat{F}^n, Y^n)\}$

Output: Estimated normal vector $\hat{\omega}$ of a tropical hyperplane

Apply $\{(\hat{F}^1, Y^1), \dots, (\hat{F}^n, Y^n)\}$ to a tropical SVM over $\mathbb{R}^k/\mathbb{R}\mathbf{1}$;

return The output from the tropical SVM over $\mathbb{R}^k/\mathbb{R}\mathbf{1}$;

7. Application 3: Gaussian Examples for Functional Tropical SVMs

As an example of feature vectors in a function space, let us again consider the Gaussian distribution functions. Note that they are frequently used as a good mathematical model for bell-shaped neuronal tuning curves as introduced in the authorized textbook of mathematical neuroscience [9]. Thus it is valuable to measure the distances between tuning curves and classify them based on a tropical hyperplane boundary, which itself can be another tuning curve in tropical SVMs. Note that, in this section, we do not discretize the tuning curves to exploit their smoothness. Instead, we treat a tuning curve as a point in the functional space $(\mathcal{F}, d_{\text{tr}})$.

As in Example 6.1, we let \mathcal{F} be a set of univariate Gaussian distribution functions with μ and σ , and mixtures of these Gaussian distributions with real valued coefficients. To make a problem feasible, we assume that ω is a univariate Gaussian distribution. Then in order to find $\omega \in \mathcal{F}$, we need to optimize the parameters, the mean μ and standard deviation σ from a sample $\mathcal{S} = \{(F^1, Y^1), \dots, (F^n, Y^n)\}$.

Suppose $Y^i = 0$, for $i = 1, \dots, n'$ and $Y^i = 1$, for $i = n', \dots, n$ for $n' < n$. First we optimize in terms of μ to find a normal vector ω .

Algorithm 2: Heuristic method to estimate μ for ω over the set of univariate Gaussian distribution functions

Result: Heuristic estimation of the mean of ω over the set of univariate Gaussian distribution functions

Input: A train set $\mathcal{S} = \{(\hat{F}^1, Y^1), \dots, (\hat{F}^n, Y^n)\}$, $\epsilon, K > 0$, and $m > 0$.

Output: Estimated μ of the normal vector $\hat{\omega}$ of a tropical hyperplane

Fix $\sigma = 1$. ;

Initialize $\mu_0 = -K$ and $D = 0$. ;

for $j \leftarrow 1$ **to** m **do**

 Set ω as an univariate Gaussian distribution function with μ_0 and σ . **for** $i \leftarrow 1$ **to** n **do**

 Set $x^i := \arg \max (F^i + \omega)$.;

 Set $b_i := B_\epsilon(x^i)$. ;

end

 Set $B_1 := \{b_1, \dots, b_{n'}\}$ and $B_2 := \{b_{n'}, \dots, b_n\}$.;

 Set $D = \max\{D, \max\{\text{distances between } b_k \text{ and } b_l : k \neq l\}\}$.;

 Record $(D_i := D, \mu_0)$.;

 Set $\mu_0 := \mu_0 + K/m$.;

end

return μ_0 and a set of $\arg \max \{x^1, \dots, x^n\}$ for $D := \max\{D_1, \dots, D_n\}$;

Once we find an estimated μ for $\omega \in \mathcal{F}$, we can estimate the standard deviation σ for ω .

Algorithm 3: Heuristic method to estimate σ for ω over the set of univariate Gaussian distribution functions

Result: Heuristic estimation of the standard deviation of ω over the set of univariate Gaussian distribution functions

Input: A train set $\mathcal{S} = \{(\hat{F}^1, Y^1), \dots, (\hat{F}^n, Y^n)\}$, $\epsilon, K > 0$, μ estimated and a set of $\arg \max \{x^1, \dots, x^n\}$ from Algorithm 2 and $m > 0$.

Output: Estimated σ of the normal vector $\hat{\omega}$ of a tropical hyperplane

Initialize $\sigma = K$. ;

for $j \leftarrow 1$ **to** m **do**

 Set ω as an univariate Gaussian distribution function with μ and σ . **for** $i \leftarrow 1$ **to** n **do**

 Set $s_i := \max\{(f(x^i) - f(x^i - \epsilon)), (f(x^i) - f(x^i + \epsilon))\}$;

end

 Set $\sigma := \sigma - K/m$.;

end

return σ for $i := \arg \min_i \{s_1, \dots, s_n\}$;

Remark 7.1. Suppose \mathcal{F} is a set of all univariate Gaussian distribution. Then Algorithm 2 estimates μ to minimise the error term in Equation (23). Algorithm 3 estimates σ to minimise the regularization terms in Equation (23).

Algorithm 4: Heuristic method to estimate μ and σ for ω over the set of univariate Gaussian distribution functions

Result: Heuristic tropical SVM over the set of univariate Gaussian distribution functions

Input: A train set $\mathcal{S} = \{(\hat{F}^1, Y^1), \dots, (\hat{F}^n, Y^n)\}$, $\epsilon, K > 0$, and $m > 0$.

Output: Estimated μ and σ of the normal vector $\hat{\omega}$ of a tropical hyperplane

Run Algorithm 2. ;

Run Algorithm 3. ;

return σ and μ from Algorithms 2 and 3;

Remark 7.2. Algorithms 2, 3, and 4 assume that ω is a univariate Gaussian distribution with the mean μ and the standard deviation σ . In general ω can be a mixture of univariate Gaussian distributions with real valued coefficients.

Example 7.3. Again, we will use F_1, F_2, F_3 and $F_4 \in \mathcal{F}$ in Example 6.1 and Figure 9, which are in \mathcal{F} , a set of univariate Gaussian distribution functions with μ and σ , and mixtures of these Gaussian distributions with real valued coefficients.

Suppose we want to classify $\{F_1, F_2\}$ and $\{F_3, F_4\}$ and we fix $\epsilon = 1$. In order to simplify the problem, we assume that ω is a univariate Gaussian distribution. Then we want to maximize over $\omega \in \mathcal{F}$ such that:

$$\begin{aligned} & \max_{z \in \mathbb{R}} z \\ & z \leq \max_{x \in \mathbb{R}} (F_1(x) + \omega(x)) - \max_{z \in B_1(x^*: x^* = \max(F_1(x) + \omega(x)))} (F_1(z) + \omega(z)) \\ & z \leq \max_{x \in \mathbb{R}} (F_2(x) + \omega(x)) - \max_{z \in B_1(x^*: x^* = \max(F_2(x) + \omega(x)))} (F_2(z) + \omega(z)) \\ & z \leq \max_{x \in \mathbb{R}} (F_3(x) + \omega(x)) - \max_{z \in B_1(x^*: x^* = \max(F_3(x) + \omega(x)))} (F_3(z) + \omega(z)) \\ & z \leq \max_{x \in \mathbb{R}} (F_4(x) + \omega(x)) - \max_{z \in B_1(x^*: x^* = \max(F_4(x) + \omega(x)))} (F_4(z) + \omega(z)) \\ & \forall \omega \in \mathcal{F}. \end{aligned}$$

Also to minimize the error we need to satisfy Equation 22.

We assume that ω is a Gaussian distribution function with μ and σ . By the symmetry of F_1 and F_3 and the symmetry of F_2 and F_4 , $\mu = 0$. Then, to minimize the error and satisfy Equation 22, we have to have the maximum of $F_i(x) + \omega(x)$ at $x \leq -1$ for $i = 1, 2$ and the maximum of $F_i(x) + \omega(x)$ at $x \geq 1$ for $i = 3, 4$. In fact, if $\sigma \leq 1$, then, $-1 \leq \text{Argmax}(F_1(x) + \omega(x)) \leq 0$ and $0 \leq \text{Argmax}(F_3(x) + \omega(x)) \leq 1$. Therefore, $\sigma > 1$.

$$\begin{aligned} & \text{Margin}(\omega) \\ & := \min_i \left(\max_{x \in \mathbb{R}} (F_i(x) + \omega(x)) - \max_{z \notin B_1(x^*: x^* = \arg \max(F_i(x) + \omega(x)))} (F_i(z) + \omega(z)) \right) \\ & = \max_{x \in \mathbb{R}} (F_1(x) + \omega(x)) - \max_{z \notin B_1(x^*: x^* = \arg \max(F_1(x) + \omega(x)))} (F_1(z) + \omega(z)) \\ & = F_1(x_*) + \omega(x_*) - F_1(x_* + 1) - \omega(x_* + 1) \\ & \rightarrow F_1(-2) - F_1(-1) (\sigma \rightarrow \infty) \\ & = 0.157. \end{aligned}$$

The margin as a function of σ is summarized in Figure 10 (left). The maximum is attained when $\sigma \rightarrow \infty$ and, thus, $\omega = 0$.

Remark 7.4. With a small $\epsilon > 0$ and for all continuous functions $F^i \in \mathcal{S} \subset \mathcal{F}$, intuitively each constraint for the optimization for tropical SVMs over \mathcal{F} , i.e.

$$z \leq \max_{x \in \mathbb{R}^s} (F^i(x) + \omega(x)) - \max_{z \in B_\epsilon(x^*: x^* = \max(F^i(x) + \omega(x)))} (F^i(z) + \omega(z))$$

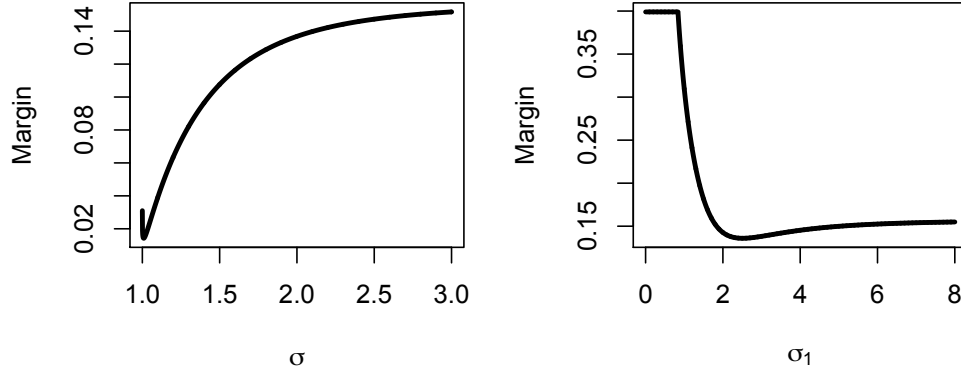


Figure 10. (left) Margin when $\omega(x)$ is a univariate Gaussian distribution function. σ denotes the standard deviation of the Gaussian $\omega(x)$. (right) Margin when $\omega(x)$ is a binary mixture of Gaussian distribution functions. σ_1 denotes the standard deviations of the Gaussian distribution functions in $\omega(x)$.

for each $F^i \in \mathcal{S}$ measures that the steepest “slope” of the function $F^i(x) + \omega(x)$ with all balls with radius $\epsilon > 0$. So z is the smallest value for all such slopes among $F^i \in \mathcal{S} \subset \mathcal{F}$.

Remark 7.5. $\epsilon > 0$ here can be seen as some kind of error term for some random noise of each function to tolerate.

Example 7.6. In the same setting as in example 7.3, we assume that $\omega(x)$ is a binary mixture of Gaussians:

$$\omega(x) = p(x|\mu = -2, \sigma = \sigma_1) + p(x|\mu = 2, \sigma = \sigma_1). \quad (24)$$

When σ_1 is small enough,

$$\begin{aligned} & \text{Margin}(\omega) \\ &:= \min_i \left(\max_{x \in \mathbb{R}} (F_i(x) + \omega(x)) - \max_{z \notin B_1(x^*: x^* = \arg \max (F_i(x) + \omega(x)))} (F_i(z) + \omega(z)) \right) \\ &= \max_{x \in \mathbb{R}} (F_1(x) + \omega(x)) - \max_{z \notin B_1(x^*: x^* = \arg \max (F_1(x) + \omega(x)))} (F_1(z) + \omega(z)) \\ &= F_1(-2) + \omega(-2) - F_1(2) - \omega(2) \\ &= F_1(-2) - F_1(2) \\ &= 0.399. \end{aligned}$$

Otherwise,

$$\begin{aligned} & \text{Margin}(\omega) \\ &:= \min_i \left(\max_{x \in \mathbb{R}} (F_i(x) + \omega(x)) - \max_{z \notin B_1(x^*: x^* = \arg \max (F_i(x) + \omega(x)))} (F_i(z) + \omega(z)) \right) \\ &= \max_{x \in \mathbb{R}} (F_1(x) + \omega(x)) - \max_{z \notin B_1(x^*: x^* = \arg \max (F_1(x) + \omega(x)))} (F_1(z) + \omega(z)) \\ &= F_1(-2) + \omega(-2) - F_1(-1) - \omega(-1) \\ &= 0.157 + \frac{1}{\sqrt{2\pi}\sigma_1} + \frac{e^{-\frac{16}{2\sigma_1^2}}}{\sqrt{2\pi}\sigma_1} - \frac{e^{-\frac{1}{2\sigma_1^2}}}{\sqrt{2\pi}\sigma_1} - \frac{e^{-\frac{9}{2\sigma_1^2}}}{\sqrt{2\pi}\sigma_1} \\ &\rightarrow 0.157 \quad (\sigma_1 \rightarrow \infty). \end{aligned}$$

The margin as a function of σ_1 is summarized in Figure 10 (right).

Remark 7.7. *The constant margin region in Figure 10 (right) has an finite dimensional vector space analogue in Section 5.3, where the maximum margin is attained at different normal vectors ω and adding $(c, c, 0, 0, \dots, 0)$ to the vector ω does not change the margin.*

Remark 7.8. *If we assume that $\omega(x)$ is a tertiary mixture of Gaussians,*

$$\omega(x) = c_1 p(x|\mu = -2, \sigma = \sigma_1) + c_0 p(x|\mu = 0, \sigma = \sigma_0) + c_1 p(x|\mu = 2, \sigma = \sigma_1), \quad (25)$$

the second term causes misclassification when it is large or hides when it is small. Thus it suffices to consider the binary mixtures of Gaussians.

8. Discussion

We show the generalization error bounds for tropical SVMs over the tropical projection space $\mathbb{R}^d/\mathbb{R}\mathbf{1}$ which is isometric to \mathbb{R}^{d-1} . These bounds still depend on the dimension d and if we fix the sample size n , these bounds do not make sense and we cannot extend these bounds for tropical SVMs over a function space \mathcal{F} with tropical metric d_{tr} . For future work it is interesting to obtain generalization error bounds for tropical SVMs over a function space \mathcal{F} with tropical metric d_{tr} . In addition, computational experiments show that tropical SVMs over $\mathbb{R}^d/\mathbb{R}\mathbf{1}$ have much lower error rates than ones of L_2 norm SVMs over \mathbb{R}^d when we fix the sample size and grow the dimension d . It seems these error rates are bounded by some constant. We are interested in tighter generalization error bounds for tropical SVMs over the tropical projection space $\mathbb{R}^d/\mathbb{R}\mathbf{1}$.

The generalization error bound for tropical SVMs was derived without any assumptions on data distributions. Specifically, the bound was derived purely combinatorially only based on the shapes of the hyperplanes. Algorithmic details of tropical SVMs are not yet taken into account. Thus it is not surprising that the tropical SVMs under the max-plus algebra outperform in the case where a few axes are much more informative than the others. Thus the evaluation of the tropical SVM in computational experiments gave complementary information.

The max-plus algebra also leads to the anomalous $\log n$ scaling behaviors in the tropical distance d_{tr} between random vectors of length n and its scaling behavior is the direct consequence of the extreme value statistics. As it is also essential for the theoretical explanation of the robustness of tropical SVMs against the curse of dimensionality, extreme value statistics play the key role in the computation with the tropical metric.

For computational experiments, we used software developed by [28]. Tang et al. developed heuristic methods for hard margin and soft margin tropical SVMs over $\mathbb{R}^d/\mathbb{R}\mathbf{1}$ since it is infeasible to compute them in practice how they formulated [28]. We conjecture that computing optimal separating tropical hyperplanes for tropical SVMs is NP-hard, however, we still do not know the exact computational time complexity in terms of n and d .

References

- [1] AMÉNDOLA, C., KLÜPPELBERG, C., LAURITZEN, S. and TRAN, N. (2020). Conditional Independence in Max-linear Bayesian Networks. Available at <https://arxiv.org/abs/2002.09233>.
- [2] BARTLETT, P. L. and MENDELSON, S. (2003). Rademacher and Gaussian Complexities: Risk Bounds and Structural Results. *J. Mach. Learn. Res.* **3** 463–482.

- [3] BOSER, B. E., GUYON, I. M. and VAPNIK, V. N. (1992). A Training Algorithm for Optimal Margin Classifiers. In *Proceedings of the 5th Annual ACM Workshop on Computational Learning Theory* 144–152. ACM Press.
- [4] BRADLEY, P. S. and MANGASARIAN, O. L. (1998). Feature Selection via Concave Minimization and Support Vector Machines. In *Proceedings of the Fifteenth International Conference on Machine Learning. ICML '98* 82–90. Morgan Kaufmann Publishers Inc., San Francisco, CA, USA.
- [5] BURGESS, J. C. (1998). A Tutorial on Support Vector Machines for Pattern Recognition. *Data Mining and Knowledge Discovery* **2** 121–167.
- [6] HUNG-CHIH CHIANG, MOSES, R. L. and POTTER, L. C. (2000). Model-based classification of radar images. *IEEE Transactions on Information Theory* **46** 1842–1854.
- [7] COHEN, J. Y., HAESLER, S., VONG, L., LOWELL, B. B. and UCHIDA, N. (2012). Neuron-type-specific signals for reward and punishment in the ventral tegmental area. *Nature* **482** 85–8.
- [8] CORTES, C. and VAPNIK, V. (1995). Support-Vector Networks. In *Machine Learning* 273–297.
- [9] DAYAN, P. and ABBOTT, L. F. (2001). *Theoretical Neuroscience*. MIT Press.
- [10] GÄRTNER, B. and JAGGI, M. (2006). Tropical support vector machines. ACS Technical Report. No.: ACS-TR-362502-01.
- [11] GUERMEUR, Y. (2007). How sure are you that large margin implies low VC dimension. *Journal of Machine Learning Research* **8** 2551–2594.
- [12] GUMBEL, E. J. (2004). *Statistics of Extremes*. Dover.
- [13] J., F. and R., L. (2006). Statistical challenges with high dimensionality: feature selection in knowledge discovery. *Proceedings of the International Congress of Mathematicians III* 595–622. In: Sanz-Sole M, Soria J, Varona JL, Verdera J, editors.
- [14] J., F. and Y., R. (2006). Statistical analysis of DNA microarray data in cancer research. *Clin Cancer Res.* **1;12** 4469–73. doi: 10.1158/1078-0432.CCR-06-1033. PMID: 16899590.
- [15] JAGGI, M., KATZ, G. and WAGNER, U. (2008). New Results in Tropical Discrete Geometry.
- [16] MACLAGAN, D. and STURMFELS, B. (2015). *Introduction to Tropical Geometry. Graduate Studies in Mathematics 161*. American Mathematical Society, Providence, RI.
- [17] MATSUMOTO, H., TIAN, J., UCHIDA, N. and WATABE-UCHIDA, M. (2016). Midbrain dopamine neurons signal aversion in a reward-context-dependent manner. *Elife* **5** e17328.
- [18] MIURA, K. (2013). A Semiparametric Covariance Estimator Immune to Arbitrary Signal Drift. *Interdisciplinary Information Sciences* **19** 35–41.
- [19] MIURA, K., OKADA, M. and AMARI, S. (2005). Unbiased estimator of shape parameter for spiking irregularities under changing environments. *Advances in Neural Information Processing Systems* **18** 891–8.
- [20] MIURA, K., OKADA, M. and AMARI, S. (2006). Estimating spiking irregularities under changing environments. *Neural Comput.* **18** 2359–86.
- [21] MIURA, K., TSUBO, Y., OKADA, M. and FUKAI, T. (2007). Balanced excitatory and inhibitory inputs to cortical neurons decouple firing irregularity from rate modulations. *J Neurosci.* **27** 13802–12.
- [22] MOHRI, M., ROSTAMIZADEH, A. and TALWALKAR, A. (2018). *Foundations of Machine Learning*, 2 ed. *Adaptive Computation and Machine Learning*. MIT Press, Cambridge, MA.
- [23] OKUN, M., STEINMETZ, N., COSSELL, L., IACARUSO, M. F., KO, H., BARTHÓ, P., MOORE, T., HOFER, S. B., MRSIC-FLOGEL, T. D., CARANDINI, M. and HARRIS, K. D. (2015). Diverse coupling of neurons to populations in sensory cortex. *Nature* **521** 511–515.
- [24] PAGE, R., YOSHIDA, R. and ZHANG, L. (2020). Tropical principal component analysis on the space of phylogenetic trees. *Bioinformatics* **36** 4590–4598.
- [25] PENG, B., WANG, L. and WU, Y. (2016). An Error Bound for L1-Norm Support Vector Machine Coefficients in Ultra-High Dimension. *J. Mach. Learn. Res.* **17** 8279–8304.

- [26] STRINGER, C., PACHITARIU, M., STEINMETZ, N., REDDY, C. B., CARANDINI, M. and HARRIS, K. D. (2019). Spontaneous behaviors drive multidimensional, brainwide activity. *Science* **364** 255-8.
- [27] TAKAHASHI, T., MARUYAMA, Y., ITO, H. and MIURA, K. (2019). Assessing the Impacts of Correlated Variability with Dissociated Timescales. *eNeuro* **6** ENEURO.0395-18.2019.
- [28] TANG, X., WANG, H. and YOSHIDA, R. (2020). Tropical Support Vector Machines and its Applications to Phylogenomics. Available at <https://arxiv.org/abs/2003.00677>.
- [29] VAPNIK, V. N. (2000). *The Nature of Statistical Learning Theory*, 2nd edition ed. Springer.
- [30] YOSHIDA, R., ZHANG, L. and ZHANG, X. (2019). Tropical Principal Component Analysis and its Application to Phylogenetics. *Bulletin of Mathematical Biology* **81** 568–597.
- [31] ZHANG, L. and ZHOU, W. (2010). On the Sparseness of 1-Norm Support Vector Machines. *Neural Netw.* **23** 373–385.