
SKILLNER: MINING AND MAPPING SOFT SKILLS FROM ANY TEXT

Silvia Fareri

Giacomo Brodolini Foundation, Marco Biagi Foundation
University of Modena e Reggio Emilia
silvia.fareri@gmail.com

Nicola Melluso

Department of Energy Systems, Territory and Construction Engineering
University of Pisa
nicola.melluso@phd.unipi.it

Filippo Chiarello

Department of Energy Systems, Territory and Construction Engineering
University of Pisa

Gualtiero Fantoni

Department of Civil and Industrial Engineering
University of Pisa

ABSTRACT

In today's digital world there is an increasing focus on soft skills. The reasons are many, however the main ones can be traced down to the increased complexity of labor market dynamics and the shift towards digitalisation. Digitalisation has also increased the focus on soft skills, since such competencies are hardly acquired by Artificial Intelligence Systems. Despite this growing interest, researchers struggle in accurately defining the soft skill concept and in creating a complete and shared list of soft skills. Therefore, the aim of the present paper is the development of an automated tool capable of extracting soft skills from unstructured texts. Starting from an initial seed list of soft skills, we automatically collect a set of possible textual expressions referring to soft skills, thus creating a Soft Skills list. This has been done by applying Named Entity Recognition (NER) on a corpus of scientific papers developing a novel approach and a software application able to perform the automatic extraction of soft skills from text: the SkillNER. We measured the performance of the tools considering different training models and validated our approach comparing our list of soft skills with the skills labelled as transversal in ESCO (European Skills/Competence Qualification and Occupation). Finally we give a first example of how the SkillNer can be used, identifying the relationships among ESCO job profiles based on soft skills shared, and the relationships among soft skills based on job profiles in common. The final map of soft skills-job profiles may help academia in achieving and sharing a clearer definition of what soft skills are and fuel future quantitative research on the topic.

1 Introduction

Academia and industry have shown a growing interest on soft skills in the last few years. The focus of scholars and practitioners on this topic has grown for many reasons, but the main one is (counterintuitively) digitalisation. It is known that the impact of digitalisation is widespread (Van Laar et al, 2017) and heterogeneous (Galati et al., 2017), but is also evident that many studies outline the importance of acquiring soft skills in order to face the digital wave (Chryssolouris et al., 2013; Gorecky et al., 2014; Weber, 2016), stressing that a competence gap in this context will have a negative impact on the workforce (Frank et al., 2019; Bauer et al., 2011; Bridgstock, 2011; Dobrunz et al., 2006;

Haukka, 2011; Cooper and Tang, 2010). The fear of robotisation seems to be the main driver of the increasing focus on soft skills. An emblematic work (Frey et al., 2017) estimated that around 47% of jobs are at high-risk of robotisation, especially the ones characterized by routine tasks. Anyway, the results look encouraging for job profiles characterized by a high soft-content, since the professional profiles assigned to the low-risk category are the ones characterized by an higher presence of soft skills. Indeed many scholars worked in the last years on soft skills looking for innovative ways to facilitate their development (Sanz et al., 2019; Tseng et al., 2019; Duran-Novoa et al., 2011), their assessment (Bohlouli, et al., 2017), their comprehension (Chechurin et al., 2016) or more specifically identifying how they impact digital jobs (Hendon et al., 2017). Despite this increasing focus, what emerges is that there are many relevant limitations to the current approaches and gaps in the literature regarding the study of soft skills:

- approaches are mainly qualitative thus human labour intensive and hardly replicable;
- it is hard to converge (with a top-down approach) to a common definition of soft skills (Robles, 2012; Mitchell, 2010; Schultz, 2008; Evenson, 1999);
- it is hard to create (with a bottom-up approach) a complete list of all the skills that can be considered “soft”;
- it is not clear if (and eventually what kind) a relationship exists between soft skills (e.g. in the way soft skills are shared by job profiles) (Hendon et al., 2017).

These limitations make it hard to increase our knowledge in the context of soft skills. In the present paper, we propose a method based on Natural Language Processing (NLP) in order to overcome these gaps. The method has the goal of automatically collecting soft-skills from documents and investigating the existing relationships between these skills. We relied on a specific class of NLP algorithms, Named Entity Recognition (NER) or Entities Retrieval Approaches (Nadeau et al, 2017; Etzioni et al, 2005; Ritter et al, 2011) systems. These algorithms are able to collect all the entities of a pre-defined type contained in the documents. In order to understand the value of the present paper, the reader has to take into consideration that it is not a straightforward task to apply standard NER systems for the automatic extraction of soft-skills, since state of the art NER systems are based on supervised classifiers. For a supervised classifier to work, many (i.e. tens of thousand) examples of manually tagged entities are needed: this is why these algorithms perform well on tagging entities such as names of people, places and products. In the case of soft skills (a rare and ill-defined entity), creating high-quality manually annotated corpus requires the work of experts in the field (with the many limitations listed above). In order to build a reliable entity recognition system it is crucial to define a validated list of soft skills and to take into account the linguistic context in which each skill appears. For this reason, we use the following approach: we exploit experts’ consultation to build linguistic rules to define a list of clues (words indicating the presence of a soft skill) and a list of soft skills. These two lists are the constituent elements of what we have called Extraction Context, sentences and fragments of sentences containing (with a high likelihood) a soft skill. The Extraction Context is what we use to build our NER system, the SkillNER. This approach helps to increase the precision and recall of our entity extraction system and to assess the quality of the output. We further confronted our system with a system built over the ESCO¹ Transversal Skills. This analysis demonstrated that for the extraction of soft skills from any text it is crucial to understand the linguistic context in which a skill appears. The paper is structured as follows: firstly, we give an overview of the existing studies on soft-skills and of the Competence Classification Systems together with analyses which have already been performed on such databases. Secondly, the methodology adopted to reach the objective of building an entity extraction system for soft skills. Then, we show a graph based analysis of soft skills carried out on the ESCO (European Skills/Competence Qualification and Occupation) database. At last, we discuss the limitations of the proposed approach and possible future developments focusing on potential stakeholders and fields of application of the proposed system.

2 Literature Review

Soft skills are considered ever more relevant in a world focused on digitalization; unfortunately, the topic lacks scientific methodologies to be studied. Through the prior art, the authors try to explain why, giving also an overview of the databases and algorithms subsequently adopted. The state-of-art is structured as follows: first of all, the authors give demonstrations of the lack of a common definition of soft skills (which is definitely a signal of the complexity of the domain analyzed), and the markedly increased interest on the topic, visualizing the trend of citation on the last 20 years. Then, they give an overview of the main skill databases and the analyses performed considering them as primary sources. Finally, a brief description of Named Entity Recognition (NER) algorithms is presented.

¹(European Skill/Competence Qualification and Occupation)

Soft Skills Naming	Source
Life skills	(WHO, 1993)
Transversal skills	(ISFOL, 1998)
Generic Competences	(Tuning Project, 2000)
Key competences for a Successful life and a well functioning society	(OECD, 2003;2012)
Key competences for lifelong learning	(UE, 2006)
21st centuries skills	(Ananiadou & Claro, 2009)
Transferable skills	(RPIC-VIP, 2011)
Future Work skills	(ITFE, 2010)
Soft skills for Talent	(Manpower Group, 2014)
Skills for social progress	(OECD, 2015)

Table 1: Heterogeneous naming of soft skills from the most reliable references (Cinque, 2015)

Soft Skill Definition	Source	Citations
Soft skills are interpersonal qualities, also known as people skills, and personal attributes that one possesses.	Robles, 2012	907
Soft Skills = Interpersonal (People) Skills + Personal (Career) Attributes.	Robles, 2012	907
People skills promote a positive attitude, effective communication, respectful interaction, and the ability to remain composed in difficult situations	Evenson, 1999	407
Soft skills refer to the cluster of personality traits, social graces, facility with language, personal habits , friendliness, and optimism that mark people to varying degrees.	Schulz, 2008	353
Soft skills describe career attributes that individuals should possess, such as team skills, communication skills, ethics, time-management skills, and an appreciation for diversity.	Mitchell, 2010	89

Table 2: Heterogeneous definitions of soft skills from the most cited references

2.1 Soft skills: a hot Topic, a complex Domain

Soft skills not only have a key role for withstanding the penalizing effects of computerization on employment (Frey, 2017), but they are ever more considered a critical factor of success (Hungwei Tseng et al., 2018; Deming D. et al., 2017) . Although some researchers tried to make order, conceptualizing soft skills as constructs made by other sub-skills (Blake et al., 2011), they are still a hard theme to study since there are no defined boundaries that delineate the domain. Since there is no common naming for soft skills, different labels have been proposed by Institutions and Academia (a signal that the topic is still hazy). In table 1, we show some of the most reliable ones. (Cinque, 2015)

Furthermore, the complexity is even more accentuated due to the fact that there is no universally recognized definition in literature, thus making it hard to understand its meaning. As evidence of such fuzziness, in table 2 we report the most cited references on Scopus (November 2019) regarding the topic and the definitions they provide.

Our best knowledge shows partially overlapping (and in some cases, contradictory) definitions of soft skills. It is interesting to notice that also the same author gives different formal definitions of the same concept, even if with a similar meaning. If the previous phenomenon occurs in a single author, it is easy to imagine how heterogeneous other definitions can be. Some authors outline the embedded aspects of soft skills such as character traits and certain forms of employment that do not depend on acquired knowledge; other researchers give major light to interpersonal abilities and the capacities of having efficient relationships with colleagues. Although the theme is definitely fuzzy, we lean towards (Robles, 2012) definition, since it seems to be the widest one, capturing the complex nature of soft skills that we agree to be hybrid and made by two macro-classes: the soft skills strictly related to the single individual and the soft skills necessary to optimize relationships with others. Nevertheless, even if it is difficult to define and measure, the extreme contemporary relevance of soft skills is undoubtedly evident. To demonstrate to what extent the interest in the topic is growing, we search for the keyword “soft skill*” on all the fields of Scopus papers (Date: 28/12/2019). We intentionally considered all fields with no particular research restrictions in order to have the whole picture of such a topic. The query returns 7539 papers. The distribution has a well-defined growing trend; in particular, academic papers show a peak of interest after 2014, the same year of release of The Second Machine Age (Brynjolfsson et al., 2014) in

which the authors argued over the automation of cognitive tasks and explaining that humans and machines are perfect substitutes for one another and do not complement each other.

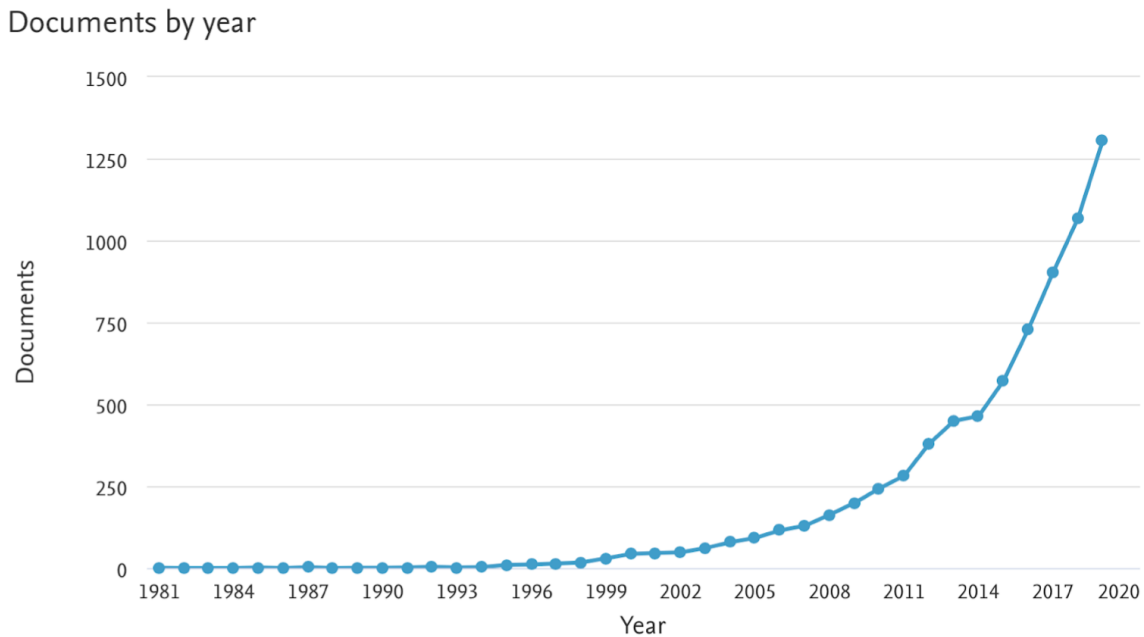


Figure 1: Trend of publication on “soft skills” (all fields) from 1981 to 2019. Source: Scopus. Date: 28/12/2019

Also the distribution of documents that deals with soft skills (represented per research field) is extremely meaningful. We would expect a predominance of papers linked to social science and psychology, instead there is also a high percentage which is related to engineering and computer science that deserves attention. In Fig. 2 we show the distribution of papers per research field from 2000 to 2019. As we can see, social science is the most important area, even if its relevance seems to decrease after 2010 and it is now making the way to an even bigger number of researches belonging to business. Furthermore, the theme is increasingly treated in Arts and Humanities but also in Mathematics, which was totally missing at the beginning of the considered period. Finally, the heterogeneity of fields, proves the interdisciplinarity of the topic and the subtended heterogeneous stakeholders involved.

2.1.1 The Taxonomies of Skills

Another approach to define soft skills from the bottom, is listing them. A remarkable effort in this direction has been done by Taxonomies of Skills. Several taxonomies of skills can be found online, but the primary sources of occupational information are ESCO² (European) and O*NET³ (American). ESCO (European Skill/Competence Qualification and Occupation) is a multilingual classification system for Europe; it classifies jobs, capabilities, competences, and qualifications in Europe that are relevant for the labor market. Through a triangular relationship among skills, profiles, and qualifications, the aim of ESCO is bridging the gap between academia and industry in all of Europe.

The occupation classification corresponds to ISCO-O8, which is the International Standard Classification of Occupations (International Labor Organization, 2008). ESCO is made up of 2942 occupations, 13485 skills, 9606 qualifications and, most of all, their relations. Occupations, skills, and qualifications are all organized into a hierarchy. ESCO structure is based on three pillars (occupations, skills, and qualifications) that are interlinked to show the relationships between them; it also includes information about whether skills and competencies are essential or optional and what qualifications are relevant for each ESCO Occupation. Moreover, it has been developed in an open IT format and it is open source and easy to be collected. O*NET is the American correspondent of ESCO. O*NET is an available online database developed

²<https://ec.europa.eu/esco/portal/home>

³<https://www.onetcenter.org>

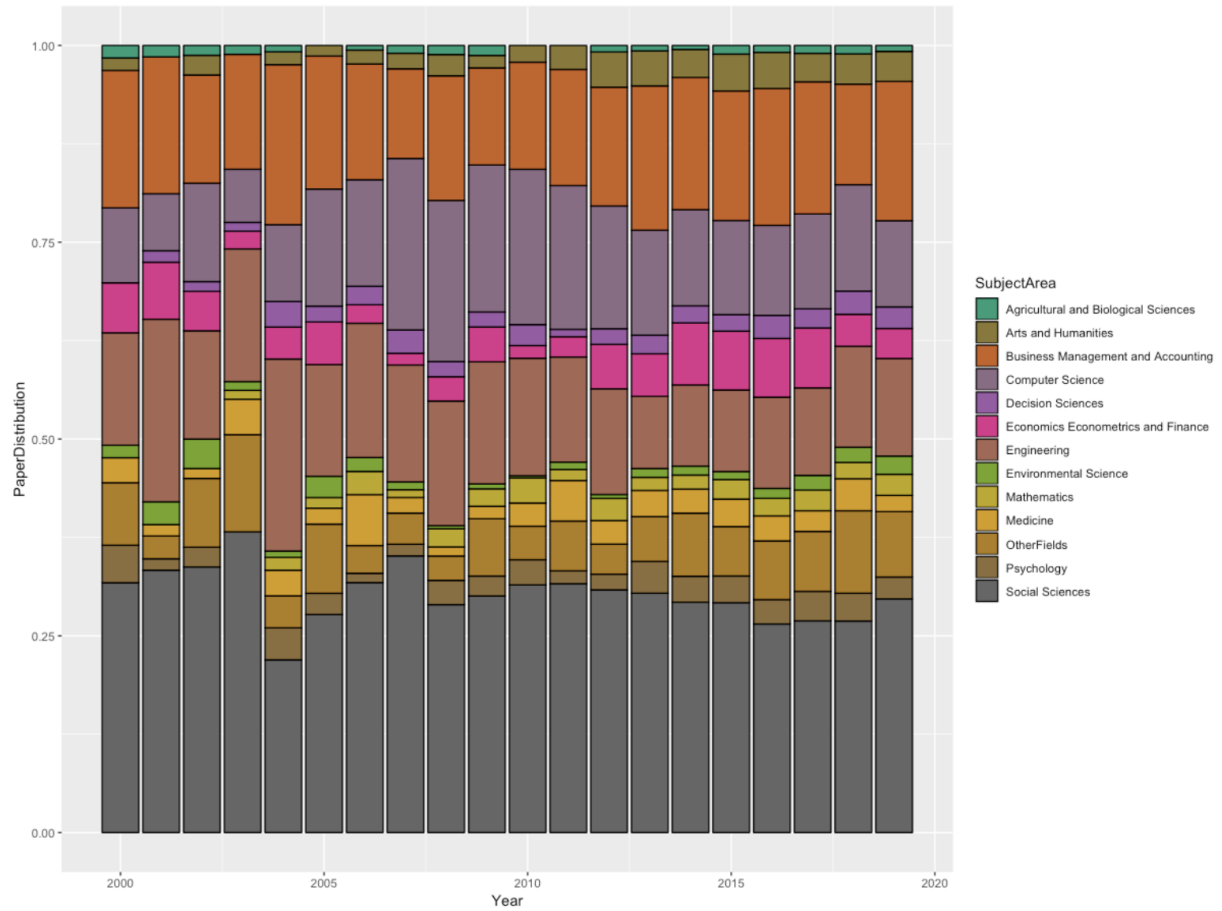


Figure 2: Breakdown of Soft Skills papers from 2000 to 2019 per research fields.

Feature	ESCO	O*NET
N. of Skills or Descriptors	13485	277
N. of Occupations	2942	974
Qualifications	9606	0
Job Classification	ISCO08	SOC
Format	.xls, .txt, MySQL, .RDF	.RDF, .csv, .xls

Table 3: The main quantitative (and qualitative) differences between ESCO and O*NET.

for the U.S Department of Labor which is made of 974 occupations from Standard Occupational Classification (SOC) and their corresponding skills, knowledge, and abilities. The use of SOC makes it possible to analyze professions from multiple perspectives, comparing data from different federal sources, aggregating data on employment from a wide range of job titles, and tracking data over time to identify changes in the labor market. The taxonomy contains abilities, occupational interests, work values, work styles, basic skills, cross-functional skills, domains of knowledge and items related to prior educational experience required to perform in a job, skills related to experience requirements, skills related to occupational requirements and skills related to occupation-specific information. It also contains the tasks and the “tools and technologies” for each occupation. Each job profile has quantitative information about level and importance for every owned skill described above. The conceptual foundation of the O*NET framework is represented in figure 4, which shows the most important information contained in the database.

To summarise, the main quantitative and qualitative differences between the two taxonomies are shown in table 3.

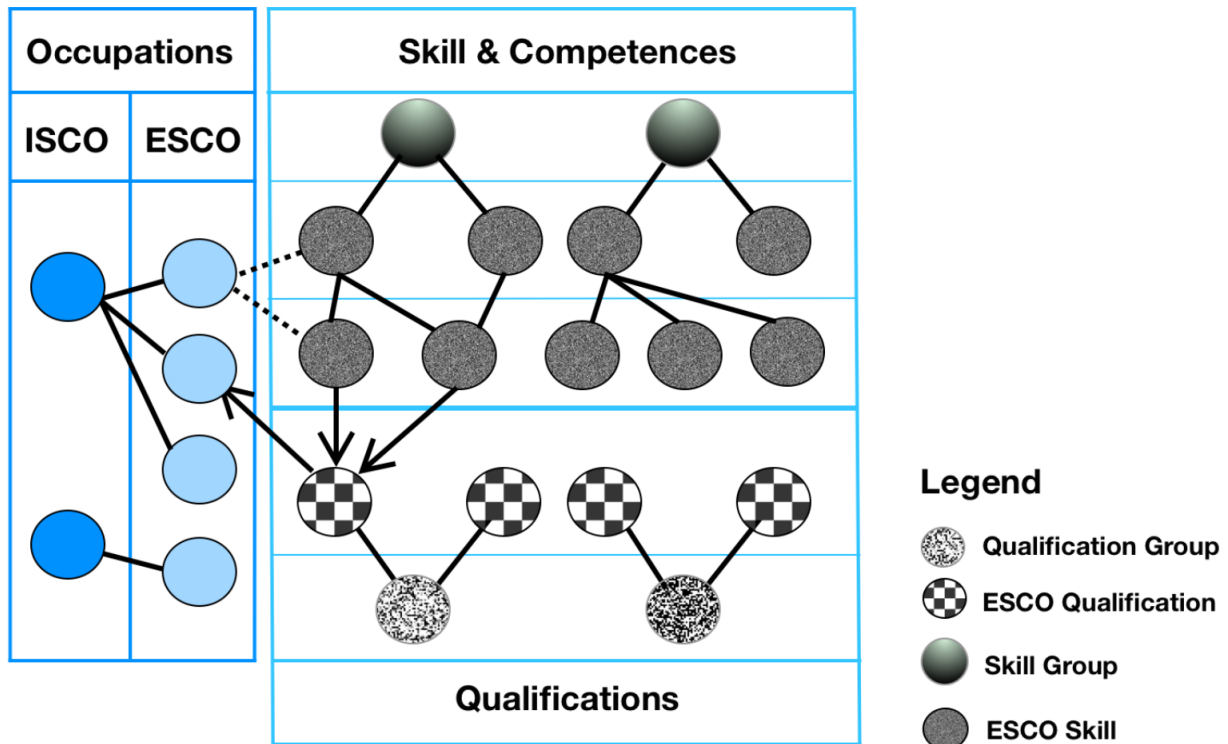


Figure 3: The Three Pillars approach. The relationship between groups of skills/qualifications and single elements is hierarchical. One ISCO occupation could correspond to multiple ESCO occupations or to a single one. Each ESCO occupation is characterized by a heterogeneous number of skills (essential or optional). The database shows which is the necessary learning path to acquire a specific qualification and which qualifications are relevant for each ESCO occupation.

As we can deduce from both Fig. 3 and Fig. 4, the granularity of the occupations (and skills) is extremely different, as can be inferred from the values in table 3. In contrast to O*NET, ESCO contains almost 10000 qualifications defined as the assessment and validation of individual learning outcomes; they are owned and managed by the European Member States. ESCO also has a greater level of detail than O*NET, having 6 times the number of skills and 3 times the number of job profiles (of O*NET). Furthermore, ESCO contains a large number of heterogeneous skills, which are frequently assigned only to a single job profile. On the contrary, O*NET has all the descriptors of figure 4 assigned to every job profiles, which differ only for their importance and level values (ranging from 0 to 100). Finally, there is not clear distinction between hard and soft skills in O*NET, while around 110 skills are labelled as transversal⁴ in ESCO (v1.0.3); however, also ESCO has some weakness, because its soft skills are too abstract to be assigned to a specific job profile⁵ and their number is still limited.

2.1.2 The Use of ESCO and O*NET as data-sources

ESCO and O*NET, as shown in figure 5, are frequently used by researchers to extract information on skills and job profiles. The main insights shown in the proposed map are:

- a group of papers reports results about the detection of employment drivers of change and the measures used to define the susceptibility of workers to automation. The techniques addressed in these papers belong to the field of econometrics (Frey et al., 2017; Arntz et al., 2017; Autor et al., 2009; Acemoglu et al., 2011; MacCrory et al., 2014);

⁴File transversalSkillCollection.csv

⁵<https://ec.europa.eu/esco/portal/document/it/87a9f66a-1830-4c93-94f0-5daa5e00507e>

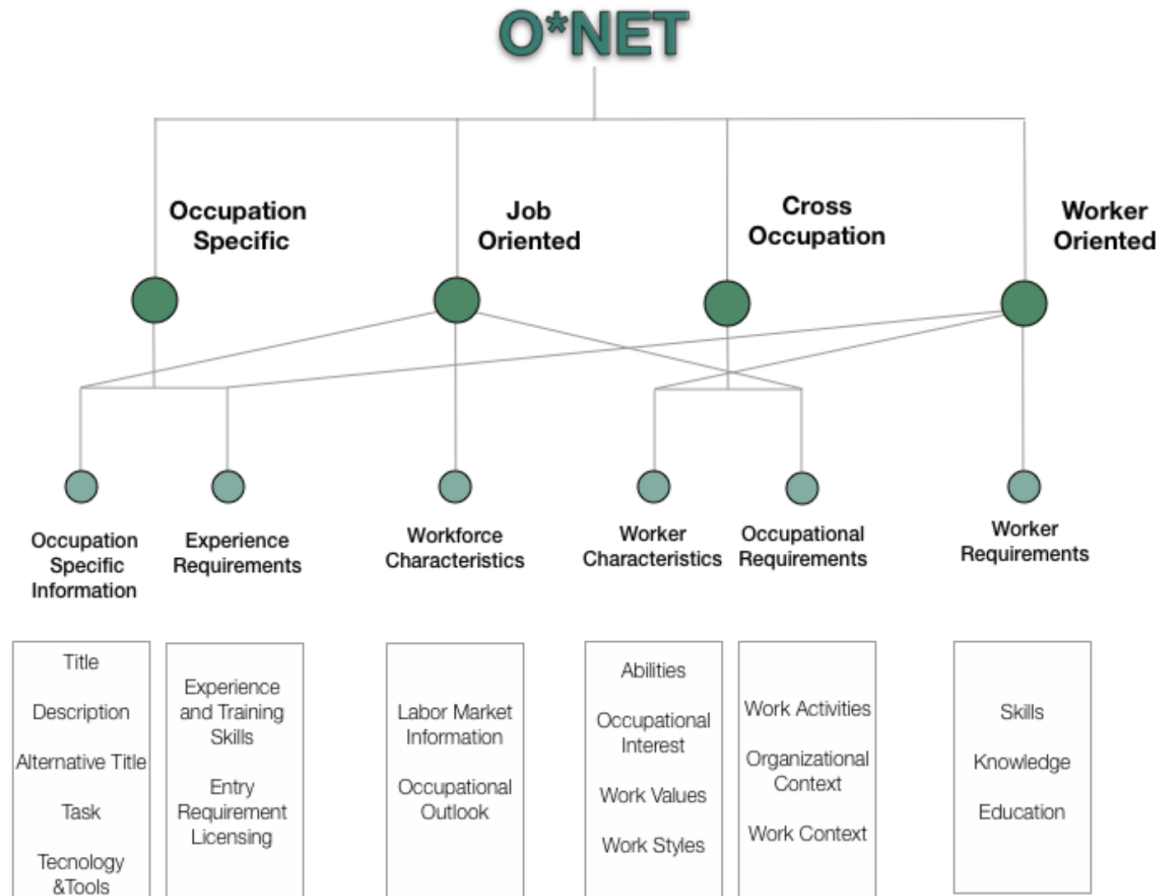














Figure 4: The O*NET content model. <https://www.onetcenter.org/content.html>

- other papers focus on the development of further skills taxonomies or entity extraction (Boselli et al., 2018; Karakatsanis et al., 2017; Alabdulkareem et al., 2018; Colombo et al., 2019), data comparison (Thompson et al., 2010) and data linking (Mirski et al., 2017; Fernández-Sanz et al., 2017; Alfonso-Hermelo et al., 2019, Pryima et al, 2018);
- the approaches for predictive purposes (Frey et al., 2017; Acemoglu et al., 2011) and effective policy design (Alabdulkareem et al., 2018; Autor et al., 2009; MacCrory et al., 2014) are mainly founded on O*NET, maybe because its level of detail (ESCO has a finer grain of occupations and skills) suits better the level of detail required for econometrics. The difference between the econometric analysis and recruitment related problems study is that the first one studies a global behavior and it needs a database that has a low level of detail; on the other hand, the second case requests a micro analysis;
- there exists a frequent (Mirski et al., 2017; Alfonso-Hermelo et al., 2019; Pryima et al, 2018) attempt of improving the effectiveness of the recruitment process thanks to the linkage of skills to the ESCO framework;
- there are several attempts to build bridges between universities and market requirements, particularly through text mining techniques (Fernández-Sanz et al., 2017; Colombo et al., 2019; Thompson et al., 2010);
- to our best knowledge, no research about firms' skill assessment developed through ESCO and O*NET exists; this may be due to the fact that the process is made internally and the value obtained is not shared.

Overall, the table contains works that respond to the needs of the public sector (with respect to the private one). This can be due to two main facts:

1. work and jobs related information changes from company to company;

SECTOR	PRIVATE			PUBLIC	
STAKEHOLDER	FIRMS			INSTITUTIONS	
NEED	RECRUITMENT	ASSESSMENT	FORESIGHT	POLICY DESIGN	JOB-KNOWLEDGE BRIDGE
DATABASE	   		 	  	  

Legend:

	Result	(n) Authors		
	Entity Extraction	(1) Boselli R. et al., (2018)	(5) Frey B., et al. (2017)	(9) MacCrory F., et al. (2014)
	Entity Link	(2) Fernández-Sanz, L., et al. (2017)	(6) Acemoglu et al. (2011)	(10) Alfonso-Hermelo D., et al. (2019)
	Entity Comparison	(3) Karakatsanis et al. (2017)	(7) Mirski P., et al. (2017)	(11) Colombo, E., et al. (2019)
	Employment Change Measurement	(4) Alabdulkareem A., et al. (2018)	(8) Autor D., et al. (2009)	(12) Thompson, K., et al. (2010)
	Automation Risk Measurement			(13) Pryma, S, et al. (2018)

Figure 5: Literature review map, representation by authors. The map should be read as follows: the author "n" responds to the need of the stakeholder "k", who belongs to sector "m", offering "p" as the main result of his analysis and as a possible support/response to his need, analyzing the database "o".

2. there exists a reluctance of private sector to publish this kind of data.

What seems to be missing (and critical for the authors) is a solution which responds to multiple stakeholders and that is source independent, so that it can be tested also on both on public and private data.

2.1.3 Named Entity Recognition

As stated in section 1, in the present paper we try to solve the lack of methodological and data-driven approaches for soft-skills identification using Natural Language Processing (NLP), and in particular Named Entity Recognition (NER) Tools (Harrag, 2014). Information extraction from unstructured documents is a task that has been subject of active research for several years in the community of Artificial Intelligence (Harrag, 2014) and Computer Engineering (Choudhary et al., 2009). Current approaches focus on processing text in order to make a meaningful representation of concepts (and their relationships) contained in documents (Piskorski, 2013; Gildea, 2014; Liu et al., 2020). In particular, NER consists of detecting lexical units in a word sequence that refers to a predefined entity, thus determining what kind of entity the unit is referring to (e.g. persons, locations, organizations.). The methods used for NER are various:

1. terminological-driven NER: aims to map mentions of entities within texts to terminological resources (e.g. wikipedia) (Nadeau et al, 2017);
2. rule-based NER: uses lexicons, regular expressions and lexical information to express knowledge based systems able to extract a certain type of entity (Sari et al, 2010);
3. corpus-based NER: uses manually tagged text corpora (training set) to train machine learning (ML) algorithms (Quinlan, 1986; Suykens, 1999; Lafferty et al, 2001; McCallum et al, 2010)

NER has been successful in different languages and different domains. It can provide crucial, although shallow, semantic information for tasks such as question answering (Abujabal et al, 2018; Blanco-Fernández et al., 2020), topic disambiguation (Fernández, N. et al. 2012) or detection (Krasnashchok et al, 2018; Lo et al., 2017, Al-Nabki et al., 2019) and revealment of elements relationships (Sarica et al., 2020; Amal et al., 2019). Furthermore, NER has proved to be effective in broader applications, such as user profiling (Nicoletti et al., 2013) and ontology development on unconventional domains (Oliva et al., 2019; Rodrigues et al., 2019). Anyway, since NER is a classification task, for using the most advanced approach in terms of accuracy (corpus-based NER uses deep neural networks) (Devlin et al, 2018), a training set is needed, i.e. a set of manually annotated documents. Since manually annotated data is rarely available, there are only a few types of entities that can be mined with high accuracy, even by the most sophisticated deep learning systems. Applying NER systems trained to extract a specific entity in a specific domain (e.g. names

of persons from scientific papers) to extract another kind of entity from a novel domain (e.g. names of cities from Twitter) yield to a certain failure (Ciaramita et al, 2005). This problem is increased due to the partial inconsistencies in the manual tagging procedure, especially in domains where manual tagging requires very specific expertise (i.e. the soft-skill one). Thus at the state of the art, NER systems could be considered effective only if the system is designed by experts in NLP and domain experts (Chiarello et al, 2018).

2.2 Materials and Methods

The goal of this study is to develop a system that automatically detects and extracts soft skills from text. We deal with this objective by building a Named Entity Recognition system. In Section 3.1 we describe the linguistic features that the Named Entity Recognition system uses; in Section 3.2 we focus on describing how soft skills appears in the text introducing the Extraction Context; in Section 3.3 we report the methodological steps undertaken the design of our system, in particular, focusing on the Clue Extraction, Skill Extraction and Training.

2.2.1 Linguistic Features for Named Entity Recognition

A rule-based Named Entity Recognition system relies on using a set of rules defined by human experts to extract entities. For example, one rule could be expressed as “if a proper noun follows a person’s title, such as ‘Mr’, then the proper noun is a person’s name”. Hence this approach takes a set of pattern that consists of the combination of two elements:

- lexical, grammatical and syntactic features;
- defined lists of words.

In the case of the detection of the name of a person the rule takes into account the grammatical feature of a word (proper noun) combined with the word “Mr”. Also a corpus-based NER system uses the linguistic features of a text to take advantage of the machine learning algorithms: these algorithms are trained using sets of features extracted from annotated datasets.

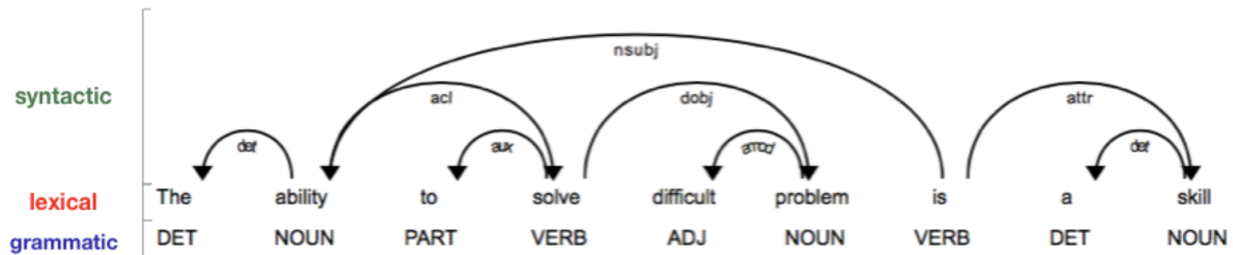


Figure 6: Example of linguistic features of a sentence

Figure 6 shows an example of linguistic features of a sentence. The lexical feature represents the sentence as a list of tokens (contiguous characters between two spaces, or between a space and punctuation marks). The grammatical feature represents the sentence by the part-of-speech of each token. Finally, the syntactic feature, which is obtained by using a dependency parser, represents the logical relationship between the words. The syntactic layer can be represented with a tree structure, where the words are connected to each other by arcs that are labelled by the name of the relation. This is particularly important for our process because soft skills can also be noun chunks. Noun chunks are base noun phrases, flat phrases that have a noun as their head. In short, it is possible to think of noun chunks as a noun plus the words describing the noun – for example, “lavish green grass” or “world’s largest tech fund”. We define the rules of our system relying on these linguistic annotations. The rules are defined as patterns to identify words, phrases and relationships according to the following syntax:

- LEMMA: access to the lexical feature of a token
- POS: access to the grammatical feature of a token
- DEP: access to the syntactic feature of a token

With this syntax we access either a single or a multiple linguistic feature. Here we have an example of pattern:

```
["LEMMA": "active", "POS": "VERB"]
```

In this case, we are searching for an entity made of two words, whose first one has the lexical feature equal to “active”, while the second one has the grammatical feature equal to a verb. Namely, with this rule we capture phrases such as “active listening”, “active learning” or “active practicing”. The power of extracting and combining these features from the text is given by the “Rule-based matching engine” of Spacy (Honnibal et al. 2017), that is an open-source software library for Natural Language Processing, written in Python and Cython. This tool gives access to the tokens within the document and their relationships using the pattern above mentioned. In section 3.3 we show in detail how we define our patterns used to build our Named Entity Recognition model.

2.2.2 Extraction Context of Soft Skills

Building a NER system that extracts soft skills requires the study of the behavior of these entities when they appear in the text. The first problem was understanding which are the structured and recurrent patterns to detect them. In this study, we started from the hypothesis that a soft skill frequently appears preceded by recurrent textual patterns. The combination of the latter and the soft skill embodies what we call extraction context. The extraction context consists of the following elements:

- The Entity: a linguistic sign (i.e., one word or a set of words), that makes reference to the concept;
- The Clue: a set of terms, lexical expressions or recurrent patterns correlated with the appearance of the entity .

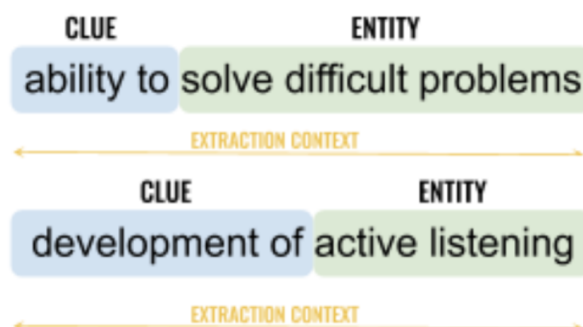


Figure 7: Examples of extraction contexts

Figure 7 shows an example of two extraction contexts that represent the clues and their associated entities.

The example in Figure 7 suggests that if in a sentence appears “ability to” or “development of” we have high probability that what is following is a soft skill. However, we know that a skill cannot always be preceded by a clue. Therefore, we can say that not all the extraction contexts contain a clue: very often the extraction context coincides with the skill itself. For example, in the sentence “the evaluation of participants is based on the assessment of their level of critical thinking and problem solving” we have two extraction contexts made of “level of critical thinking” and “problem solving”. In the first we have the clue “level of”, while in the second no clue appears. The definition of clue, namely a piece of information used to detect a certain hidden entity, is crucial for our work. If we know the recurrent patterns in the text which can usually refer to a soft skill we can define a system that is able to deal with the contextual information. The knowledge of the context in which the skills appear allows us to produce a system that is able to better discriminate the entities in the text. In the following section we will explain in detail how we use the extraction context to build our SkillNER.

2.2.3 Methodology

In this study we approach the Soft Skills Extraction problem by using a semi-supervised method. First, we use a rule-based approach to build a list of clues and a list of soft skills. Second, we use these two lists to train a supervised model based on a corpus in which the extraction context is annotated. The annotation of the corpus has been done automatically after the definition of the two lists. The methodology is divided into the following phases:

1. Clue Extraction: in this first phase we extract and validate a list of clues;
2. Skill Extraction: in this second phase, using as input the validated list of clues, we extract and validate a list of soft skills;

3. Training: in this phase we train a supervised model on a corpus annotated with clues and skills.

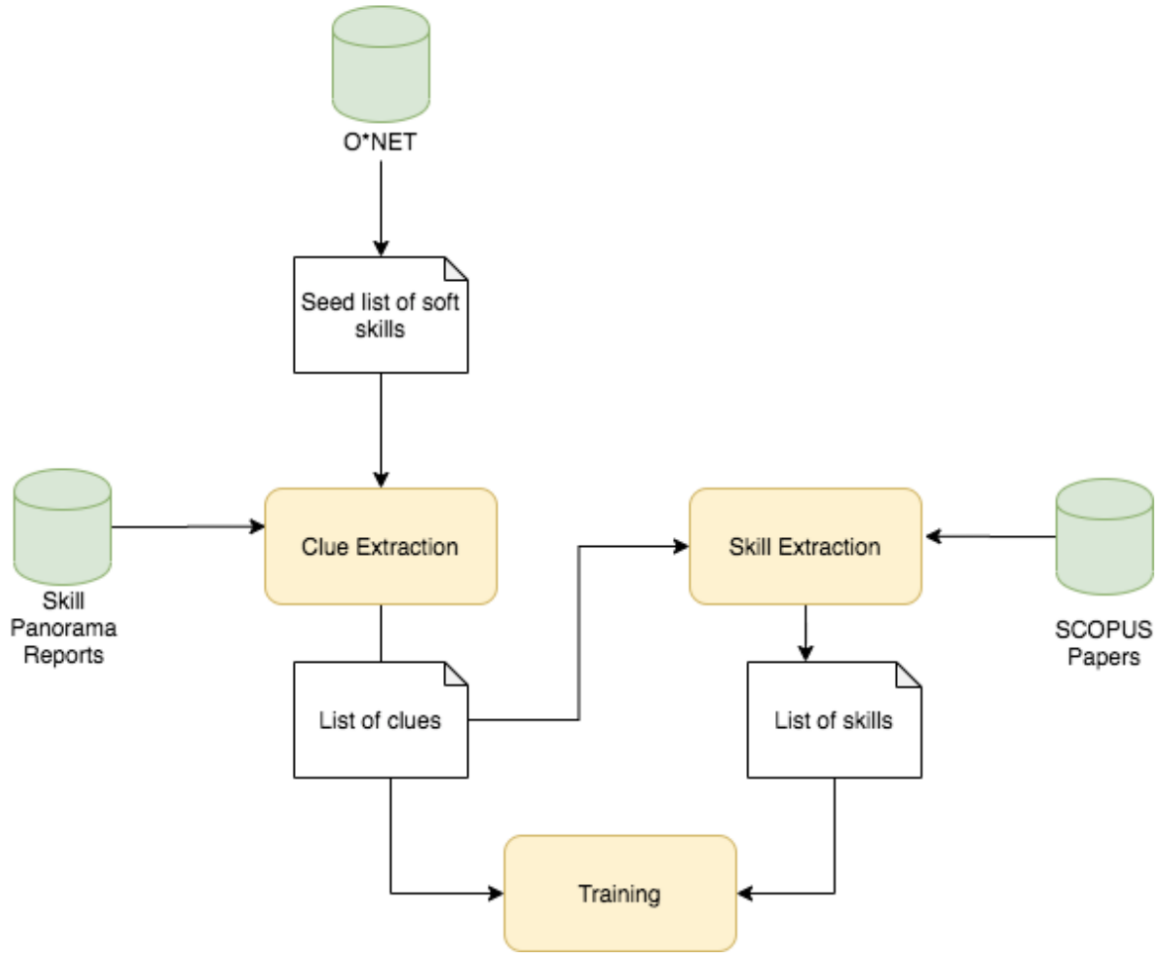


Figure 8: Methodological steps to build a Soft Skills Extraction System

Fig. 8 shows the flow diagram where four different elements are graphically displayed: activities (rectangular shape), check points (diamond shape), documents created from the procedure (sheet of paper shape) and databases (database shape).

Clue Extraction The aim of this phase is to extract a list of clues. First, we selected a small seed list of soft skills. Next, we look for these skills in a set of documents and see which words most frequently surround these skills. Finding a seed list is not a trivial task. We start performing a manual collection of soft skills, searching among the following sources:

- the three most cited papers on soft skills according to Scopus, whose reference on the topic was explicit in the title, abstract and keywords of the papers (the extraction was made on Scopus Database in November 2019) writing the following query: "TITLE-ABS-KEY ("soft* skill*" OR "social* skill*" OR "commun* skill*" OR "person* skill*" OR "languag* skill*")";
- the O*NET database, since it contains occupational definitions and skills, both hard and soft, from American workforce.

The concurrent analysis on O*NET has several advantages. First of all, the authors performed a cross-validation process: we identified the most cited soft skills in literature that are simultaneously present in an Occupational Framework.

Moreover, since O * NET labels consist of a maximum of 3 terms, this step also guarantees to have concise formulations of skills, which are therefore more easily traceable in the text. We decided to search and extract clues among reliable documents belonging to the reports of “Skill Panorama”. The Skills Panorama is an online central access point for data on skill needs in countries, occupations and sectors across EU Member States. It is an initiative of the European Commission aiming at improving the EU’s capacity to assess and anticipate skill needs, helping education and training systems be more responsive to labour market needs, and better match skill supply and demand across the EU. We made use of a Rule-Based that allowed us to define rules that can be used to identify phrases from the documents. The system is based on the definition of the following simple rule:

```
["POS": "NOUN", "OP": "*", "LEMMA": "problem", "LEMMA": "solving"]
```

For example, this rule extracts the first noun that precedes the skill “problem solving”. In practice we are assuming that a clue is made of all the words that precedes a skill up to the noun. The output of the system is a list of phrases in which appears at least one of the soft skills of the seed list. The higher is the frequency of a clue, the higher is the probability that it precedes a soft skill. We choose our final list of clues using a twofold approach: first, measuring their frequency, second, by a critical assessment based on our expert judgment.

Skill Extraction The aim of this phase is to extract a list of soft skills. The investigation of the Extraction Context is also the key to accomplish this objective. Using the list of clues defined in the previous phase, we searched for them in a set of 5000 papers from Scopus and we collected all the sentences in which at least one clue appears. More specifically, we use the content of abstract of scientific papers where the word “soft skills” appears in the title, abstract or keyword. The results of academic studies are the most suitable place where to find skills. We choose to rely on scientific production because it is an authoritative source of reliable information with respect to other widely used sources (e.g. wikipedia, news or social networks). Each of these sentences was analyzed by a group of experts who looked for the soft skills contained in it. The output of this phase is a list of soft skills extracted manually from a set of phrases detected automatically. In fact, the knowledge of the list of clue helped the experts by reducing their efforts in terms of time; instead of analyzing the whole corpus, the skills were searched and extracted only from a subset of phrases with a high probability of containing at least one soft skill, namely the ones in which a clue appears.

Training The aim of this phase is to train a supervised model that is able to automatically extract soft skills from text. The outputs of the two previous phases helped to annotate the corpus required for the training of the model. In fact, as stated before, a supervised method requires an entity annotated corpus in order to extract new entities from unseen documents. We decided to train a classifier on the corpus of scientific publications used in the skill extraction phase. This corpus is suitable for two reasons. First, it contains a large number of skills; this helps to have more examples to deal with. Second, it is made of a lexicon that covers a wide range of skills. We annotated the document set with the information of the extraction context. The entity annotation schema for a single token is defined using a widely accepted BIO annotation scheme (Ramshaw et al. 1999):

- B-EXTR: the token is the beginning of an entity representing an extraction context;
- I-EXTR: the token is the continuation of a sequence of tokens representing an extraction context;
- O: for all the other cases.

In practice, it is specified in the corpus whenever a soft skill appears either alone or together with a clue. It is taken into account that an extraction context can appear with or without a clue. For example, the sentence “the evaluation of participants is based on the assessment of their level of critical thinking and problem solving” would be tagged as follow “the evaluation of participant is based on the assessment of their <extr> level of critical thinking</extr> and <extr> problem solving</extr>”. In our experiments the classifier has been trained using two different learning algorithms: Support Vector Machines (SVM) using the LIBSVM library (Chang et al, 2011) configured to use a linear kernel and Multi Layer Perceptron (MLP) implemented using the Keras library (Chollet 2015). We chose the SVM and MLP method to study how two well established (but efficient) state of the art classifiers perform on the specific task of soft skill extraction and to evaluate their performance in terms of precision and recall. The classifier uses the three features described in Section 3.2: lexical, grammatical and syntactic. We use the built-up parser of spacy with the “en_core_web_sm” model that is an english multi-task CNN trained on OntoNotes. This model assigns context-specific POS tags and dependency parses using respectively the Universal POS tags and Universal Dependency Relations.

2.3 Results

In this section we show the results of the application of the SkillNER in an experimental setup. In particular in section 4.1 we describe the results of the Clue Extraction, in section 4.2 the results of the Skill Extraction, in section 4.3 we

Soft Skill	Source	Source Citations
Problem Solving	Hmelo-Silver et al, 2007	814
Active Reasoning		
Communication	Andrews, 2008	225
Professionalism		
Leadership	.Robles, 2012	218
Teamwork		
Flexibility		

Table 4: The seed list of soft skills, their source and the number of citations of the paper

CLUE	Frequency
Ability (to/in/of)	64
Capability (to/in/of)	35
Level (in/of)	20
Know-how (in/of)	19
Proficiency (in/of/at)	10

Table 5: Clues List

show the result and evaluation of the trained models and finally in section 4.4 we validate the tool on a concurrent analysis in order to further proving its robustness.

2.3.1 Clue Extraction

The first phase of our methodology deals with the extraction of a list of clues (contextual words indicating the presence of a soft skill) . In order to collect valid clues, we used a seed list of soft skills, defined by using the soft skills mentioned in the most three cited papers on Scopus regarding soft skills as shown in table 4.

Among the skills declared as soft in these three papers, we kept in our seed list the ones already present in O*NET. For example, in Robles (2012) the “executive perceptions of the top 10 soft skills needed in today’s workplace” is discussed. Among the 10 skills listed by the author, we kept only the three (“leadership”, “teamwork”, “flexibility”) because also present in O*NET. This validation step is done in order to ensure to consider only reliable entries as seed list of soft skills. We perform the extraction of clues downloading 15 open-access documents from the Skills Panorama dataset provided by CEDEFOP⁶. We collected reports regarding replacement demand, skills challenges in Europe, polarisation of skills and job growth creators in the European labour market.

Table 5 shows the list of the most reliable clues extracted from this phase. It contains the top 5 clues based on their cumulative value of the different declinations of the same expression (such as “ability to”, “ability in”, “ability of”). The frequency value counts the number of times the clue appears before the one of the skills of the seed list. As stated before, the higher is the frequency, the higher is the probability that the clue introduces a soft skill.

2.3.2 Skill Extraction

The clues defined in the previous phase are then used to search for skills. Figure 9 shows an example of how a clue could help us to find a skill. Once detected the skill “solve difficult problems” (skill contained in the seed list) we extract the clue “ability to” from the sentence. Then, searching for this clue in another sentence gave us the possibility to find the entity “explore the possibility of acquiring knowledge”. This new entity belongs to our list of skills.

First, we collect all the phrases that contain a clue. Then, we extract the soft skills present in the collected sentences. This task has been manually executed thanks to a panel of domain experts with knowledge and expertise in the field of soft skills made of 4 psychologists and 4 Human Resources experts. The corpus that we use to perform these tasks is made of 5.359 abstracts of scientific papers in which the word “soft skill” occurs in the title, in the abstract and in the keywords. We identify 850 sentences containing at least one clue. Among these sentences we detected a list of 842 unique soft skills. These skills appear in the corpus with an overall frequency of 2.045. Figure 10 shows an example of a sentence containing a clue and three different soft skills, while table 6 shows a sample of the soft skills contained in the final list.

⁶<https://skillspanorama.cedefop.europa.eu/en>

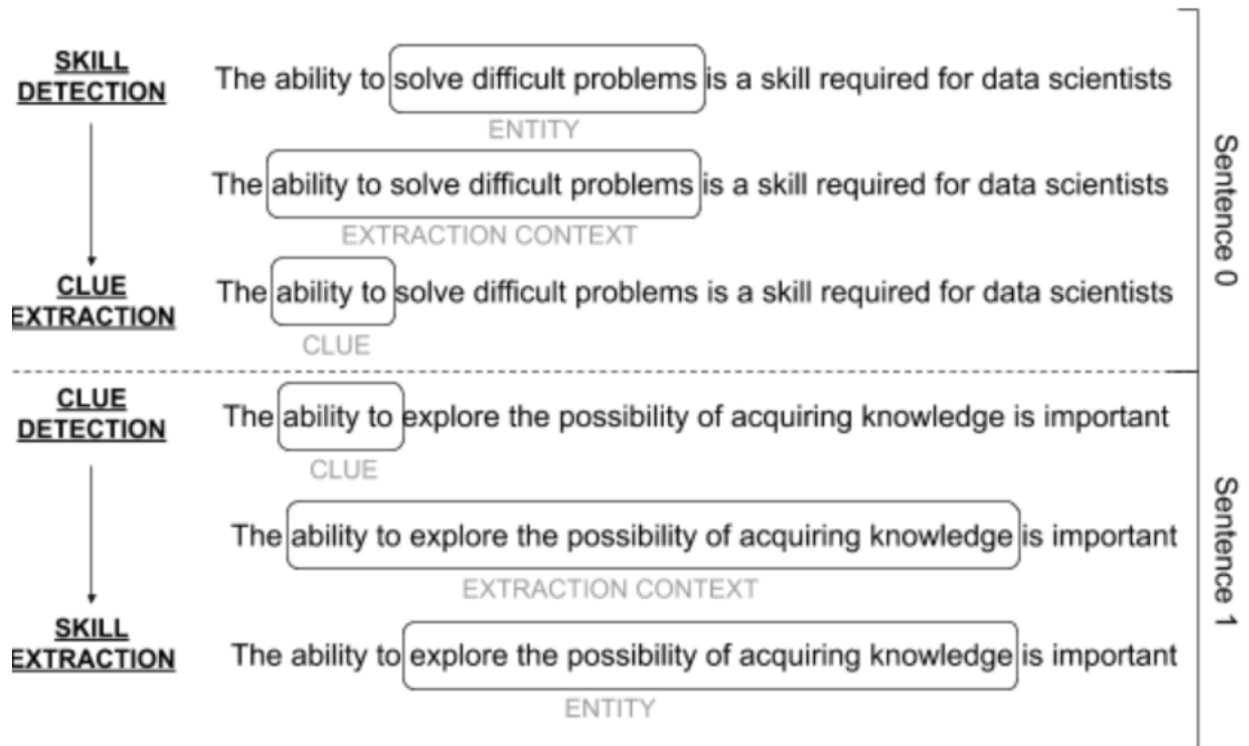


Figure 9: Example of a new entity extraction

This retention of changes in social skills is significant for all factors studied which are **cooperative teamwork SOFT SKILL** , **leadership SOFT SKILL** , and **ability to CLUE** **cope with changes SOFT SKILL** .

Figure 10: Example of sentence containing a clue

2.3.3 Experimental results and evaluation for the trained model

To train our model we use the same dataset for the previous phase, namely a corpus of 5.359 abstracts of scientific papers. We automatically annotated each abstract by projecting the input list of clues and soft skills. As a result we have a corpus in which the extraction context is annotated. After this task, the document set is splitted in training and test sets. To build an informative training set, from the corpus we select a subset of sentences containing at least one clue. The size of the training set in both cases is approximately composed by 1.800.623 tokens and 103.547 sentences. To test the performances of the implemented soft skill extractor, we devise two different configurations, each on using a specific learning algorithm. The main purpose of this procedure is to find the configurations that better perform the extraction task. We evaluated the NER system with the well-established measures of precision, recall and f1-score at a token level. Precision is the percentage of named entities found by the learning system that are correct; recall is the percentage of named entities present in the corpus that are found by the system; f1-score is the harmonic mean of the precision and recall. Table 7 reports the values of the defined metrics across the two experiments run with the two learning algorithms.

First, we can see that in both experiments the recall is higher than the precision. Second, we can see how the SVM-based training produces more reliable results. In fact, the F1-score is higher in the configuration of the Support Vector Machine. Based on the outcomes of the experiments, we use the first model for our SkillNER. A demonstration of the SkillNER is made available as a web-application⁷. We deploy the soft skill extraction model into a spacy model

⁷<https://mysterious-hollows-20657.herokuapp.com/>

Skills
Empathy
Abstract reasoning
Address emotions
Assertiveness
Compassion
Conflict management
Encode emotions
Empowering
Non verbal decoding
Manage a good diction
...

Table 6: Extraction of Soft Skill list

	Precision	Recall	F1-score
SVM	68.1	77.8	72.6
MLP	59.1	65.7	62.2

Table 7: Evaluation metrics

and we build an application with streamlit⁸ where it is possible to try the SkillNER and to download the soft skills list. SkillNER can be used in two modes: rule-based mode and supervised mode. The first implies the simple search in the text of skills belonging to the skill list. In practice, it detects and extracts only pieces of text that have an exact match with the items of the list. However, the system is not able to detect a skill that is not present in our skill set. The second mode uses the model trained with the SVM. This implies that it not only performs the exact match of the tokens but it could also be able to detect new expressions of soft skills.

2.3.4 Concurrent Evaluation

The key elements of our tool are the list of skills and the list of clues. We populate these lists by using an approach that relies on the knowledge and expertise of a panel of experts that analyzed documents belonging to the state-of-the-art of this field. The annotation of the corpus has been done using the skills and clues that we defined in this search for soft skills. Therefore, it is necessary to further prove reliability of the whole system. We decided to perform a concurrent analysis using as input for the system the transversal skills defined by ESCO, assuming that the transversal skills of ESCO can be considered as a golden set of soft skills. We want to measure the differences in terms of performances between this system and the SkillNER. We train an entity extraction system using a SVM on a corpus annotated with the transversal skills using the same annotation schema described in Section 3.3. However, transversality is a complex concept. The skills mentioned in this dataset comprise those ones that explicitly refer to technical and digital skills. For this reason, we do not consider all the sub-categories which contain a reference to ICT and digital tools. We annotated the same 5.359 scientific papers described in the previous experiment, and then we split it into training and test set. We use precision, recall and f1-score to evaluate the system. We compare the two systems based on their evaluation metrics shown in Table 8.

	Precision	Recall	F1-score
SkillNER	68.1	77.8	72.6
SVM on Transversal Skills	38.9	42.6	40.7

Table 8: Concurrent analysis

First, all the metrics show a better performance of the SkillNER. The low precision and recall proves that the automatic extraction process of the soft skills requires a system that takes into account not only a golden list of entities, but also requires contextual information. Our system is provided with such information. In fact, table 8 shows that using an approach that looks at the clues surrounding a skill helps to automatically extract them. Second, we also need to look at the data given as input to the two systems. The transversal skill list is made of 506 items, 336 less than the skills list used to train the SkillNER. The consistency of our skill list is reinforced by the fact that there is relevant overlap

⁸<https://www.streamlit.io/>

Graph	Nodes	Edges	Average in-degree
Gs: Skill graph	409	4336	8.54
Gj: Job graph	1243	23455	29.78

Table 9: Graph analysis results

between them. In fact, 409 skills appear in both lists. This means that the 81% of transversal skills are already present in our skill list. Finally, this analysis proves that a NER system whose purpose is to extract entities whose definition is still not clear at the state of the art, works better if it has an input expressed in a very simple and concise way.

2.4 Case Study: Soft Skills and Job Profiles Clustering

2.4.1 Building and clustering relationships among Soft Skills and Job Profiles

As stated in section 1, it is still hard to define the relationships that exist between soft skills. The NER system developed in this study represents a first step in this direction, since it can be used by other scholars as a starting point for quantitative or qualitative studies. After having performed our concurrent evaluation, the results revealed us the opportunity to define what is currently missing on ESCO: the relationships among job profiles based on soft skills shared, and the relationships among soft skills based on job profiles in common. In this Section we demonstrate an application of our SkillNER: we searched for the skills list in the overall ESCO database (preferred label, alternative label and description of skills). The sharing of a soft skill represents a relation between two professions, which may have various implications. The same reasoning could be applied to the dual situation, i.e. the share of job profiles among soft skills. This let the authors look at the phenomenon from two different perspectives, visualizing the relationships with two graph analyses. Even if ESCO is internationally recognized as a reliable source, the authors need to stress that the relationships that emerge from the clusterization of jobs and skills are strongly influenced by its structure; so, the present case study represents only a view on the topic, and could not be considered representative of the entire labor market.

Having said that, we use two approaches to measure respectively the relationships between soft skills and job profiles mentioned in ESCO:

- For the skill graph, the skills are joined by edges if they are mentioned in the same job profile and the edges between vertices have a weight that describes the strength of the relationship measured as a frequency value (total number of pairwise skill mentions);
- for the job graph, the jobs are joined by edges if they have in common a soft skill and the edges between vertices have a weight that describe the strength of the relationship measured as a frequency value (total number of pairwise skills in common).

To build the graph, we represent the counts as an (N, N) adjacency matrix, where N is the number of unique skills or job profiles and the elements in the matrix indicate the number of co-occurrences. We then use the adjacency matrices to generate an undirected graph for skill, $G_s = (V_s, E_s)$, where vertices, V_s , are the skills, and edges, E_s , are the co-occurrences of the skills in the same job profile. We did the same for the job profiles graph $G_j = (V_j, E_j)$ where vertices, V_j are the job profiles, and edges, E_j , are the number of skills the two vertices have in common. In other words, the higher the weight associated to the edge, the higher the co-occurrence of the skills or job profiles and the stronger the relationship between them.

2.4.2 Communities of Soft Skills and Job Profiles

To synthesize the information contained in the graphs, we grouped the skills and job profiles into clusters. In particular, we want to determine the intrinsic grouping in our set of entities (jobs or soft skills) in order to synthesize the results and characterise a small number of a representative set of entities. Regarding the clustering, since there is no absolute best criterion of choosing the right number of clusters, we chose to perform the Laplacian algorithm (Lambiotte et al. 2019) iteratively, changing the number of clusters as input. By evaluating the two parameters of modularity and resolution, that give information on how good the partition created is, we chose the proper number of clusters. Table 9 shows the results of the graph analysis for graph G_s and G_j . The job graph is more populated, since it has ten times the number of nodes and six times the number of edges of the skill graph. Job graph also has a higher average in-degree, which is a signal of the thickness of the relationships among nodes.

In Figure 11 and Figure 12 we show a representation of the two graphs using Gephi software (Bastian et al, 2009) with the Force Atlas algorithm (Jacomy et al, 2014) for the layout. With the layout used, two nodes in the graph are represented closely if they share an edge, and the closeness is proportional to edge weight. In this way also nodes that belong to the same communities of nodes (nodes that can be grouped into sets such that each set is densely connected internally) but do not share any edge, are represented closely. In other words, the visualizations tend to be coherent with the clustering algorithm. The size of the node is proportional to its in-degree while the colour expresses the cluster to which each node belongs. Finally, only the labels that are associated with nodes with higher frequency are shown. The process resulted in 20 communities for the Soft Skills graph and 14 communities for the Job Profile graph.

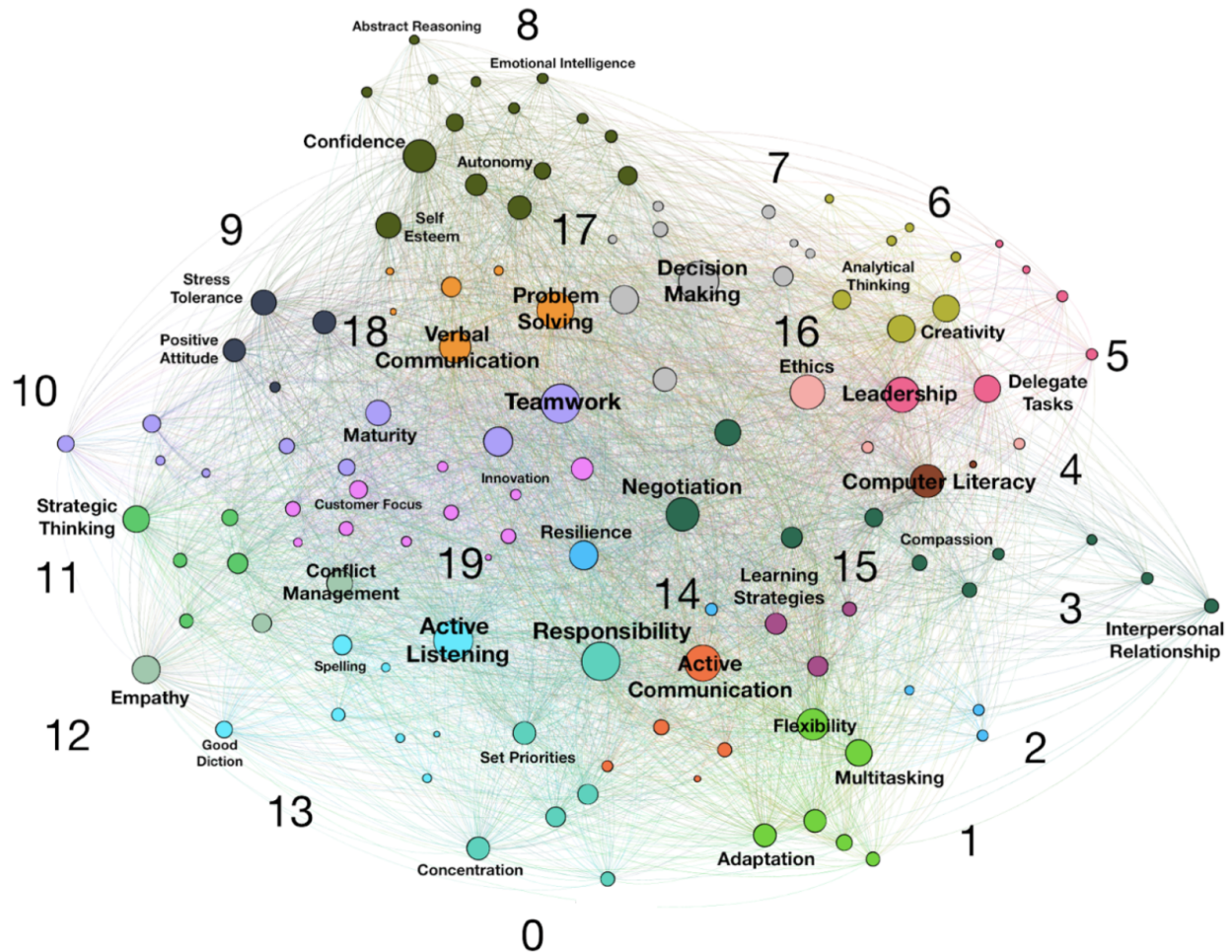


Figure 11: A network graph representation of the soft skills extracted and the clusters in which they are found. A soft skill is connected to another one if they have at least one job profile in common. Only the most relevant nodes are shown.

For what concerns the graph of soft skills (Figure 11), it shows mixed results: some of them were expected (for example, “leadership” and “delegate tasks” that share the same cluster), while others are surprising and they represent the true value of this visualization (i.e analytical thinking and creativity). In greater detail, the cluster number 6 demonstrates that there is a large number of jobs that possess the previous two skills jointly. It is also interesting to analyze cluster number 18 which shows the ability to solve problems strictly connected to communication; the previous insight has several implications, which deserve to be looked at from different perspectives and will be later analyzed. We should also highlight the close connection between empathy and conflict management; the communication cluster, which both includes active listening and good diction; finally, the ability of being multitasking, that is strictly associated with adaptability and flexibility.

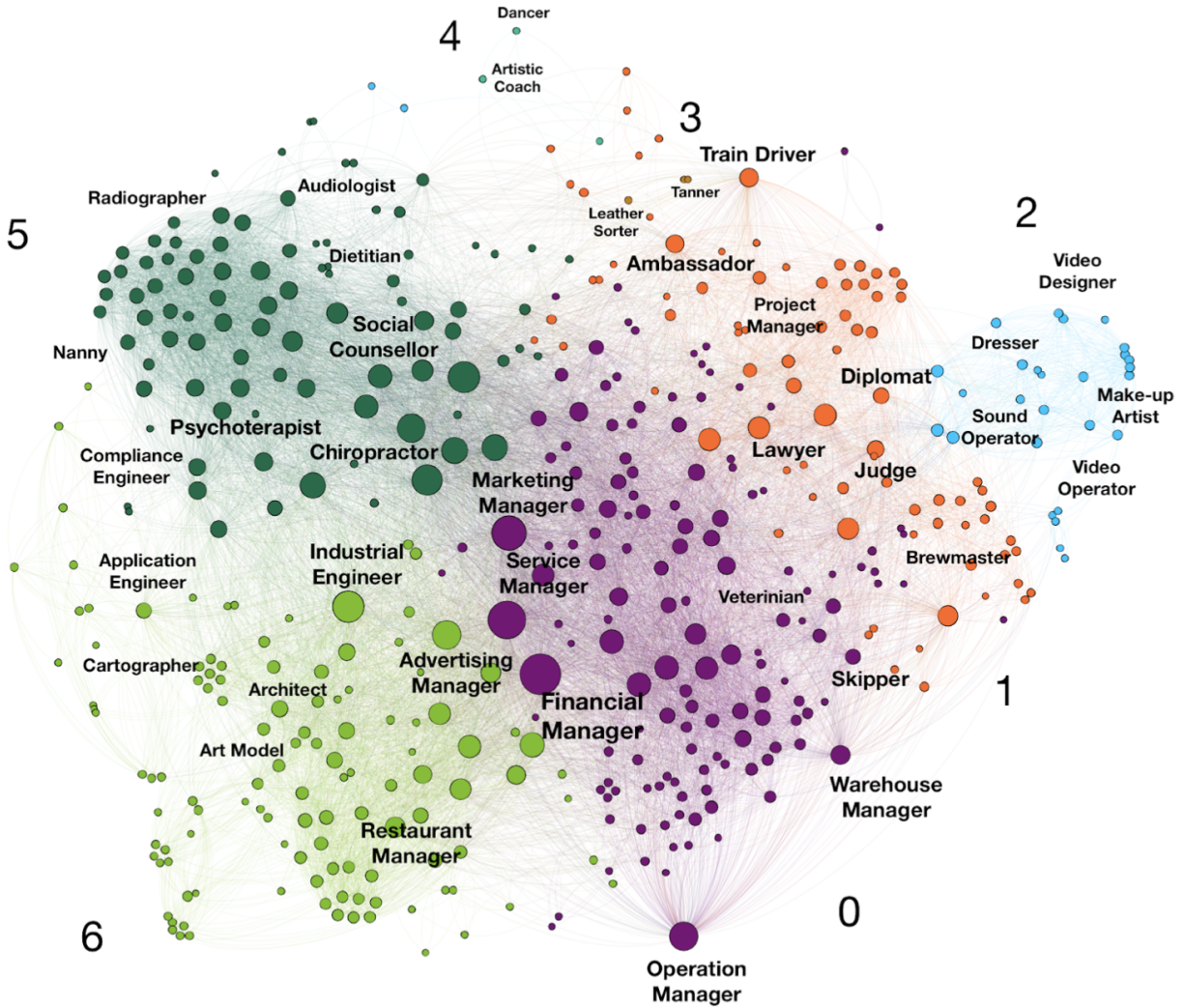


Figure 12: A network graph representation of the job profiles and the clusters in which they are found. A job profile is connected to another one if they have at least one soft skill in common.

The network graph displayed in Fig. 12 is made of 7 different clusters. Each node is a job profile and the size of the node gives an indication of the most soft-skilled occupations. A single cluster consists of workers which share similar soft skills. A good example is represented by cluster 2, which is made of artistic professions (i.e. Video designer, Make-up artists, Video-operator) that have in common soft skills such as creativity and originality. Another interesting cluster is number 0 which is populated by the biggest nodes, typically embodied by managerial roles (Marketing manager, Financial manager, Service manager). A greater size of the node implies a higher degree of the node itself, thus related jobs profiles are the ones that share more soft skills with other occupations. This happens for managers since they are professional figures with many soft skills in common, despite the sector in which they work (e.g. marketing, service, finance).

2.5 Discussion and research value

In the present section we summarise and describe the outputs of the work: the Skill(N)ER, the skills graph and job profiles graph. The Skill(N)ER applied to the adopted data sources extracted 850 phrases containing soft skills. The algorithm can support firms, making HR processes more precise, fast and reliable. In particular, the process of CV skimming for soft skills could be automated. Since the traceability to O*NET/ESCO skills are ensured by design,

Output	Stakeholder	Purpose	Activity
<i>Skill(N)ER</i>	Firms	Recruitment	Skimming CV automatically
		Assessment	Identifying a lack of soft skills
	Institutions	Updating International Skills Databases	Developing ad hoc learning paths that ensure the portability of the acquired skills Laying the foundations for building a Soft Skills Ontology
<i>Communities of Soft Skills</i>	Firms	Updating Job Descriptions	Increasing Worker's Soft Skills, according to the relations that emerge from the graph
	Institutions	Updating International Skills Databases	
	Workers	Skill Portability	Identifying the skills more easily acquirable in relation to the ones currently owned
<i>Communities of Job Profiles</i>	Firms	Job-Knowledge Bridge Foresight Policy Design	Developing common Soft Skills courses for different job profiles, according to the relations visualized through the graph
	Institutions		Customizing University courses Making evidence of the most resilient job profiles
	Workers	Job Portability	Identifying the nearest job profile in relation to the one currently performed

Table 10: A summary table which reports the three outputs of the research, the stakeholders who may be interested about them, the final goals of the outputs and the activities that could be performed with them.

the tool allows the development of learning paths that also guarantee the portability of the acquired soft skills. Also Institutions may be supported, since the algorithm could help to update International recognized databases and to further develop an ontology of soft skills (which seems to be missing at the moment). The skills graph represents an interesting output for several stakeholders. The graph visualizes the relationships among soft skills, an interesting added value since research is missing in the definition of their correlation (Hendon et al., 2017). In view of the above, firms and Institutions could use it as a guideline to enrich both skills' taxonomies and job descriptions, since it represents a reliable source of knowledge. The authors should also outline that every cluster could be seen as a prospective course program for both the stakeholders. Moreover, the closeness between clusters may suggest the right way to build effective learning paths. With respect to workers, we can introduce the concept of portability, defined in computing as the ability of a software to be transferred from a machine to another. In the labor market context, portability is the capacity to easily move from a profession to another thanks to the skills owned by the worker. The skills graph gives a visual representation of their proximity and the underlying learning paths; thus, it also provides evidence of the easiness of acquisition of a skill in relation to the ones already possessed. For what concerns the job profiles graph, the greater the size of the node, the more the profile has soft skills. Moreover, the greater the difficulty to decode a skill, the less it can be replicated by a machine (Acemoglu et al., 2010). Thus, bigger nodes in size could represent profiles potentially resilient to the Industry 4.0 phenomenon. In addition, the relation between the two graphs could be used as a support to the customization of University courses and to create the desirable bridge between Jobs and Knowledge. Another critical aspect is represented by the interconnections among jobs which are conventionally considered very distant from each other, thus giving companies the opportunity to develop soft skills courses to bring together the different occupations (for example, Architect and Industrial Engineer). Finally, the graph could be used by workers to identify their nearest job profile in relation to the profession currently performed, reinventing himself/herself in such an era of labor uncertainty. To summarise, we took into consideration the need for different potential stakeholders and the characteristics of different documents where the tool can be applied. In section 6.1 we list the potential stakeholders of the methods and in section 6.2 the potential fields of application of the system.

2.5.1 Potential Users of the System

The outputs of the research (the soft skills list, the graph of soft skills and the graph of job profiles) could bring multiple benefits to heterogeneous stakeholders.

- Companies: to design effective training courses, to update job descriptions and to improve the assessment of internal soft skills;
- Policy Makers: to get an early indication about the likely resilience of job profiles and to design policies accordingly;

- Researchers: to identify the most resilient job profiles and to facilitate the foresight of labor market changes;
- Recruiters: to make more reliable and efficient the recruiting process;
- Universities: to create new curricula and courses, facilitating the job-knowledge bridge;
- EU Agencies: to lay the foundations for building an ontology of soft skills but also to update the current skill taxonomies;
- Unemployers: to identify the nearest job profile (and acquirable skills) according to the one currently performed (and possessed).

2.5.2 Fields of Application

- Occupational Frameworks: to identify the standard label of a skill and to assign it all its periphrases, creating a link between the standard and the different ways it is actually expressed;
- Job Vacancies: to identify the soft skills mostly required by labor market;
- Curricula: to identify the most offered soft skills, making also a comparison between offer and demand;
- Job Descriptions: to homogenise the different ways the same skill is expressed in a single company;
- Scientific Papers: to represent the trend of interest of specific soft skills and make a comparison among them;
- MOOCs (Massive Online Open Courses): to identify the sub-skills of a specific soft skill, studying the content of modules, which would additionally allow the design of customized learning paths;
- Social Networks: to detect the most hype soft skills but also the alternative (and mostly colloquial) ways in which they are expressed.

2.6 Conclusions and Future Developments

The importance of soft skills is striking in a world that pushes steadily more and more towards digitalization. The main reasons can be found within the complexity of labor market dynamics and economy, the advent of the fourth industrial revolution and its rate of change. As (Acemoglu et al., 2010; Levy et al., 2004) stated, machines can replicate what is easily encoded. Furthermore, the lack of a universal definition of soft skills domain in contemporary literature is a proof of a low percentage of their current encoding (and a lack of their overall comprehension as well), which makes their ownership ever more strategic. On those grounds, the aim of this paper is to develop an automatic method based on NLP techniques, in order to collect a list of soft skills from heterogeneous sources. The final goal is trying to delineate the boundaries of this fuzzy domain, developing a scalable and fast tool. This work helped us to define a soft skills list using reliable sources and then to build a NER system able to identify soft skills in any text. Besides to increase reproducibility in this field of study, we produced an open-source database to be used by other scholars; then we developed a tool hereafter easily adaptable to other domains. After that, we demonstrated the reliability of our extractions, the model adopted and the quality of the list extracted through the aid of a skill golden standard: ESCO. Once validated, we showed an application of the list in a case study on the same database. From this data we built a graph-based representation of the relations among soft skills and job profiles, providing a map of soft skills and jobs that can help the scientific community to give a clearer definition of what soft skills are. For what concerns future developments, we would additionally improve the methodology by using a mixed deep learning and rule based approach. Using new language representation models such as BERT (Devlin et al., 2018), is nowadays possible to have a more effective representation of words as meaningful vectors. It is possible to integrate this system with rules based systems, increasing thus both recall and precision of our system. Another further step can be done applying the algorithm on other HR related data sources (Job Descriptions, Curricula), technical sources (patents), open dictionaries (wikipedia) or social networks (twitter). This can make it possible to test the method on different domains, validating the tool and expanding the list of soft skills. Finally, we think that the results could make it easier for other scholars to define a shared list of soft skills, in order to improve the quality of the research in this field.

2.7 References

- Abujabal, A., Roy, R., Weikum, G., (2018). *Never-ending learning for open-domain question answering over knowledge bases*. 1053-1062. 10.1145/3178876.3186004.
- Acemoglu, D., & Autor, D., (2010). *Skills, tasks and technologies: implications for employment and earnings*. doi:10.3386/w16082
- Alabdulkareem, A., Frank, M. R., Sun, L., Alshebli, B., Hidalgo, C., & Rahwan, I., (2018). *Unpacking the polarization of workplace skills*. Science Advances,4(7). doi:10.1126/sciadv.aao6030
- Alfonso-Hermelo, D., Langlais, P., Bourg, L., (2019). *Automatically learning a human-resource ontology from professional Social-Network Data*. Lecture Notes in Computer Science (including subseries Lecture Notes in Artificial Intelligence and Lecture Notes in Bioinformatics), 11489 LNAI, pp. 132-145. DOI: 10.1007/978-3-030-18305-9_11
- Al-Nabki, M.W., Fidalgo, E., Alegre, E., Fernández-Robles, L., (2019). *ToRank: identifying the most influential suspicious domains in the Tor network*. Expert Systems with Applications, 123, pp. 212-226. DOI: 10.1016/j.eswa.2019.01.029
- Amal, S., Tsai, C.-H., Brusilovsky, P., Kuflik, T., Minkov, E., (2019). *Relational social recommendation: application to the academic domain*. Expert Systems with Applications, 124, pp. 182-195. DOI: 10.1016/j.eswa.2019.01.061
- Andrews, J., Higson, H., (2008). *Graduate employability, 'soft skills' versus 'hard' business knowledge: A european study*. Higher Education in Europe, 33 (4), pp. 411-422. Cited 225 times.
- Autor, D., & Dorn, D., (2009). *The growth of low skill service jobs and the polarization of the U.S. Labor Market*. doi:10.3386/w15150
- Bauer, C., Viola, K., Strauss, C., (2011). *Management skills for artists: 'learning by doing'?* Int. J. Cult. Policy 17 (5), 626–644.
- Bastian M., Heymann S., Jacomy M. (2009). *Gephi: an open source software for exploring and manipulating networks*. International AAAI Conference on Weblogs and Social Media.
- Blake, R., & Gutierrez, O. (2011). *A semantic analysis approach for assessing professionalism using free-form text entered online*. Computers in Human Behavior, 27(6), 2249–2262. doi: 10.1016/j.chb.2011.07.004
- Blanco-Fernández, Y., Gil-Solla, A., Pazos-Arias, J.J., Ramos-Cabrera, M., Daif, A., López-Nores, M.,(2020). *Distracting users as per their knowledge: combining linked open data and word embeddings to enhance history learning*. Expert Systems with Applications, 143, art. no. 113051. DOI: 10.1016/j.eswa.2019.113051
- Blondel, V., Jean-Loup, G., Lambiotte R., Lefebvre E., (2008). *Fast unfolding of communities in large networks*. Journal of Statistical Mechanics: Theory and Experiment (10), P1000
- Bohlouli, M., Mittas, N., Kakarontzas, G., Theodosiou, T., Angelis, L., Fathi, M., (2017). *Competence assessment as an expert system for human resource management: A mathematical approach*. Expert Systems with Applications, 70, pp. 83-102. DOI: 10.1016/j.eswa.2016.10.046
- Boselli, R., Cesarini, M., Mercorio, F., Mezzanzanica, M., (2018). *Classifying online job advertisements through machine learning*. Future Generation Computer Systems,86, 319-328. doi:10.1016/j.future.2018.03.035

- Bridgstock, R., (2011). *Skills for creative industries graduate success*. Educat. Training 53 (1), 9–26.
- Brynjolfsson, E., & McAfee, A. (2014). *The second machine age: work, progress, and prosperity in a time of brilliant technologies*. New York: W.W. Norton & Company.
- Cacciolatti, L., et al., (2017). *Clashing institutional interests in skills between government and industry: An analysis of demand for technical and soft skills of Graduates in the UK*. Technological Forecasting and Social Change
- Chang C.-C., Lin C.-J., (2011). *LIBSVM: a library for support vector machines*. ACM Transactions on Intelligent Systems and Technology, 2. 27:1–27:27
- Chechurin, L., Borgianni, Y., (2016). *Understanding TRIZ through the review of top cited publications*. Computers in Industry, 82, pp. 119-134.
- Chiarello, F., Trivelli, L., Bonaccorsi, A., Fantoni, G. (2018). *Extracting and mapping industry 4.0 technologies using Wikipedia*. Computers in Industry. 100. 244-257.
- Chinchor N., Robinson P., (1997). *Muc-7 named entity task definition*, Proceedings of the 7th Conference on Message Understanding, p. 29.
- Chollet, F., Keras, (2015) <https://github.com/fchollet/keras>.
- Choudhary, A.K., Olukpe, P.I., Harding, J.A., Carrillo, P.M., (2009). *The needs and benefits of text mining applications on ost-project reviews*. Computers in Industry, 60 (9), pp. 728-740.
- Chrysosouris, G., Mavrikios, D., Mourtzis, D., (2013). *Manufacturing systems: skills & competencies for the future*. Procedia CIRP 7, 17–24.
- Ciaramita M., Altun Y., (2005). *Named-entity recognition in novel domains with external lexical knowledge*, Proceedings of the NIPS Workshop on Advances in Structured Learning for Text and Speech Processing, Whistler, British Columbia.
- Cinque, M., (2015). Comparative analysis on the state of the art of Soft Skill identification and training in Europe and some Third Countries. Speech at “Soft Skills and their role in employability – New perspectives in teaching, assessment and certification”, workshop in Bertinoro, FC, Italy. cle 28). ELT Newsletter.
- Colombo, E., Mercurio, F., Mezzanzanica, M., (2019). AI meets labor market: Exploring the link between automation and skills. Information Economics and Policy, 47, pp. 27-37. DOI: 10.1016/j.infoecopol.2019.05.003
- Cooper, R., Tang, T., 2010. *The attributes for career success in the mass communication industries: a comparison of current and aspiring professionals*. J. Mass Commun. Educ. 65 (1), 40–55 (Mar.).
- Deming D. & Kahn L., (2018). *Skill requirements across firms and labor markets: evidence from job postings for professionals*. Journal of Labor Economics, vol 36(S1), pages S337-S369.
- Devlin, J., Chang, M., Lee, K., Toutanova, K. (2018). *BERT: Pre-training of deep bidirectional transformers for language understanding*.
- Dobrunz, J., Schöppner, H., Wolfram, A., (2006). *Anforderungen an den Mediennachwuchs — die media.net employability-studie*. media.net berlinbrandenburg e.V, Berlin.

Duran-Novoa, R., Leon-Rovira, N., Aguayo-Tellez, H., Said, D., (2011). *Inventive problem solving based on dialectical negation, using evolutionary algorithms and TRIZ heuristics*. Computers in Industry, 62 (4), pp. 437-445.

Etzioni O., Cafarella M., Downey D., Popescu A.-M., Shaked T., Soderland S., Weld D. S., Yates A., (2005). *Unsupervised named entity extraction from the web: An experimental study*. Artificial intelligence, vol. 165, no. 1, pp. 91–134.

Evenson, R.,(1999). *Soft skills, hard sell*. Techniques: Making Education and Career Connections, v74 n3 p29-31

Fernández, N., Arias Fisteus, J., Sánchez, L., López, G. (2012). *IdentityRank: Named entity disambiguation in the news domain*. Expert Systems with Applications, 39 (10), pp. 9207-9221. DOI: 10.1016/j.eswa.2012.02.084

Fernández-Sanz, L., Gómez-Pérez, J., Castillo-Martínez, A., (2017). *E-Skills Match: A framework for mapping and integrating the main skills, knowledge and competence standards and models for ICT occupations*. Computer Standards and Interfaces, 51, pp. 30-42. DOI: 10.1016/j.csi.2016.11.004

Frank, M. R., Autor, D., Bessen, J. E., Brynjolfsson, E., Cebrian, M., Deming, D. J., Rahwan, I. (2019). *Toward understanding the impact of artificial intelligence on labor*. Proceedings of the National Academy of Sciences, 116(14), 6531–6539. doi: 10.1073/pnas.1900949116

Frey C.B., Osborne M.A., (2017). *The future of employment: How susceptible are jobs to computerization?* Technological Forecasting and Social Change, Sept 1–72.

Galati, F., Bigliardi, B., (2019). *Industry 4.0: Emerging themes and future research avenues using a text mining approach*. Computers in Industry, 109, pp. 100-113.

Gildea D., (2001). *Corpus variation and parser performance*, Proceedings of the 2001 Conference on Empirical Methods in Natural Language Processing, pp. 167–202.

Gorecky, D., Schmitt, M., Loskyll, M., Zühlke, D., (2014). *Human-machine-interaction in the Industry 4.0 era*. In: In Proceedings of the 2014 12th IEEE International Conference on Industrial Informatics (INDIN), Porto Alegre, Brazil.

Harrag, F. (2014). *Text mining approach for knowledge extraction in Sahih Al-Bukhari*. Computers in Human Behavior. 30. 558-566. 10.1016/j.chb.2013.06.035.

Haukka, S., (2011). *Education-to-work transitions of aspiring creatives*. Cultural Trends 20 (1), 41–64.

Hendon, M., Powell, L., & Wimmer, H. (2017). *Emotional intelligence and communication levels in information technology professionals*. Computers in Human Behavior, 71, 165–171. doi: 10.1016/j.chb.2017.01.048

Hmelo-Silver, C. E., Duncan, R. G., & Chinn, C. A. (2007). *Scaffolding and achievement in problem-based and inquiry learning: A response to Kirschner, Sweller, and Clark*. Educational Psychologist, 42(2), 99-107.

Hong L., Davison B.D., (2010). *Empirical study of topic modeling in Twitter*. Dept. of Computer Science and Engineering.

Honnibal, M. and Montani, I. (2017). *Natural language understanding with Bloom embeddings, convolutional neural networks and incremental parsing*.
<https://spacy.io/usage/rule-based-matching>

- Jacomy, M., Venturini, T., Heymann, S., Bastian, M. (2014). *ForceAtlas2, a continuous graph layout algorithm for handy network visualization designed for the Gephi Software*. PloS one. 9. e98679. 10.1371/journal.pone.0098679.
- James, R. F., & James, M. L. (2004). *Teaching career and technical skills in a “mini” business world*. Business Education Forum, 59(2), 39-41.
- Karakatsanis, I., Alkhader, W., Maccrory, F., Alibasic, A., Omar, M. A., Aung, Z., & Woon, W. L., (2017). *Data mining approach to monitoring the requirements of the job market: A case study*. Information Systems, 65, 1-6. doi:10.1016/j.is.2016.10.009
- Kemper, C.L. (1999). *EQ vs. IQ*. Communication World, 16(9), 15-19.
- Krasnashchok, K., Jouili, S. (2018). *Improving topic quality by promoting named entities in topic modeling*. 247-253. 10.18653/v1/P18-2040.
- Lafferty J., McCallum A., Pereira F., (2001). *Conditional random fields: Probabilistic models for segmenting and labeling sequence data*. In: Proceedings of the eighteenth international conference on machine learning, ICML. vol. 1; p. 282–289.
- Lambiotte R., Delvenne J.-C., Barahona M., (2009). *Laplacian dynamics and multiscale modular structure in networks*, arXiv. 1.
- Last, C., (2017). *Global commons in the global brain*. Technological Forecasting and Social Change, 114:48–64.
- Levy, F., Murnane, R. (2004). *The new division of labor: how computers are creating the next job market*. New York; Princeton; Oxford: Princeton University Press.
- Liu, L., Li, Y., Xiong, Y., Cavallucci, D., (2020). *A new function-based patent knowledge retrieval tool for conceptual design of innovative products*. Computers in Industry, 115, art. no. 103154.
- Lo, S.L., Chiong, R., Cornforth, D., (2017). *An unsupervised multilingual approach for online social media topic identification*. Expert Systems with Applications, 81, pp. 282-298. DOI: 10.1016/j.eswa.2017.03.029
- MacCrory, F., Westerman, G., AlHammedi, Y., & Brynjolfsson, E., (2014). *Racing with and against the machine: Changes in occupational skill composition in an era of rapid technological advance*. ICIS.
- McCallum A., Freitag D., Pereira FC., (2000). *Maximum entropy Markov models for information extraction and segmentation*. In: Icm1. vol. 17; p. 591–598.
- McMurchie, L.L. (1998). *Careers can rise or fall with* EQ.Computing Canada, 1(9), 18-21.
- Mirski, P., Bernsteiner, R., & Radi, D., (2017). *Analytics in human resource management: The OpenSKIMR approach*. Procedia Computer Science, 122, 727-734. doi:10.1016/j.procs.2017.11.430
- Mitchell, Geana & Skinner, Leane & White, Bonnie, (2010). *Essential soft skills for success in the Twenty-first Century: workforce as perceived by business educators*. Delta Pi Epsilon Journal. 52. 43-53.
- Nadeau D., Sekine S., (2007). *A survey of named entity recognition and classification*. Lingvisticae Investigationes, vol. 30, no. 1, pp. 3–26,

- Nieragden, G. (2000). *The soft skills of business English* (The Weekly Column: Arti-)
- Nicoletti, M., Schiaffino, S., Godoy, D., (2013). *Mining interests for user profiling in electronic conversations*. Expert Systems with Applications, 40 (2), pp. 638-645. DOI: 10.1016/j.eswa.2012.07.075
- Oliva, J.T., Lee, H.D., Spolaôr, N., Takaki, W.S.R., Coy, C.S.R., Fagundes, J.J., Wu, F.C.,(2019). *A computational system based on ontologies to automate the mapping process of medical reports into structured databases*. Expert Systems with Applications, 115, pp. 37-56. DOI: 10.1016/j.eswa.2018.08.004
- Perreault, H. (2004). *Business educators can take a leadership role in character education*. Business Education Forum, 59, 23-24.
- Piskorski J., Yangarber R., (2013). *Information extraction: past, present and future*. Multisource, Multilingual Information Extraction and Summarization, Springer, pp. 23–49.
- Pryima, S., Rogushina, J.V., Strokan, V., (2018). *Use of semantic technologies in the process of recognizing the outcomes of non-formal and informal learning*. CEUR Workshop Proceedings, 2139, pp. 226-235.
- Quinlan JR., (1986). *Induction of decision trees*. Machine learning. 1(1):81–106
- Ramshaw L.A., Marcus M.P., (1999). *Text chunking using transformation-based learning*. Natural Language Processing Using Very Large Corpora, Springer, pp. 157-176
- Ritter A., Clark S., O. Etzioni O., (2011). *Named entity recognition in tweets: an experimental study*. Proc. EMNLP, pp. 1524– 1534
- Robles, M. M. (2012). *Executive perceptions of the Top 10 soft skills needed in today's workplace*. Business Communication Quarterly, 75(4), 453-465.
- Rodrigues, C.M.D.O., Freitas, F.L.G.D., Barreiros, E.F.S., Azevedo, R.R.D., de Almeida Filho, A.T., (2019). *Legal ontologies over time: A systematic mapping study*. Expert Systems with Applications, 130, pp. 12-30
- Sanz, I., Montero, J., Sevillano, X., Carrié, J.C., (2019). *Developing a videogame for learning signal processing and project management using project-oriented learning in ICT engineering degrees*. Computers in Human Behavior. 99.
- Sari, Y., Hassan, M.F., Zamin, N., (2010). *Rule-based pattern extractor and Named Entity Recognition: A hybrid approach*. Proceedings 2010 International Symposium on Information Technology - Engineering Technology, ITSIM'10. 2. 563 - 568. 10.1109/ITSIM.2010.5561392.
- Sarica, S., Luo, J., Wood, K.L., (2020). *TechNet: Technology semantic network based on patent data*. Expert Systems with Applications, 142, art. no. 112995. DOI: 10.1016/j.eswa.2019.112995
- Schulz, B. (2008). *The importance of soft skills: Education beyond academic knowledge*. Journal of Language and Communication. 2. 10.1016/0006-3207(93)90452-7.
- Sung, T. K. (2018). *Industry 4.0: A korea perspective*. Technological Forecasting and Social Change, 132:40–45.
- Suykens JA, Vandewalle J., (1999). *Least squares support vector machine classifiers*. Neural processing letters, 9(3):293–300.

Szalavetz, A., (2018). *Industry 4.0 and capability development in manufacturing subsidiaries*. Technological Forecasting & Social Change,

<https://doi.org/10.1016/j.techfore.2018.06.027>

Thompson, K. R., & Koys, D. J. (2010). *The management curriculum and assessment journey: Use of Baldrige criteria and the occupational network database*. Journal of Leadership & Organizational Studies, 17(2), 156–166.

Tseng, H., Yi, X., & Yeh, H.-T. (2019). *Learning-related soft skills among online business students in higher education: Grade level and managerial role differences in self-regulation, motivation, and social skill*. Computers in Human Behavior, 95, 179–186. doi: 10.1016/j.chb.2018.11.035

Van Laar, E., Deursen, A., Van Dijk, J., Haan, J. (2017). *The relation between 21st-century skills and digital skills: A systematic literature review*. Computers in Human Behavior. 72. 10.1016/j.chb.2017.03.010.

Weber, E., (2016). *Industry 4.0: Job-producer or Employment-destroyer?* Retrieved on March 2017 from http://doku.iab.de/aktuell/2016/aktueller_bericht_1602.pdf.