

Learning Abstract Representations through Lossy Compression of Multi-Modal Signals

Charles Wilmot and Jochen Triesch, *Member, IEEE*

Abstract—A key competence for open-ended learning is the formation of increasingly abstract representations useful for driving complex behavior. Abstract representations ignore specific details and facilitate generalization. Here we consider the learning of abstract representations in a multi-modal setting with two or more input modalities. We treat the problem as a lossy compression problem and show that generic lossy compression of multimodal sensory input naturally extracts abstract representations that tend to strip away modality specific details and preferentially retain information that is shared across the different modalities. Furthermore, we propose an architecture to learn abstract representations by identifying and retaining only the information that is shared across multiple modalities while discarding any modality specific information.

Index Terms—Computer Society, IEEE, IEEEtran, journal, LATEX, paper, template.

1 INTRODUCTION

HUMAN intelligence rests on the ability to learn abstract representations. An abstract representation has stripped away many details of specific examples of a concept and retains what is common, thereby facilitating generalization. A key challenge for natural and artificial developing agents is to learn such abstract representations. How can this be done?

1.1 Learning abstract representations

In classic *supervised learning* settings, an external teacher provides the abstract concept by virtue of explicit labeling of training examples. For example, in neural network based image recognition explicit labels (*cat*, *dog*, etc.) are provided as a “one-hot” abstract code and the network learns to map input images to this abstract representation [1], [2], [3]. While such a learned mapping qualifies as an abstract representation that has “stripped away many details of specific examples of a concept and retains what is common” it needs to be provided by the teacher through typically millions of examples. This is clearly not how human infants learn and often leads to undesirable generalization behavior [4], [5]. Therefore unsupervised learning and reinforcement learning are more interesting settings for studying the autonomous formation of abstract representations.

Reinforcement learning (RL) can also be viewed from the perspective of learning abstract representations. The essence of RL is to learn a *policy*, i.e., a mapping from states of the world to actions that an agent should take in order to maximize the sum of future rewards [6]. Often, this mapping is realized through neural networks. In deep Q-learning networks [7], [8], for example, a neural network learns to map the current state of the world (e.g., the current image of a computer game screen) onto the expected future rewards

for performing different actions (e.g., joystick commands) in this particular state. This can be interpreted as the agent learning an abstract “concept” of the following kind: *the set of all world states for which this particular joystick command will be the optimal choice of action*. While these “concepts” are not provided *explicitly* by a teacher, they are provided *implicitly* through the definition of the RL problem (states, actions, rewards, environment dynamics). In fact, from an RL perspective, these “concepts” are the *only* ones the agent ever needs to know about. They suffice for behaving optimally in this particular environment. However, they may also become completely useless when the task changes, e.g., a different computer game should be played. This exemplifies the deep and unresolved problem of how abstract knowledge could be extracted in RL that is likely to transfer to new tasks.

In the domain of *unsupervised learning*, on which we will focus in the remainder, a simple approach to learning somewhat abstracted representations is through *clustering*. For example, in *k*-means clustering [9] an input $x \in \mathbb{R}^n$ is represented by mapping it to one of k cluster centers $c_i \in \mathbb{R}^n$, $i \in \{1, \dots, k\}$ based on a suitably defined distance metric in \mathbb{R}^n . Representing an input x by the closest cluster center strips away information about the precise location of x in \mathbb{R}^n , achieving a simple form of abstraction. However, the use of a predefined distance metric is limiting. A second set of approaches for learning more abstract representation through lossy compression are dimensionality reduction techniques. A classic example of such an approach is principal component analysis (PCA). PCA finds linear projections of the data such that the projected data has maximum variance, while orthogonal directions are discarded. Thus, the information that gets stripped away corresponds to linear projections of small variance. The central limitation of PCA is the restriction to linear projections. A popular and more powerful approach is the use of autoencoder neural networks [10], on which we will focus in the following. Like other dimensionality reduction techniques, autoencoders construct a more compact and abstract representation of the

• C. Wilmot and J. Triesch are with the Frankfurt Institute for Advanced Studies, Ruth-Moufang-Str. 1, 60438 Frankfurt am Main, Germany.
E-mail: {wilmot,triesch}@fias.uni-frankfurt.de

Manuscript received September 30, 2020; revised September 31, 2020.

input domain by learning to map inputs $x \in \mathbb{R}^n$ onto a more compact latent representation $z \in \mathbb{R}^m$ with $m \ll n$ via a neural network. For this, the network has an encoder/decoder structure with a “bottleneck” in the middle. The n -dimensional input is mapped via several layers onto the m -dimensional bottleneck and from there via several layers to an n -dimensional output. The learning objective is to reconstruct the input at the output, but the trivial solution of a direct identity mapping is avoided, because the input needs to be “squeezed through” the central m -dimensional bottleneck. After training, the decoder is often discarded and only the encoder is retained, providing a mapping from the original n -dimensional input x to a compressed lower-dimensional latent representation z . Due to the nonlinear nature of the neural network, it is difficult to characterize exactly what information will be stripped away in the encoding process. An exception is the special case of a linear network with a quadratic loss function. For this case, it can be shown that the network discovers the same subspace as linear PCA. In the following, we will consider the implications of a developing agent learning to encode an input x that comprises multiple sensory modalities.

1.2 Multimodality, Abstraction, and Lossy Compression: An Information Theoretic Perspective

Our different sensory modalities (vision, audition, proprioception, touch, smell, taste) provide us with different “views” of our physical environment. These views are not independent, but contain shared information about the underlying physical reality. Therefore, it must be possible to compress the information coming from the different modalities into a more compact code. As an example, consider viewing and touching your favorite coffee cup. Some information such as the color or the text or picture printed on the cup will only be accessible to the visual modality. Some information, such as the temperature or roughness of the surface, will only be accessible to the haptic modality. Some information, however, such as the 3-D shape of the cup, will be accessible to both modalities. This implies potential for compression. Let X_v represent the visual input and X_h the haptic input. We can quantify the amount of information using concepts from information theory. For now, we will ignore the fact that the amount of information is a function of our behavior, but we will return to this point in the Discussion. We can quantify the amount of information in X_v and X_h as:

$$H(X_v, X_h) = H(X_v) + H(X_h) - MI(X_v; X_h), \quad (1)$$

where $H(X_v)$ and $H(X_h)$ are the individual entropies of the visual and haptic signals, respectively, $H(X_v, X_h)$ is their joint entropy, and $MI(X_v; X_h)$ is their mutual information, i.e., the amount of information that X_v and X_h have in common. The individual entropies $H(X_v)$ and $H(X_h)$ and the joint entropy $H(X_v, X_h)$ indicate, respectively, how many bits are required on average to encode X_v and X_h individually or jointly. The mutual information expresses how many bits can be “saved” by jointly encoding X_v and X_h compared to encoding them separately. If the visual and haptic inputs were statistically independent, then $MI(X_v; X_h) = 0$ and no savings can be gained. If there

are any statistical dependencies between X_v and X_h , then $MI(X_v; X_h) > 0$ and $H(X_v, X_h) < H(X_v) + H(X_h)$, i.e., the visual and haptic signals can be compressed into a more compact code. In principle, this compression can be achieved without any loss of information.

However, it is the very nature of abstraction to “strip away” information about the details of a situation and only maintain a “coarser” and hopefully more generalizable representation. Consider again the situation of visuo-haptic perception of your favorite coffee cup. If we were to strip away the information that is only accessible to the visual modality (color and printed text/picture) and strip away the information that is accessible to only the haptic modality (temperature, surface roughness), then we are left with a much reduced and abstract representation that maintains essentially the 3-D shape of the cup and allows for many generalizations, e.g., how to grasp *this* particular cup versus many similarly shaped cups with virtually endless combinations of color, picture, text, surface roughness, and temperature. Thus, learning an abstract code by retaining information that is shared across modalities and stripping away information that is specific to only individual modalities may lead to very useful representations with high potential for generalization. How can this be done?

Here we investigate a possible solution that relies on autoencoding the multimodal inputs into a sufficiently compact lossy code. The rationale for this approach is as follows. Consider an autoencoder that learns to map the concatenation of X_v and X_h onto a small latent vector Z such that X_v and X_h can be reconstructed from Z with minimal loss. What information should Z encode? If the information coding capacity of Z is at least $H(X_v, X_h)$, then it can simply encode all the information contained in the visual and haptic signals. If it is smaller, however, then some information must be discarded. So what information should be kept and what information should be discarded? In general, it appears best to keep the information that X_v and X_h have in common, because this information aids in reconstructing both of them, essentially killing two (metaphorical) birds with one stone. Information that is present in only either X_v or X_h cannot be helpful in reconstructing the other. Therefore, an autoencoder with limited capacity will learn a representation that tends to prioritize the information that X_v and X_h have in common and tends to strip away the information that is unique to either modality. This is exactly the kind of abstract representation that we would like to achieve.

In the remainder of this article we make these ideas more concrete and study them in extensive computer simulations. We propose a number of models to learn abstract representations from multimodal input via autoencoding and compare their behavior. Throughout, we use synthetically generated inputs, since this allows us to precisely control the amount of information in individual sensory modalities and the amount of information that they share. We end by discussing broader implications of learning abstract representations through lossy compression of multimodal input for cognitive development.

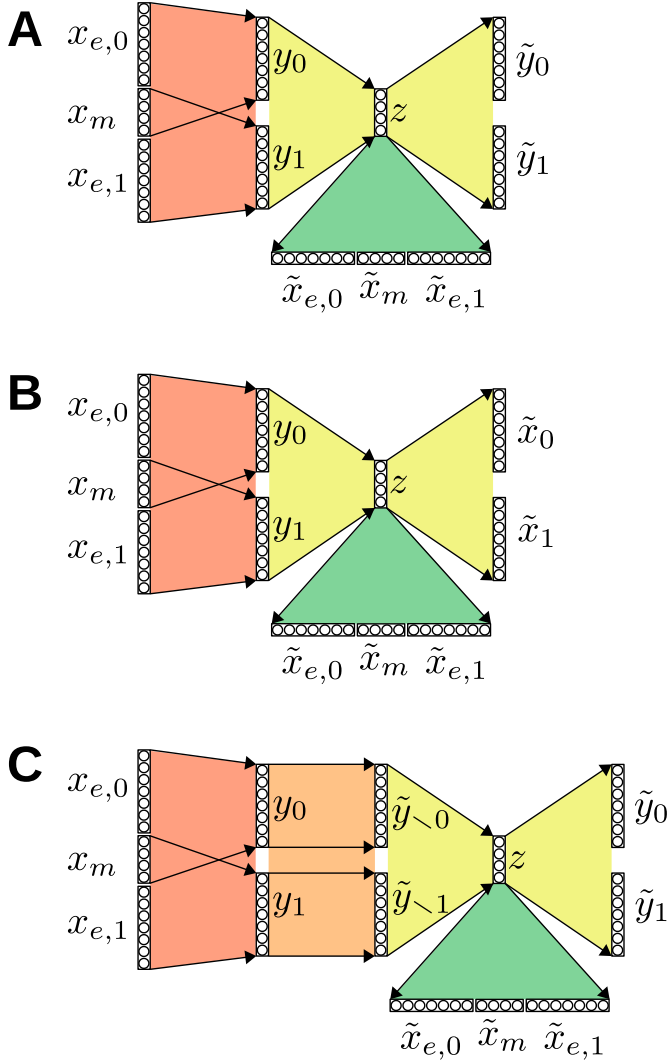


Fig. 1. Overview of the approaches, assuming only 2 modalities ($n = 2$). A. baseline experiment, jointly encoding the dependent vectors y_i . B. control experiment, jointly encoding the dependent vectors y_i but reconstructing the original data x_i . C. cross-modality prediction experiment, jointly encoding the predicted vectors $\tilde{y}_{\setminus i}$. In each schema, the red areas represent the random neural networks generating dependent vectors (section 2.1), the yellow areas represent the encoding and decoding networks (section 2.2), the green areas represent the readout networks (section 2.3), and the orange area represents the cross-modality prediction networks (section 2.4).

2 METHODS

Our general approach comprises three processing steps. In the first step we synthetically generate multimodal sensory data, where we control the amount of mutual information among the different sensory modalities. For this we use random multi-layer neural networks that map independent information sources x onto different “views” y seen by different sensory modalities. This models the process how multimodal sensory information is generated from unobserved causes in the world. In the second step, we train a neural network autoencoder with varying capacity, i.e., size of the central bottleneck, to learn a compressed (lossy) representation z from the concatenation of the multimodal inputs y . This models the process of a developing agent learning an abstract representation from multimodal sen-

sory information. In the third step we analyze the learned representation z and measure how much information it retains that is unique to individual modalities versus shared among multiple modalities. For this we train a third set of neural networks to reconstruct the original information sources x from the latent code z . The reconstruction error is a proxy for how much information has been lost during the encoding process. We now explain the three processing steps in detail.

2.1 Step 1: Generating Multimodal Input

We produce the multimodal sensory data in such a way that we can precisely control the amount of mutual information between the different sensory modalities. We first define a distribution p_m from which we sample information that will affect and that is therefore shared by all sensory modalities. p_m represents independent information sources in the world that affect multiple sensory modalities. We define it as a d_m -dimensional distribution of independent standard normal distributions. We then define a second distribution p_e , from which the information exclusive to each modality is sampled. We define p_e as a d_e -dimensional distribution of independent standard normal Gaussians. For a shared vector $x_m \sim p_m$ and n vectors $x_{e,i} \sim p_e$, $i \in \mathbb{N}_{n-1}$ we can create the vectors $x_i = x_{e,i} \oplus x_m$ carrying the information of each modality, where \oplus is the concatenation operation.

Our sensory modalities do not sample the underlying causes directly (e.g., objects and light sources), but indirectly (e.g., images provided by the eyes). To mimic such an indirect sampling of the world without making any strong assumptions, we generate the sensory inputs y that the learning agent perceives via random neural networks. Specifically, we define the input to modality i as:

$$y_i = \frac{C(x_i, \theta_{C,i}) - \mu_i}{\sigma_i}, \quad (2)$$

where C and $\theta_{C,i}$ are the input construction network and its weights for the modality i and μ_i and σ_i are constants calculated to normalize the components of y_i to zero mean and unit variance.

Tuning the amount of mutual information between the vectors y_i is done by changing the dimensionalities d_m and d_e of the vectors x_m and $x_{e,i}$, respectively. The amount of information preserved from the vectors x_i in the vectors y_i depends on the dimension d_y of the vectors y_i . We define d_y to be proportional to the dimension $d_x = d_m + d_e$:

$$d_y = k \times d_x, \quad (3)$$

where $k \gg 1$. This ensures that the sensory inputs y_i essentially retain all information from the sources x_m and $x_{e,i}$.

2.2 Step 2: Learning an Abstract Representation of Multimodal Input via Autoencoding

Taken together, the set of vectors $\{y_i\}_{i \in \mathbb{N}}$ carries once the information from each $x_{e,i}$ and n times the information from the mutual vector x_m . To show that a lossy-compression algorithm achieves a better encoding when favoring the reconstruction of the repeated information, we train an

autoencoder to jointly encode the set of the y_i . We therefore construct the concatenation $y = y_0 \oplus \dots \oplus y_{n-1}$ to train the autoencoder:

$$z = E(y, \theta_E) \quad (4)$$

$$\tilde{y} = D(z, \theta_D), \quad (5)$$

where E and θ_E are the encoding network and its weights and D and θ_D are the decoding network and its weights. Tuning the dimension d_z of the latent representation z enables us to control the amount of information lost in the encoding process. The training loss for the weights θ_E and θ_D is the mean squared error between the data and its reconstruction, averaged over the component dimension and summed over the batch dimension:

$$L_{E,D} = \sum_{\text{batch}} \frac{1}{nd_y} (y - \tilde{y})^2. \quad (6)$$

$$(7)$$

2.3 Step 3: Quantifying Independent and Shared Information in the Learned Latent Representation

Finally, in order to measure what information is preserved in the encoding z , we train readout neural networks to reconstruct the original data x_m and the vectors $x_{e,i}$:

$$\tilde{x}_m = R_m(z, \theta_m) \quad (8)$$

$$\tilde{x}_{e,i} = R_e(z, \theta_{R,i}), \quad (9)$$

where R_m and θ_m are the mutual information readout network and its weights, and the R_e and $\theta_{R,i}$ are the *exclusive information* readout networks and their weights.

The losses for training the readout operations are the mean squared errors between the readout and the original data summed over the batch dimension and averaged over the component dimension:

$$L_m = \frac{1}{d_m} \sum_{\text{batch}} (\tilde{x}_m - x_m)^2 \text{ and} \quad (10)$$

$$L_{e,i} = \frac{1}{d_e} \sum_{\text{batch}} (\tilde{x}_{e,i} - x_{e,i})^2. \quad (11)$$

Finally, once the readout networks trained, we measure the average *per data-point* mean squared errors

$$r_m = \frac{1}{d_m} \mathbb{E} [(\tilde{x}_m - x_m)^2] \text{ and} \quad (12)$$

$$r_e = \frac{1}{d_e} \mathbb{E} [(\tilde{x}_{e,i} - x_{e,i})^2], \quad (13)$$

serving as a measure of the portion of the mutual and exclusive data retained in the encoding z .

As a control condition, we also study a second encoding mechanism, where, instead of reconstructing the dependent vectors $y_0 \oplus \dots \oplus y_{n-1} = y$, the decoder part reconstructs the original data $x_0 \oplus \dots \oplus x_{n-1} = x$. The loss for training the encoder and decoder networks E and D from equation 6 then becomes:

$$L_{E,D} = \sum_{\text{batch}} \frac{1}{nd_x} (x - \tilde{x})^2. \quad (14)$$

2.4 An Alternative to Step 2: Isolating the Shared Information

We also compare the previous approach to an alternative architecture, designed specifically to isolate the information shared between the modalities. Let (A, B) be a pair of random variables defined over the space $\mathcal{A} \times \mathcal{B}$ with unknown joint distribution $P(A, B)$ and marginal distributions $P(A)$ and $P(B)$. Determining the mutual information between the variables A and B consists in finding either one of $P(A, B)$, $P(A|B)$ or $P(B|A)$. With no other assumptions, this process requires to sample many times from the joint distribution $P(A, B)$. We propose to make the strong assumption that the conditional probabilities are standard normal distributions with a fixed standard deviation σ

$$P(B = b|A = a) = \mathcal{N}(\mu(a), \sigma, b) \quad (15)$$

We can then try to approximate the function $\mu(a)$ with a neural network $M(a, \theta_M)$ maximizing the probability $P(B = b|A = a)$. $\mu(a)$ thus represents the most likely b associated with a , under the standard normal assumption. Training the network is done by minimizing the mean squared error loss

$$L_M = -\mathbb{E}_{a,b \sim P(A,B)} [\log(\mathcal{N}(\mu, \sigma, b))] \quad (16)$$

$$= \mathbb{E}_{a,b \sim P(A,B)} [(\mu - b)^2] \cdot K_1 + K_2 \quad (17)$$

with K_1 and K_2 constants depending on σ .

More concretely and using the notation from the first architecture, we define for each modality i a neural network $M(y_i, \theta_{M_i})$ learning to predict all other modality vectors $y_j, j \neq i$. The loss for the weights θ_{M_i} is defined

$$L_{M_i} = \sum_{\text{batch}} \frac{1}{(n-1)d_y} (y_{\setminus i} - \tilde{y}_{\setminus i})^2 \quad (18)$$

with

$$y_{\setminus i} = \bigoplus_{j \neq i} y_j \quad (19)$$

the concatenation of all vectors y_j for $j \neq i$ and $\tilde{y}_{\setminus i}$ the output of the network. We then consider the concatenation of the $\tilde{y}_{\setminus i}$ for all i as a high-dimensional code of the shared information. This code is then compressed using an autoencoder, similarly to the description in Section 2.2. We vary the dimension of the encoder's latent code. Finally, similarly to the first approach, we train readout networks from the compressed latent code to determine how mutual and exclusive information are preserved in the process.

Overall, this way of processing the data is analogous to the baseline experiment in that the cross modality prediction networks and the subsequent auto-encoder, when considered together, form a network that transforms the vectors y_i into themselves. Together, these two components can thus be considered as an auto-encoder, subject to a cross-modality prediction constraint.

Network	M	C	E	D	R_m	R_e
Dimension	$(n-1) \times d_y$	d_y	d_z	$n \times d_y$	d_m	d_x

TABLE 1
Dimension of the last layer of each neural network

2.5 Neural Network Training

In the following, we compare three architectures against each other (compare Fig. 1):

- The baseline architecture, simply auto-encoding the vectors y_i jointly (cf. Fig. 1A).
- The control condition with a simpler encoding task, where the vectors y_i are encoded into a latent code z , from which the decoder tries to reconstruct the original vectors x_i , from which the inputs y_i were generated (cf. Fig. 1B).
- The alternative architecture, where for each modality, a neural network tries to predict all other modalities and then all resulting predictions are jointly encoded, similarly to the baseline architecture (cf. Fig. 1C).

We will now describe the training procedure and implementation details. In order to show the nature of the information preferably preserved by the encoding process, we measure the quality of the readouts obtained as we vary the dimension of the latent vector d_z . To this end, for each dimension $d_z \in [1; d_{z,max}]$, we successively train the cross modality prediction networks (experiment C only), the autoencoder weights θ_E and θ_D and the readout weights θ_m and $\theta_{R,i}$. Once training is completed, we measure the average mean squared error of the readouts \tilde{x}_m and $\tilde{x}_{e,i}$.

We choose the distributions of the vectors x_m and $x_{e,i}$ to be multivariate standard normal with a zero mean and unit variance. Therefore, a random guess would score an average mean squared error of 1. Each experiment is repeated 3 times and results are averaged.

The neural networks for the input construction C , cross-modality prediction M , encoding E , decoding D , mutual readout R_m , and exclusive readout R_e all have three fully-connected layers. The two first always have a fixed dimension of 200 and use a ReLU as non-linearity. The final layer is always linear, its dimension for each network is reported in Table 1.

For each model architecture A, B, or C, we show the effect of varying the ratio between mutual and exclusive data and that of varying the number of modalities. The default experiment used $d_e = 4$, $d_m = 4$, $n = 2$, $k = 10$. We then varied $d_e \in \{4, 10, 16, 22\}$ or $n \in \{2, 3, 4, 5\}$, keeping all other parameters fixed.

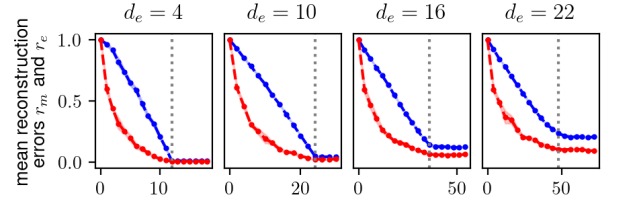
Each network is trained on 2500 batches of data of size 128 with a learning rate of 10^{-3} and using the Adam algorithm [11].

3 RESULTS

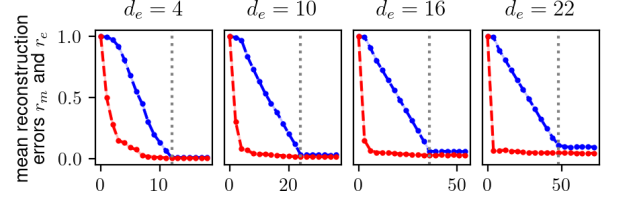
3.1 Lossy Compression of Multimodal Input Preferentially Encodes Information Shared Across Modalities

Figure 2 shows the reconstruction errors for exclusive vs. shared information as a function of d_z , the size of the

A joint encoding of the y_i s



B joint encoding of the y_i s, reconstruction of the x_i s



C cross-modality prediction based encoding

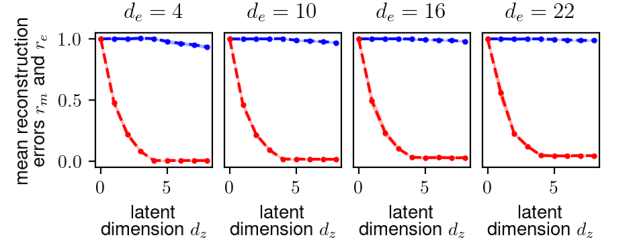


Fig. 2. Each plot represents the reconstruction error of the readout operation for the exclusive data r_e in blue, and for the shared data r_m in red, as a function of the auto-encoder latent dimension. The dotted vertical line indicates the latent dimension matching $nd_e + d_m$. The data point for a latent dimension of 0 is theoretically inferred to be equal to 1.0 (random guess). The four plots in one row correspond to different dimensions d_e of the exclusive data. The results are presented for the three architectures **A**, **B** and **C**.

autocoder's bottleneck, for the three different architectures. Each data point represents the mean of 3 repetitions of the experiments, and the shaded region around the curves indicate the standard deviation.

The grey dotted vertical line indicates the latent code dimension d_z matching the number of different univariate gaussian distributions used for generating the correlated vectors y_i , $d_{min} = d_m + nd_e$. Assuming that each dimension in the latent vector can encode the information in one normally distributed data source, when $d_z = d_{min}$ both the exclusive data and the shared data can theoretically be encoded with minimal information loss. Knowing that random guesses would score a reconstruction error of 1.0, we can augment the data with the theoretical values $r_m = 1$ and $r_e = 1$ for $d_z = 0$.

The results for the baseline architecture (**A**), jointly encoding the correlated vectors y_i , show that the data shared by all modalities is consistently better reconstructed by the autoencoder for all latent code sizes d_z . In particular, this is also true for over-complete codes when $d_z > d_{min}$. Information loss in that regime is due to imperfections of the function approximator. When the code dimension is below d_{min} , the information loss is greater, as not all of the data can pass through the autoencoder's bottleneck. These results confirm our intuition from the Introduction

that shared information should be preferentially encoded during lossy compression of multimodal inputs.

This information filtering is a consequence of neural networks' continuity, implying topological properties on the functions that they can learn. Indeed, while there exist non-continuous functions for which the dimensionality of the codomain is greater than that of the domain, the continuity property enforces that the dimension of the codomain is less or equal to that of the domain. As a consequence, the dimensionality of the codomain of the decoder network of an autoencoder is less than or equal to the dimensionality of the latent code. If the dimension of the latent code is itself lower than that of the data, as can be enforced by a bottleneck, it follows that the data and its reconstruction sit on manifolds of different dimensionality, implying information loss.

In the *under-complete* regime, $d_z < d_{min}$, the autoencoder shows a stronger preference for retaining the shared data, partly filtering out the exclusive data. The chief reason for this is that the shared data is essentially counted n times in the network's reconstruction loss, while the exclusive data is counted only once. As the dimension of the exclusive data d_e increases, we still observe the two training regimes for d_z less or greater than d_{min} , even though the boundary between both tends to vanish as we reach the network's capacity.

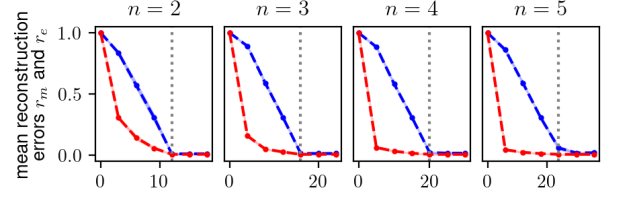
The results for the second (control) architecture (B), jointly encoding the correlated vectors y_i by reconstructing the original data vectors x_i rather than y_i , are similar in nature to those of experiment A. The main differences occur at low values of d_z . The readout quality of the exclusive data is overall higher and that of the shared data lower.

Finally, results for the alternative architecture (C), encoding the cross-modality predictions, are significantly different and confirm that it is possible to isolate the mutual information between different data sources. Notice how for $d_e = 4$, the readout quality of the exclusive data r_e seems to improve slowly as the dimension d_z increases. We verified that the values of r_e remain high for high values of d_z , measuring reconstruction errors converging around 0.8. Thus, this architecture is more effective in stripping away any exclusive information. This is because, by definition, exclusive information cannot be encoded during the initial cross-modality prediction (Fig. 1C, orange part).

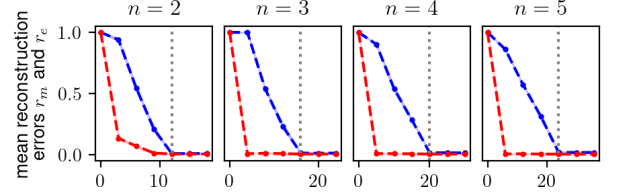
3.2 Increasing the Number of Modalities Promotes Retention of Shared Information

Figure 3 shows the results for varying the number of modalities. For architectures A and B, they show how increasing the number of modalities reinforces the retention of the shared data over the exclusive data. Note how the reconstruction errors for the shared information (red curves) decay more rapidly for higher numbers of modalities n . This is in contrast to architecture C, where results are very similar for different numbers of modalities. This is because the initial cross-modality prediction network (Fig. 1C, orange part) effectively removes all modality-specific information, leaving essentially the same encoding task for the subsequent autoencoder despite the different numbers of modalities n .

A joint encoding of the y_i s



B joint encoding of the y_i s, reconstruction of the x_i s



C cross-modality prediction based encoding

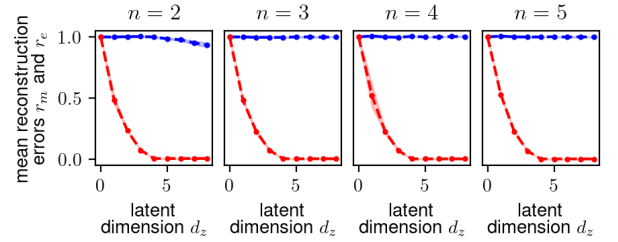


Fig. 3. Similarly to Fig. 2, each plot represents the reconstruction error of the readout operation for the exclusive data r_e in blue, and for the shared data r_m in red, as a function of the auto-encoder latent dimension. The four plots correspond to a different number n of modalities. The results are presented for the three architectures A, B and C.

4 DISCUSSION

We have explored the learning of abstract representations through lossy compression of multimodal information. Our key result is that lossy compression of multimodal inputs through autoencoding naturally favors the retention of information that is *shared* across the sensory modalities. Such shared information may be particularly useful for generalizing to new situations.

In this work, we have focused on generic autoencoders networks, as they are popular tools for dimensionality reduction and learning compressed representations of sensory signals in many contexts. In deep reinforcement learning, for example, they are frequently used to learn a compact abstract representation of high-dimensional (e.g., visual) input. In the future, it will be interesting to consider extensions of the generic autoencoder framework such as sparse autoencoders [12], [13] or other forms of regularized autoencoders such as beta-variational autoencoders [14], or encoder networks that learn to simultaneously predict rewards to focus limited encoding resources on relevant aspects of the sensory input.

Our approach to learning abstract representations from multimodal data can also be related to approaches that learn view-invariant visual object representations through temporal coherence [15], [16]. In such approaches, temporal input from a single, typically the visual, modality is considered and a code is learned that is slowly varying, e.g., through

trace rules or slow feature analysis (SFA), [17]. This corresponds to a lossy compression across time: fast changing information is discarded and slowly changing information is retained. For example, the fast changing information may be the pose of the object and the slowly changing information may be the object's identity. Both jointly determine the current image. By retaining information that is slowly varying, a viewpoint invariant representation of the object's identity can be learned, which can be used to recognize the object in different poses. This form of temporal compression of information is complementary to the multimodal compression we have considered here. In fact, the simple information theoretic argument from the Introduction applies in the same way if we replace the visual and haptic inputs X_v and X_h with, say, successive inputs from a single sensory modality. Lossy compression of such data will naturally favor the retention of information that the successive inputs have in common, i.e., information that is helpful for predicting X_{t+1} from X_t or vice versa. In the future, it will be interesting to consider learning abstract representations by abstracting across time and sensory modalities in hierarchical architectures.

Multimodal compression as discussed here may also be an effective driver of intrinsically motivated exploration in infants and robots. Schmidhuber proposed using compression progress as an intrinsic motivation signal [18]. In our own work, we have proposed the Active Efficient Coding (AEC) framework, that uses an intrinsic motivation for coding efficiency [19], [20], [21], [22]. AEC is an extension of classic efficient coding ideas [23] to active perception. Next to learning an efficient code for sensory signals, it proposes to control behavior in a way to maximize the information coming from different sources, while reducing the reconstruction loss during lossy compression. This has been shown to lead to the fully autonomous self-calibration of active perception systems for, e.g., active stereo vision or active motion vision. However, this approach has not been considered in a multimodal setting. For example, consider an infant (or a developing robot) moving her hand in front of her face. In this situation, visual and proprioceptive signals are coupled. As the hand is felt to move to the left, the visual sense indicates motion to the left. Thus, the signals can be jointly encoded more compactly or with less reconstruction loss. An intrinsic motivation trying to minimize such reconstruction loss will therefore promote behaviors, where signals from the different modalities are strongly coupled. For example, banging a toy on the table creates correlated sensations in visual, proprioceptive, haptic, and auditory modalities and affords strong compression when jointly encoding these signals. We conjecture that AEC-like intrinsic motivations may drive infants to engage in such behaviors and may be effective in guiding open-ended learning in robots.

ACKNOWLEDGMENTS

This work was supported by the European Union's Horizon 2020 Research and Innovation Program under Grant Agreement No 713010 (GOAL-Robots – Goal-based Open-ended Autonomous Learning Robots). JT acknowledges support from the Johanna Quandt foundation.

REFERENCES

- [1] LeCun, Y., Bottou, L., Bengio, Y., & Haffner, P. (1998). Gradient-based learning applied to document recognition. *Proceedings of the IEEE*, 86(11), 2278-2324.
- [2] He, K., Zhang, X., Ren, S., & Sun, J. (2016). Deep residual learning for image recognition. In *Proceedings of the IEEE conference on computer vision and pattern recognition* (pp. 770-778).
- [3] Zhang, X., Zou, J., He, K., & Sun, J. (2015). Accelerating very deep convolutional networks for classification and detection. *IEEE transactions on pattern analysis and machine intelligence*, 38(10), 1943-1955.
- [4] Su, J., Vargas, D. V., & Sakurai, K. (2019). One pixel attack for fooling deep neural networks. *IEEE Transactions on Evolutionary Computation*, 23(5), 828-841.
- [5] Brown, T. B., Mané, D., Roy, A., Abadi, M., & Gilmer, J. (2017). Adversarial patch. *arXiv preprint arXiv:1712.09665*.
- [6] Sutton, R. S., & Barto, A. G. (2018). *Reinforcement learning: An introduction*. MIT press.
- [7] Mnih, V., Kavukcuoglu, K., Silver, D., Graves, A., Antonoglou, I., Wierstra, D., & Riedmiller, M. (2013). Playing atari with deep reinforcement learning. *arXiv preprint arXiv:1312.5602*.
- [8] Van Hasselt, H., Guez, A., & Silver, D. (2015). Deep reinforcement learning with double q-learning. *arXiv preprint arXiv:1509.06461*.
- [9] Lloyd, S. (1982). Least squares quantization in PCM. *IEEE transactions on information theory*, 28(2), 129-137.
- [10] Kramer, M. A. (1991). Nonlinear principal component analysis using autoassociative neural networks. *AIChE journal*, 37(2), 233-243.
- [11] Kingma, D. P., & Ba, J. (2014). Adam: A method for stochastic optimization. *arXiv preprint arXiv:1412.6980*.
- [12] Makhzani, A., & Frey, B. (2013). K-sparse autoencoders. *arXiv preprint arXiv:1312.5663*.
- [13] Ng, A. (2011). Sparse autoencoder. *CS294A Lecture notes*, 72(2011), 1-19.
- [14] Higgins, I., Matthey, L., Pal, A., Burgess, C., Glorot, X., Botvinick, M., ... & Lerchner, A. (2016). beta-vae: Learning basic visual concepts with a constrained variational framework.
- [15] Einh user, W., Hipp, J., Eggert, J., K rner, E., & K nig, P. (2005). Learning viewpoint invariant object representations using a temporal coherence principle. *Biological Cybernetics*, 93(1), 79-90.
- [16] F ldi k, P. (1991). Learning invariance from transformation sequences. *Neural Computation*, 3(2), 194-200.
- [17] Berkes, P., & Wiskott, L. (2005). Slow feature analysis yields a rich repertoire of complex cell properties. *Journal of vision*, 5(6), 9-9.
- [18] Schmidhuber, J. (2008, June). Driven by compression progress: A simple principle explains essential aspects of subjective beauty, novelty, surprise, interestingness, attention, curiosity, creativity, art, science, music, jokes. In *Workshop on anticipatory behavior in adaptive learning systems* (pp. 48-76). Springer, Berlin, Heidelberg.
- [19] Zhao, Y., Rothkopf, C. A., Triesch, J., & Shi, B. E. (2012, November). A unified model of the joint development of disparity selectivity and vergence control. In *2012 IEEE International Conference on Development and Learning and Epigenetic Robotics (ICDL)* (pp. 1-6). IEEE.
- [20] Vikram, T. N., Teul  re, C., Zhang, C., Shi, B. E., & Triesch, J. (2014, October). Autonomous learning of smooth pursuit and vergence through active efficient coding. In *4th International Conference on Development and Learning and on Epigenetic Robotics* (pp. 448-453). IEEE.
- [21] Eckmann, S., Klimmasch, L., Shi, B. E., & Triesch, J. (2020). Active efficient coding explains the development of binocular vision and its failure in amblyopia. *Proceedings of the National Academy of Sciences*, 117(11), 6156-6162.
- [22] Wilmot, C., Shi, B. E., & Triesch, J. (2020, October). Self-Calibrating Active Binocular Vision via Active Efficient Coding with Deep Autoencoders. In *International Conference on Development and Learning and on Epigenetic Robotics*. IEEE.
- [23] Barlow, H. B. (1961). Possible principles underlying the transformation of sensory messages. *Sensory communication*, 1, 217-234.



Charles Wilmot attended preparatory classes for France's *Grandes Ecoles* at the University of Valenciennes and received the B.E. in maths in 2013, and received an engineering diploma and the M.E. in information technologies at the *École nationale supérieure d'électronique, informatique, télécommunications, mathématiques et mécanique de Bordeaux* in 2016. He then integrated the research team of Jochen Triesch in Frankfurt, where he studied developmental robotics, intrinsically motivated reinforcement

learning and hierarchical reinforcement learning in the intent of obtaining the Ph.D. in 2021.



Jochen Triesch received his Diploma and Ph.D. degrees in Physics from the University of Bochum, Germany, in 1994 and 1999, respectively. After two years as a post-doctoral fellow at the Computer Science Department of the University of Rochester, NY, USA, he joined the faculty of the Cognitive Science Department at UC San Diego, USA as an Assistant Professor in 2001. In 2005 he became a Fellow of the Frankfurt Institute for Advanced Studies (FIAS), in Frankfurt am Main, Germany. In 2006

he received a Marie Curie Excellence Center Award of the European Union. Since 2007 he is the Johanna Quandt Research Professor for Theoretical Life Sciences at FIAS. He also holds professorships at the Department of Physics and the Department of Computer Science and Mathematics at the Goethe University in Frankfurt am Main, Germany. In 2019 he obtained a visiting professorship at the Université Clermont Auvergne, France. His research interests span Computational Neuroscience, Machine Learning, and Developmental Robotics.