

Sequential decoding of high-rate Reed-Muller codes

Mikhail Kamenev

Moscow Research Center, Huawei Technologies Co., Ltd.

Moscow, Russia

Email: kamenev.mikhail1@huawei.com

Abstract—A soft-input sequential decoder for Reed-Muller (RM) codes of length 2^m and order $m-3$ is proposed. The considered algorithm sequentially processes different permuted versions of the received vector using a decoder of an extended Hamming code, with permutations being selected on-the-fly from the RM codes' automorphism group based on soft information from a channel. It is shown that the proposed algorithm outperforms the recursive list decoder with similar computational complexity and achieves near maximum-likelihood decoding performance with reasonable computational complexity for RM codes of length 512 and 1024.

I. INTRODUCTION

Binary Reed-Muller (RM) codes are a family of error-correcting codes of length $n = 2^m$ discovered by Muller [1] and shortly after by Reed, who also proposed a hard-input majority-logic decoder that achieves bounded distance decoding [2]. A low-complex hard-input maximum-likelihood (ML) decoder that outperforms bounded distance decoding has been proposed recently for RM codes of order $m-3$ [3].

If a priori probabilities for the received bits are available, the performance of hard-input decoders can be improved using soft-input recursive decoders [4]–[6]. A list version of recursive decoding with moderate list size achieves ML decoding performance for RM codes of length up to 512 [7]. The permutation group of RM codes can be used to improve the performance of both recursive and recursive list decoding algorithms [7]–[9]. However, these decoders need a large list size or a large number of permutations to perform close to an ML decoder for codes of length larger than 256.

Several other soft-input decoding algorithms for RM codes have been proposed recently [10]–[13]. For instance, a recursive projection-aggregation algorithm demonstrates near ML decoding performance for second-order RM codes [11], while a recursive puncturing-aggregation algorithm is suitable for high-rate RM codes decoding [12]. Although these algorithms allow for parallel implementation, their computational complexity is high compared to the recursive list decoder.

In this paper, we propose a novel sequential decoding algorithm for Reed-Muller codes of order $m-3$. In contrast to the recursive algorithm that uses the recursive structure of the code to get a noisy codeword of a lower rate RM code, we propose to process the received vector in a sequential manner using an extended Hamming code decoder. To improve the performance of this algorithm, we use permutations from the automorphism group of the code. These permutations are selected on-the-fly based on soft information from a channel. We demonstrate that the proposed algorithm outperforms the

recursive list decoder with similar computational complexity and achieves near ML decoding performance with reasonable computational complexity for RM codes of length 512 and 1024.

The rest of the paper is organized as follows. Section II briefly introduces RM codes and the RM codes' permutation group. In Section III, we introduce a sequential decoding algorithm. An algorithm that selects permutations from the code's automorphism group based on soft information from a channel is described in Section IV. Numerical results are presented in Section V. We conclude the paper in Section VI.

II. PRELIMINARIES

In the following, we use bold lower case letters to denote vectors and bold upper case letters to denote matrices. We denote the i -th element of a vector \mathbf{x} as \mathbf{x}_i and we assume that indexing starts with zero. We use \oplus to denote a sum modulo 2.

Denote by $f(v) = f(v_0, \dots, v_{m-1})$ a Boolean function of m variables that is written in the algebraic normal form. Let \mathbf{f} be the vector of length 2^m containing values of f at all of its 2^m arguments. The binary RM code $\mathcal{R}(r, m)$ of order r and length 2^m , $0 \leq r \leq m$, is the set of all vectors \mathbf{f} , where $f(v)$ is a Boolean function of degree at most r . The RM code $\mathcal{R}(r+1, m+1)$ can be represented in a recursive manner using $|\mathbf{u}| \mathbf{u} \oplus \mathbf{v}|$ construction, where $\mathbf{u} \in \mathcal{R}(r+1, m)$ and $\mathbf{v} \in \mathcal{R}(r, m)$ [14, Sec. 13.3].

RM codes have the permutation group, which is isomorphic to the whole affine group $GA(m)$ [14, Sec. 13.9]. Recall that the permutation group (or automorphism group) of a code contains permutations of the code positions that transform any codeword of the code to another or the same codeword. For RM codes, these transformations can be expressed in terms of Boolean functions as follows: replace $f(v_0, \dots, v_{m-1})$ with $f(\bigoplus \hat{a}_{0j} v_j \oplus \mathbf{b}_0, \dots, \bigoplus \hat{a}_{(m-1)j} v_j \oplus \mathbf{b}_{m-1})$, where $\hat{\mathbf{A}} = (\hat{a}_{ij})$ is an invertible $m \times m$ binary matrix and \mathbf{b} is a binary vector [14, Sec. 13.9].

Let i be a code bit position and let \mathbf{i} be its binary representation. Then, for a given invertible $m \times m$ binary matrix \mathbf{A} and a vector \mathbf{b} , permutation π from the automorphism group of a code can be written as $\pi(i) = \sum_{k=0}^{m-1} 2^k \mathbf{j}_k$, where $\mathbf{j} = \mathbf{A}\mathbf{i} \oplus \mathbf{b}$ [15].

III. SEQUENTIAL DECODING

Consider an RM code $\mathcal{R}(m-3, m)$ of length n . Suppose that $\mathbf{c} \in \mathcal{R}(m-3, m)$ is transmitted over a binary-input

additive white Gaussian noise (BI-AWGN) channel and let \mathbf{x} be the received vector. The log-likelihood ratio (LLR) vector \mathbf{y} is then calculated as

$$\mathbf{y}_i \triangleq \ln \frac{p(\mathbf{x}_i | \mathbf{c}_i = 0)}{p(\mathbf{x}_i | \mathbf{c}_i = 1)} = \frac{2\mathbf{x}_i}{\sigma^2}, \quad (1)$$

where σ^2 is the noise variance of the channel.

Let $\mathbf{y}^m = \mathbf{y}$. Recall that a codeword $\mathbf{c} \in \mathcal{R}(m-3, m)$ can be written as $\mathbf{c} = [\mathbf{u} | \mathbf{u} \oplus \mathbf{v}]$, where $\mathbf{u} \in \mathcal{R}(m-3, m-1)$, $\mathbf{v} \in \mathcal{R}(m-4, m-1)$, and $[\mathbf{x} | \mathbf{x}']$ denotes the concatenation of vectors \mathbf{x} and \mathbf{x}' . Note that \mathbf{u} is a codeword of an extended Hamming code. So, it is possible to use a low-complex Chase II decoding algorithm [16] to decode the first half of the LLR vector \mathbf{y}^m . Assume that the first half of the vector \mathbf{y}^m is decoded correctly, i.e. the Chase decoder returns \mathbf{u} as the hard output. Then the LLR vector \mathbf{y}^{m-1} corresponding to \mathbf{v} can be easily obtained as $\mathbf{y}_i^{m-1} = (1 - 2\mathbf{u}_i) \mathbf{y}_{n/2+i}^m$, $0 \leq i < n/2$.

Since $\mathbf{v} \in \mathcal{R}(m-4, m-1)$, it can be written as $\mathbf{v} = [\mathbf{u}' | \mathbf{u}' \oplus \mathbf{v}']$, where $\mathbf{u}' \in \mathcal{R}(m-4, m-2)$ and $\mathbf{v}' \in \mathcal{R}(m-5, m-2)$. So, \mathbf{y}^{m-1} can be processed in the same manner as \mathbf{y}^m . This process continues until \mathbf{y}^4 , i.e. a noisy codeword of $\mathcal{R}(1, 4)$, which is decoded using fast Hadamard transform (FHT) [17]. The algorithm described above is called a sequential decoding algorithm.

Remark 1: There is an efficient bit-wise maximum a posteriori decoder of the extended Hamming codes that has computational complexity $\mathcal{O}(n \log n)$ [18]. Unfortunately, the output of this decoder is not necessarily a codeword of the extended Hamming code. It is the main reason why sequential decoding uses the Chase algorithm to decode an extended Hamming code.

Remark 2: Note that sequential decoding can be applied recursively for an arbitrary RM code. Although the performance of this algorithm is very poor, an approach similar to a permutation-based algorithm proposed in [8] for recursive decoding can be used to enhance the performance of the recursive version of sequential decoding. Unfortunately, we found that, for arbitrary RM codes, the permutation-based algorithm has larger computational complexity than the recursive list algorithm with similar performance. Therefore, we do not consider the recursive version of sequential decoding in this paper.

The formal description of the sequential algorithm is given in Algorithm 1. Note that this algorithm uses the Chase II algorithm with m non-reliable bits for decoding of length 2^m extended Hamming code. We consider the following implementation of the Chase II algorithm in Algorithm 1. Suppose that $\mathbf{y}_{i_0}, \mathbf{y}_{i_1}, \dots, \mathbf{y}_{i_{m-1}}$ are m LLRs with the smallest absolute values. The Chase II algorithm enumerates all 2^m possible hard output for codeword bits corresponding to these non-reliable LLRs. The rest hard values are assigned based on the sign of the LLR values. Then, 2^m hard vectors are decoded using syndrome decoding of extended Hamming code. Namely, if the syndrome equals a column in the parity-check matrix of the code, then a bit corresponding to this column is flipped. Otherwise, the failure is declared for the given hard pattern of

Algorithm 1: The SeqDec decoding function

Input: An LLR vector \mathbf{y} of length $n = 2^m$

Output: A decoded codeword \mathbf{c}

```

1 Let  $\mathbf{c}$  be zero vector of length  $n$ 
2 for  $l = m-1, m-2, \dots, 4$  do
3    $\mathbf{y}^l \leftarrow [\mathbf{y}_{2^{m-2^{l+1}}}, \mathbf{y}_{2^{m-2^{l+1}}+1}, \dots, \mathbf{y}_{2^{m-2^l-1}}]$ 
4    $\mathbf{c}^l \leftarrow \text{ChaseII}(\mathbf{y}^l)$  // ChaseII function
   decodes an input LLR vector of
   length  $2^l$  using Chase II algorithm
   with  $l$  non-reliable bits [16]
5   for  $i = 0, 1, \dots, 2^l - 1$  do
6      $\mathbf{y}_{2^{m-2^l+i}}^{m-1} \leftarrow (1 - 2\mathbf{c}_i^l) \mathbf{y}_{2^{m-2^l+i}}^m$ 
7      $\mathbf{c}_{2^{m-2^l+i}+1}^{m-1} \leftarrow \mathbf{c}_{2^{m-2^l+i}+1}^m \oplus \mathbf{c}_i^l$ 
8      $\mathbf{c}_{2^{m-2^l+i}}^{m-1} \leftarrow \mathbf{c}_{2^{m-2^l+i}}^m \oplus \mathbf{c}_i^l$ 
9   end
10 end
11  $\mathbf{y}^4 \leftarrow [\mathbf{y}_{2^{m-16}}, \mathbf{y}_{2^{m-15}}, \dots, \mathbf{y}_{2^{m-1}}]$ 
12  $\mathbf{c}^4 \leftarrow \text{FHTDec}(\mathbf{y}^4)$  // FHTDec function
   performs ML decoding of an input LLR
   vector using the FHT-based algorithm
   [17]
13 for  $i = 0, 1, \dots, 15$  do
14    $\mathbf{c}_{2^{m-16+i}}^{m-1} \leftarrow \mathbf{c}_{2^{m-16+i}}^4 \oplus \mathbf{c}_i^4$ 
15 end
16 return  $\mathbf{c}$ 

```

length m . Consequently, this procedure can generate at most 2^m codewords of an extended Hamming code. Finally, the algorithm computes a correlation discrepancy [19, Sec. 10.1] for each of these codewords and returns the codeword with the smallest metric value.

Lemma 1: Algorithm 1 has computational complexity $\mathcal{O}(n \log n)$.

Proof: First, we show that the running time of all ChaseII function calls used in Algorithm 1 is $\mathcal{O}(n \log n)$. Consider the ChaseII function and assume that its input is a vector \mathbf{y}^l of length $n' = 2^l$. In the beginning, this function uses sorting, which has running time $\mathcal{O}(n' \log n')$, to find non-reliable LLRs. Then, the algorithm runs syndrome decoding n' times. The computational complexity of this procedure is optimized as follows. Suppose that the hard decision is made based on the LLR vector and the syndrome \mathbf{s} is computed. We assume that, in case of extended Hamming code, the syndrome computation can be done using a summation of integer numbers modulo 2. Therefore, the running time of the syndrome's calculation is $\mathcal{O}(n')$. If \mathbf{s} is known, then the calculation of syndrome for each hard pattern of length l requires at most l summations modulo 2. Consequently, the computational complexity of the syndromes' calculation is $\mathcal{O}(n' \log n')$. Since an integer representation s of the syndrome \mathbf{s} is less than $2n'$, one can use an array of length $2n'$ to find a position of error bit with the running time $\mathcal{O}(1)$. As a result, the running time of this part of the function ChaseII is $\mathcal{O}(n' \log n')$.

The correlation discrepancy of a codeword \mathbf{c} is calculated as $\sum_{i \in \mathcal{I}} |\mathbf{y}_i^1|$, where $\mathcal{I} = \{i : \text{sign}(\mathbf{y}_i^1) \neq (1 - 2\mathbf{c}_i)\}$ [19, Sec. 10.1]. Observe that the algorithm calculates the correlation discrepancy for codewords such that $|\mathcal{I}| \leq l + 1$. Consequently, all metric values are calculated in $\mathcal{O}(n' \log n')$. Therefore, the running time of $\text{ChaseII}(\mathbf{y}^1)$ is $\mathcal{O}(n' \log n')$. Note that the function ChaseII is applied to vectors of length $2^5, 2^6, \dots, 2^{m-1}$. Hence, the total running time of this function in Algorithm 1 is $\mathcal{O}(n \log n)$.

Since the operations in lines 6 – 8 of Algorithm 1 have linear computational complexity, the running time of for loop in lines 2 – 10 of Algorithm 1 is $\mathcal{O}(n \log n)$. Note that lines 11 – 15 of Algorithm 1 deal with a vector of length 16. Therefore, this part of the algorithm takes constant running time. It follows that the the running time of Algorithm 1 is indeed $\mathcal{O}(n \log n)$. ■

Lemma 2: The space complexity of a sequential implementation of Algorithm 1 is $\mathcal{O}(n)$.

Proof: Consider the function ChaseII and assume that its input is a vector \mathbf{y}^1 of length $n' = 2^l$. Sorting used in this function can be implemented in place [20, Part II]. Thus, the total memory required for sorting is $\mathcal{O}(n')$.

The syndrome decoding used in the function ChaseII needs to store at most $l+1$ positions of the received LLRs with the incorrect sign, the value of the correlation discrepancy, and an array of size $2n'$ that maps the syndrome value to the position of incorrect bit. Also, the algorithm needs to store the error positions corresponding to the codeword with the smallest correlation discrepancy and the metric of this codeword. Since we consider a sequential implementation of this algorithm, the space complexity of syndrome decoding is $\mathcal{O}(n')$. Consequently, the function ChaseII has linear space complexity.

Since the function FHTDec and the for loop in lines 13–15 deal with a vector of constant length, it follows that lines 11–15 require constant amount of memory. Thus, the space complexity of Algorithm 1 is $\mathcal{O}(n)$. ■

Note that the output of Algorithm 1 is a codeword of $\mathcal{R}(m-3, m)$. We prove it by the induction on m . Consider the base case of $m = 4$. In this case, the output of the algorithm equals the output of the FHT based decoder of the first-order RM codes, and the claim holds. Assume that the claim holds for all $\mathcal{R}(m-3, m)$ and we prove it for $\mathcal{R}(m-2, m+1)$. Consider the for-loop in lines 2 – 10 of Algorithm 1. In the first iteration, the Chase decoder is used to get a codeword of $\mathcal{R}(m-2, m)$ and it is assigned to the first and the second halves of the vector \mathbf{c} . Then, the algorithm processes the second half of the LLR vector \mathbf{y} and, by the induction hypothesis, returns a codeword of $\mathcal{R}(m-3, m)$. This codeword is added to the second half of the vector \mathbf{c} (see lines 7–8 and line 14). Therefore, the output of Algorithm 1 can be written as $\mathbf{c} = [\mathbf{u} | \mathbf{u} \oplus \mathbf{v}]$, where $\mathbf{u} \in \mathcal{R}(m-2, m)$, $\mathbf{v} \in \mathcal{R}(m-3, m)$. Thus, $\mathbf{c} \in \mathcal{R}(m-2, m+1)$.

IV. PERMUTATION-BASED SEQUENTIAL DECODING

Consider sequential decoding of $\mathcal{R}(m-3, m)$. Observe that $\mathcal{R}(m-3, m-1)$ has a higher rate than $\mathcal{R}(m-3, m)$. As a consequence, $\mathcal{R}(m-3, m-1)$ has a higher block error probability under ML decoding than $\mathcal{R}(m-3, m)$. Since the sequential algorithm uses the original LLR vector for decoding of $\mathcal{R}(m-3, m-1)$, the block error probability of $\mathcal{R}(m-3, m)$ under sequential decoding is lower bounded by the block error probability of the extended Hamming code under ML decoding. Therefore, the performance of the sequential decoder is very poor.

The performance of sequential decoding can be enhanced using permutations from the automorphism group of the code. For instance, different permuted LLR vectors are decoded using the sequential algorithm and then the output codewords are de-interleaved. The output of this algorithm is a codeword with the best metric. A similar approach has been used for recursive decoding [8] and it allows to improve the performance of the recursive algorithm significantly. However, we found that permutations for sequential decoding can be selected based on soft information from a channel. It results in a better performance in comparison with the case of random permutations.

In this section, we present an efficient algorithm for selection of permutations from the automorphism group of the code for sequential decoding. This algorithm aims to find a permutation that moves reliable LLRs, i.e. LLRs with large absolute values, to the first half of the vector, while non-reliable LLRs, i.e. LLRs with small absolute values, are moved as close to the end of the vector as possible.

Consider a PermTransform function presented in Algorithm 2. This function takes as input a random permutation π of length $n = 2^m$ and transforms it into a permutation $\hat{\pi}$ from the automorphism group of the code. In the next proposition, we prove the correctness of this function.

Proposition 1: The output of the PermTransform function is a permutation from the automorphism group of RM codes.

Proof: Recall that a permutation from the automorphism group of the code can be defined using matrix multiplication as $\hat{\pi}(i) = \sum_{k=0}^{m-1} 2^k \mathbf{j}_k$, where $\mathbf{j} = \mathbf{A}\mathbf{i} \oplus \mathbf{b}$, \mathbf{i} is a binary representation of index i , $\mathbf{A} = (a_{rc})$ is an invertible $m \times m$ binary matrix, and \mathbf{b} is a binary vector [15]. Observe that $\hat{\pi}(0) = \sum_{k=0}^{m-1} 2^k \mathbf{b}_k$. Therefore, the PermTransform function chooses as \mathbf{b} a binary representation of $\pi(0)$ (line 2). If a binary representation of an index i contains only one non-zero entry, i.e. indices $i = 2^l$, $l \in \{0, \dots, m-1\}$, then $\hat{\pi}(i) = \sum_{k=0}^{m-1} 2^k (a_{k(m-l-1)} \oplus \mathbf{b}_k)$. Consequently, $\hat{\pi}(2^0), \hat{\pi}(2^1), \dots, \hat{\pi}(2^{m-1})$ define the columns of the matrix \mathbf{A} plus the vector \mathbf{b} (line 10). The while loop in lines 7 – 9 is used to guarantee that the matrix \mathbf{A} corresponding to the permutation $\hat{\pi}$ is non-invertible.

It remains to show that $\hat{\pi}(i)$ calculated in lines 13–16 equals $\sum_{k=0}^{m-1} 2^k \mathbf{j}_k$, where $\mathbf{j} = \mathbf{A}\mathbf{i} \oplus \mathbf{b}$. We prove it by induction on l used in for loop in lines 6 – 17. Observe that the claim holds

for the base case of $l = 1$ (it is the smallest l , for which the algorithm enters the loop in lines 13–16). Indeed,

$$\begin{aligned}\hat{\pi}(3) &= \sum_{k=0}^{m-1} 2^k (a_{k(m-1)} \oplus a_{k(m-2)} \oplus \mathbf{b}_k) \\ &= \left[\sum_{k=0}^{m-1} 2^k (a_{k(m-1)} \oplus \mathbf{b}_k) \right] \\ &\oplus \left[\sum_{k=0}^{m-1} 2^k (a_{k(m-2)} \oplus \mathbf{b}_k) \right] \oplus \sum_{k=0}^{m-1} 2^k \mathbf{b}_k \\ &= \hat{\pi}(1) \oplus \hat{\pi}(2) \oplus \hat{\pi}(0).\end{aligned}\quad (2)$$

Let us assume that the claim holds for l and we prove it for $l+1$. Observe that $\hat{\pi}(i) = \sum_{k=0}^{m-1} 2^k \mathbf{j}_k$, $i \leq 2^l$, where $\mathbf{j} = \mathbf{A}\mathbf{i} \oplus \mathbf{b}$. Consider an index t , $2^l < t < 2^{l+1}$. Denote by $\hat{\mathbf{i}}$ a binary representation of 2^l and denote by $\hat{\mathbf{i}}^t$ a binary representation of $t - 2^l$. Let $\hat{\mathbf{z}} = \mathbf{A}\hat{\mathbf{i}}$, let $\hat{\mathbf{z}}^t = \mathbf{A}\hat{\mathbf{i}}^t$, and let $\mathbf{z} = \mathbf{A}\mathbf{t}$. Since $t \in \{2^l + 1, \dots, 2^{l+1} - 1\}$, it follows that $t = (t - 2^l) \oplus 2^l$. Consequently,

$$\begin{aligned}\hat{\pi}(t) &= \sum_{k=0}^{m-1} 2^k (\mathbf{z}_k \oplus \mathbf{b}_k) = \sum_{k=0}^{m-1} 2^k (\hat{\mathbf{z}}_k \oplus \hat{\mathbf{z}}_k^t \oplus \mathbf{b}_k) \\ &= \left[\sum_{k=0}^{m-1} 2^k (\hat{\mathbf{z}}_k \oplus \mathbf{b}_k) \right] \oplus \left[\sum_{k=0}^{m-1} 2^k (\hat{\mathbf{z}}_k^t \oplus \mathbf{b}_k) \right] \\ &\oplus \sum_{k=0}^{m-1} 2^k \mathbf{b}_k = \hat{\pi}(2^l) \oplus \hat{\pi}(t - 2^l) \oplus \hat{\pi}(0).\end{aligned}\quad (3)$$

This establishes the inductive step and completes the proof that the function `PermTransform` returns a permutation from the automorphism group of RM codes. ■

Consider an LLR vector $\mathbf{y} = [y_0, y_1, \dots, y_{n-1}]$, $n = 2^m$. Let π be a permutation such that the vector of LLR's absolute values $[|y_{\pi(0)}|, |y_{\pi(1)}|, \dots, |y_{\pi(n-1)}|]$ is ordered in the ascending order and denote by $\hat{\pi}$ the result of `PermTransform`(π). Observe that $\forall j \in \{0, \dots, 4\} \exists i \in \{0, \dots, 15\} : \hat{\pi}(i) = \pi(j)$. Therefore, there are at least 5 non-reliable LLRs among the first 16 elements of the vector $[y_{\hat{\pi}(0)}, y_{\hat{\pi}(1)}, \dots, y_{\hat{\pi}(n-1)}]$. Note that the permutation $\bar{\pi}$ of length n , $\bar{\pi}(i) = n - 1 - i$, is in the automorphism group of the code ($\bar{\pi}(i) = \sum_{k=0}^{m-1} 2^k (\mathbf{i}_k \oplus 1)$, where \mathbf{i} is a binary representation of i). Consequently, the permutation $\hat{\pi} \circ \bar{\pi}$ is in the automorphism group of the code and this permutation can be used to map non-reliable LLRs close to the end of the vector. In such a case, if the sequential algorithm decodes the vector $[y_{\hat{\pi}(n-1)}, y_{\hat{\pi}(n-2)}, \dots, y_{\hat{\pi}(0)}]$, then non-reliable LLRs will be processed by FHT in the last step of the decoding algorithm. We found that this preprocessing significantly decreases the block error probability of the sequential decoder.

Lemma 3: The running time and the space complexity of Algorithm 2 are $\mathcal{O}(n)$.

Proof: Algorithm 2 uses two summations modulo 2 to calculate the majority of $\hat{\pi}(t)$ and simple assigning for the others. Consequently, the complexity of the $\hat{\pi}$ calculation is $\mathcal{O}(n)$. Note that this function also uses a simple check in lines

Algorithm 2: The `PermTransform` function for the permutation-based sequential decoding algorithm

Input: A random permutation π of length n

Output: A permutation $\hat{\pi}$ from the automorphism group of length n RM codes

```

1 Let  $\hat{\pi}$  be a permutation of length  $n$ 
2  $\hat{\pi}(0) \leftarrow \pi(0)$ 
3 Let  $\mathbf{x}$  be zero vector of length  $n$ 
4  $\mathbf{x}_{\hat{\pi}(0)} \leftarrow 1$ 
5  $i \leftarrow 1$ 
6 for  $l = 0, 1, \dots, \log_2 n - 1$  do
7   while  $\mathbf{x}_{\pi(i)} = 1$  do
8      $i \leftarrow i + 1$ 
9   end
10   $\hat{\pi}(2^l) \leftarrow \pi(i)$ 
11   $\mathbf{x}_{\hat{\pi}(2^l)} \leftarrow 1$ 
12   $i \leftarrow i + 1$ 
13  for  $t = 2^l + 1, 2^l + 2, \dots, 2^{l+1} - 1$  do
14     $\hat{\pi}(t) \leftarrow \hat{\pi}(t - 2^l) \oplus \hat{\pi}(2^l) \oplus \hat{\pi}(0)$ 
15     $\mathbf{x}_{\hat{\pi}(t)} \leftarrow 1$ 
16  end
17 end
18 return  $\hat{\pi}$ 
```

7–9. The complexity of this check in the worst case is also $\mathcal{O}(n)$. Therefore, the running time of Algorithm 2 is $\mathcal{O}(n)$.

Algorithm 2 allocates memory to store the output permutation and the temporary array \mathbf{x} of size n . Thus, the space complexity of Algorithm 2 is $\mathcal{O}(n)$. ■

We now introduce the permutation-based sequential decoding algorithm. The formal description of this algorithm is presented in Algorithm 3. First, we describe an algorithm for permutations selection, which is illustrated in Fig. 1. In the beginning, sorting is used to find indices of l LLRs with the smallest absolute values $\mathbf{i}^N = [i_0^N, i_1^N, \dots, i_{l-1}^N]$. Denote by $\mathbf{i}^R = [i_0^R, i_1^R, \dots, i_{n-l-1}^R]$ a vector with the rest $n - l$ indices. Then, \mathbf{i}^N and \mathbf{i}^R are permuted using p pairs of random permutations π_j^N and π_j^R , $0 \leq j < p$. Let $\mathbf{z}^j = [i_{\pi_j^N(0)}^N, i_{\pi_j^N(1)}^N, \dots, i_{\pi_j^N(l-1)}^N, i_{\pi_j^R(0)}^R, i_{\pi_j^R(1)}^R, \dots, i_{\pi_j^R(n-l-1)}^R]$. We use \mathbf{z}^j to define a permutation π_j as $\pi_j(k) = \mathbf{z}_k^j$, $0 \leq k \leq n - 1$. These permutations are transformed into permutations from the automorphism group of the code using the `PermTransform` function. Denote the transformed permutations as $\hat{\pi}_j$, $0 \leq j < p$.

The second part of the permutation-based algorithm is illustrated in Fig. 2. At this stage, the permutations $\hat{\pi}_j$ are used in a manner similar to the permutation decoder proposed in [8]. Namely, the LLR vector is permuted using the $\hat{\pi}_j \circ \bar{\pi}$ permutations, where $\bar{\pi}(k) = n - k - 1$, and each permuted version of the LLR vector is decoded using the sequential algorithm. Finally, the output of each sequential decoder is de-interleaved and the algorithm returns a codeword \mathbf{c} with the smallest correlation discrepancy.

Algorithm 3: The PermSeqDec decoding function

Input: An LLR vector \mathbf{y} of length $n = 2^m$, a number of non-reliable LLRs l , a number of permutations p

Output: A decoded codeword \mathbf{c}

- 1 Let \mathbf{i}^N be an array of length l that contains indices of l least reliable LLRs in \mathbf{y}
- 2 Let \mathbf{i}^R be an array of length $n - l$ that contains indices of $n - l$ most reliable LLRs in \mathbf{y}
- 3 Let \mathbf{c} be zero vector of length n
- 4 $M \leftarrow \infty$
- 5 **for** $k = 0, 1, \dots, p - 1$ **do**
- 6 Let $\pi(\mathbf{i}^N)$ be a randomly permuted copy of the vector \mathbf{i}^N
- 7 Let $\pi(\mathbf{i}^R)$ be a randomly permuted copy of the vector \mathbf{i}^R
- 8 Let \mathbf{z} be a concatenation of $\pi(\mathbf{i}^N)$ and $\pi(\mathbf{i}^R)$,
 $\mathbf{z} = [\pi(\mathbf{i}^N) \parallel \pi(\mathbf{i}^R)]$
- 9 Let π be a permutation of length n such that
 $\pi(i) = \mathbf{z}_i, 0 \leq i \leq n - 1$
- 10 $\hat{\pi} \leftarrow \text{PermTransform}(\pi)$
- 11 $\mathbf{y}' \leftarrow [y_{\hat{\pi}(n-1)}, y_{\hat{\pi}(n-2)}, \dots, y_{\hat{\pi}(0)}]$
- 12 $\hat{\mathbf{c}}' \leftarrow \text{SeqDec}(\mathbf{y}')$
- 13 Let $\hat{\mathbf{c}}$ be a vector of size n , $\hat{\mathbf{c}}_{\hat{\pi}(n-i-1)} = \hat{\mathbf{c}}'_i$,
 $0 \leq i \leq n - 1$
- 14 Let \hat{M} be the correlation discrepancy of the codeword $\hat{\mathbf{c}}$
- 15 **if** $\hat{M} < M$ **then**
- 16 | $\mathbf{c} \leftarrow \hat{\mathbf{c}}, M \leftarrow \hat{M}$
- 17 **end**
- 18 **end**
- 19 **return** \mathbf{c}

Now we prove that the proposed permutation-based algorithm has computational complexity $\mathcal{O}(pn \log n)$ for both sequential and parallel implementations. By the parallel implementation of this algorithm, we mean an implementation that parallelizes the loop in lines 5 – 18 of Algorithm 3.

Theorem 1: The running time of the permutation-based sequential decoding algorithm is $\mathcal{O}(pn \log n)$ for both sequential and parallel implementations.

Proof: Consider the running time of each part of Algorithm 3. In lines 1 – 2, Algorithm 3 creates an array of length l that stores indices of non-reliable LLRs and an array of length $n - l$ that stores indices of reliable LLRs. One can use sorting to create these arrays. Consequently, the complexity of this operation is $\mathcal{O}(n \log n)$. Next, the algorithm permutes these arrays using p pairs of random permutations. The complexity of this operation is $\mathcal{O}(pn)$.

Then, the algorithm uses the PermTransform function to create p permutations from the automorphism group of the code. Since the running time of this function is $\mathcal{O}(n)$, the total computational complexity of permutations selection is $\mathcal{O}(pn)$.

Next, the algorithm permutes the LLR vector, decodes the

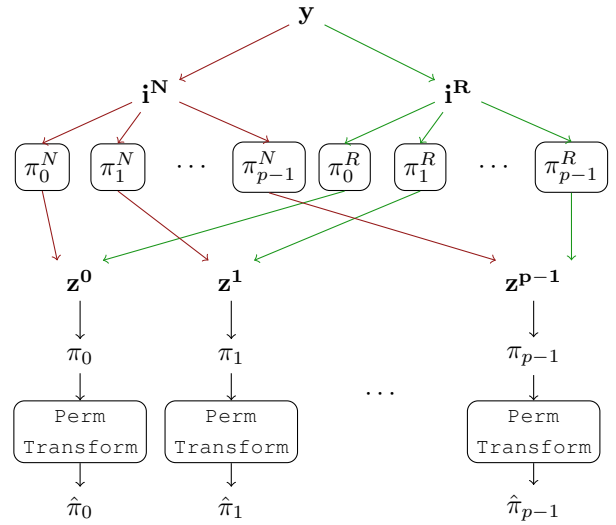


Fig. 1: Permutations selection for the permutation-based sequential decoding

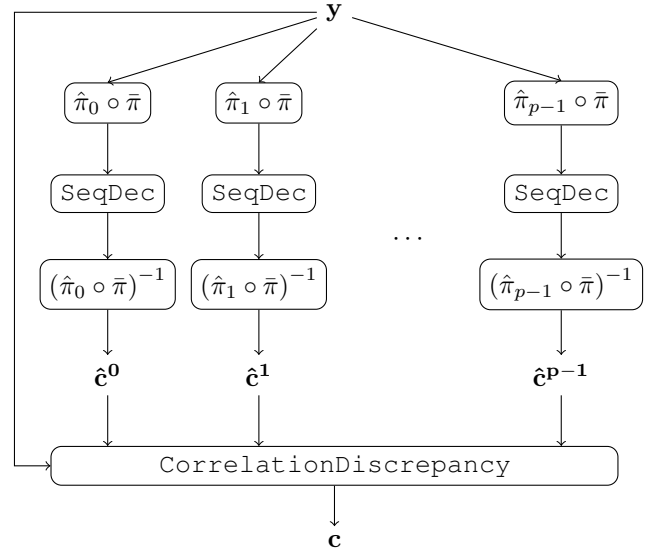


Fig. 2: The permutation-based sequential decoding algorithm with permutations $\hat{\pi}_0, \hat{\pi}_1, \dots, \hat{\pi}_{p-1}$.

permuted vector using Algorithm 1, and de-interleaves the sequential decoding output. The total computational complexity of these operations is $\mathcal{O}(pn \log n)$. Finally, the correlation discrepancy is computed for each output codeword and a codeword with the smallest metric is returned. The correlation discrepancy for all codeword is calculated in $\mathcal{O}(pn)$.

We can see that the computational complexity Algorithm 3 is dominated by the complexity of the sequential algorithm. Therefore, the running time of the permutation-based sequential decoding algorithm is $\mathcal{O}(pn \log n)$. Observe that the parallel implementation of this algorithm does not require any additional calculations. This completes the proof of the theorem. ■

We now consider the space complexity of permutation-based sequential decoding. Sorting that is used for calculation of arrays \mathbf{i}^N and \mathbf{i}^R can be implemented in place [20, Part II]. Consequently, the calculation of these arrays requires $\mathcal{O}(n)$ space. Observe that, in each iteration of for loop in lines 5 – 18, the algorithm allocates several arrays of length at most n and uses the functions `PermTransform` and `SeqDec` that have a linear space complexity. Therefore, the space complexity of the sequential implementation of Algorithm 3 is $\mathcal{O}(n)$, while the parallel implementation requires $\mathcal{O}(pn)$ space.

V. SIMULATION RESULTS

In Figs. 3 – 5, we present the block error rate (BLER) performance of the permutation-based sequential decoding (PBSD) algorithm and the state-of-the-art recursive list decoder with list size L over a BI-AWGN channel. Note that the number of permutations used in sequential decoding and the list size of the recursive algorithm are the same. Thus, these decoders have similar computational complexity.

In Fig. 3, we plot the block error probability for $\mathcal{R}(5, 8)$. We can see that the sequential algorithm slightly outperforms the recursive list algorithm until the BLER of 10^{-2} , while these decoders perform similarly for the smaller block error probabilities. The gap between the ML decoding performance and the performance of the considered decoders is 0.2 dB at a BLER of 10^{-4} . The performance of $\mathcal{R}(6, 9)$ is presented in Fig. 4. The sequential decoder outperforms the recursive list algorithm by approximately 0.2 dB. Furthermore, the sequential decoder performs less than 0.1 dB from the ML decoder at a BLER of $2 \cdot 10^{-5}$. In Fig. 5, we present BLER results for $\mathcal{R}(7, 10)$. We can see that the sequential decoder outperforms the recursive list decoder by at least 0.2 dB and achieves performance of the ML decoder at a BLER of 10^{-5} . The ML lower-bound has been estimated using an approach in [7]. Namely, we count the number of cases when the codeword returned by the sequential algorithm is more probable than the transmitted one, and plot the fraction of such events.

VI. CONCLUSION

In this paper, we proposed a novel sequential decoder for Reed-Muller codes of length 2^m and order $m - 3$. In contrast to the recursive decoder, the proposed algorithm starts decoding with the higher-rate Reed-Muller code of length 2^{m-1} and order $m - 3$. This allows for an efficient selection of permutations from the automorphism group of the code based on soft information from a channel. For RM codes of length 512 and 1024, we demonstrated that a permutation-based version of the sequential decoder with a reasonable computational complexity performs close to ML decoding and outperforms the recursive list decoder with the similar computational complexity.

REFERENCES

[1] D. E. Muller, "Application of Boolean algebra to switching circuit design and to error detection," *Transactions of the I.R.E. Professional Group on Electronic Computers*, vol. EC-3, no. 3, pp. 6–12, Sep. 1954.

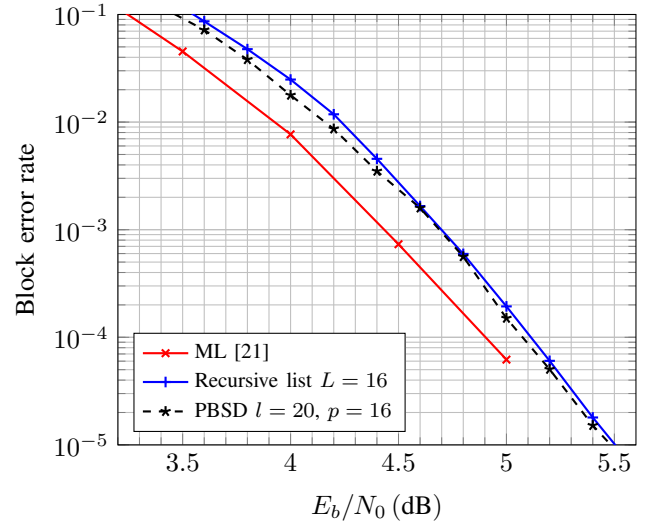


Fig. 3: The block error rate performance of $\mathcal{R}(5, 8)$.

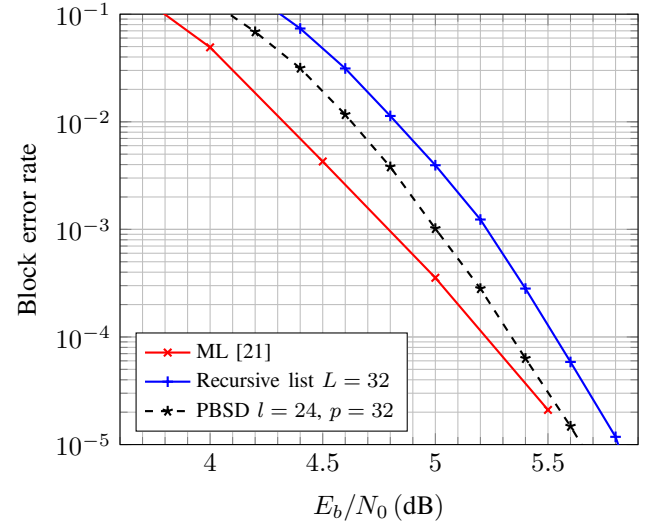


Fig. 4: The block error rate performance of $\mathcal{R}(6, 9)$.

- [2] I. Reed, "A class of multiple-error-correcting codes and the decoding scheme," *Transactions of the IRE Professional Group on Information Theory*, vol. 4, no. 4, pp. 38–49, Sep. 1954.
- [3] A. Thangaraj and H. D. Pfister, "Efficient maximum-likelihood decoding of Reed-Muller RM(m-3,m) codes," in *2020 IEEE International Symposium on Information Theory (ISIT)*, 2020, pp. 263–268.
- [4] S. Litsyn, "On decoding complexity of low-rate Reed-Muller codes," in *Proc. 9th All-Union Conf. Coding Theory and Information Transmission*, 1988, pp. 202–204.
- [5] G. Kabatyanskiy, "On decoding of Reed-Muller codes in semicontinuous channels," in *Proc. 2nd Int. Workshop Algebraic and Combinatorial Coding Theory*, 1990, pp. 87–91.
- [6] G. Schnabl and M. Bossert, "Soft-decision decoding of Reed-Muller codes as generalized multiple concatenated codes," *IEEE Transactions on Information Theory*, vol. 41, no. 1, pp. 304–308, 1995.
- [7] I. Dumer and K. Shabunov, "Soft-decision decoding of Reed-Muller codes: recursive lists," *IEEE Transactions on Information Theory*, vol. 52, no. 3, pp. 1260–1266, March 2006.
- [8] N. Stolte, "Recursive codes with the Plotkin construction and their decoding," Ph.D. dissertation, Technical University of Darmstadt, Germany, 2002.

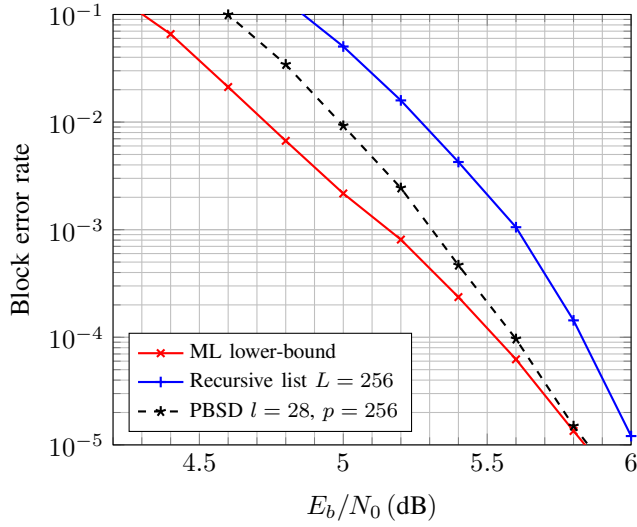


Fig. 5: The block error rate performance of $\mathcal{R}(7, 10)$.

- [9] S. A. Hashemi, N. Doan, M. Mondelli, and W. J. Gross, "Decoding Reed-Muller and polar codes by successive factor graph permutations," in *2018 IEEE 10th International Symposium on Turbo Codes Iterative Information Processing (ISTC)*, 2018, pp. 1–5.
- [10] E. Santi, C. Hager, and H. D. Pfister, "Decoding Reed-Muller codes

- using minimum-weight parity checks," in *2018 IEEE International Symposium on Information Theory (ISIT)*, 2018, pp. 1296–1300.
- [11] M. Ye and E. Abbe, "Recursive projection-aggregation decoding of Reed-Muller codes," *IEEE Transactions on Information Theory*, vol. 66, no. 8, pp. 4948–4965, 2020.
- [12] M. Lian, C. Häger, and H. D. Pfister, "Decoding Reed-Muller codes using redundant code constraints," in *2020 IEEE International Symposium on Information Theory (ISIT)*, 2020, pp. 42–47.
- [13] A. Buchberger, C. Häger, H. D. Pfister, L. Schmalen, and A. G. Amat, "Pruning neural belief propagation decoders," in *2020 IEEE International Symposium on Information Theory (ISIT)*, 2020, pp. 338–342.
- [14] F. J. MacWilliams and N. J. A. Sloane, *The theory of error-correcting codes*. Amsterdam, The Netherlands: North-Holland, 1977.
- [15] E. Abbe, A. Shpilka, and M. Ye, "Reed-Muller codes: theory and algorithms," *IEEE Transactions on Information Theory*, 2020.
- [16] D. Chase, "Class of algorithms for decoding block codes with channel measurement information," *IEEE Transactions on Information Theory*, vol. 18, no. 1, pp. 170–182, 1972.
- [17] R. Green, "A serial orthogonal decoder," *JPL Space Programs Summary*, vol. 37, pp. 247–253, 1966.
- [18] A. Ashikhmin and S. Litsyn, "Simple MAP decoding of first-order Reed-Muller and Hamming codes," *IEEE Transactions on Information Theory*, vol. 50, no. 8, pp. 1812–1818, 2004.
- [19] S. Lin and D. J. Costello, *Error control coding*, Second ed. Upper Saddle River, NJ, USA: Pearson Prentice hall, 2004.
- [20] T. H. Cormen, C. E. Leiserson, R. L. Rivest, and C. Stein, *Introduction to algorithms*, 3rd ed. Cambridge, MA, USA: MIT Press, 2009.
- [21] M. Helmling, S. Scholl, F. Gensheimer, T. Dietz, K. Kraft, S. Ruzika, and N. Wehn, "Database of Channel Codes and ML Simulation Results," www.uni-kl.de/channel-codes, 2019.