

OPERADS FOR COMPLEX SYSTEM DESIGN SPECIFICATION, ANALYSIS AND SYNTHESIS

JOHN D. FOLEY¹, SPENCER BREINER², ESWARAN SUBRAHMANIAN^{2,3}, AND JOHN M. DUSEL¹

January 26, 2021

ABSTRACT. As the complexity and heterogeneity of a system grows, the challenge of specifying, documenting and synthesizing correct, machine readable designs increases dramatically. Separation of the system into manageable parts is needed to support analysis at various levels of granularity so that the system is maintainable and adaptable over its life cycle. In this paper, we argue that operads provide an effective knowledge representation to address these challenges. Formal documentation of a syntactically correct complex design is built up during design synthesis, while semantic reasoning about which designs are effective guides the process. Throughout, the ability to break down the system into parts and reconstitute the whole is maintained. We describe recent progress in effective modeling under this paradigm and directions for future work to systematically address scalability challenges for complex system design.

1. INTRODUCTION

We solve complex problems by separating them into manageable parts [2, 71]. Human designers do this intuitively, but details can quickly overwhelm intuitive insights. Multiple aspects of a problem—e.g. competing physical considerations—may lead to distinct intuitive breakdowns or simulation of behavior may require many levels of fidelity—e.g. in traditional modeling and simulation—leading to a spectrum of models which are challenging to align. We argue that operads, formal tools developed to compose geometric and algebraic objects, are uniquely suited to separate complex systems into manageable parts and maintain useful breakdowns across multiple models.

Operads provide three ways to separate concerns for complex systems:

- (i) designs for subsystems are separated into composable modules;
- (ii) syntactic designs to compose systems are separated from semantic data to model them;
- (iii) separate semantic models can be aligned to evaluate systems in different ways.

Each way to separate concerns is illustrated in Figure 1. Formulating system models within operad theory enforces the intellectual hygiene required to make sure that different concerns stay separated while working together to solve complex design problems. Historically, a need for this third way to separate led to the invention of category theory [28], an abstract field of mathematics. Operad theory is a branch of category theory naturally suited to hierarchical decomposition and separating syntax from semantics for complex problems.

Hierarchical decomposition (Fig. 1, green) is nothing new. Both products and processes are broken down to solve problems from design to daily maintenance. The challenge comes in coherently linking model data for these decompositions down to components and subsystems.

Operads separate the syntax to compose subsystems from the semantic data modeling them (Fig. 1, red). Syntax consists of abstract “operations” to design the parts and architecture of a system. Semantics define how to interpret these abstract blueprints with an appropriate model to evaluate systems. Syntax is typically light-weight and often graphical. Each choice of semantics models some aspect of a system and can range from fast to computationally expensive.

¹METRON, INC., 1818 LIBRARY ST., SUITE 600, RESTON, VA 20190

²US NATIONAL INSTITUTE OF STANDARDS AND TECHNOLOGY, GAITHERSBURG, MD

³CARNEGIE MELLON UNIVERSITY, PITTSBURGH, PA

E-mail addresses: foley@metsci.com, spencer.breiner@nist.gov, sub@cs.cmu.edu, dusel@metsci.com.

Date: January 26, 2021.

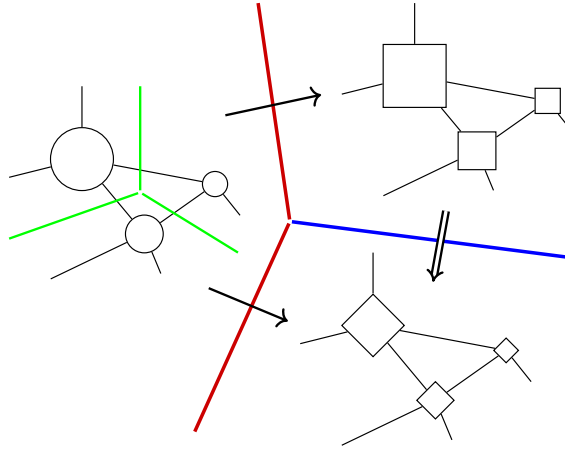


FIGURE 1. Separating concerns with operads: (1) designs for subsystems (green); (2) syntax vs. semantics (red); (3) multiple aligned models (blue).

Aligning separate semantic models (Fig. 1, blue), while maintaining compatibility with system breakdowns, is the most sophisticated way that operads separate concerns. Operads provide a meta-model to coherently link multiple compositional representations.

This paper articulates a uniform and systematic foundation for system design and analysis. In essence, the syntax of an operad defines *what can be* put together, which is a prerequisite to decide *what should be* put together. Interfaces define which designs are *syntactically* feasible, but key *semantic* information must be expressed to evaluate candidate designs.

Restriction to formally correct designs facilitates automated synthesis, restricting the relevant design space. Semantic reasoning guides this synthesis—potentially at several levels of detail—by evaluating candidate solutions. This facilitates lazy evaluation: first syntactic correctness is guaranteed, then multitudes of coarse models are explored before committing to later, more expensive evaluations. We obtain not only an effective design but also formal documentation of the models which justify this choice.

1.1. Strengths of separating concerns. The three ways operads separate a complex problem—while maintaining the ability to reconstruct it—result in five strengths of this paradigm for system design. Here we discuss each strength and note key sections of the paper that provide illustrations.

Expressive, unifying meta-language. A meta- or multi-modeling [15] language is needed to express and relate multiple representations. Unification allows complementary representations to be distilled in diverse ways, as we see in 5.1 where function and control are analyzed. Expressiveness is needed to effectively model diverse facets of a problem. Network operads—originally developed to design systems of systems—were applied to task behavior. For systems-of-systems engineering, in particular, this power to unify and express becomes especially important when reasoning across domains with largely independent modeling histories. As described in 2.4, operads apply functorial semantics to: (1) separate syntax from semantics; and (2) coherently link multiple models for a single problem. By separating parts within levels and separating representation across semantic models, complexity becomes more manageable. (2.2, 2.4, 3, 4.1, 5)

Minimal data needed for specification. Data needed to set up each representation of a problem is minimal in two ways: (1) any framework must provide similar, generative information; and (2) each level only needs to specify data relevant to that level. Each representation is self-sufficient and can be crafted to efficiently address a limited portion of the full problem. The modeler can pick and choose relevant representations and extend the meta-model as needed. (4, 6.2)

Correctness throughout constructive exploration. An operad precisely defines how a design can be synthesized by iterative construction, or adapted by substituting different subsystems. Constructing syntactically invalid designs is not possible and correctness is preserved when moving

across models. These basic moves—iteration, substitution, and moving across levels—constitute a rich framework for exploration. (2.2, 2.3, 6, 7.5)

Separates representation from exploitation. Operads and algebras provide structure and representation for a problem. The algorithmic exploitation of this structure and representation is a separate concern. As Herbert Simon noted during his Nobel Prize speech [70]:

... decision makers can satisfice either by finding optimum solutions for a simplified world, or by finding satisfactory solutions for a more realistic world.

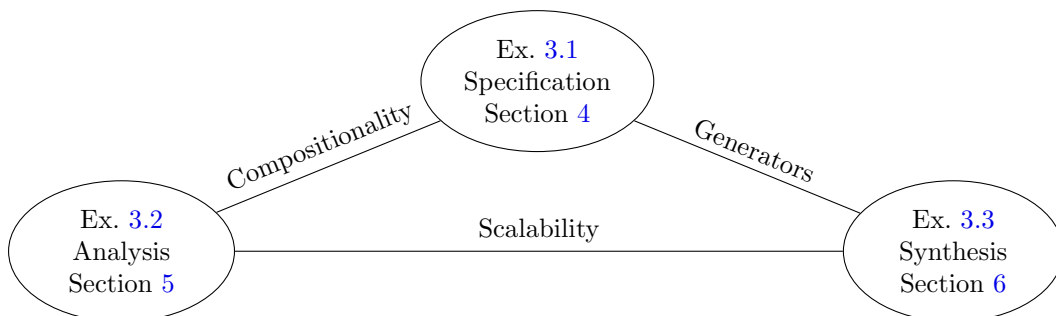
This is an either-or proposition for a simple representation, but by laying the problem across multiple semantic models, one can draw on techniques appropriate for each model. Specifically useful data structures for each model—e.g. logical, evolutionary or planning frameworks—can be exploited by algorithms that draw on operad-based iteration and substitution. (6, 7.5)

Hierarchical analysis and synthesis. Operads naturally capture options for the hierarchical decomposition of a system, either within a semantic model to break up large scale problems or across models to gradually increase modeling fidelity. (2.1, 5, 7.1)

1.2. Contribution to design literature. There are well-known examples of the successful exploitation of separation. For instance, electronic design automation (EDA) has had decades of success leveraging hierarchical separation of systems and components to achieve very large scale integration (VLSI) of complex electronic systems [12, 30, 68]. We do not argue that operads are needed for extremely modular domains with highly effective semantic models. Instead, operads may help broaden the base of domains that benefit from separation and provide a means to integrate and unify treatment across domains. On the other hand, for highly integral domains the ability to separate in practically useful ways may be limited [72, 83]. The recent applications we present help illustrate where operads may prove useful in the near and longer term; see 7.3 for further discussion.

Compared to related literature, this article is application driven and outward focused. Interest in applying operads and other compositional approaches from category theory to systems engineering has surged [18, 32, 47, 56, 59, 77] as part a broader wave applying category theory to design problems for databases, software, proteins, etc. [19, 25, 34, 40, 74, 75, 76]. While much of loc. cit. matches applications to existing theoretical tools, the present article describes recent *application driven* advancements and overviews *specific methods* developed to address challenges presented by domain problems. We introduce operads for design to a general scientific audience by explaining what the operads do relative to broadly applied techniques and how specific domain problems are modeled. Research directions are presented with an eye towards opening up interdisciplinary partnerships and continuing application driven investigations to build on recent insights.

1.3. Organization of the paper. The present article captures an intermediate stage of technical maturity: operad-based design has shown its practicality by lowering barriers of entry for applied practitioners and demonstrating applied examples across many domains. However, it has not realized its full potential as an applied meta-language. Much of this recent progress is not focused solely on the analytic power of operads to separate concerns. Significant progress on explicit specification of domain models and techniques to automatically synthesize designs from basic building blocks has been made. Illustrative use cases and successful applications for design specification, analysis and synthesis organize the exposition.



Section 2 introduces operads for design by analogy to other modeling approaches. Our main examples are introduced in Section 3. Section 4 describes how concrete domains can be specified with minimal combinatorial data, lowering barriers to apply operads. Section 5 concerns analysis of a system with operads. Automated synthesis is discussed in Section 6. Future research directions are outlined in Section 7, which includes a list of open problems.

Notations. Throughout, we maintain the following notional conventions:

- for syntax operads (Fig. 1, right), capitalized calligraphy: \mathcal{O}
- for types (Fig. 1, edges on right), capitalized teletype: X, Y, Z, \dots
- for operations (Fig. 1, nodes on right), uncapitalized teletype: f, g, h, \dots
- for semantic contexts (Fig. 1, left), capitalized bold: **Sem, Set, Rel, ...**
- for maps from syntax to semantics (Fig. 1, arrow across red), capitalized sans serif: $\text{Model: } \mathcal{O} \rightarrow \text{Sem};$
- for alignment of semantic models (Fig. 1, double arrow across blue), uncapitalized sans serif: $\text{align: Model}_1 \Rightarrow \text{Model}_2;$

and attempt to apply similar notations to roughly analogous situations—e.g. for network models (introduced in Section 4), we write $\Gamma: \mathcal{S}(C) \rightarrow \text{Cat}.$

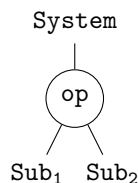
2. APPLYING OPERADS TO DESIGN

We introduce operads by an analogy, explaining what an operad is and motivating its usefulness for systems modeling and analysis. The theory pulls together many different intuitions; see Appendix A for a formal introduction. Here we highlight four analogies or ‘views’ of an operad: hierarchical representations (tree view), strongly-typed programming languages (API¹ view), algebraic equations (equational view) and system cartography (map-maker’s view). Each view provides analogies for operad concepts distilled by general theory as summarized by Table 1.

View	Type	Operation	Composition	Algebra
Tree	edge	tree	nesting	–
API	abstract type	abstract method	type matching	implementation
Equational	edge	depth 1 tree	reduction	inherits equations
Map-maker’s	stuff	processes	combing processes	functor

TABLE 1. Four views of operads.

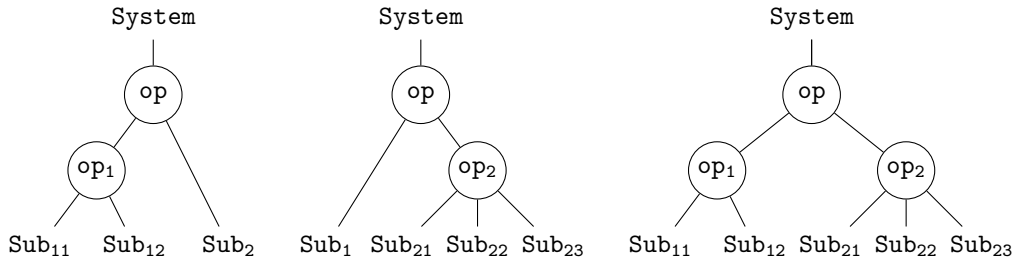
2.1. The tree view. Hierarchies are everywhere, from scientific and engineered systems to government, business and everyday life; they help to break down complex problems into more manageable pieces. The fundamental constituent of an operad, called an *operation*, represents a single step in a hierarchical decomposition. We can think of this as a single branching in a labeled tree:



More generally, we can form new operations—trees—by *composition*. Accordingly, one way to think of an operad is as a collection of trees. Given further refinements for the two subsystems

¹Application Programming Interface

Sub_1 and Sub_2 , by op_1 and op_2 , resp., we have three composites



Together with the original operation, these represent four views of the same system at different levels of granularity. The iterative process employed to construct these decompositions is constrained by *associativity axioms* which formalize the principle of compositionality: the whole is uniquely determined by its parts. For example, composing the left-hand tree above with op_2 must give the same result as composing the center tree with op_1 . Both give the tree on the right since it is built up from the same parts. In day-to-day modeling, associativity is mostly invisible—it ensures that everything “just works”. Formally, though, it provides an important requirement “under the hood”, with an explicit set of conditions rather than relying on ad hoc intuition.

The tree view already illustrates an important point: an operad is not a single model, but rather an abstract toolkit of interrelated models that work together to manage complex systems.

2.2. The API view. For most applications of the tree view it is important that the nodes and edges are labeled. Node labels identify the operations, and edge labels—called *types*—restrict the space of valid compositions. In analogy to typechecking in a strongly-typed programming language, we can only compose operations when types match. In this view, the operations are abstract method declarations:

```
def op(x1:Sub1,x2:Sub2):System,
def op1(y1:Sub11,y2:Sub12):Sub1,
def op2(z1:Sub21,z2:Sub22,z3:Sub23):Sub2.
```

Composite operations are methods defined in terms of simpler methods. For example, the left-hand tree above becomes

```
def treeLeft(y1:Sub11,y2:Sub12,x2:Sub2):System = op(op1(y1,y2),x2),
```

However, if we try to compile code where the types don’t match, say

```
def badTree(y1:Sub11,y2:Sub12,x2:Sub2):System = op(x2,op1(y1,y2)),
```

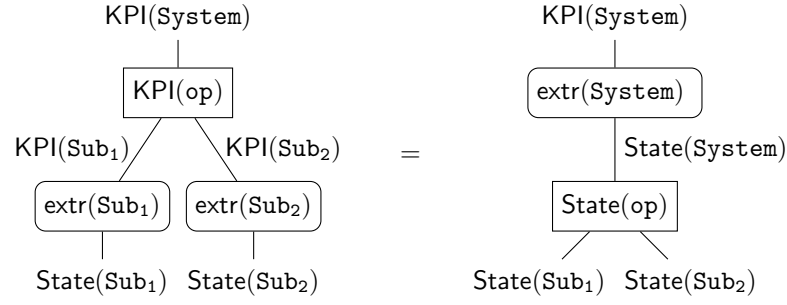
the compiler will complain with an invalid syntax error.

If an operad is an API—a collection of abstract types and methods—then an *operad algebra* is a concrete implementation. In terms of the tree view, an algebra declares:

- a class of *instances* for each type (edge label).
- a *function* for each operation (node label), taking instances as arguments and returning a single instance for the composite system.

For example, we might declare a state space for each subsystem, and a function to calculate the overall system state given subsystem states. Alternatively, we might assign key performance indicators (KPIs) for each level in a system and explicit formulae to aggregate them across levels of the hierarchy. The key point is: just as an abstract method has many implementations, an operad has many algebras. Just like an API, the operad provides a common syntax for a range of specific models, suited for specific purposes.

Unlike a traditional API, an operad provides an explicit framework for expressing and reasoning about semantic relationships between *different* implementations. Type-indexed mappings between instances called *algebra homomorphisms* link different implementations. For example, we might like to extract KPIs from system state. The principle of compositionality places strong conditions on the extraction procedure: the KPIs extracted from the overall system state must agree with the KPIs obtained by aggregating subsystem KPIs. That is, in terms of trees and in pseudocode



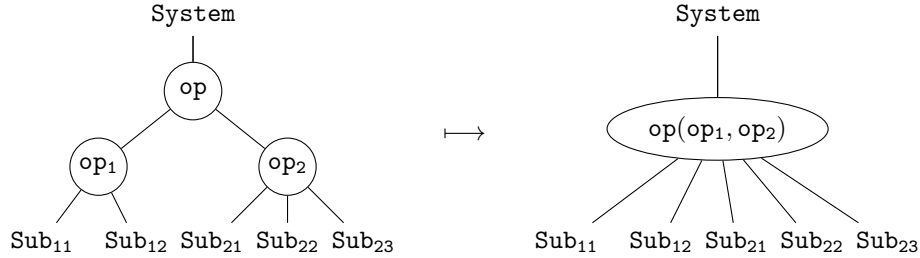
$$\text{KPI}(\text{op})(\text{extr}(x_1), \text{extr}(x_2)) == \text{extr}(\text{State}(\text{op})(x_1, x_2)).$$

For any state instances for Sub_1 and Sub_2 at the base of the tree, the two computations must produce the same KPIs for the overall system at the top of the tree. Here $\text{KPI}(\text{op})$ and $\text{State}(\text{op})$ implement op in the two algebras, while $\text{extr}(-)$ are *components* of the algebra homomorphism to extract KPIs. Similar to associativity, these compositionality conditions guarantee that extracting KPIs “just works” when breaking down a system hierarchically.

2.3. The equational view. We have just seen equations between trees that implement an abstract method. Because an operad can be studied without reference to an implementation, we can define equations between abstract trees. This observation leads to yet another way to think of an operad: as a system of equations, where two operations can be equal only if the inputs and output match.

Just as we substitute equal terms in algebraic equations, we can substitute equal trees to form equations between complex operations. Two trees are equal if and only if they are connected by a chain of such substitutions. To satisfy associativity, the relation of equality between operations must be preserved by composition. In general, deciding whether two trees are equal (the word problem) may be intractable.

On the other hand, we can interpret composition of operations as a transformation that reduces the depth of trees:



We then compare depth 1 trees directly to decide if operations are equal. For example, there is an operad where the operations are matrices. Composition computes a normal form for a composite operation by block diagonals and matrix multiplication,

$$\begin{array}{l} \text{op} : n \times (m_1 + m_2) \\ \text{op}_1 : m_1 \times (k_{11} + k_{12}) \\ \text{op}_2 : m_2 \times (k_{21} + k_{22} + k_{23}) \end{array} \mapsto \begin{pmatrix} \text{op} \end{pmatrix} \cdot \begin{pmatrix} \text{op}_1 & 0 \\ 0 & \text{op}_2 \end{pmatrix}$$

where $k_i = \sum_j k_{ij}$. Compositionality constrains what reduction transformations are valid. For example, the associativity axiom mentioned in 2.1 corresponds to a matrix equation

$$\begin{pmatrix} \text{op} \end{pmatrix} \cdot \begin{pmatrix} \text{op}_1 & 0 \\ 0 & I_{m_2} \end{pmatrix} \cdot \begin{pmatrix} I_{k_1} & 0 \\ 0 & \text{op}_2 \end{pmatrix} = \begin{pmatrix} \text{op} \end{pmatrix} \cdot \begin{pmatrix} I_{m_1} & 0 \\ 0 & \text{op}_2 \end{pmatrix} \cdot \begin{pmatrix} \text{op}_1 & 0 \\ 0 & I_{k_2} \end{pmatrix}.$$

The key point is: all equations between operations must hold in all algebras that implement operations. Thus, declaring equations between operations defines additional requirements for the API. For instance, if there is always a finite number of operations for each set of inputs and single output—to due equations—then all algebras must have a finite number of concrete methods with a

given signature. There may be more equations in an algebra, but there are at least all equations from the operad, controlling the complexity of *any* algebra.

2.4. The map-maker’s view. It can be quite useful to look at a given situation from the perspectives of both syntax and semantics. With the principle of compositionality—the whole is determined by its parts—this line of thought leads to *functorial semantics*, where a model is a mapping:

$$\mathbf{Syntax} \xrightarrow{\text{Model}} \mathbf{Semantics}$$

The framework is quite robust, able to accommodate anything from classical logic to quantum computing [1, 44, 80]. For systems, syntax represents the abstract parts of a system and their inter-relationships; semantics specifies how concrete pieces glue together to form a whole.

The mapping itself, called a *functor*, is defined to preserve compositional structure, mapping syntactic types and operations—to their semantic counterparts, while preserving complex operations built up by composition. The state and KPI algebras introduced above can be viewed as functors from an abstract operad \mathcal{O} for syntax to a ‘concrete’ operad **Set** for semantics whose types are sets and operations are functions with many inputs and one output. See A.3 for a formal example.

One advantage of the functorial perspective is that we can easily vary the semantics—e.g. system state vs. KPIs—we associate to a system design formally specified by an operation. Equal operations for syntax must be implemented by equal semantic computations, controlling their complexity.

Another advantage of the functorial perspective is the ability to map between models. The extraction algebra homomorphism from the state algebra to the KPI algebra is a map between functors that can be visualized as a two-dimensional cell

$$(1) \quad \begin{array}{ccc} & \text{State} & \\ & \curvearrowright & \\ \mathcal{O} & \Downarrow & \mathbf{Set}. \\ & \curvearrowleft & \\ & \text{KPI} & \end{array}$$

Formal conditions guarantee that when moving from syntax to semantics or between representations, reasoning about how systems break down hierarchically “just works.”

Since functors and higher cells assure coherence, we can use them to build up a desired model in stages, working backwards from simpler models:

$$\begin{array}{ccccc} \mathcal{O}_2 & \xrightarrow{\text{Extension}_1} & \mathcal{O}_1 & \xrightarrow{\text{Extension}_2} & \mathcal{O}_0 \\ & & & & \xrightarrow{\text{Model}_0} & \mathbf{Sem}_0 \\ & & & & \xleftarrow{\text{Reduction}_1} & \\ & & & & \xleftarrow{\text{Reduction}_2} & \mathbf{Sem}_1 \\ & & & & & \xleftarrow{\text{Reduction}_3} & \mathbf{Sem}_2 \end{array}$$

Model₂ is defined by
Model₁ is defined by

This ability to work backwards from simpler models is very powerful: 1) a complex model does not need to be built up all at once; 2) its consistency with simpler views of a system is validated; and 3) exploration of designs can gradually layer on detail. This last point is the foundation for lazy evaluation: first syntactic correctness is guaranteed, then many coarse models are explored before ever constructing expensive models.

3. MAIN EXAMPLES

Though operads are extremely general tools [58, 84], we focus on two classes of operads applied to system design problems: wiring diagram operads and network operads. These are complementary, as wiring diagrams provide a top-down view of the system, whereas network operads are bottom-up.

3.1. Network operads: specification. Network operads complement wiring diagram operads by describing atomic types of systems and ways to link them together. These features enable:

- (1) Specification of atomic building blocks for a domain problem.
- (2) Bottom up synthesis of designs from atomic systems and links.

A general theory of network operads [6] recently was developed under the DARPA² Complex Adaptive System Composition and Design Environment (CASCADE) program. Moving across scales involves extending the notion of what is atomic. This is accomplished by simply introducing a new

²Defense Advanced Research Projects Agency

	Boat	HeLo	UAV	QD
Cut	1	1	1	1
Boat			1	1
FW				1
FSAR				1
HeLo				1

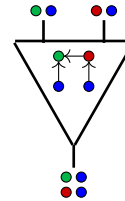
(A) Examples of valid nesting relationships in \mathcal{O}_{Sail} (B) Operation $f \in \mathcal{O}_{Sail}$ to nest types

FIGURE 2. Valid nestings of types—indicated with 1—specify an operad \mathcal{O}_{Sail} ; f nests a HeLo (red) and a QD (blue) on a Cut (green) and another QD on the HeLo.

network operad. The act of moving across scales is captured in a formal and principled manner by a map of network operads, which can be defined in terms of the atomic building blocks.

The first example illustrates designs of search and rescue (SAR) architectures with network operads. The domain problem was inspired by the 1979 Fastnet Race and the 1998 Sydney to Hobart Yacht Race and we refer to it as the sailboat problem. It illustrates how network operads facilitate the specification of a model with combinatorial data called a network template. For example, Fig. 2 shows the nesting relationships between different components in the SAR problem (e.g., a Boat can carry a UAV³ but a HeLo cannot). This generates a network operad \mathcal{O}_{Sail} corresponding to allowable nesting configurations for any set of components.

3.2. Wiring diagram analysis. Network operads complement wiring diagram operads by describing atomic types of systems and ways to link them together. Specifically, a wiring diagram operad describes the interface each system exposes, making it clear what can be put together across scales [73, 77, 85]. The designer has to specify precisely how information and physical quantities are shared among components, in a way that respects their interfaces. Given an existing design, the operad facilitates top-down analysis by capturing different ways to decompose the composite system.

The second example analyzes a precision-measurement system called the Length Scale Interferometer (LSI) with wiring diagrams. It helps illustrate the qualitative features of operads over and above other modeling approaches and the potential of future work to exploit the analytic power of operads to separate concerns. Figure 3 illustrates joint analysis of the LSI to address different aspects of the design problem: functional roles of subsystems and control of the composite system.

3.3. Network operads: synthesis. The third example describes the automated design of mission task plans for SAR using the same network operads machinery. The SAR tasking example illustrates the expressive power of applying existing operads and their potential to streamline and automate design synthesis. Fig. 4a is analogous to Fig. 2, but whereas a sparse matrix was sufficient to present an architecture problem, here a Petri net is used to model coordinated groups of agents. It turns out that a Petri net is a convenient to declare coordinated tasks, whereas a sparse matrix was sufficient for the architecture problem. This highlights the flexibility of network models.

For the SAR tasking problem, much of the complexity results from agents' need to coordinate in space and time—e.g. when a helicopter is refueled in the air. To facilitate coordination, the types of the network operad are systematically extended to include space and time dimensions. In this way, the space of task plans is constrained at the level of syntax to enforce these key coordination constraints; see, e.g., Fig. 4b.

We will continue with these examples through the remainder of the paper, starting in the next section, where we present some cookbook techniques for modeling design problems. We emphasize recent developments for network operads and dive deeper into the SAR architecture problem.

4. COOKBOOK MODELING OF DOMAIN PROBLEMS

In this section we describe some techniques for constructing operads and their algebras, using an example-driven, cookbook-style approach.

³Unmanned Aerial Vehicle

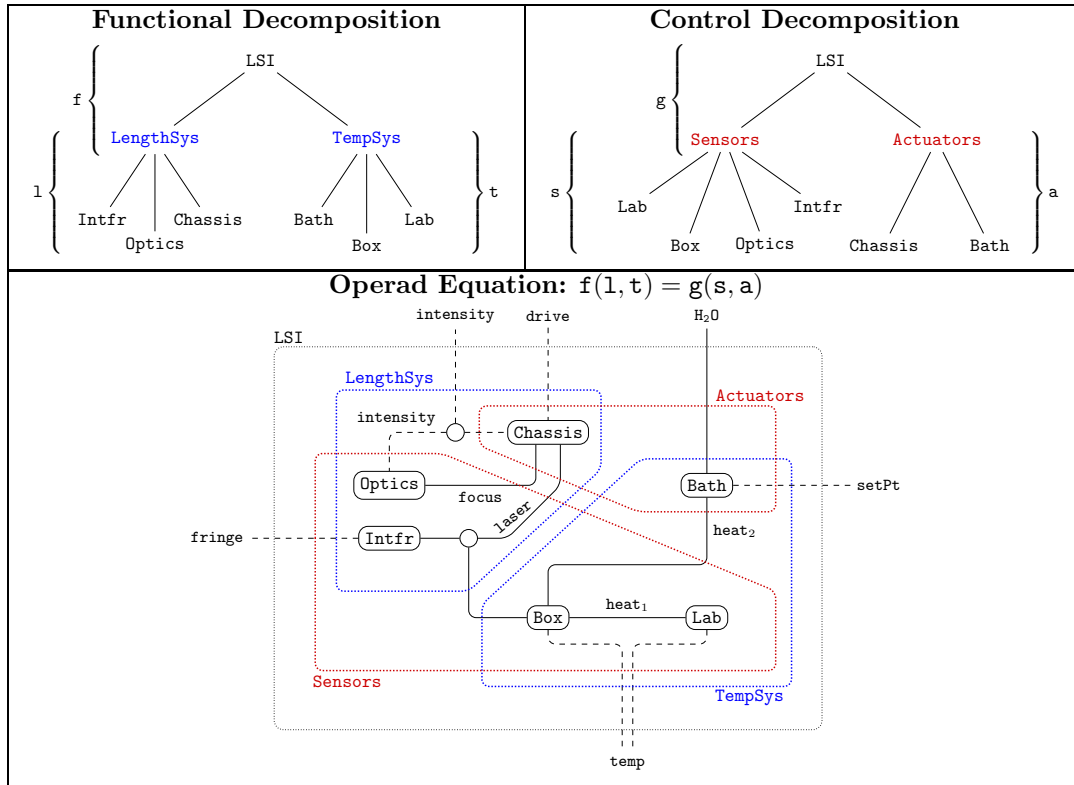


FIGURE 3. An equation in the operad of wiring diagrams represents a common refinements of overlapping hierarchies.

4.1. **Network models.** The theory of network models provides a general method to construct an operad \mathcal{O} by mixing combinatorial and compositional structures. Note that this lives one level of abstraction *above* operads; we are interested in *constructing* a language to model systems—e.g. for a specific domain of system-of-systems engineering. This provides a powerful alternative to coming up with operads one-by-one; compare, e.g., the direct definition of an operad in A.1. A general construction allows the applied practitioner to cook-up a domain-specific syntax to compose systems by specifying some combinatorial ingredients.

The first step is to specify what the networks to be composed by \mathcal{O} look like. Often this is some sort of graph, but what kind? Are nodes typed (e.g., colored)? Are edges symmetric or directed? Are loops or parallel edges allowed? What about n -way relationships for $n > 2$ (hyper-edges)?

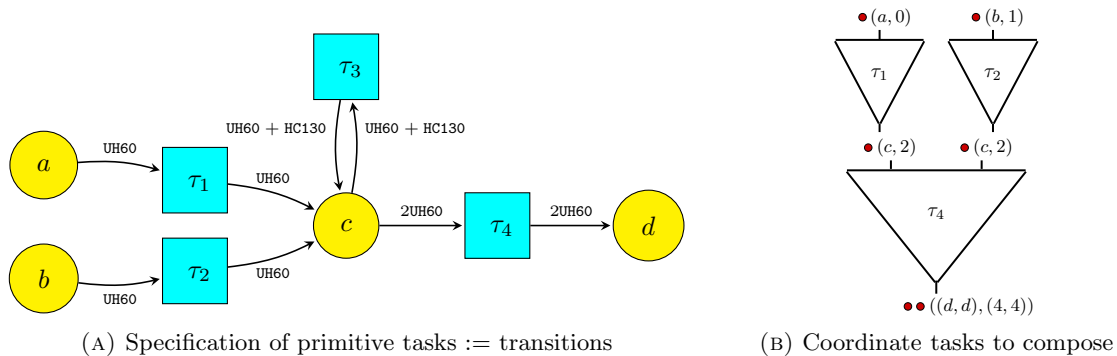


FIGURE 4. Primitive operations are composed for two UH60s (red) to rendezvous at c and maneuver as a coordinated pair to d . Each primitive operation is indexed by a transition; agent types and space-time points must match to compose.

We can mix, match and combine such combinatorial data to define different *network templates*, which specify the system types and kinds of relationships between them relevant to some domain problem. The network template describes the operations we need to compose the networks specific to the problem at hand.

The next two ingredients are compositional structures which describe two ways to put operations together. The *disjoint*, *lax* or *parallel* structure combines two operations for networks with m and n nodes, respectively, into a single operation for networks with $m + n$. More restrictively, the *overlay*, *sequential* or *in series* structure superimposes two operations to design networks that share the same set of nodes. The first compositional structure combines separate operations to support modular development of designs; the latter supports an incremental design process, either on top of existing designs or from scratch.

The last ingredient permutes nodes in a network, which is important for maintaining coherence between equivalent representations of a network (e.g., different ordering over nodes). In practice this structure is often straightforward to specify and if it is not, one should consider if symmetry is being respected in a natural way.

We can distill the main idea behind a network model by asking, what happens when we add an edge to a graph? It depends on the kind of network being composed by \mathcal{O} :

In a simple graph	but in a labeled graph	and in a multigraph
$\begin{array}{c} x \text{ --- } y \\ + \ x \text{ --- } y \\ \hline x \text{ --- } y, \end{array}$	$\begin{array}{c} x \text{ --- } y \\ + \ x \text{ --- } y \\ \hline x \overset{2}{\text{---}} y, \end{array}$	$\begin{array}{c} x \overset{\curvearrowright}{\text{---}} y \\ + \ x \text{ --- } y \\ \hline x \overset{\curvearrowright}{\text{---}} y. \end{array}$

These differences are controlled by a *monoid*⁴, which provides the binary operation $+$ shown above and helps define the overlay compositional structure. Above, the monoids are bitwise OR, addition, and maximum, respectively.

We'll start by considering simple graphs. Given a set of nodes \mathbf{n} , write $U_{\mathbf{n}}$ for the set of all undirected pairs $i \neq j$ (a.k.a. simple edges $i-j$), so that $|U_{\mathbf{n}}| = \binom{|\mathbf{n}|}{2}$. Then we can represent a simple graph over \mathbf{n} as a $U_{\mathbf{n}}$ -indexed vector of bits $\langle b_{i-j} \rangle$ describing which edges to 'turn on' for a design and define operations to compose networks on \mathbf{n} via

$$\mathbf{SG}(\mathbf{n}) := \mathbf{Bit}^{U_{\mathbf{n}}}.$$

Thus, each bit defines whether or not to add an $i-j$ edge to the network and \mathbf{Bit} defines the overlay compositional structure, given by the monoid $\mathbf{SG}(\mathbf{n})$, whose $+$ is bitwise OR for the product over simple edges—i.e. adding $i-j$ then adding $i-j$ is the same as adding $i-j$ a single time. The disjoint structure

$$\sqcup : \mathbf{SG}(\mathbf{m}) \times \mathbf{SG}(\mathbf{n}) \longrightarrow \mathbf{SG}(\mathbf{m} + \mathbf{n})$$

form the disjoint sum of the graphs g and h . Finally, permutations act by permuting \mathbf{n} , which induces an action on $\mathbf{SG}(\mathbf{n}) := \mathbf{Bit}^{U_{\mathbf{n}}}$ and corresponds to permuting the nodes of a simple graph. Together, these compositional structure determine how operations are composed in the constructed network operad; see, e.g., Fig. 5.

This definition has an analogue for \mathbb{N} -weighted graphs, $\mathbf{LG}(\mathbf{n}) := (\mathbb{N}, +)^{U_{\mathbf{n}}}$, with overlay given by sum of edge weights and another for multi-graphs, $\mathbf{MG}(\mathbf{n}) := (\mathbb{N}, \max)^{U_{\mathbf{n}}}$, with overlay equivalent to union of multisets over $U_{\mathbf{n}}$; see [6, Exs. 3.3, 3.4] for details. More generally, we can label edges with the elements of *any* monoid. Many of these examples are strange—binary addition gives networks whose edges cancel when they add—but their formal construction is straightforward; see [6, Thm. 3.1].

Equivalently, we can view the undirected edges in $U_{\mathbf{n}}$ as generators, subject to certain idempotence and commutativity relations:

$$\mathbf{SG}(\mathbf{n}) := \langle e \in U_{\mathbf{n}} \mid e \cdot e = e, e \cdot e' = e' \cdot e \rangle.$$

Here the idempotence relations come from \mathbf{Bit} while the commutativity relations promote the single copies of \mathbf{Bit} for each $i-j$ to a well-defined network model. Similar tricks work for lots of other network templates; we just change the set of generators to allow for new relationships, adding

⁴A set with an composition operation, usually written \cdot unless the operation is commutative ($m + n = n + m$). A monoid operation \cdot is always associative, $\ell \cdot (m \cdot n) = (\ell \cdot m) \cdot n$, and must have a unit element e satisfying $e \cdot m = m = m \cdot e$. A good example to keep in mind is multiplication of $n \times n$ matrices.

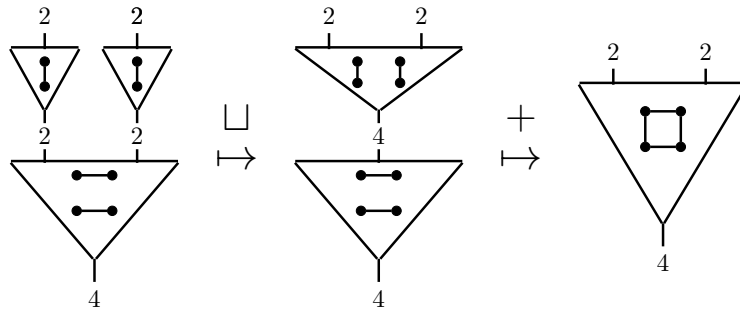


FIGURE 5. Parallel (\sqcup) and in series ($+$) compositional structures determine composite operations in the operad constructed from the network model SG .

relationships as needed. For example, to allow self-loops, we add loop edge generators $L_n = n + U_n$ to reflect the newly-allowed relationships from a node i to itself. Likewise, network operads for directed graphs (with loops) can be constructed by using generators $D_n = n \times n$, and one can also introduce higher-arity relationships, sometimes called hyper-edges.

In all cases, the formal definition of a network model assures that all the combinatorial and compositional ingredients work well together; one precise statement of “working well together” is given in [6, Thm. 2.3]. Once a network template is codified in a theorem as in [6, Thm. 3.1], it can be reused in a wide variety of domains to set up the specifics of composition.

4.2. Cooking with operads. The prototype for network operads is a simple network operad, which models only one kind of thing, such as aircraft. The types of a simple network operad are natural numbers, which serve to indicate how many aircraft are in a design. Operations of the simple network operad are simple graphs on some number of vertices. For example, Fig. 5 above shows a simple network operad to describe a design for point-to-point communication between aircraft.

Structural network operads extend this prototype in two directions:

- (1) A greater diversity of things-to-be-modeled is supported by an expanded collection of types.
- (2) More sorts of links or relationships between things are expressed via operations.

To illustrate the impact of network templates, suppose we are interested in modeling interactions among heterogeneous types of agents with an number of different kinds of interactions. For simplicity we only consider simple interactions, which can be undirected or directed.

A network template need only declare the basic ways system types can interact. Compare this to the description of \mathcal{M} in A.1 where all operations are defined explicitly. Here, only minimal data is needed to specify valid interactions—e.g. a list of tuples

(directed : nesting, HeLo, Cut)

This data is minimal in two ways: (1) *any* framework must provide information to specify potentially valid interactions; and (2) this approach allows *only* those kinds of interactions that make sense upon looking at the types of the systems involved. Thus, when constructing system designs, interactions are limited to those that are syntactically correct.

Presently, we will consider an example from the DARPA CASCADE program: the sailboat problem introduced in 3.1. This SAR application problem was inspired by the 1979 Fastnet Race and the 1998 Sydney to Hobart Yacht Race, in which severe weather conditions resulted in many damaged vessels distributed over a large area. Both events were tragic, with 19 and 6 deaths, respectively, and remain beyond the scale of current search and rescue planning. Various larger assets—e.g. ships, airplanes, helicopters—could be based at ports and ferry smaller search and rescue units—e.g. small boats, quadcopters—to the search area.

Specifically, there were 8 atomic types to model:

$$P = \{\text{Port}, \text{Cut}, \text{Boat}, \text{FW}, \text{FSAR}, \{\text{HeLo}, \text{UAV}, \text{QD}\}.$$

The primary relationship to specify a structural design is nesting various assets on another types. In fact, the syntax for sailboat problem introduced in 3.1, syntax covers only one kind of interaction:

```

{
  'colors' : ['port', 'cut', ..., 'qd'],
  'directed' : {
    'nesting' : {
      'cut' : ['port'],
      'boat' : ['port', 'cut'],
      ...
      'qd' : ['cut', ..., 'helo'] } } }

```

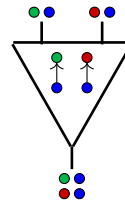
(A) Network template data to specify operad \mathcal{O}_{Sail} (B) Example operation $f \in \mathcal{O}_{Sail}$

FIGURE 6. Template data specifies network operad \mathcal{O}_{Sail} ; f nests a QD (blue) on a Cut (green) and another QD on a Helo (red).

Type	Cost (\$)	ToS (hr)	Speed (kn)		Sweep Width (nmi ⁵)		
			S	R	PIW	CIR	DS
Cut	200M	∞	11	28	0.5	4.7	8.5
Boat	500K	6	22	35	0.4	4.2	7.5
FW	60M	9	180	220	0.1	2.2	7.6
FSAR	72M	10	180	235	0.5	12.1	16.6
Helo	9M	4	90	180	0.5	1.5	4.8
UAV	250K	3	30	45	0.5	1.8	4.5
QD	15K	4	35	52	0.5	1.5	4.8

TABLE 2. Example asset properties captured in algebra for sailboat problem including time on station (ToS), speed for search (S) and max speed (R), and sweep widths measuring search efficiency for target types person in water (PIW), crew in raft (CIR) and demasted sailboats (DS) adrift.

nesting systems. The syntactically correct nesting relationships are directed. For example, a helicopter (**HelO**) can nest on a cutter (**Cut**) but not the other way around. Describing nesting amounts to specifying pairs of type $(p, p') \in P \times P$ such that type p can nest on type p' ; see Fig. 2 above for examples, where 1 indicates a syntactically valid nesting. Thus, data as in Fig. 2 is extended to: (1) specify that all types other than **Port**, **UAV** and **QD** can nest on **Port**; (2) conform to an input file format to declare simple directed or undirected interactions. See Fig. 6 for an example data format.

If another type of system or kind of interaction is needed, then the file is appropriately extended. For example, we can include buoys by appending **Buoy** to the array of **colors** and augmenting the relationships in the **nesting** node. Or, we can model the undirected (symmetric) relationship of communication by including an entry such as **undirected**: {**communication**: {**port**: [**cut**, ...], ...}}, which amounts to extending the matrix shown in Fig. 2. Moreover, modifications to network templates—such as dropping the relationship (undirected : communication) or combining **QD** and **UAV** into a single type **U**—naturally induce mappings between the associated operads.

4.3. Cooking with algebras. Because all designs are generated from primitive operations to add edges, it is sufficient to define how primitive operations act in order to define an algebra. Compare this to the process for defining the explicit algebra **CityMap** in A.1 where the actions of all operations **CityMap**(f) are defined.

For the sailboat problem introduced in 3.1, semantics are oriented to enable the delivery of a high capacity for search—known in the literature as search effort [79]—in a timely manner. Given key parameters for each asset—e.g. speed, endurance, search efficiency across kinds of target and conditions, parent platform, initial locations—and descriptions of the search environment—e.g. expected search distribution, its approximate evolution over time—the expected number of surviving crew members found by the system can be estimated [79].

Among these data, the parent platform and initial locations vary within a scenario and the rest describe the semantics of a given scenario. In fact, we assume all platforms must trace

their geographical location to one of a small number of base locations, so that the system would be responding from bases, but organized to support rapid search. Once bases are selected, the decision problem is purely restricted to the choice of operad: what to bring (type of the composite system) and how to organize it (operation to nest atomic systems). Data for the operational context specifies a particular algebra; see, for example, Table 2. Remark that, just as for the operad, this information is lightweight and configurable using appropriate input data. Moreover, it is possible to combinatorially specify algebra homomorphisms, which preserve compositionality.

Related cookbook approaches. Though we emphasized network operads, the generators approach is often studied and lends itself to encoding such combinatorial data with a “template,” in a cookbook fashion. The generators approach to “wiring” has been developed into a theory of hypergraph categories [32, 35], which induce wiring diagram operads. Explicit presentations for various wiring diagram operads are given in [85]. Augmenting monoidal categories with combinatorially specified data has also been investigated, e.g. in [36].

5. FUNCTORIAL SYSTEMS ANALYSIS

In this section we demonstrate the use of functorial semantics in systems analysis. As in Section 2.4, a functor establishes a relationship between a syntactic or combinatorial model of a system (components, architecture) and some computational refinement of that description. This provides a means to consider a given system from different perspectives, and also to relate those viewpoints to one another. To drive the discussion, we will focus on the Length Scale Interferometer (LSI) and its wiring diagram model introduced in Section 3.2.

5.1. Wiring diagrams. Operads can be applied to organize both qualitative and quantitative descriptions of hierarchical systems. Because operations can be built up iteratively from simpler ones to specify a complete design, different ways to build up a given design provide distinct avenues for analysis.

Figure 3 shows a wiring diagram representation of a precision measurement instrument called the Length Scale Interferometer (LSI) designed and operated by the U.S. National Institute of Standards and Technology (NIST). Object types are system or component boundaries. Figure 3 has eleven types: six components, the exterior, and four interior boundaries. Each boundary has a fixed interface specifying its possible interactions; these data are implicit in Fig. 3, but define explicit types in the operad.

An operation in this context represents one step in a hierarchical decomposition, as in 2.1. For example, the blue boxes in Fig. 3 represent a functional decomposition of the LSI into length-measurement and temperature-regulation subsystems: $f : \text{LengthSys}, \text{TempSys} \rightarrow \text{LSI}$. These are coupled via (the index of refraction of) a **laser** interaction and linked to interactions at the system boundary. The operation f specifies the connections between blue and black boundaries.

Composition in a wiring diagram operad is defined by nesting. For this functional decomposition, we have two further decompositions l and t which describe the components and interactions within LengthSys and TempSys , respectively. The wiring diagram in Fig. 3 is the composite $f(l, t)$.

This approach cleanly handles multiple decompositions. Here the red boxes define a second, control-theoretic decomposition $g : \text{Sensors}, \text{Actuators} \rightarrow \text{LSI}$. Unsurprisingly, the system is tightly coupled from this viewpoint, with heat flow to maintain the desired temperature, mechanical action to modify the path of the laser, and a feedback loop to maintain the position of the optical focus based on measured intensity. The fact that these two viewpoints specify the *same* system design is expressed by the equation: $f(l, t) = g(s, a)$; see 2.3 for related discussion.

5.2. A probabilistic functor. Wiring diagrams can be applied to document, organize and validate a wide variety of system-specific analytic models. Each model is codified as an algebra, a functor from syntax to semantics (2.4). For the example of this section, all models have the same source (syntax), indicating that we are considering the same system, but the target semantics vary by application.

In fact, we have already seen some functorial models: the algebras in Sec. 4.3. These can be interpreted as functors from the nesting operad $\mathcal{O}_{\text{Sail}}$ to the operad of sets and functions: **Set**. Though **Set** is the “default” target for operad algebras, there are many alternative semantic

contexts tailored to different types of analysis. Here we target an operad of probabilities **Prob**, providing a simple model of nondeterministic component failure.

The data for the functor is shown in Table 3. Model data is indexed by operations⁶ in the domain, an operad \mathcal{W} extracted from the wiring diagram in Fig. 3. The functor assigns each operation to a probability distribution that specifies the chance of a failure in each subsystem, assuming some error within the super-system. For example, the length measurement and temperature regulation subsystems are responsible for 40% and 60% of errors in the LSI, respectively. This defines a Bernoulli distribution P_f . Similarly, the decomposition \mathfrak{t} of the temperature system defines a categorical distribution with 3 outcomes: **Box**, **Bath** and **Lab**.

Relative probabilities compose by multiplication. This allows us to compute more complex distributions for nested diagrams. For the operation shown in Fig. 3, this indicates that the bath leads to nearly half of all errors ($60\% \times 80\% = 48\%$) in the system.

Operad equations must be preserved in the semantics. Since $\mathbf{f}(\mathbf{l}, \mathbf{t}) = \mathbf{g}(\mathbf{s}, \mathbf{a})$, failure probabilities of source components don't depend on whether we think of them in terms of functionality or control. For the bath, this relative failure probability is

$$\underbrace{60\%}_{P_f} \times \underbrace{80\%}_{P_t} = 48\% = \underbrace{72\%}_{P_g} \times \underbrace{66.7\%}_{P_a},$$

and five analogous equations hold for the other source components.

Functorial semantics separates concerns: different operad algebras answer different questions. Here we considered *if* a component will fail. The LSI example is developed further in [17] by a second algebra describing *how* a component might fail, with Boolean causal models to propagate failures. The two perspectives are complementary, and loc. cit. explores integrating them with algebra homomorphisms (2.4, A).

5.3. Interacting semantics. Its toy-example simplicity aside, the formulation of a failure model $\mathcal{W} \rightarrow \mathbf{Prob}$, as in Table 3 is limited in at least two respects. First, it tells us *which* components fail, but not *how* or *why*. Second, the model is static, but system diagnosis is nearly always a dynamic process. We give a high-level sketch of an extended analysis to illustrate the integration of overlapping functorial models.

The first step is to characterize some additional information about the types in \mathcal{W} (i.e., system boundaries). We start with the dual notions of *requirements* and *failure modes*. For example, in the temperature regulation subsystem of the LSI we have

$$\begin{array}{lcl} T_{\text{laser}} \leq 20.02^\circ\text{C} & \leftrightarrow & T_{\text{laser}} \text{ too high} \\ 19.98^\circ\text{C} \leq T_{\text{laser}} & \leftrightarrow & T_{\text{laser}} \text{ too low} \\ \vdots & & \vdots \end{array}$$

Requirements at different levels of decomposition are linked by traceability relations. These subsystem requirements trace up to the measurement uncertainty for the LSI system as a whole. Dually, an out-of-band temperature at the subsystem level can be traced back to a bad measurement in the **Box** enclosure, a short in the **Bath** heater or fluctuations in the **Lab** environment.

⁶Types and operations, more generally, but the types carry no data in this simple example.

P_f	$ls \mapsto 40\%$	P_g	$sn \mapsto 28\%$
	$ts \mapsto 60\%$		$ac \mapsto 72\%$
P_l	$in \mapsto 10\%$	P_s	$lb \mapsto 21.4\%$
	$op \mapsto 30\%$		$bt \mapsto 21.4\%$
	$ch \mapsto 60\%$		$op \mapsto 42.9\%$
P_t	$ba \mapsto 80\%$	P_a	$in \mapsto 14.3\%$
	$bx \mapsto 10\%$		$ch \mapsto 33.3\%$
	$lb \mapsto 10\%$		$ba \mapsto 66.7\%$

TABLE 3. Failure probabilities form an operad algebra.

Traceability is compositional: requirements decompose and failures bubble up. This defines an operad algebra⁷ $\text{Req} : \mathcal{W} \rightarrow \mathbf{Rel}^+$. Functoriality expresses the composition of traceability requirement across levels. See [17] for a discussion of how to link these relations with the probabilistic data in Table 3.

For dynamics, we need *state*. We start with a state space for each interaction among components. For example, consider the `laser` interaction coupling `Chassis`, `Intfr`, and `Box`. The most relevant features of the laser are its vacuum wavelength λ_0 and the ambient temperature, pressure and humidity (needed to correct for refraction). This corresponds to a four-dimensional state-space (or a subset thereof)

$$\text{State}_{\text{laser}} \cong \overbrace{[-273.15, \infty]}^{T_{\text{laser}}} \times \overbrace{[0, \infty]}^{P_{\text{laser}}} \times \overbrace{[0, 1]}^{RH_{\text{laser}}} \times \overbrace{[0, \infty]}^{\lambda_0} \subseteq \mathbb{R}^4.$$

A larger product over interactions defines an *external state space* at each system boundary:

$$\begin{aligned} \text{State}(\text{TempSys}) &= \text{State}_{\text{laser}} \times (\text{State}_{\text{temp}})^2 \times \text{State}_{\text{setPt}} \times \text{State}_{\text{H}_2\text{O}} \\ \text{State}(\text{Box}) &= \text{State}_{\text{laser}} \times \text{State}_{\text{temp}} \times (\text{State}_{\text{heat}})^2 \\ &\vdots \end{aligned}$$

Similarly, we can define an *internal state space* for each operation by taking the product over all the interactions that appear in that diagram. We can decompose the internal state space in terms of either the system boundary or the components⁸:

$$\begin{aligned} \text{State}(f) &\cong \text{State}(\text{LSI}) \times \overbrace{\text{State}_{\text{laser}}}^{\text{hidden variable}} \\ &\cong \text{State}(\text{LengthSys}) \times \underbrace{\text{State}(\text{TempSys})}_{\text{coupled variable}} \end{aligned}$$

The projections from these (partial) products form a relation, and these compose to define a functor $\mathcal{W} \rightarrow \mathbf{Rel}^\times$:

$$\begin{array}{ccc} \text{LSI} & \xleftarrow{f \in \mathcal{W}} & \text{LengthSys, TempSys} \\ \text{State}(\text{LSI}) & \xleftarrow{p_0} \overbrace{\text{State}(f)}^{\in \mathbf{Rel}^\times} \xrightarrow{\langle p_1, p_2 \rangle} & \text{State}(\text{LengthSys}) \times \text{State}(\text{TempSys}) \\ \left\langle \dots, \overbrace{\left(\begin{smallmatrix} 1 \\ 2 \\ 3 \end{smallmatrix} \right), \left(\begin{smallmatrix} 8 \\ 9 \end{smallmatrix} \right)}^{p_0(s)}, \dots \right\rangle & \xleftarrow{s \in \text{State}(f)} \left\langle \dots, \underbrace{\left(\begin{smallmatrix} 1 \\ 2 \\ 3 \end{smallmatrix} \right)}_{\text{fringe}}, \underbrace{\left(\begin{smallmatrix} 4 \\ 5 \\ 6 \\ 7 \end{smallmatrix} \right)}_{\text{laser}}, \underbrace{\left(\begin{smallmatrix} 8 \\ 9 \end{smallmatrix} \right)}_{\text{H}_2\text{O}}, \dots \right\rangle \xrightarrow{\langle p_1(s), p_2(s) \rangle} & \left\langle \left\langle \dots, \left(\begin{smallmatrix} 1 \\ 2 \\ 3 \end{smallmatrix} \right), \left(\begin{smallmatrix} 4 \\ 5 \\ 6 \\ 7 \end{smallmatrix} \right) \right\rangle, \left\langle \left(\begin{smallmatrix} 4 \\ 5 \\ 6 \\ 7 \end{smallmatrix} \right), \left(\begin{smallmatrix} 8 \\ 9 \end{smallmatrix} \right), \dots \right\rangle \right\rangle \end{array}$$

Each requirement $R \in \text{Req}(X)$ defines a subset $|R| \subseteq \text{State}(X)$, and a state is *valid* if it satisfies all the requirements: $\text{Val}(X) = \bigcap_R |R|$. Using pullbacks (inverse image) we can translate validity to internal state spaces in two different ways. External validity (left square) checks that a system satisfies its contracts; joint validity (right square) couples component requirements to define the allowed joint states.

$$\begin{array}{ccccc} \text{Val}(\text{LSI}) & \xleftarrow{\text{XVal}(f)} & \text{---} & \text{JVal}(f) & \xrightarrow{\text{---}} & \text{Val}(\text{LengthSys}) \times \text{Val}(\text{TempSys}) \\ \downarrow & & \downarrow & & \downarrow & \\ \text{State}(\text{LSI}) & \xleftarrow{p_0} & \text{State}(f) & \xlongequal{\text{---}} & \text{State}(f) & \xrightarrow{\langle p_1, p_2 \rangle} & \text{State}(\text{LengthSys}) \times \text{State}(\text{TempSys}) \end{array}$$

⁷The superscript indicates the use of coproducts (+) to define Req , rather than products as in a typical operad algebra.

⁸Coupled variables are formalized through a partial product called the pullback, a common generalization of the Cartesian product, subset intersection and inverse image constructions.

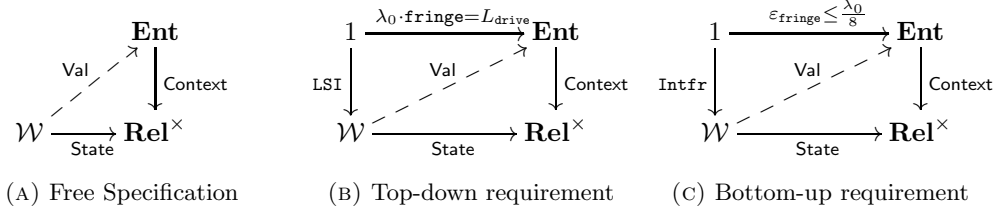


FIGURE 7. Requirement specification expressed as lifting problems.

A requirement model is *sound* if joint validity entails external validity, corresponding to the dashed arrow above. With some work, one can show that these diagrams form the operations in an operad of entailments **Ent**. The intuition is quite clear:

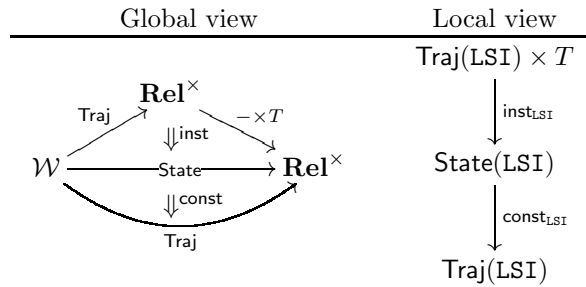
$$\begin{array}{rcl}
 & \text{component reqs.} & \Rightarrow \text{ subsystem reqs.} \\
 + & \text{subsystem reqs.} & \Rightarrow \text{ system reqs.} \\
 \hline
 & \text{component reqs.} & \Rightarrow \text{ system reqs.}
 \end{array}$$

There is a functor $\text{Context} : \mathbf{Ent} \rightarrow \mathbf{Rel}^\times$, which extracts the relation across the bottom row of each entailment. Noting that the **State** relations occur in the validity entailment, we can reformulate requirement specification as a *lifting problem* (Fig. 7a): given functors **State** and **Context**, find a factorization **Val** making the triangle commute. The second and third diagrams (Fig. 7b–7c) show how to extend the lifting problem with prior knowledge, in this case a top-level requirement and a known (e.g., off the shelf) component capability.

Finally, we are ready to admit dynamics, but it turns out that we have already done most of the work. All that is needed is to modify the spaces attached to our interactions. In particular, we can distinguish between static and dynamic state variables; for the `laser`, T , P and RH are dynamic while λ_0 is static. Now we replace the static values $T, P, RH \in \mathbb{R}$ by functions $T(t), P(t), RH(t) \in \mathbb{R}^T$, thought of as *trajectories* through the state space over time T . For example, we have

$$\text{Traj}_{\text{laser}} \subseteq \overbrace{(\mathbb{R}^T)^3}^{T, P, RH} \times \overbrace{\mathbb{R}}^{\lambda_0}.$$

From this, we construct $\text{Traj} : \mathcal{W} \rightarrow \mathbf{Rel}^\times$ using exactly the same recipe as above. Trajectories and states are related by a pair of algebra homomorphisms `inst` and `const`. The first picks out an instantaneous state for each point in time, while the second identifies constant functions, which describe fixed-points of the dynamics:



The problem is that the state space explodes; function spaces are very large. Nonetheless, all of the system integration logic is identical, and using the entailment operad **Ent**, we can build in additional restrictions to limit the search space. In particular, we can restrict attention to the subset of functions that satisfies a particular differential equation or state-transition relationship. This drastically limits the set of valid trajectories, though the resulting set may be difficult to characterize and the methods for exploring it will vary by context.

Related analytic applications. Wiring diagrams have an established applied literature covering a range of system design problems, see, e.g., [9, 34, 73, 74, 77, 81]. More broadly, the analytic strength of category theory to express compositionality and functional semantics is explored in numerous recent applied works—e.g.:

- engineering diagrams [4, 3, 8, 14, 13, 34, 41];
- Markov processes [5, 65];
- database integration [19, 34, 63, 74, 76, 82];
- behavioral logic [34, 50, 69];
- natural language processing (NLP) [23, 45, 48];
- machine learning [33, 37];
- quantum computation [29, 52, 53];
- open game theory [26, 42, 43].

6. AUTOMATED SYNTHESIS WITH NETWORK OPERADS

An operad acting on an algebra provides a starting point to automatically generate and evaluate candidate designs. Formally correct designs (operations in some operad) that combine basic systems (elements of some algebra of that operad) into a system of systems can be explored to decide what should be composed.

6.1. Sailboat example. Consider the sailboat problem introduced in 3.1 and revisited in 4.2–4.3. Network operads with directed graph operations nested assets and ports while algebra-based semantics guided the search for effective designs by capturing the impact of available search effort.

To apply this model to automate design synthesis, algorithms explored designs within budget constraints based on costs in Table 2. Exploration iteratively composed up to budget constraints and operational limits on nesting; see Table 4. With these analytic models, greater sophistication was not needed; other combinatorial search algorithms—e.g. simulated annealing—are readily applied to large search spaces. For our specific scenario, the most effective designs could ferry a large number of low cost search and rescue units—e.g. quadcopters (QD)—quickly to the scene—e.g. via helicopters (HeLo).

It turns out that degree limits—e.g. how many quadcopters a helicopter can carry—can be encoded directly into operad operations; the relevant mathematics was worked out by then CASCADE graduate student Joe Moeller [61].

6.2. Tasking example. Surprisingly, network operads—originally developed to design systems—can also be applied to “task” them: in other words, declare their behavior. An elegant example of this approach is given in [7] where “catalyst” agents enable behavioral options for a system.

The problem. The sailboat problem is limited by search: once sailboat crew members are found, their recovery is relatively straightforward. In hostile environments, recovery of isolated personnel (IPs) can become very complex. The challenge is balancing the time criticality of recovery with the risk to the rescuers by judiciously orchestrating recovery teams⁹. Consider the potential challenges of a large scale earthquake during severe drought conditions which precipitates multiple wildfires over a large area. The 2020 Creek Fire near Fresno, CA required multiple mass rescue operations (MROs) to rescue over 100 people in each case by pulling in National Guard, Navy and Marine assets to serve as search and rescue units (SRUs) [46, 55]. Though MRO scenarios are actively considered by U.S. SAR organizations, the additional challenge of concurrent MROs distributed over a large area is not typically studied.

⁹The recovery of downed airman Gene Hambleton, call sign Bat 21 Bravo, during the Vietnam War is a historical example of ill-fated SAR risk management. Though Hambleton was eventually rescued, SAR operations resulted in 5 additional aircraft being shot down and 11 deaths. This single event significantly impacted the total SAR losses of 71 rescuers and 45 aircraft to save 3,883 lives during the Vietnam War [20].

	Boat	UAV	QD	HeLo
Cut	2	10	30	1
Boat		6	20	
FW			30	
FSAR			20	
HeLo			10	

TABLE 4. Operational limits on nesting captured in algebra; ports are unlimited.

In this SAR tasking example, multiple, geographically distributed IP groups compete for limited SRUs. The potential of coordinating multiple agent types—e.g., fire fighting airplanes together with helicopters—to jointly overcome environment risks is considered as well as aerial refueling options for SRUs to extend their range. Depending on available assets, recovery demands and risks, a mission plan may need to work around some key agent types—e.g. refueling assets—and maximize the impact of others—e.g. moving protective assets between recovery teams.

Under CASCADE, tasking operations were built up from primitive tasks that coordinate multiple agent types to form a composite task plan. Novel concepts to coordinate teams of SRUs are readily modeled with full representation of the diversity of potential mission plan solutions.

Network models for tasking. A network model for tasking defines atomic agent types C and possible task plans for each list of agent types in C comprising a system to task. Whereas a network model to design structure $\Gamma: \mathcal{S}(C) \rightarrow \mathbf{Mon}$ has values that are possible graphical designs, a network model to task behavior $\Lambda: \mathcal{S}(C) \rightarrow \mathbf{Cat}$ has values that are categories whose morphisms—*a.k.a.* arrows—index possible task plans for the assembled types. Each morphism declares a sequence of tasks for each agent—many of which will be coordinated tasks shared with other agents.

If the system is comprised of only a single UH-60 helicopter, its possible tasks are captured in $\Lambda(\text{UH60})$. In this application, these tasks are paths in a graph describing ‘safe maneuvers.’ For unsafe maneuvers, UH-60s travel in pairs—or perhaps with escorts such as a HC-130 or CH-47 equipped with a Modular Airborne Fire Fighting System (MAFFS). Anything one UH-60 can do, so can two, but not vice versa. Thus there is a proper inclusion

$$\Lambda(\text{UH60}) \times \Lambda(\text{UH60}) \subsetneq \Lambda(\text{UH60} \otimes \text{UH60}).$$

Similarly,

$$\Lambda(\text{UH60}) \times \Lambda(\text{HC130}) \subsetneq \Lambda(\text{UH60} \otimes \text{HC130})$$

since once both a UH-60 and HC-130 are present, a joint behavior of midair refueling of the UH-60 by the HC-130 becomes possible. Formally, these inclusions are lax structure maps—*e.g.*

$$\Phi_{(\text{UH60}, \text{UH60})}: \Lambda(\text{UH60}) \times \Lambda(\text{UH60}) \rightarrow \Lambda(\text{UH60} \otimes \text{UH60}),$$

specifies: given tasks for a single UH-60 (left coordinate) and tasks for another UH-60 (right coordinate), define the corresponding joint tasking of the pair. Here the joint tasking is: each UH-60 operates independently within the safe graph. On the other hand, tasks in $\Lambda(\text{UH60} \otimes \text{UH60})$ to maneuver in unsafe regions can not be constructed from independent taskings of each UH-60. Such tasks must be set for some pair or other allowed team—*e.g.* a CH-47 teamed with an UH-60.

Applying the cookbook: operads. While the above discussion sketches how to specify a network model for tasking, which constructs a network operad [6], these precise details¹⁰ need not concern the applied practitioner. It is sufficient to provide a template, from which a network operad is constructed. Whereas a template to design structures defines the basic ways system types can interact, a template to task behavior defines the primitive tasks for agent types.

No specification of ‘staying put’ tasks are needed; these are implicit. All other primitive tasks are (sparsely) declared. For example, each edge of the ‘safe graph’ for a solo UH-60 declares:

- a single agent of type UH60 participates in this ‘traverse edge’ task; and
- participation is possible if a UH60 is available at the source of the edge.

Likewise, each edge of the ‘unsafe graph’ for pairs of UH-60s should declare similar information for pairs, but what about operations to refuel an UH-60 with a HC-130? It turns out that transitions in a Petri net carry sufficient data and have a successful history of specifying generators for a monoidal category [8, 60]. See Fig. 8a for examples where, for simplicity, tasks to traverse edges are only shown in the left to right direction. Note that this sparse declaration is readily extended—*e.g.* to add recovery focused CH-47s, which tested their operational limits to rescue as many as 46 people during the 2020 Creek Fire— C and the set of transitions are augmented to encode the new options for primitive tasks.

This specification of syntax is almost sufficient for the SAR tasking problem and would be for situations where only the sequence of tasks for each agent needs to be planned. When tasking SAR agents, *when* tasks are performed is semantically important because where and how long

¹⁰Developed in [31].

air-based agents ‘stay put’ impacts success: (1) fuel burned varies dramatically for ground vs. air locations; (2) risk incurred varies dramatically for safe vs. unsafe locations¹¹. For comparison, in a ground-based domain without environmental costs, these considerations might be approximately invariant relative to the time tasks occur, and therefore, can be omitted from tasking syntax.

Timing information creates little added burden for building a template–transitions declaring primitive tasks need only be given durations, which can be determined from scenario data—and it is technically straightforward to represent timing information—a time dimension is added to the network model.

Constraints from syntax. A direct translation of primitive tasks to decision variables for a constraint program is possible. For syntax, the idea is very simple: enforce type matching constraints on composing operad morphisms. Here we will briefly indicate the original mixed integer linear program developed for SAR tasking; later this formulation was reworked to leverage the scheduling toolkit of the CPLEX optimization software package.

To illustrate the concept, let us first consider the constraint program for an operad to plan tasks without time and then add the time dimension¹². Operad types are translated to boolean vectors m_j —whose entries capture individual agents at discrete coordination locations. Parallel composition of primitive operations is expressed with boolean vectors Σ_j indexed over primitive tasks for specific agents. Type vectors m_j indicate the coordination location each agent with value one; operation vectors Σ_j indicate which tasks are planned in parallel.

Assuming the source of an operation translates to m_j , the target of the operation expressed with Σ_j is

$$m_{j+1} = m_j + M\Sigma_j$$

where M describes the relationship between source and target for primitive tasks. Specifically, rows of M correspond to primitive tasks while columns correspond to individual agents. The target to source constraint for single step of in-series composition is

$$m_{j+1} \geq M^s \Sigma_{j+1}$$

where M^s has rows that give requirements for each primitive task. Here the left-hand side describes the target and the right-hand side describes the source. The inequality appears to allow for implicit identities for agents without tasking—e.g. if Σ_j is a zero vector, then $m_{j+1} = m_j$. This constraint prevents an individual agent from being assigned conflicting tasks or ‘teleporting’ to begin a task.

As seen in Fig. 8b, additional agents:

- enable more primitive tasks, indexed by Petri net transitions (top two rows);
- expand the type vector/matrix column dimension to account for new agent–location pairs and increase the matrix row dimension to account for new tasks (bottom two rows).

For example, the first 4 rows of $M(\text{UH60} \otimes \text{UH60})$ correspond to the image of $\Lambda(\text{UH60}) \times \Lambda(\text{UH60})$ in $\Lambda(\text{UH60} \otimes \text{UH60})$. The last row corresponds to new task, τ_4 , for the available pair of UH-60s. During implementation, the constraints can be declared task-by-task/row-by-row to sparsely couple the involved agents. Once a limit on the number of steps of in series composition is set—i.e. a bound for the index j is given—a finite constraint program is determined.

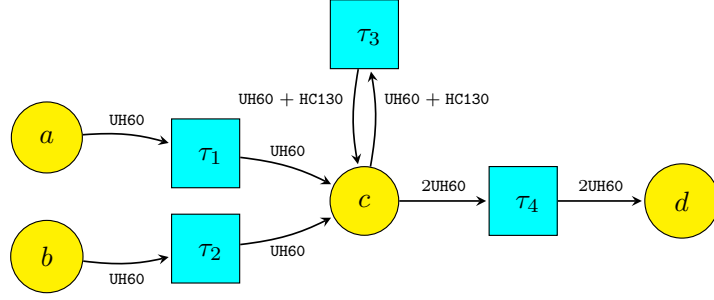
Time is readily modeled discretely with tasks given integer durations. This corresponds to a more detailed network model, Λ_t , whose types include a discrete time index; see Fig. 4b for example operations. Under these assumptions, one simply replaces the abstract steps of in series composition with a time index and decomposes M and Σ_j by the duration d of primitive tasks:

$$m_t + \sum_{d=1}^{d_{\max}} M_d \Sigma_{t-d,d} = m_{t+1}; \quad m_{t+1} \geq \sum_{d=1}^{d_{\max}} M_d^s \Sigma_{t+1,d}$$

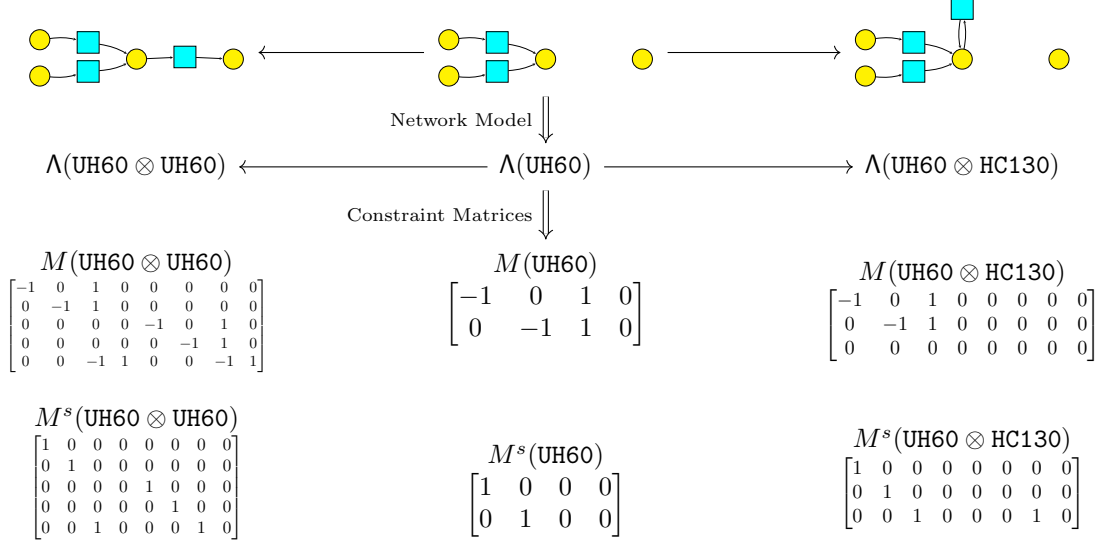
so that $\Sigma_{t,d}$ describes tasks beginning at time t ; the inequality allows for ‘waiting’ operations. One can also model tasks more coarsely—with $\Lambda_\bullet: \mathbb{N}(C) \rightarrow \mathbf{Cat}$ —to construct an operad to task counts of agents without individual identity. Then, the type vectors m_j (resp., operation vectors Σ_j) have integer entries to express agent counts (resp., counts of planned tasks) with corresponding reductions in dimensionality.

¹¹Risks incurred during tasks may also vary significantly with time.

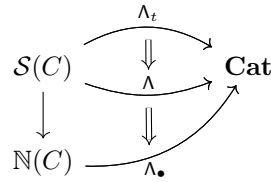
¹²Simply increasing dimensionality is not computationally wise—which was the point of exploring the CPLEX scheduling toolkit to address the time dimension—but this model still serves as a conceptual reference point.



(A) Four primitive tasks specified in a Petri net; arcs indicate types involved in each task.

(B) More primitive tasks become possible as available agent types increase. Type update matrices $M(-)$ and target to source constraint matrices $M^s(-)$ translate type changing and matching, resp.FIGURE 8. Specification of primitive tasks determines a network operad \mathcal{O}_{SAR} and data for a constraint program to explore operations.

These three levels of network models¹³



naturally induce morphisms of network operads [6, Thm. 6.18] and encode mappings of syntactic variables that preserve feasibility. In particular, the top two levels describe a precise mapping from task scheduling (highest) to task planning (middle). The lowest level Λ_\bullet forgets the individual identity of agents, providing a coarser level for planning.

This very simple idea of enforcing type matching constraints is inherently natural¹⁴. However, further research is needed to determine if this natural hierarchical structure can be exploited by

¹³Strictly speaking, the coarsest (lowest) level is not network model since its domain is a free commutative monoidal category. Nevertheless, a completely analogous construction produces a typed operad and this diagram induces morphisms between these 3 operads.

¹⁴That is, operad morphisms will always push forward feasible assignments syntactic variables in the domain to feasible assignments in the codomain.

algorithms—e.g. by branching over pre-images of solutions to coarser levels—perhaps for domains where operational constraints coming from algebras are merely a nuisance, as opposed to being a central challenge for SAR planning. For instance, a precise meta-model for planning and scheduling provides a common jumping off point to apply algorithms from those two disciplines.

Applying the cookbook: algebras. Because the operad template defines generating operations, specifying algebras involves:

- capturing the salient features of each agent type as its internal state; and
- specifying how these states update under generating morphisms—including, for operads with time, the implicit ‘waiting’ operations.

For the SAR tasking problem, the salient features are fuel level and cumulative probability of survival throughout the mission. Typical primitive operations will not increase these values; fuel is expended or some risk is incurred. The notable exception is refueling operations which return the fuel level of the receiver to maximum. By specifying the non-increasing rate for each agent–location pair, the action of ‘waiting’ operations are specified. In practice, these data are derivable from environmental data for a scenario so that end users can manipulate them indirectly.

Operational constraints from algebras. Salient features of each agent type are captured as auxiliary variables determined by syntactic decision variables. The values of algebra variables are constrained of update equations—e.g. to update fuel levels for agents

$$\max(f_j + F\Sigma_j, f_{\max}) = f_{j+1}$$

where the vector f_{\max} specifies max fuel capacities. Having expressed the semantics for generating operations, one can enforce additional operational constraints—e.g. to enforce safe fuel levels:

$$f_{j+1} \geq f_{\min}.$$

Extending the domain of application. As noted above, this sparse declaration of a tasking domain is readily extended—e.g. to add a new atomic type or new ways for agents to coordinate. Syntactically, this amounts to including new elements in C and/or the transitions that define primitive tasks. Semantics must capture the impact of primitive operations on state, which can be roughly estimated initially and later refined. This flexibility is especially useful for rapid prototyping of ‘what if’ options for asset types and behaviors, as the wildfire SAR tasking problem illustrates.

Suppose, for example, that we wanted to model a joint SAR and fire fighting problem. Both domains are naturally expressed with network operads to task behavior. Even if the specification formats were independently developed

- each format must encode the essential combinatorial data for each domain;
- category theory provides a method to integrate domain data: construct a pushout.

Analogous to taking the union of two sets along a common intersection, one identifies the part of the problem common to both domains—e.g. MAFFS¹⁵-equipped HC-130s and their associated tasks appearing in both domains—to construct a cross-domain model

$$\begin{array}{ccc} \text{Spec}_\cap & \longrightarrow & \text{Spec}_{\text{SAR}} \\ \downarrow & & \downarrow \\ \text{Spec}_{\text{FF}} & \longrightarrow & \text{Spec}_\cup \end{array}$$

The arrows in this diagram account for translating the file format for the overlap into each domain-specific format and choosing a specific output format for cross-domain data.

On the other hand, suppose that the machine readable representation of each domain was tightly coupled to algorithmic approaches—e.g. mathematical programming for SAR and a planning framework for fire fighting. There is no artifact suitable for integrating these domains. Expression was prematurely ‘optimized’ to be exploited by algorithms. We describe a general workflow to separate specification from representation and exploitable data structures and algorithms in 7.5.

6.3. Other examples of automated synthesis. Though network templates facilitate exploration from atoms, how to explore valid designs is a largely distinct concern from defining the space of designs, as discussed in 1.1.

¹⁵Modular Airborne Firefighting System

Novel search strategies via substitution. For example, in the DARPA Fundamentals of Design (FUN Design) program, composition of designs employed a genetic algorithm (GA). FUN Design focused on generating novel conceptual designs for mechanical systems—e.g. catapults to launch a projectile. Formulating this problem with network operads followed the cookbook approach: there were atomic types of mechanical components and basic operations to link compatible components.

The operad-based representation provided guarantees of design feasibility and informed how to generalize the GA implementation details. Specifically, composition for atomic algebra elements defined genetic data; crossover produced child data to compose from atoms; and mutation modified parameters of input algebra elements. Crafting a crossover step is typically handled case-by-case while this strategy generalizes to other problems that mix combinatorial and continuously varying data, provided this data is packaged as an operad acting on an algebra. Guarantees of feasibility dramatically reduced the number unfit offspring evaluated by simulation against multiple fitness metrics. Moreover, computational gains from feasibility guarantees increase as the design population becomes more combinatorially complex.

Integrated structure and behavior. Large classes of engineering problems compose components to form an ‘optimized’ network—e.g. in chemical process synthesis, supply chains, and water purification networks [54, 62, 66, 86]. In each case, given a set of inputs, outputs and, available operations (process equipment with input and output specification), the goal is to identify the optimal State Equipment Networks (SEN) on which behavioral flows of materials and energy are efficient. A given production target for outputs is evaluated in terms of multiple objectives such as environmental impact and cost.

It is possible to formulate the joint problem of optimizing structure and behavior with mathematical programming, but such representation yields a set of equations that is typically some combination of non-convex, mixed integer, and nonlinear. The computational complexity to solve them increases with network size. Superstructure optimization methods decompose the problem of identifying feasible subnetworks using logical statements to ensure valid connections between them. This is done by using generalized disjunctive programming. Each feasible superstructure can be formulated as an mixed-integer non/linear program for applying traditional solvers. Optimization for a given structure has been approached with a variety of algorithmic techniques including relaxation of some of non-linear constraints to get upper and lower bounds for sub-problems.

For example, the chemical industry considers the supply chain, production and distribution network problem [86] systematic as three superstructure optimization problems that can be composed to optimize enterprise level, multi-subsystem structures. Each sub-network structure is further optimized for low cost and other performance measures including waste, environmental impact and energy costs. The operadic paradigm would provide a lens to generalize and refine existing techniques to jointly explore structure and behavior while addressing computational complexity.

CASCADE prototyped integrated composition of structure and behavior for distributed logistics applications. Here an explicit resupply plan to task agents was desired. Structural composition was needed to account for the resupply capacity for heterogeneous delivery vehicles and the positioning of distributed resupply locations for delivery vehicles. Probabilistic models were applied to estimate steady state resupply capacities of delivery fleet mixes to serve estimates of demand. First, positioning resupply locations applied hill climbing to minimize the expected disruption of delivery routes when returning to and departing from resupply locations. Second, this disruption estimate was used to adjust the resupply capacity estimate of each delivery asset type. Third, promising designs were evaluated using a heuristic task planning algorithm. At each stage, algorithms focused on finding satisficing solutions which allowed broad and rapid explorations of the design and tasking search space.

Synthesis with applied operads and categories. Research activity to apply operads and monoidal categories to automated design synthesis is increasing. Wiring diagrams have been applied to automate protein design [40, 75] and there is continued interest in applications to collaborative design [34, Ch. 4] of physical systems employing practical semantic models and algorithms [21, 22, 87]. Software tools are increasingly focused on scaling up computation, for example [24, 49, 51], as opposed to software to augment human calculation, as in [10, 53, 67], and managing complex domains with commercial-grade tools [19, 63, 82]. Recent work on quantum circuit optimization

leverages such developments [29, 52] and the use of wiring diagrams to improve computational efficiency via normal forms is also being explored [64].

In the next section, we discuss research directions to develop the meta-modeling potential of applied operads to: (1) decompose a problem within a semantic model to divide and conquer; and (2) move between models to fill in details from coarse descriptions. We also discuss how the flow of representations used for SAR–network template, operad model of composition, exploitation data structures and algorithms—could be systematized into a reusable software framework.

7. TOWARD PRACTICAL AUTOMATED ANALYSIS AND SYNTHESIS

In this section, we describe lessons learned from practical experiences with applying operads to automated synthesis, including scalability limitations of direct modeling approaches. We frame the idea of separation of concerns in the language of operads, to describe strategies to work around issues raised by this experience. This gives not only a clean formulation of separation but also a principled means to (re)integrate concerns.

7.1. Lessons from automated synthesis. The direct, network template approach facilitates correct and transparent modeling for complex tasking problems. However, computational tractability is limited to small problems—relative to the demands of applications.

More research is needed to develop efficient algorithms that break up the search into manageable parts, leveraging the power of operads to separate concerns. Under CASCADE, we experimented with the CPLEX scheduling toolkit to informally model across levels of abstraction and exploit domain specific information. In particular, generating options to plan, but not schedule, key maneuvers with traditional routing algorithms helped factor the problem effectively. These applied experiments were not systematized into a formal meta-modeling approach, although our prototype results were promising. Specification of these levels—as in Section 4—and controlling the navigation of levels using domain-specific hints would be ideal; we will revisit this concept in 7.5.

The FUN DESIGN genetic algorithm approach illustrates the potential operads have to:

- Generalize case-by-case methods¹⁶.
- Separate concerns, in this case by leveraging the operad syntax for combinatorial crossover and algebra parameters for continuous mutation.
- Guarantee correctness as complexity grows.

Distributed logistics applications in CASCADE show the flexibility afforded by multiple stage exploration for more efficient search for satisfying solutions.

7.2. Formal separation of concerns. We begin by distinguishing *focus* from *filter*, which are two types of separation relevant for operadic analysis. Focus concerns *what* we look at, while filter captures *how* we look at it. These are questions of syntax and semantics, respectively. To generate useful information, the *what* of our focus must align with the *how* of the filter.

Separation of focus occurs within the syntax operad of system maps. In Section 2.1, four trees correspond to four different views on the same system. We can zoom into one part of the system while leaving other portions black-boxed at a high level. Varying the target type of an operation changes the scope for system composition, such as restricting attention to a subsystem.

Filtering, on the other hand, is semantic; we choose which salient features to model and which to suppress, controlled by the semantic context used to ‘implement’ the operations. As we have described above, the default semantic context is **Set**:

- Each type in the operad is mapped to a set of possible instances for that type.
- Each operation is mapped to a function to compose instances (A.3).

In Sections 4 and 6, **Set** is employed for semantics. Instances or algebra elements for the sailboat problem (Sec. 4) describe the key features of structural system designs. For SAR tasking (Sec. 6), mission plan instances track the key internal states of agents—notably fuel and risk—throughout its execution. Section 5 illustrates alternative semantic contexts including options to model with probability **Prob** or relations between sets with **Rel** or **Rel**⁺.

Focus and filter come together to solve particular problems. The analysis of the LSI system in Section 5 tightly focuses the syntax operad \mathcal{W} to include only the types and operations shown

¹⁶In fact, applying genetic algorithms to explore network structures was inspired by the success of NeuroEvolution of Augmenting Topologies (NEAT) [78] to generate novel neural network architectures.

in Fig. 3. Formally, this is accomplished by considering the image of the generating types and operations in the operad of port-graphs [17]. This tight focus means that semantics need only be defined for the limited focus on the existing LSI system. In any specific SAR tasking problem of Section 6, an initial, source configuration of agent types is given, narrowing the focus of each problem. The focus is much broader because an operation to define the mission plan must be constructed. Even so, semantics filter down to just the key features of the problem and how to update them under the action of generating operations. In this way, any problem within the SAR tasking domain can be modeled with the algebra, but each specific exploration narrows the focus.

Functorial semantics, as realized by an operad algebra $A: \mathcal{O} \rightarrow \mathbf{Sem}$, helps factor the overall problem model to facilitate its construction and exploitation. For example, we can construct the probabilistic failure model in Table 3 by normalizing historical failures. First we limit focus from all port-graphs \mathcal{P} to \mathcal{W} then semantics for counts in \mathbb{N}^+ , an operad of counts and sums, are normalized to obtain probabilities in **Prob**:

$$\begin{array}{ccc} \mathcal{W} & \longrightarrow & \mathbb{N}^+ \\ \downarrow & \searrow A & \downarrow \\ \mathcal{P} & & \mathbf{Prob}. \end{array}$$

The power to focus and filter is amplified because we are not limited by a single choice of how to filter. In addition to *limiting* focus with the source of an operad algebra, we can *simplify* filters. Such ‘filters of filters’ align different compositional models precisely. For instance:

- Requirements over state in 5.3.
- Timed scheduling over two levels of planning in 6.2.

In this first case the syntax operad \mathcal{W} stays the same and semantics are linked an algebra homomorphism (A.4). In the second case, both the operad and algebra must change

$$\begin{array}{ccc} \mathcal{O}(\Lambda_t) & & \\ \downarrow \mathcal{O}(\Lambda_t \rightarrow \Lambda) & \searrow A_1 & \\ \mathcal{O}(\Lambda) & & \mathbf{Set} \\ & \nearrow A_2 & \end{array}$$

to determine simpler semantics—e.g. to neglect the impact of waiting operations, which bound performance in this case.

Such precision supports automation to explore design space across semantic models and aligns the ability to focus within each model. By working backward relative to the construction process, we can lift partial solutions to gradually increase model fidelity—e.g. to start exploring schedules from effective plans. This gives a foundation for lazy evaluation during deep exploration of design space.

For a simple but rich example of these concepts working together, consider the functional decomposition $\mathbf{f}(1, \mathbf{t})$ in Fig. 3. We could model the length system $\mathbf{1}$ using rigid-body dynamics, the temperature system \mathbf{t} as a lumped-element model, and super-system \mathbf{f} as a computation (Edlén equation) that corrects the observed **fringe** count based on the measured temperature. This might correspond to a diagram

$$(2) \quad \begin{array}{ccccc} \{1\} & \longrightarrow & \mathcal{N}_{\text{mech}} & \xrightarrow{\text{Rigid}} & \text{Dyn} \\ \downarrow & & \downarrow & & \downarrow \text{Impl} \\ \mathcal{W} & \longrightarrow & \mathcal{N}_{\text{comp}} & \xrightarrow{\text{Edlén}} & \text{Type} \\ \uparrow & & \uparrow & & \uparrow \text{Impl} \\ \{\mathbf{t}\} & \longrightarrow & \mathcal{N}_{\text{therm}} & \xrightarrow{\text{Lump}} & \text{Dyn} \end{array}$$

The upper and lower paths construct implementations of dynamical models based on the aforementioned formalisms. The center path implements a correction on the data stream coming from the

interferometer, based on a stream of temperature data. The two natural transformations indicate extraction of a data stream from the dynamical models. Composition in \mathcal{W} then constructs the two data streams and applies the correction.

One of the most important features of the operadic paradigm is its genericity: the same principles of model construction, integration and exploitation developed for measurement and SAR apply to all kinds of systems. In principle, we could use the same tools and methodology to assemble transistors into circuits, unit processes into chemical factories and genes into genomes. The syntax and semantics change with the application, but the functorial perspective remains the same. For the rest of this section, we describe research directions to realize such a general purpose vision to break down a complex design problem into tractable subproblems while supporting rapid, broad exploration of design space.

7.3. Recent advancements, future prospects and limits. In this subsection, we present examples of recent progress illustrating how to apply operads to design problems. Our summary of advancements and the potential of the operads for design is tempered with a corresponding discussion of limitations.

Progress and prospects. We describe in Section 4 how cookbook-style approaches enable practitioners to put operads to work. Specifically, generative information defines a domain and compositionality combines this data into operads and algebras to separate concerns. Network operads [6, 7, 61] were developed *in response to the demands of applications* to construct operads from generative data. In Section 5, we describe rich design analysis by leveraging multiple decompositions of complex systems and working across levels of abstraction. In particular, focusing on a specific applied problem—in this case the LSI at NIST—provided further opportunities for analysis since *model semantics need only be defined to the problem at hand*. See, for example, Eq. 2. Progress in streamlining automated synthesis from building blocks is recounted in Section 6 where the application drives coordination requirements to task behavior.

If interactions between systems are well-understood (specification) and can be usefully modeled by compositional semantics (analysis), then automated design synthesis leveraging separation for scalability becomes possible. For instance, most references from the end of Section 5 correspond to applied domains that are studied with diagrams that indicate interactions and have associated compositional models. This allows intricate interactions to modeled—compare, e.g. classical [68] vs. quantum [1, 29, 52] computing—while unlocking separation of concerns. Cookbook and focused approaches guide practitioners to seek out the minimal data needed for a domain problem—as in the examples presented—but operads for design *requires* compositional models.

Limitations. We organize our discussion of limitations around three issues:

- (i) Key interactions among systems and components are taken as input.
- (ii) Not all design problems become tractable via decomposition and hierarchy.
- (iii) There is no guarantee of compositional semantics to exploit.

For instance, though the interactions for the n -body problem are understood (i), this does not lend itself to decomposition (ii) or exploitable compositional semantics (iii). Whitney [83] notes that integral mechanical system design must address unavoidable safety issues at high power levels due to challenging, long-range interactions. Some aspects of integral mechanical system design may yield to operad analysis—for example, bond graph [13] or other sufficiently “diagrammatic” models—but others may not be able to be broken down to components. Both these examples illustrate the challenges of overnumerousness or longer range interaction, which relates to (ii). If system level properties can be extracted into compositional models, operads can work at this coarser level. However, operads do not provide a means to extract such properties or understand design problems that are truly inseparable theoretically or practically.

7.4. Research directions for applied operads. In this subsection, we briefly overview research directions to apply operads to automated analysis and synthesis.

Operad-based decomposition and adaptation. Decomposition, ways a complex operation can be broken down into simpler operations, is a dual concept to the composition of operations. Any subsystem designed by a simpler operation can be adapted: precisely which operations can be

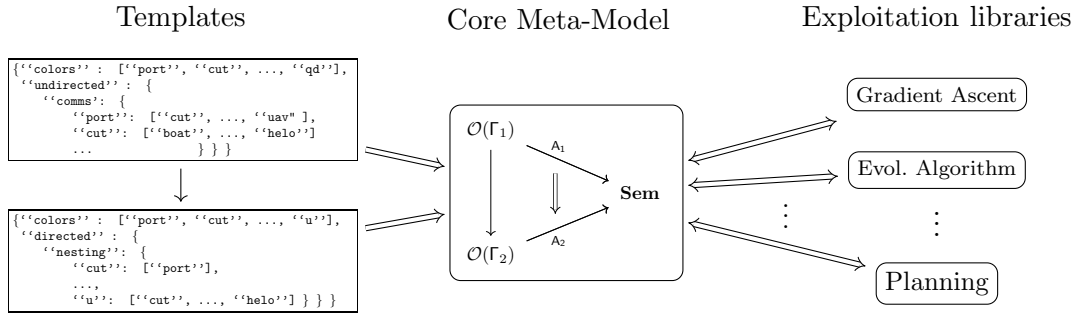


FIGURE 9. A software framework to leverage a meta-model: templates define each level and how to move between, libraries exploit each level, and core meta-model facilitates high-level control across levels.

substituted is known, providing a general perspective to craft algorithms. To be practical, the analytic questions of *how* to decompose and *when* to adapt subsystems must be answered.

One research direction applies the lens of operad composition to abstract and generalize existing algorithms that exploit decomposition. For instance:

- Generalize superstructure optimization techniques discussed in 6.3.
- Extend the crossover and mutation steps for the FUN DESIGN work 6.1, which are global in the sense that they manipulate full designs, to local steps which adapt parts of a design, perhaps driven by analysis to re-work specific subsystems.
- Explore routing as a proxy for tasking planning, analyzing foundational algorithms like Ford-Fulkerson [38] and decomposition techniques such as contraction hierarchies [39].¹⁷

An intriguing, but speculative, avenue is to attempt to learn how to decompose a system or select subsystems to adapt in a data-driven way, so that the operad syntax constrains otherwise lightly supervised learning. A theoretical direction is to seriously consider the dual role of decomposition, analogous to Hopf and Frobenius algebra [27], and attempt to gain deeper understanding of the interplay of composition and decomposition, eventually distilling any results into algorithms¹⁸.

Multiple levels of modeling. The LSI example shows how a system model can be analysed to address different considerations. This sets the stage to adapt a design—e.g. bolster functional risk points and improve control in back and forth fashion—until both considerations are acceptable.

The applied demonstrations for SAR tasking suggest a multi-level framework: (1) encoding coarse operational concepts; (2) planning options for key maneuvers; and (3) multistage planning and scheduling to support these maneuvers. In 7.5, we sketch a software framework for high-level navigation of multiple semantic models that would provide broad access to such advancements.

Unifying top-down and bottom-up points of view. We have laid out the analytic—exemplified by wiring diagrams—and synthetic—exemplified by network operads—points of view for complex systems. Analytically driven substitution and iterative synthesis provide complementary means to exploit composition. Even if the goal is practical automated synthesis, scalability issues promote analytic decomposition and abstraction to efficiently reason toward satisficing solutions.

Two approaches to unifying the top-down (analytic) and bottom-up (synthetic) perspectives include: (1) create a combined syntax for analysis and synthesis, a ‘super operad’ combining both features; (2) act by an analytic operad on the synthetic syntax, extending composition of operations. While the former approach is arguably more unified, the latter more clearly separates analysis and synthesis and may provide a constructive approach to the former.

7.5. Functorial programming with operads. At this point, experience implementing operads for design suggests a software framework. While conceptually simple, this sketch helps clarify the practical role of a precise meta-model.

Rather than working directly with operads to form a core meta-modeling language, cf. [15], a workflow akin to popular frameworks for JavaScript development would put developers directly

¹⁷Such questions were briefly studied under CASCADE.

¹⁸For example, Bellman’s principle of optimality is *decompositional*—i.e. parts of an optimal solution are optimal.

in the drivers seat: adopters focus on controlling the flow of data and contribute to an ecosystem of libraries for lower-level data processing. Achieving this goal requires work before and after the meta-model. First, transferable methods get an applied problem into operads (Fig. 9, left). As in Section 4, this data constructs operads and algebras to form the core meta-model. Core data feeds explicitly exploitable data structures and algorithms to analyze (Sec. 5) and automatically construct (Sec. 6) complex systems (Fig. 9, right).

On the far left, end user tools convert intent to domain inputs. On the right, libraries access exploitation data structures and algorithms, including those exploiting the syntax and semantics separation or substitution and adaptation. At the center, the core meta-model guarantees that the scruffier ends of the framework exposed to end users and developers are correctly aligned and coherently navigated.

This framework provides significant opportunities to separate concerns compared to other approaches. Foremost, the core-meta model separates syntax from semantics. As noted in 1.1, applied methods tend to conflate syntax and semantics. For instance, aggregate programming [11] provides: 1) semantics for networked components with spatial and temporal extent; and (2) interactions are proximity-based. The former feature is powerful but limiting: by choosing a single kind of semantics, modeling is wedded to the scales it abstracts well. In this case, the individual component scale is not modeled at all, even syntactically, which would complicate any attempt to align with other models. The latter precludes syntactic declaration of interactions—e.g. to construct architectures not purely based on proximity—and the absolute clarity about what can be put together provided by the operad syntax. Relative to computational efforts to apply operads or monoidal categories, e.g. [24, 49], this sketch places greater emphasis on specification and exploitation: specification of a domain is possible without exposing the meta-model, algorithms searching within each model are treated as black boxes that must produce valid designs. Separate specification greatly facilitates set up of domain models by experts in the domain, but not the meta-model. Separate exploitation encourages importing existing data structures and algorithms to exploit each model.

7.6. Open problems. The software framework just sketched separates out the issues of practical specification, the core meta-model and fast data structures and algorithms. We will organize our discussion of open problems around concrete steps to advance these issues. Due to the importance of the genericity of the operadic paradigm, “multiple” can be taken to mean at least three in the problem statements below.

Practical specification. The overarching question is whether the minimal combinatorial data which can specify operads, their algebras and algebra homomorphisms in theory can be practically implemented in software. We propose the following problems to advance the state-of-the-art for network template specification of operads described in Section 4:

- (1) Demonstrate a specification software package for operad algebras for multiple domains.
- (2) Develop specification software for algebra homomorphisms to demonstrate correctly aligned navigation between multiple models for a single domain.
- (3) Develop and implement composition of specifications to combine multiple parts of a domain problem or integrate multiple domains.

This last point is inline with the discussion of extending a domain in 6.2 and motivates a need to reconcile independently developed specification formats. That is, any specification package must explicitly or implicitly capture minimal combinatorial data for the meta-model and practical demonstrations to this feature are of interest:

- (4) Demonstrate automatic translation across specification formats.

Core-meta model. We have seen rich examples of focused analysis with wiring diagrams in Section 5 and automated composition from building blocks in Section 6. The overarching question for advancing the core meta-model is whether the analytic power of operads to separate concerns can be effectively integrated with the synthetic power of operads to compose basic building blocks.

As a practical matter, state-of-the-art examples exercise general principles of the paradigm but do not leverage general purpose software to encode the meta-model. It remains to

- (5) Develop and demonstrate reusable middleware to explicitly encode multiple semantic models and maps between them which:
 - (a) Takes inputs from specification packages.

- (b) Serves as a platform to navigate models.

Theoretically, there is the question of integrating the top-down and bottom-up perspectives:

- (6) Develop unified foundations to integrate:
 - (a) Analytic and synthetic styles of operads.
 - (b) Composition with decomposition.

Potential starting points for these theoretical advancements are described in 7.4. Developing understanding of limitations overviewed in 7.3 requires engagement with a range of applications:

- (7) Investigate limits of operads for design:
 - (a) Identify domains or specific aspects of domains lacking minimal data
 - (b) Demonstrate the failure of compositionality for potentially useful semantics
 - (c) Characterize complexity barriers due to integrality even if minimal data is available

Navigation of effective data structures and algorithms. Lastly, there is the question of whether coherent navigation of models can be made practical. This requires explicit control of data across models and fast data structures and algorithms within specific models.

The general-purpose evolutionary algorithms discussed in 6.3 motivate the following advancements to build on iterative approaches demonstrated for SAR:

- (8) Develop reusable libraries that exploit:
 - (a) Substitution of operations and instances to adapt designs.
 - (b) Separation of semantics from syntax.
 and demonstrate across multiple domains.

SAR tasking experience and prototype explorations for distributed logistics illustrate the need to exploit moving *across* models:

- (9) Develop and demonstrate general purpose strategies to exploit separation across models via hierarchical representation of model fidelity. For example:
 - (a) Structure over behavior.
 - (b) Planning over scheduling.
- (10) Quantify the impact of separation of concerns on:
 - (a) Computational complexity.
 - (b) Practical computation time.

For this last point, *isolating* the impact of each way to separate concerns is of particular interest to lay ground work to systematically analyze complex domain problems.

Finally, there is question of demonstrating an end-to-end system to successfully exploit the operadic meta-modeling paradigm. We pose a single domain problem and software framework problem to address this research area.

- (12) Demonstrate systematic, high-level control of iteration, substitution and moving across multiple models to solve a complex domain problem.
- (13) Develop high-level control framework—similar to JavaScript frameworks for UI—or programming language—similar to probabilistic programming—to systematically control iteration, substitution and movement across multiple models.

8. CONCLUSION

Operads provide a powerful meta-language to unite complementary system models within a single framework. They express multiple options for decomposition and hierarchy for complex system designs, both within and across models. Diverse concerns needed to solve the full design problem are coherently separated by functorial semantics, maintaining compositionality of subsystems. Each semantic model can trade-off precision and accuracy to achieve an elegant abstraction, while algorithms exploit the specifics of each model to analyze and synthesize designs.

The basic moves of iteration, substitution and moving across multiple models form a rich framework to explore design space. The trade-off is that the technical infrastructure needed to fully exploit this paradigm is daunting. Recent progress has lowered barriers to specify domain models and streamline tool chains to automatically synthesize designs from basic building blocks. Key parts of relevant theory and its implementation in software have been prototyped for example applications. Further research is needed to integrate advancements in automatic specification

and synthesis with the analytic power of operads to separate concerns. To help focus efforts, we described research directions and proposed some concrete open problems.

Acknowledgements. John Foley and John Dusel were supported by the DARPA Complex Adaptive System Composition and Design Environment (CASCADE) project under Contract No. N66001-16-C-4048. The authors would like to thank John Baez, Tony Falcone, Tom Mifflin, John Paschke-witz, Ben Long and Blake Pollard for helpful discussions.

Official contribution of the National Institute of Standards and Technology; not subject to copyright in the United States. Any commercial equipment, instruments, or materials identified in this paper are used to specify the experimental procedure adequately. Such identification is not intended to imply recommendation or endorsement by the National Institute of Standards and Technology, nor is it intended to imply that the materials or equipment identified are necessarily the best available for the purpose.

REFERENCES

- [1] S. Abramsky and B. Coecke, Categorical quantum mechanics, *Handbook of quantum logic and quantum structures*, 2 (2009), 261–325.
- [2] C. Alexander, *Notes on the Synthesis of Form*, Harvard University Press, Cambridge, MA, (1964)
- [3] J. C. Baez, B. Coya and F. Rebro, Props in network theory, *Theor. Appl. Categ.* **33** 25 (2018), 727–783.
- [4] J. C. Baez and B. Fong, A compositional framework for passive linear networks, *Theor. Appl. Categ.* **33** 38 (2018), 1158–1222.
- [5] J. C. Baez, B. Fong, and B. S. Pollard, A compositional framework for Markov processes, *J. Math. Phys.* **57** 3 (2016), 033301.
- [6] J. C. Baez, J. Foley, J. Moeller and B. Pollard, Network models, *Theor. Appl. Categ.* **35** 20 (2020), 700–744.
- [7] J. C. Baez, J. Foley and J. Moeller, Network models from Petri nets with catalysts, *Compositionality* **1** 4 (2019).
- [8] J. C. Baez and J. Master, Open Petri nets, *Math. Struct. Comp. Sci.* **30** 3 (2020), 314–341.
- [9] G. Bakirtzi, C. Vasilakopoulou, and C. H. Fleming, Compositional cyber-physical systems modeling, *Proceedings of the 2020 Applied Category Theory Conference (ACT 2020)*
- [10] K. Bar, A. Kissinger and J. Vicary, Globular: an online proof assistant for higher-dimensional rewriting, *Log. Methods Comput. Sci.* **14** 1 (2018), 1–16.
- [11] J. Beal, D. Pianini and M. Viroli, Aggregate programming for the internet of things, *Computer* **48** 9 (2015), 22–30.
- [12] R. K. Brayton, G. D. Hachtel, C. McMullen and A. Sangiovanni-Vincentelli, *Logic minimization algorithms for VLSI synthesis*, Vol. 2. Springer Science & Business Media, 1984.
- [13] B. Coya, Circuits, Bond Graphs, and Signal-Flow Diagrams: A Categorical Perspective, PhD thesis, University of California–Riverside, 2018.
- [14] J. C. Baez, D. Weisbart and A. Yassine, Open systems in classical mechanics, *Preprint* (2017). Available as [arXiv:1710.11392](https://arxiv.org/abs/1710.11392).
- [15] A. Boronat, A. Knapps, J. Meseguer and M. Wirsing, What is a multi-modeling language? *International Workshop on Algebraic Development Techniques*, Springer, Berlin, Heidelberg (2008), 71–87.
- [16] S. Breiner, B. Pollard and E. Subrahmanian, Workshop on Applied Category Theory: Bridging Theory and Practice. *Special Publication (NIST SP)* 1249 (2020).
- [17] S. Breiner, B. Pollard, E. Subrahmanian and O. Marie-Rose, Modeling Hierarchical System with Operads, *Proceedings of the 2019 Applied Category Theory Conference*, (2020) 72–83.
- [18] S. Breiner, R. D. Sriram and E. Subrahmanian, Compositional models for complex systems, *Artificial Intelligence for the Internet of Everything*, eds. Academic Press, Cambridge Massachusetts (2019) 241–270.
- [19] K. S. Brown, D. I. Spivak and R. Wisnesky, Categorical data integration for computational science, *Comput. Mater. Sci.* **164** (2019), 127–132.
- [20] S. Busboom, Bat 21: A Case Study, Carlisle Barracks, Pennsylvania: U.S. Army War College, (1990).
- [21] A. Censi, A mathematical theory of co-design, *Preprint* (2015). Available as [arXiv:1512.08055](https://arxiv.org/abs/1512.08055).
- [22] A. Censi, Uncertainty in Monotone Codesign Problems, *IEEE Robotics and Automation Letters* **2** 3 (2017), 1556–1563.
- [23] B. Coecke, M. Sadrzadeh and S. Clark, Mathematical foundations for a compositional distributional model of meaning, *Linguistic Analysis* **36** (2010), 345–384.
- [24] G. de Felice, A. Toumi and B. Coecke, DisCoPy: Monoidal Categories in Python, *Preprint* (2020). Available as [arXiv:2005.02975](https://arxiv.org/abs/2005.02975).
- [25] Z. Diskin and T. Maibaum, Category theory and model-driven engineering: From formal semantics to design patterns and beyond. *Model-Driven Engineering of Information Systems: Principles, Techniques, and Practice* 173 (2014).
- [26] E. Di Lavore, J. Hedges, and P. Sobociński, Games on graphs: a compositional approach, *Preprint* (2020). Available as [arXiv:2006.03493](https://arxiv.org/abs/2006.03493).
- [27] P. Dusko, Monoidal computer I: Basic computability by string diagrams, *Info. Comp.* **226** (2013), 94–116.
- [28] S. Eilenberg and S. Mac Lane, General Theory of Natural Equivalences, *Trans. AMS* **58** (1945), 231–294.

- [29] A. Fagan and R. Duncan, Optimising Clifford Circuits with Quantomatic, *Proceedings 15th International Conference on Quantum Physics and Logic (QPL 2018)*, (2019) 85–105.
- [30] A. Ferrari and A. Sangiovanni-Vincentelli, System design: Traditional concepts and new paradigms, *Proceedings 1999 IEEE International Conference on Computer Design: VLSI in Computers and Processors*, (1999) 2–12.
- [31] J. D. Foley, An example of exploring coordinated SoS behavior with an operad and algebra integrated with a constraint program, CASCADE tech report, 2018.
- [32] B. Fong, The algebra of open and interconnected systems, DPhil thesis, University of Oxford, 2016.
- [33] B. Fong and M. Johnson, Lenses and learners, *Proceedings of the Eighth International Workshop on Bidirectional Transformations (Bx 2019)*, (2019).
- [34] B. Fong and D. I. Spivak, *An invitation to applied category theory: seven sketches in compositionality*, Cambridge University Press, 2019.
- [35] B. Fong and D. I. Spivak, Hypergraph categories, *J. Pure Appl. Algebra* **223** 11 (2019), 4746–4777.
- [36] B. Fong and D. I. Spivak, Supplying bells and whistles in symmetric monoidal categories, *Preprint* (2020). Available as [arXiv:1908.02633](https://arxiv.org/abs/1908.02633).
- [37] B. Fong, D. I. Spivak and R. Tuyéras, Backprop as functor: A compositional perspective on supervised learning, *2019 34th Annual ACM/IEEE Symposium on Logic in Computer Science (LICS)*, 1–13.
- [38] L. R. Ford and D. R. Fulkerson, Maximal flow through a network, *Can. J. of Math.* **8** (1956), 399–404.
- [39] R. Geisberger, P. Sanders, D. Schultes and D. Delling, Contraction hierarchies: Faster and simpler hierarchical routing in road networks, *International Workshop on Experimental and Efficient Algorithms*, Springer, Berlin, Heidelberg (2008), 319–333.
- [40] T. Giesa, R. Jagadeesan, D. I. Spivak and M. J. Buehler, Matriarch: a python library for materials architecture, *ACS biomaterials science & engineering*, **1** 10 (2015), 1009–1015.
- [41] D. R. Ghica, A. Jung and A. Lopez, Diagrammatic Semantics for Digital Circuits, *26th EACSL Annual Conference on Computer Science Logic (CSL 2017)*, Leibniz International Proceedings in Informatics, (2017) **82** 24:1–24:16.
- [42] N. Ghani, C. Kupke, A. Lambert and F. N. Forsberg, Compositional Game Theory with Mixed Strategies: Probabilistic Open Games Using a Distributive Law, *Proceedings of the 2019 Applied Category Theory Conference*, (2020) 95–105.
- [43] N. Ghani, J. Winschel and P. Zahn, Compositional game theory, *Proceedings of the 33rd Annual ACM/IEEE Symposium on Logic in Computer Science*, (2018) 472–481.
- [44] J. Girard, Linear logic, *Theor. Comput. Sci.* **50** 1 (1987), 1–101.
- [45] E. Grefenstette, M. Sadrzadeh, S. Clark, B. Coecke, and S. Pulman, Concrete sentence spaces for compositional distributional models of meaning, *Computing meaning*, Springer, Dordrecht (2018) 71–86.
- [46] J. Guy, 142 Evacuated From Creek Fire by Military Helicopters; Body of Deceased Man Flown to Fresno, *Fresno Bee*, Sept. 8, 2020.
- [47] K. Gürlebeck, D. Hofmann and D. Legatiuk, Categorical approach to modelling and to coupling of models, *Math. Meth. Appl. Sci.* **40** 3 (2017), 523–534.
- [48] J. Hedges and M. Sadrzadeh, A generalised quantifier theory of natural language in categorical compositional distributional semantics with bialgebras, *Math. Struct. Comp. Sci.* **29** 6 (2019), 783–809.
- [49] M. Halter, E. Patterson, A. Baas and J. Fairbanks, Compositional Scientific Computing with Catlab and SemanticModels, *Preprint* (2020). Available as [arXiv:2005.04831](https://arxiv.org/abs/2005.04831).
- [50] P. Johnson-Freyd, J. Aytac, and G. Hulett, Topos Semantics for a Higher-Order Temporal Logic of Actions, *Proceedings of the 2019 Applied Category Theory Conference*, (2020) 161–171.
- [51] A. Kissinger and J. van de Wetering, PyZX: Large Scale Automated Diagrammatic Reasoning, *Proceedings 16th International Conference on Quantum Physics and Logic (QPL 2019)*, (2020) 229–241.
- [52] A. Kissinger and J. van de Wetering, Reducing the number of non-Clifford gates in quantum circuits, *Physical Review A*, **102** 2 (2020) 022406.
- [53] A. Kissinger and V. Zamdzhiev, Reducing the number of non-Clifford gates in quantum circuits, *International Conference on Automated Deduction*, Springer, Cham (2015) 326–336.
- [54] C. S. Khor, B. Chachuat and N. Shah, A superstructure optimization approach for water network synthesis with membrane separation-based regenerators, *Computers & chemical engineering* **42** (2012), 48–63.
- [55] R. Kuwada, J. Guy and D. Cooper, Creek Fire roars toward mountain resort towns, after airlift rescues hundreds trapped by flames, *Fresno Bee*, Sept. 6, 2020.
- [56] M. A. Mabrok and M. J. Ryan, Category theory as a formal mathematical foundation for model-based systems engineering, *Appl. Math. Inf. Sci.* **11** (2017), 43–51.
- [57] S. Mac Lane. *Categories for the Working Mathematician*, 2nd edition, Vol. 5. Springer, (1998)
- [58] M. Markl, S. Shnider and J. D. Stasheff, *Operads in Algebra, Topology and Physics*, AMS, 2002
- [59] J. Master, E. Patterson, and A. Canedo, String Diagrams for Assembly Planning, *DIAGRAMS 2020 11th International Conference on the Theory and Application of Diagrams* (2020)
- [60] J. Meseguer and U. Montanari, Petri nets are monoids, *Inf. Comput.* **88** (1990), 105–155.
- [61] J. Moeller, Noncommutative network models, *Math. Struct. Comp. Sci.* **30** 1 (2020), 14–32.
- [62] S. M. Neuro and J. M. Pinto, J.M, Supply chain optimization of petroleum refinery complexes, *Proceedings of the 4th International Conference on Foundations of Computer-Aided Process Operations*, (2003), 59–72.
- [63] J. S. Nolan, B. S. Pollard, S. Breiner, D. Anand, and E. Subrahmanian, Compositional models for power systems, *Proceedings of the 2019 Applied Category Theory Conference*, (2020) 72–83.
- [64] S. M. Patterson, D. I. Spivak and D. Vagner, Wiring diagrams as normal forms for computing in symmetric monoidal categories, *Proceedings of the 2020 Applied Category Theory Conference (ACT 2020)*

- [65] B. S. Pollard, Open Markov processes: A compositional perspective on non-equilibrium steady states in biology, *Entropy* **18** (2016), 140.
- [66] R. Raman and I. E. Grossmann, Integration of logic and heuristic knowledge in MINLP optimization for process synthesis, *Computers & chemical engineering* **16** 3 (1992), 155–171.
- [67] D. Reutter and J. Vicary, High-level methods for homotopy construction in associative n-categories, *2019 34th Annual ACM/IEEE Symposium on Logic in Computer Science (LICS)*, IEEE (2019), 1–13.
- [68] A. Sangiovanni-Vincentelli, The tides of EDA, *IEEE Design & Test of Computers* **20** 6 (2003), 59–75.
- [69] P. Schultz and D. I. Spivak, *Temporal Type Theory*, Springer International Publishing, 2019.
- [70] H. A. Simon, Rational decision making in business organizations, *Am. Econ. Rev.* **69** 4 (1979), 493–513.
- [71] H. A. Simon, The architecture of complexity, *Facets of systems science*, Springer, (1991), 457–476.
- [72] M. E. Sosa, S. D. Eppinger, and C. M. Rowles, Identifying modular and integrative systems and their impact on design team interactions, *J. Mech. Des.* **125** 2 (2003) 240–252.
- [73] D. I. Spivak, The operad of wiring diagrams: formalizing a graphical language for databases, recursion, and plug-and-play circuits, *Preprint* (2013). Available as [arXiv:1305.0297](https://arxiv.org/abs/1305.0297).
- [74] D. I. Spivak, *Category Theory for the Sciences*, MIT Press, Cambridge Massachusetts, 2014.
- [75] D. I. Spivak, T. Giesa, E. Wood and M. J. Buehler, Category theoretic analysis of hierarchical protein materials and social networks, *PLoS one* **6** 9 (2011).
- [76] D. I. Spivak and R. E. Kent, Ologs: a categorical framework for knowledge representation, *PLoS one* **7** 1 (2012).
- [77] D. I. Spivak and J. Tan, Nesting of dynamical systems and mode dependent networks, *J. Complex Networks* **5** 3 (2017), 389–408
- [78] K. O. Stanley and R. Miikkulainen, Evolving neural networks through augmenting topologies, *Evolutionary Comp.* **10** 2 (2002), 99–127.
- [79] L. D. Stone, J. O. Royset, and A. L. Wasburn. *Optimal Search for Moving Targets*, Vol. 237. Springer, 2016.
- [80] M. E. Szabo, *Algebra of proofs*, Studies in logic and the foundations of mathematics, Vol. 88. North-Holland Publishing Company, 1978.
- [81] D. Vagner, D. I. Spivak, and E. Lerman, Algebras of open dynamical systems on the operad of wiring diagrams, *Theor. Appl. Categ.* **30** 55 (2015), 1793–1822.
- [82] R. Wisnesky S. Breiner, A. Jones, D. I. Spivak and E. Subrahmanian, Using category theory to facilitate multiple manufacturing service database integration, *Journal of Computing and Information Science in Engineering* **17** 2 (2017)
- [83] D. E. Whitney, Physical limits to modularity, (2002)
- [84] D. Yau, *Colored Operads*, American Mathematical Society, Providence, Rhode Island, 2016.
- [85] D. Yau, *Operads of Wiring Diagrams*, Vol. 2192. Springer, 2018.
- [86] H. Yeomans and I. E. Grossmann, A systematic modeling framework of superstructure optimization in process synthesis, *Computers & Chemical Engineering* **23** 6 (1999), 709–731.
- [87] G. Zardini, N. Lanzetti, M. Salazar, A. Censi, E. Frazzoli, and M. Pavone, Towards a co-design framework for future mobility systems, *Annual Meeting of the Transportation Research Board* (2020).

APPENDIX A. FORMAL INTRODUCTION TO OPERADS

Operads provide three ways to separate concerns, as described in the introduction of this paper and shown in Figure 1. Historically, a need for the third level of separation (multiple aligned models) led to the field of mathematics known as category theory [28]. Category theory is not a universal standard but instead a framework to move gracefully between standards [76]; cf. the following observation from the 2018 Workshop on Applied Category Theory: Bridging Theory and Practice [16]:

A related perspective raised at the meeting suggests that category theory is better regarded as a platform than a product line, providing a common space for the interaction of many different types of data, models and programs.

Operad theory is a branch of category theory that manages hierarchical breakdowns of models and is naturally suited to separate syntax from semantics. These features combined with separation across models provide a powerful platform to maintain complex system designs over their life cycle.

In this appendix, we provide a brief formal introduction to the ways operads separate concerns (A.2–A.4) and how these ways translate into means to explore design space (A.5). As a point of comparison, we’ll first describe a cartographic algebra of a geometric operad \mathcal{M} .

A.1. Maps as operations. The fundamental constituent of an operad is an *operation*. The specific operad \mathcal{M} has operations that model subdivision of cartographic maps and algebras that look like atlases describing geographic data.

An operation in \mathcal{M} is a nice¹⁹ decomposition in the plane (or the sphere), such as a country into states or regions:

$$(3) \quad \text{US} = \text{AL} \sqcup \text{AK} \sqcup \dots \sqcup \text{WI} \sqcup \text{WY}.$$

Every operation m has a finite list of *input types* Y_i and a single *output type* X , which can be thought of as *interior* and *exterior* boundaries. We write $\mathbf{f} : \langle Y_i \rangle \rightarrow X$ to indicate the types of an operation. Above, $X = \text{US}$ is the output while $Y_i = \text{AL}, \text{AK} \dots$ are the inputs.

Composing operations in an operad formalizes the systems-of-systems viewpoint by describing how systems nest within one another. In \mathcal{M} , a further decomposition of each region (e.g., states into congressional districts) determines a refined decomposition of the larger system:

$$\left. \begin{array}{l} \text{AL} = \text{AL1} \sqcup \text{AL2} \sqcup \dots \sqcup \text{AL7} \\ \vdots \\ \text{WY} = \text{WY}^{20} \end{array} \right\}, (\text{eq. 3}) \implies \text{US} = \text{AL1} \sqcup \text{AL2} \sqcup \dots \sqcup \text{WI8} \sqcup \text{WY}.$$

An algebra describes some way to layer additional, semantic data on top of the purely syntactic maps in \mathcal{M} . For example, we might represent a *city* c as:

- (1) A location $\text{loc}(c) \in X^\circ$.
- (2) A name $\text{name}(c) \in \text{String}$.
- (3) A population count $\text{pop}(c) \in \mathbb{N}$

More generally, a *city map* over a region X comprises a finite set k together with three functions: $\text{loc} : k \rightarrow X^\circ$, $\text{name} : k \rightarrow \text{String}$ and $\text{pop} : k \rightarrow \mathbb{N}$. The set of all possible city maps over X is

$$\text{CityMap}(X) = \bigcup_k (X^\circ \times \text{String} \times \mathbb{N})^k$$

and each element $a \in \text{CityMap}(X)$ is a particular city map. Given city maps for each region Y_i , we can obviously compose a city map for all of X :

$$\begin{array}{ccc} \text{CityMap}(\mathbf{f}) : \prod_i \text{CityMap}(Y_i) & \longrightarrow & \text{CityMap}(X) \\ \langle C_i \rangle & \longmapsto & C_* = \bigcup_i C_i \end{array}$$

The approach described here can also accommodate more complex cartographic features. For example, rivers could be modeled as continuous curves, with quotients being used to trace rivers across different regions.

The operad \mathcal{M} is somewhat rigid: there is at most one operation $\mathbf{f} : \langle Y_i \rangle \rightarrow X$. In other operads, distinct operations with the same inputs and output correspond to different ways of linking and organizing components or subsystems and algebras define the action for each way.

In addition to the terms and notation, note the distinct levels of abstraction. An operation specifies a single-system breakdown (US state boundaries), while the operad is a language to model different breakdowns (regional decomposition). An algebra defines a class of model-specific data (e.g., cities), but particular data values are only realized by elements of the algebra.

A.2. An operad. Formally, the paradigm of this paper is based on a typed operad, also known as a ‘colored operad’ or ‘symmetric multicategory’ [84]. The operad formalism forces us to treat system designs and task plans in a composable way: partial designs or plans must specify the boundary conditions needed to combine them as distinct, open components.

A typed **operad** \mathcal{O} has:

- A set T of **types**.
- Sets of **operations** $\mathcal{O}(X_1, \dots, X_n; Y)$ where $X_i, Y \in T$ and we write $\mathbf{f} : \langle X_i \rangle \rightarrow Y$ for an operation in $\mathcal{O}(X_1, \dots, X_n; Y)$.
- A specific way to **compose** any operation

$$\mathbf{f} : \langle Y_i \rangle \rightarrow Z$$

¹⁹In practice, regions are closed polygons with disjoint interiors, though this could be generalized substantially.

²⁰The state of Wyoming has only one congressional district, so here we are composing with the identity operation $\text{id} : \text{WY} \rightarrow \text{WY}$.

with operations whose output types match the inputs of f

$$g_i : \langle X_{ij} \rangle \rightarrow Y_i$$

to obtain a composite operation $f \circ (g_1, \dots, g_n) = h : \langle X_{ij} \rangle \rightarrow Z$.

- Ways to permute the arguments of operations.

These data are subject to rules [84] assuring that the iterative nesting of operations is coherent; see 2.1 for a discussion of one such axiom. For readers acquainted with basic category theory [57], these rules are analogous to conditions on composing morphisms or ‘arrows’ in category.

For example, recall the operad \mathcal{M} from A.1. The types of \mathcal{M} are closed polygons in the sphere or plane. Each set $\mathcal{M}(X_1, \dots, X_n; Y)$ contains one or zero operations. A single $f : \langle X_i \rangle \rightarrow Y$ exists precisely when X_i have disjoint interiors and their union is Y . There is one option for $f \circ (g_1, \dots, g_n) = h$ since $h : \langle X_{ij} \rangle \rightarrow Z$ is unique, if it exists and h does exist when needed—e.g.

$$\sqcup_i (\sqcup_j X_{ij}) = \sqcup_i Y_i = Z.$$

A.3. An algebra of an operad. Operad theory is a branch of category theory, which has a standard answer to separate concerns: use a functor. From the onset, operads separate syntax (operad) from semantics (elements in some algebra, representing system instances) by means of a functor. Such a functor is called an algebra in this context.

An **algebra** A of \mathcal{O} specifies a set of instances or elements of each type $X \in T$ such that the operations of \mathcal{O} act on these sets. Thus, $A : \mathcal{O} \rightarrow \mathbf{Set}$ has:

- for each type $X \in T$, a set $A(X)$ of **elements** of type X , and
- ways to **act** by each operation $f : \langle X_i \rangle \rightarrow Y$ on input elements $a_i \in A(X_i)$ to obtain a single output element $A(f)(a_1, \dots, a_n) \in A(Y)$.

For an algebra, required coherence rules [84] are analogous to the definition of a functor between categories [57]. Furthermore, an algebra is equivalent to a morphism from \mathcal{O} to the operad \mathbf{Set} of sets and functions, *i.e.* each operation $f : \langle X_i \rangle \rightarrow Y$ in \mathbf{Set} is a function $f : X_1 \times \dots \times X_n \rightarrow Y$.

For example, recall the algebra $\mathbf{CityMap}$ from A.1. Once the action of $f : \langle X_i \rangle \rightarrow Y$ is defined

$$\begin{aligned} \mathbf{CityMap}(f) : \prod_i \mathbf{CityMap}(Y_i) &\longrightarrow \mathbf{CityMap}(X) \\ \langle C_i \rangle &\longmapsto C_* = \bigcup_i C_i, \end{aligned}$$

it remains to check that for any uniquely determined composite $f \circ (g_1, \dots, g_n) = h$

$$\mathbf{CityMap}(f) \circ (\mathbf{CityMap}(g_1), \dots, \mathbf{CityMap}(g_n)) = \mathbf{CityMap}(h);$$

and each $\iota_X : X \rightarrow X$ acts as the identity function.

A.4. A homomorphism of algebras. Functors provide a principled basis to factor a problem across distinct yet precisely linked representations. Since an operad algebra already separates syntax and semantics which together model a system composition, we need a ‘functor between functors’, like the two dimensional cell in Eq. 1. Again category theory has a standard answer for this, a natural transformation, and it was this level of sophistication that category theory was developed to gracefully manage [28]. In this context, such a natural transformation is called an algebra homomorphism.

An **algebra homomorphism** from one algebra A_1 of \mathcal{O} to another A_2 , written as $\mathbf{hom} : A_1 \Rightarrow A_2$, specifies how to align each set of elements for A_1 with the corresponding set of elements for A_2 . For each $X \in \mathcal{O}$ there is a function $\mathbf{mor}(X) : A_1(X) \rightarrow A_2(X)$ called the **component** of \mathbf{mor} at X . Thus, each system model instance $a_1 \in A_1(X)$ is mapped to another system model instance

$$A_1 \ni a_1 \longmapsto \mathbf{mor}(X)(a_1) \in A_2(X).$$

Coherence rules [84] guarantee that these components are compatible with the two operad actions and are directly analogous to the definition of a natural transformation between functors [57].

Algebra homomorphisms come in many shapes and sizes, but one of the simplest kinds forgets semantic data. For example, the algebra $\mathbf{CityMap}$ from A.1 contains data for the locations, name and population of cities. By forgetting population data, a simpler algebra is obtained. Formally, the function mapping a finite set k together with three functions

$$(\mathbf{loc} : k \rightarrow X^\circ, \mathbf{name} : k \rightarrow \mathbf{String}, \mathbf{pop} : k \rightarrow \mathbb{N})$$

to this same \mathbf{k} together with the first two functions

$$(\text{loc}: \mathbf{k} \rightarrow X^\circ, \text{name}: \mathbf{k} \rightarrow \mathbf{String})$$

define the component at X for this forgetful algebra homomorphism.

More generally, one can change the operad as well as the algebra. Given a morphism $m: \mathcal{O}_1 \rightarrow \mathcal{O}_2$ to align two operads, an algebra A_1 of \mathcal{O}_1 is aligned an algebra A_2 of \mathcal{O}_2 by defining an algebra homomorphism from A_1 to $A_2 \circ m$, which are both algebras of \mathcal{O}_1 . Diagrammatically,

$$(4) \quad \begin{array}{ccc} \mathcal{O}_1 & \begin{array}{c} \nearrow A_1 \\ \Downarrow \\ \searrow A_2 \end{array} & \mathbf{Set}. \\ \downarrow m & & \\ \mathcal{O}_2 & & \end{array}$$

the double arrow denotes such an algebra homomorphism.

A.5. Exploring operad actions. An operad acting on an algebra defines a search space of design instances, *i.e.* elements $a_i \in A(X_i)$ with types suitable for the problem at hand. Since input elements and an operation determine a unique output element, these pairs define the decision space.

The basic moves of iteration, substitution and moving across multiple semantic models provide a rich framework to explore design space. From the bottom up, synthetic perspective, composition iterates from: (1) atomic elements that define possible starting ingredients—e.g. a library of design components; or (2) a boundary condition—e.g. a configuration of agents to task. When primitive, generating operations are defined, iteration can proceed step-by-step by acting via generators; see, e.g., 6.2. From the top down, analytic perspective, composite designs are adapted by local modifications that substitute components (or small groups) of components to modify functionality. When multiple system models are linked by algebra homomorphisms, replacing an element of one model with a corresponding element of another explores *across* operad actions.