

# Tree boosting for learning probability measures

Naoki Awaya and Li Ma

*Department of Statistical Science*

*Duke University, Durham, NC 27708, USA*

December 23, 2024

## Abstract

Learning probability measures based on an i.i.d. sample is a fundamental inference task, but is challenging when the sample space is high-dimensional. Inspired by the success of tree boosting in high-dimensional classification and regression, we propose a tree boosting method for learning high-dimensional probability distributions. We formulate concepts of “addition” and “residuals” on probability distributions in terms of compositions of a new, more general notion of multivariate cumulative distribution functions (CDFs) than classical CDFs. This then gives rise to a simple boosting algorithm based on forward-stagewise (FS) fitting of an additive ensemble of measures, which sequentially minimizes the entropy loss. The output of the FS algorithm allows analytic computation of the probability density function for the fitted distribution. It also provides an exact simulator for drawing independent Monte Carlo samples from the fitted measure. Typical considerations in applying boosting—namely choosing the number of trees, setting the appropriate level of shrinkage/regularization in the weak learner, and the evaluation of variable importance—can all be accomplished in an analogous fashion to traditional boosting in supervised learning. Numerical experiments confirm that boosting can substantially improve the fit to multivariate distributions compared to the state-of-the-art single-tree learner and is computationally efficient. We illustrate through an application to a data set from mass cytometry how the simulator can be used to investigate various aspects of the underlying distribution.

# 1 Introduction

Learning a probability distribution based on an i.i.d. sample of observations is a fundamental inference task with a variety of applications. However, when the sample space involves more than a few dimensions, learning the measure through, for example, density estimation is very challenging due to the so-called curse of dimensionality (Hastie et al., 2009). Few observations are close to each other in such spaces and so traditional local density smoothers do not produce satisfactory estimates. Similar challenges also arise for other approaches such as Bayesian nonparametric models.

In other contexts of statistical learning such as classification and regression, boosting is acknowledged as one of the most powerful learning algorithms for high-dimensional problems, largely due to its ability to overcome the curse of dimensionality and achieve a desirable balance in bias-variance trade-off. Boosting fits an additive ensemble of weak learners, often in the form of regression or classification trees, in a sequential or iterative manner to the current residuals of the original observations through either optimization (Hastie et al., 2009) or Bayesian sampling (Chipman et al., 2010). The success of boosting in nonparametric regression and classification problems suggests that a similar strategy might also prevail in learning the structures of high-dimensional probability measures based on a sample of i.i.d. observations.

Adapting boosting to learning high-dimensional distributions, however, requires the formulation of two indispensable concepts—(i) the *addition* of probability measures and (ii) the *residual* of an observation after “subtracting” a probability measure from it. While a natural idea to define addition on probability measures might be to embed them as elements in a space where the operation of addition is available, we are not aware of any such embedding that renders a conceptually and computationally simple notion of “residualization”—that is, subtracting a probability measure—from i.i.d. observations.

Therefore we introduce a new notion of “adding” probability measures that allows simple residualization of an i.i.d. sample. We start from the case of univariate distributions, for which the addition of two measures can be defined simply in terms of the composition of their cumulative distribution functions (CDFs). Accordingly, the residual of an observation is simply the application of the corresponding CDF transform to that observation. In generalizing this notion of addition to multivariate distributions on  $\mathbb{R}^d$  with  $d > 1$ , however, the classical notion of the CDF, which maps  $\mathbb{R}^d$  to the interval  $[0, 1]$  is insufficient, as easily seen by the fact that one can neither define a composition of two such CDFs nor define residuals that still lie in  $\mathbb{R}^d$ . Interestingly, we show that a proper notion of the CDF for multivariate distributions, which maps  $\mathbb{R}^d$  to  $\mathbb{R}^d$ , does exist and it naturally generalizes our addition rule and residuals to multivariate distributions.

Based on these new notions of addition and residuals, we introduce a forward-stagewise (FS) boosting algorithm for learning probability measures. As in classical boosting, our algorithm in each step (i) computes the current residuals by subtracting the fitted measure at the current step from the observations and (ii) fits a tree-based weak learner on the residuals and adding the estimated distribution to the current fit. The output of the algorithm enables the user to analytically compute

the density function of the fitted distribution and it provides an exact Monte Carlo simulator for drawing independent samples from the fitted distribution.

Interestingly, just as classical supervised boosting algorithms can often be formulated as an iterative strategy for minimizing various loss functions (Friedman et al., 2000), we show that under a particular class of tree-based weak learners, our FS algorithm corresponds exactly to an iterative strategy for sequentially minimizing the entropy loss, which at the population level is the Kullback-Leibler divergence between the model and the unknown true measure and at the finite-sample level corresponds to the (negative) average log-density or the log-likelihood. In all of our numerical examples, we implement our boosting algorithm using a weaker learner within this class, which is recently introduced in Awaya and Ma (2020) as a generalization to a single-tree density model called the Pólya tree process (Ferguson, 1973; Lavine, 1992).

Our proposed boosting algorithm inherits the tuning strategies of classical boosting. In particular, we show that the performance of the algorithm can be adjusted by specifying the number of trees, the complexity of the trees, and the amount of shrinkage/regularization. Popular devices for summarizing the importance of different variables also finds a natural counterpart in the current context.

Our boosting algorithm also produces a very useful inference device that seems to be unique for the problem of learning an unknown probability measure and it allows the algorithm to be used beyond the context of density estimation. Namely, the exact simulator for the fitted measure that our algorithm provides is a very useful tool for exploring high-dimensional distributions in practice. In such problems, summaries of the underlying distribution might not be analytically computable even given the exact density function. Yet if one can draw as many independent samples from the fitted measure as one wish then one can estimate such summaries by Monte Carlo. We will demonstrate this use and validate its behavior in the context of a mass-cytometry dataset.

## 2 Method

### 2.1 CDF-based addition and residualization for univariate distributions

We start by defining notions of addition and residuals in the one-dimensional setting before generalizing them to multivariate distributions. Without loss of generality, let  $(0, 1]$  represent the one-dimensional sample space. Let  $\{x_i\}_{i=1}^n$  be an i.i.d. sample generated from  $F$ , an unknown distribution of interest.

In order to learn the unknown distribution as the “sum” of probability measures  $G_1, \dots, G_k$ , we consider an addition rule based on compositions of their cumulative distribution functions (CDFs). Specifically, let  $\mathbf{G}_1, \dots, \mathbf{G}_k$  be the corresponding CDFs. We define the sum of  $G_1, \dots, G_k$ , denoted by  $F_k = G_1 \oplus \dots \oplus G_k$ , to be the distribution whose CDF is

$$\mathbf{F}_k = \mathbf{G}_k \circ \dots \circ \mathbf{G}_1$$

where  $\circ$  represents function composition. Note that in defining this addition rule, we do not aim

	Boosting for regression	Boosting for probability measures
Addition	$h_1 + \cdots + h_k$	$G_1 \oplus \cdots \oplus G_k$
Residual	$y - \sum_{l=1}^{k-1} h_l(x)$	$\mathbf{G}_{k-1} \circ \cdots \circ \mathbf{G}_1(x)$
Zero	0	Uniform distribution on $(0, 1]^d$

Table 1: Key concepts in boosting

to preserve all of the properties such as commutativity. Instead, it is motivated by the following property that will be particularly important in forming the notion of residuals.

**Proposition 2.1.** *If  $G_1, \dots, G_k$  have full support on  $(0, 1]$ , (i.e., when the CDFs  $\mathbf{G}_1, \dots, \mathbf{G}_k$  are strictly increasing,) then*

$$X \sim G_1 \oplus \cdots \oplus G_k \quad \Leftrightarrow \quad \mathbf{G}_{k-1} \circ \cdots \circ \mathbf{G}_1(X) \sim G_k.$$

This property follows easily from the definition of the CDF, and it leads to a natural notion of “subtracting” a probability measure from a collection of observations. Specifically, “subtracting” a measure  $G$  from an observation  $x$  boils down to simply applying its CDF transform to the observation:  $r = \mathbf{G}(x)$ . Proposition 2.1 then implies that such residualization can be applied sequentially just as in usual subtraction in a Euclidean space. That is, if  $r^{(k)}$  is the residual of  $x$  after subtracting  $G_1 \oplus \cdots \oplus G_k$ . Then  $r^{(0)} = x$ , and for  $k \geq 1$

$$r^{(k)} = \mathbf{G}_k(r^{(k-1)}) = \cdots = \mathbf{G}_k \circ \mathbf{G}_{k-1} \circ \cdots \circ \mathbf{G}_1(x). \quad (1)$$

The “additivity” induced by the composition of the CDFs is perhaps most clearly demonstrated on the log-likelihood scale. Specifically, suppose  $g_i = dG_i/d\mu$  is the pdf for all  $i = 1, 2, \dots, k$  with respect to Lebesgue measure  $\mu$ . Then the density of  $f_k = dF_k/d\mu$  satisfies

$$f_k(x) = \prod_{i=1}^k g_i(r^{(i-1)}) \quad \text{or} \quad \log f_k(x) = \sum_{i=1}^k \log g_i(r^{(i-1)}).$$

It is a well-known fact that if  $X \sim G$ , then  $\mathbf{G}(X) \sim \text{Unif}(0, 1]$ . Thus when the observations  $\{x_i\}_{i=1}^n$  follow a distribution similar to  $G$ , the distribution of the residuals from subtracting  $G$ ,  $\{\mathbf{G}(x_i)\}_{i=1}^n$ , is close to the uniform distribution. Because the CDF of  $\text{Unif}(0, 1]$  is the identity map, the corresponding residual after subtracting the standard uniform from an observation  $x$  remains  $x$ . As such, the uniform distribution corresponds to a notion of “zero”.

Table 1 compares the corresponding notions of addition, residuals, and zero in boosting for regression and for learning probability measures. With these new notions of addition and residuals, we are ready to introduce a boosting algorithm for one-dimensional distributions. However, the more interesting application involves multivariate (in fact high-dimensional) distributions. As such, we first generalize these notions to multivariate cases, and then introduce a multivariate version of our boosting algorithm that contains the (less interesting) univariate scenario as a special case.

## 2.2 Generalization to multivariate distributions

The above notions of addition and residuals do not find direct counterparts for multivariate measures if one uses the traditional definition of CDFs for multivariate distributions. In particular, because the traditional CDF is a mapping from  $(0, 1]^d$  to  $(0, 1]$  instead of  $(0, 1]^d$ , we can neither take the composition of the CDFs nor compute the residuals, which should remain in the space of  $(0, 1]^d$ .

Interestingly, there exists a new notion of multivariate CDFs that generalizes the one-dimensional CDF while maintaining those critical properties. In particular, a multivariate CDF  $\mathbf{G}$  for a measure  $G$  should satisfy the following minimal requirements:

(C1)  $\mathbf{G}$  is a mapping from  $(0, 1]^d$  to  $(0, 1]^d$ .

(C2) If  $X \sim G$ , then  $\mathbf{G}(X) \sim \text{Unif}((0, 1]^d)$ .

(C3)  $G$  is uniquely determined by  $\mathbf{G}$ .

The first and second conditions are necessary for defining the notions of addition and residuals. The third condition is required for identifying a measure based on  $\mathbf{G}$ .

There are many choices of the mapping  $\mathbf{G}$  that satisfy these requirements. In fact, as we will show in the following, one can find a mapping  $\mathbf{G}$  that satisfies the three conditions given any dyadic recursive partition tree with axis-aligned partition lines (defined later) on the sample space. While for general measure  $G$  the tree needs to have infinite depth and generate the Borel  $\sigma$ -algebra, in the context of boosting, we only need to consider (the sum of) probability measures with piecewise constant densities on the leaves of finite partition trees. For such measures the mapping  $\mathbf{G}$  can be defined based on partition trees of finite depths. Moreover, as we shall see, the partition trees needed in carrying out boosting are exactly those produced by tree-based weaker learners.

### 2.2.1 Characterizing probability measures on a recursive dyadic partition tree

A recursive dyadic partition of depth  $R$  is a sequence of nested dyadic partitions  $\mathcal{A}^1, \mathcal{A}^2, \dots, \mathcal{A}^R$  on the sample space  $\Omega$ . The first partition  $\mathcal{A}^1$  only includes  $\Omega$ , and for  $k = 2, \dots, R$ , the partition  $\mathcal{A}^k$  consists of all the sets generated by dividing each  $A \in \mathcal{A}^{k-1}$  into two children  $A_l$  and  $A_r$ , where  $A_l \cup A_r = A$  and  $A_l \cap A_r = \emptyset$ . (Throughout, we use subscripts  $l$  and  $r$  to indicate left and right children respectively.) We can denote the recursive partition using a tree  $T = \cup_{k=1}^R \mathcal{A}^k$ . As such, we refer to the sets in the partitions as “nodes”. We call the nodes in  $\mathcal{A}^R$  the “terminal” nodes or “leaves” of  $T$  and occasionally denote it by  $\mathcal{L}(T)$ ; the nodes in other levels are the “non-leaf” nodes or “interior” nodes, which we denote by  $\mathcal{N}(T) = T \setminus \mathcal{A}^R$ .

We consider partition trees with only axis-aligned partition lines. In other words, a node  $A \in T$  is of the following rectangular form:

$$A = (a_1, b_1] \times \dots \times (a_d, b_d]. \quad (2)$$



Note that the conditional measures and the input and output of  $\mathbf{G}_A$  have the following relationship:

$$\begin{aligned} G(A_l|A) > \mu(A_l|A) &\Leftrightarrow G(A_r|A) < \mu(A_r|A) \Leftrightarrow \mathbf{G}_A(x) > x, \\ G(A_l|A) < \mu(A_l|A) &\Leftrightarrow G(A_r|A) > \mu(A_r|A) \Leftrightarrow \mathbf{G}_A(x) < x, \\ G(A_l|A) = \mu(A_l|A) &\Leftrightarrow G(A_r|A) = \mu(A_r|A) \Leftrightarrow \mathbf{G}_A(x) = x. \end{aligned}$$

Figure 1 visualizes how  $\mathbf{G}$  “slides” an input point  $x$  in each level. The amount of sliding on  $A$  is proportional to the probability mass differential between the two children of  $A$  in  $G$  relative to  $\mu$ .

If we think of applying the CDF transform as “subtracting” the information contained in a probability measure from an observation, Eq. (4) indicates that such subtraction can be done through a sequence of “local” moves, each subtracting a piece of the information regarding the measure from the observation. This perspective leads to a generalization of the CDF transform for the multivariate case as we describe below.

For a point  $x = (x_1, \dots, x_d) \in \Omega = [0, 1]^d$ , again let  $T$  be a recursive dyadic partition tree of depth  $R$  on the sample space  $\Omega$ , and  $\{A_k\}_{k=1}^R$  the sequence of nodes in  $T$  that contains  $x$  as before. Then we define a mapping  $\mathbf{G} : (0, 1]^d \rightarrow (0, 1]^d$  in terms of a sequence of fine-to-coarse local moves along that branch in  $T$ . Specifically, for a node  $A \in \mathcal{N}(T)$  as in Eq. (2) with children  $A_l$  and  $A_r$  attained from dividing  $A$  in the  $j^*$ th dimension as described in Eq. (3), we define a local move mapping  $\mathbf{G}_A : A \rightarrow A$  such that for any  $x \in A$ ,  $\mathbf{G}_A(x) = (\mathbf{G}_{A,1}(x), \dots, \mathbf{G}_{A,d}(x))$  where  $\mathbf{G}_{A,j}(x) = x$  for all  $j \neq j^*$ , and

$$\frac{\mathbf{G}_{A,j^*}(x) - a_{j^*}}{x_{j^*} - a_{j^*}} = \frac{G(A_l|A)}{\mu(A_l|A)} \quad \text{for } x \in A_l \quad \text{and} \quad \frac{b_{j^*} - \mathbf{G}_{A,j^*}(x)}{b_{j^*} - x_{j^*}} = \frac{G(A_r|A)}{\mu(A_r|A)} \quad \text{for } x \in A_r.$$

As illustrated in Figure 2, similar to the one-dimensional case, the local move mapping “slides”  $x$  in the direction of the child node with less probability mass relative to the uniform measure, except that now in the multivariate setting there are a total of  $d$  available directions.

As before, we now define a mapping  $\mathbf{G} : (0, 1]^d \rightarrow (0, 1]^d$  called a “tree-CDF” as the composition of these local move functions. That is,

$$\mathbf{G}(x) = \mathbf{G}_{A_1} \circ \dots \circ \mathbf{G}_{A_{R-1}}(x).$$

$\mathbf{G}$  is injective from  $(0, 1]^d$  to  $(0, 1]^d$  for any  $G$  with full support on  $(0, 1]^d$ . Additionally, because  $\mathbf{G}_A$  is surjective for every  $A$ ,  $\mathbf{G}$  is also surjective. We can also show that  $\mathbf{G}$  is measurable. Hence we have the following proposition, which is essential to defining a summation of multiple measures and derive its theoretical properties.

**Proposition 2.2.** *The tree-CDF mapping  $\mathbf{G} : (0, 1]^d \mapsto (0, 1]^d$  is bijective and measurable for any  $G \in \mathcal{P}_T$ .*

The full support of the measures in  $\mathcal{P}_T$  is important to guarantee the bijectivity of the corresponding tree-CDFs. If, for example,  $G(A) = 0$  for some node  $A \in T$ , the local move mapping  $\mathbf{G}_A$  and thus the whole tree-CDF  $\mathbf{G}$  are no longer injective.

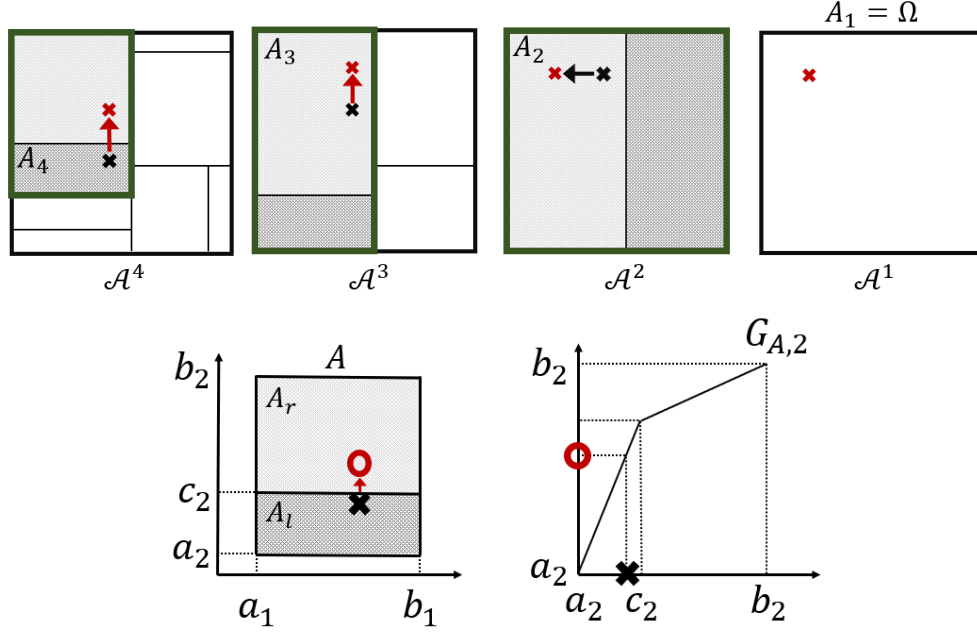


Figure 2: First row: Visualization of the local move functions in each level under  $R = 3$ . The nodes with the darker color have higher conditional probabilities. Second row: An example of  $\mathbf{G}_A$  with  $j^* = 2$ . The input and the output of  $\mathbf{G}_A$  are indicated by  $\times$  and  $\circ$ , respectively.

The next two theorems show that  $\mathbf{G}$  satisfies Conditions (C2) and (C3). That is, applying the  $\mathbf{G}$  mapping to an observation effectively “subtracts” the information in  $G$  from that observation, and that  $\mathbf{G}$  uniquely determines  $G$ .

**Theorem 2.1.** *If  $X \sim G \in \mathcal{P}_T$ , then  $\mathbf{G}(X) \sim \text{Unif}((0, 1]^d)$ . Conversely, if  $U \sim \text{Unif}((0, 1]^d)$ , then  $\mathbf{G}^{-1}(U) \sim G$ .*

Theorem 2.1 also provides a practical strategy for generating samples from  $G$  that generalizes the classical inverse-CDF sampling, which we will use later to build an exact Monte Carlo simulator from the fitted probability measure.

**Theorem 2.2.** *A measure  $G \in \mathcal{P}_T$  for some partition tree  $T$  can be determined by the tree-CDF mapping  $\mathbf{G}$  as follows*

$$G(B) = \mu(\{\mathbf{G}(x) : x \in B\}) \quad \text{for all } B \in \mathcal{B}(\Omega).$$

Theorem 2.2 implies that while the mapping  $\mathbf{G}$  for  $G$  is not unique but tree-specific,  $\mathbf{G}$  uniquely determines  $G$ , regardless of the tree from which  $\mathbf{G}$  is defined.

### 2.2.2 Addition and residuals for multivariate distributions

From the properties we have obtained, we are now ready to define addition for multivariate distributions. Let  $G_1, \dots, G_k$  be a collection of probability measures such that  $G_l \in \mathcal{P}_{T_l}$  for  $l = 1, 2, \dots, k$ ,



and let  $\mathbf{G}_1, \dots, \mathbf{G}_k$  be the corresponding tree-CDFs. As a generalization to the univariate case, next we define a summation of the measures by composing their tree-CDFs. But first we need to show that such a composition indeed pins down a unique probability measure.

**Lemma 2.1.** *For  $G_l \in \mathcal{P}_{T_l}$  ( $l = 1, 2, \dots, k$ ), the mapping  $F_k : \mathcal{B}(\Omega) \mapsto (0, 1]$  defined as*

$$F_k(B) = \mu(\{\mathbf{G}_k \circ \dots \circ \mathbf{G}_1(x) : x \in B\}) \quad \text{for } B \in \mathcal{B}(\Omega). \quad (5)$$

*is a probability measure.*

Then, we can define the sum of  $k$  measures,  $G_1 \oplus \dots \oplus G_k$ , to be the measure  $F_k$  given in Eq. (5). This definition of addition contains the one-dimensional case presented earlier as a special case. We note that the addition implicitly involves the tree structures  $T_1, \dots, T_k$ . This dependency on the trees, however, is suppressed in the “ $\oplus$ ” notation for simplicity without causing confusion.

Next we turn to the notion of residuals. We first generalize Proposition 2.1 from the univariate case to multivariate distributions.

**Proposition 2.3.** *Let  $G_1, \dots, G_k$  be a collection of probability measures such that  $G_l \in \mathcal{P}_{T_l}$  for  $l = 1, 2, \dots, k$ . Then*

$$X \sim G_1 \oplus \dots \oplus G_k \quad \Leftrightarrow \quad \mathbf{G}_{k-1} \circ \dots \circ \mathbf{G}_1(X) \sim G_k.$$

Just as in the univariate case, this proposition implies that we can define the residual of an observation  $x$  after subtracting  $G_1 \oplus \dots \oplus G_{k-1}$  as  $\mathbf{G}_{k-1} \circ \dots \circ \mathbf{G}_1(x)$ , and the residual contains the information that allow us to fit the next summand  $G_k$ . Moreover, the sequential update of the residuals given in Eq. (1) remains valid. The only difference is that now the residualization in each step depends on an implicit partition tree structure, encapsulated in the tree-CDF mapping.

### 2.3 A forward-stagewise (FS) algorithm for boosting

Equipped with the new notions of addition and residuals, we are ready to design a boosting algorithm based on forward-stagewise (FS) fitting. Suppose we have an i.i.d. sample  $x_1, \dots, x_n$  from an unknown distribution  $F$ , which we model as an additive ensemble of  $K$  probability measures

$$F = G_1 \oplus \dots \oplus G_K \quad (6)$$

where each  $G_k$  is modeled as a member in  $\mathcal{P}_{T_k}$  for some (unknown)  $T_k$ . We introduce an FS algorithm in which we compute the residuals step-by-step and at the  $k$ th step, fit  $G_k$  to the current residuals. The fit at the  $k$ th step produces an estimate for  $G_k$  along with a partition tree  $T_k$ , which is used to define the tree-CDF in the next step for computing the new residuals.

---

**Initialization**

Set  $\mathbf{r}^{(0)} = (x_1, \dots, x_n)$  and set  $G_0 = \mu$ , the uniform distribution.

**Forward-stagewise fitting**

Repeat the following steps for  $k = 1, \dots, K$ :

1. Update the residuals  $\mathbf{r}^{(k)} = (r_1^{(k)}, \dots, r_n^{(k)})$ , where  $r_i^{(k)} = \mathbf{G}_k(r_i^{(k-1)})$ .
  2. Fit a weak learner that produces a pair of outputs  $(\mathbf{G}_k, T_k)$  to the residualized observations  $\mathbf{r}^{(k)}$ , where  $T_k$  is an inferred partition tree and  $\mathbf{G}_k$  is the tree-CDF for a measure  $G_k \in \mathcal{P}_{T_k}$ .
- 

The output of the FS algorithm in terms of the collection of pairs  $(\mathbf{G}_k, T_k)$  for  $k = 1, 2, \dots, K$  contains all of the information from the data regarding the underlying distribution. (In fact the  $\mathbf{G}_k$ 's alone contain all the relevant information, but the  $T_k$ 's are indispensable for effectively representing and storing the  $\mathbf{G}_k$ 's.) Next we show how such information can be extracted. In particular, we show (i) how to compute the density function of the fitted measure  $F$  at any point in the sample space analytically, and (ii) how to draw Monte Carlo samples from the measure  $F$ .

*Evaluating the density function of  $F$ .* Density estimation is a common objective in learning multivariate distributions. The next proposition generalizes the additive decomposition of the log-likelihood for the univariate case and provides a recipe for evaluating the density for the fitted measure  $F$  analytically based on the output of the FS algorithm.

**Proposition 2.4.** *For any  $z \in (0, 1]^d$ , the density  $f = dF/d\mu$  for  $F$  of the additive form in Eq. (6) is given by*

$$f(z) = \prod_{k=1}^K g_k(r^{(k-1)}(z)) \quad \text{or} \quad \log f(z) = \sum_{k=1}^K \log g_k(r^{(k-1)}(z)).$$

where  $g_k = dG_k/d\mu$  is the density of  $G_k$ ,  $r^{(k-1)}(z) = \mathbf{G}_{k-1} \circ \dots \circ \mathbf{G}_1(z)$ , is the residual for  $z$  after subtracting  $G_1 \oplus \dots \oplus G_{k-1}$ , and in particular  $r^{(0)}(z) = z$ . In other words, the density  $f(z)$  is exactly the product of the fitted density of each weak learner evaluated at the corresponding sequence of residuals for  $z$ .

*An exact Monte Carlo simulator for  $F$ .* The structure of a high-dimensional distribution can often be understood through evaluating various lower-dimensional summaries. However, such summaries are often not available analytically. One can use Monte Carlo to estimate them if one can simulate from the distribution of interest. Thus the availability of a Monte Carlo sampler for the fitted distribution  $F$  is very useful in practice.

It turns out that one can use the classical idea of inverse-CDF sampling to draw exact Monte Carlo samples from  $F$  as a result of Theorem 2.1. Specifically, we can simulate from  $F$  by generating  $U \sim \text{Unif}((0, 1]^d)$  and then compute the following transform

$$\mathbf{F}^{-1}(U) := \mathbf{G}_1^{-1} \circ \dots \circ \mathbf{G}_K^{-1}(U)$$

where  $\mathbf{G}_k^{-1}$  is the corresponding inverse for the tree-CDF  $\mathbf{G}_k$  for  $k = 1, 2, \dots, K$ . To implement the sampler, we next obtain the analytic form of the inverse of a tree-CDF.

Recall that in Section 2.2.1 we showed that a tree-CDF  $\mathbf{G}$  for a measure  $G \in \mathcal{P}_T$  can be expressed as the composition of a sequence of local move mappings  $\mathbf{G}_A : A \rightarrow A$  along each subbranch of  $T$ . The inverse of the local move mapping  $\mathbf{G}_A$  can be expressed as  $\mathbf{G}_A^{-1}(y) = (\mathbf{G}_{A,1}^{-1}(y), \dots, \mathbf{G}_{A,d}^{-1}(y))$  for any  $y = (y_1, \dots, y_d) \in A$ , where

$$\mathbf{G}_{A,j}^{-1}(y_j) = \begin{cases} y_j & (j \neq j^*), \\ \mathbf{G}_{A,j}'^{-1}\left(\frac{y_j - a_j}{b_j - a_j}\right) & (j = j^*), \end{cases}$$

and

$$\mathbf{G}_{A,j}'^{-1}(z_j) = \begin{cases} a_j + \frac{c_j - a_j}{G(A_l | A)} z_j & \text{if } y_j \leq a_j + G(A_l | A)(b_j - a_j), \\ c_j + \frac{b_j - c_j}{G(A_r | A)} \{z_j - G(A_l | A)\} & \text{if } y_j > a_j + G(A_l | A)(b_j - a_j). \end{cases}$$

With the inverse local move function  $\mathbf{G}_A^{-1}$  available for all  $A \in \mathcal{N}(T)$ , we can obtain the explicit form for the inverse tree-CDF  $\mathbf{G}^{-1}$  as

$$\mathbf{G}^{-1}(y) = \mathbf{G}^{(R-1)} \circ \dots \circ \mathbf{G}^{(1)}(y),$$

where for  $k = 1, \dots, R - 1$ ,

$$\mathbf{G}^{(k)}(y) = \sum_{A \in \mathcal{A}^k} \mathbf{G}_A^{-1}(y) \mathbf{1}_A(y).$$

*Choice of a weak learner.* Our boosting algorithm can be applied in conjunction with different weaker learners for fitting each  $G_k$ . The minimal requirement for the weak learner is that it should produce an estimate for each  $G_k \in \mathcal{P}_{T_k}$  along with a tree  $T_k$ . Beyond the minimal requirement, it is also desirable to choose a learner for which one can adjust the level of shrinkage/regularization (i.e., the bias-variance trade-off) easily, because it is well-known that the amount of shrinkage is an important tuning parameter for the effectiveness of boosting in classification and regression settings.

Through the rest of the paper, we adopt a learner based on the so-called Pólya tree (PT) process (Ferguson, 1973; Lavine, 1992), which is a Bayesian nonparametric model for probability measures. While the standard Pólya tree model is specified on a fixed partition tree  $T$ , recent developments in Wong and Ma (2010) and Awaya and Ma (2020) introduce strategies for learning a flexible dyadic partition tree in multivariate settings. In particular, the approach by Awaya and Ma (2020) is scalable to high-dimensional distributions, and its computational cost is shown to be approximately linear to the dimensionality, so we use it as our weak learner.

## 2.4 Sequential minimization of the entropy loss

Next we show that under a particular class of weaker learners (to which our PT-based weaker learner belongs), our boosting algorithm can be interpreted as fitting the additive model in Eq. (6) by sequentially minimizing the entropy loss.

### 2.4.1 Fitting an additive model by minimizing the entropy loss

We first describe the minimization of the entropy loss at the population level. Let  $F^*$  be the true sampling distribution for the observations and  $f^* = dF^*/d\mu$  its density function. Again, let  $F = G_1 \oplus \dots \oplus G_K$  be the additive model for the distribution and  $f = dF/d\mu$  its density. We consider the entropy loss, i.e., the Kullback-Leibler divergence between  $F^*$  and  $F$

$$L(F^*, F) = \text{KL}(F^*||F) = \int \log \frac{f^*}{f} dF^*. \quad (7)$$

The next lemma states that the entropy loss in Eq. (7) can be decomposed into  $K$  components (ignoring a constant) each of which only depends on  $G_k$ .

**Lemma 2.2.** *The entropy loss  $L(F^*, F)$  can be written as*

$$\text{KL}(F^*||F) = \int \log f^* dF^* - \sum_{k=1}^K \{\text{KL}(\tilde{F}_k||\mu) - \text{KL}(\tilde{F}_k||G_k)\}. \quad (8)$$

where  $\tilde{F}_k$  is the true distribution of the residualized observation after subtracting  $G_1, G_2, \dots, G_{k-1}$ . That is,  $\tilde{F}_k$  is the true distribution of  $\mathbf{G}_{k-1} \circ \dots \circ \mathbf{G}_1(X)$ .

Remark: Note that because  $X \sim F^*$ , we have  $\tilde{F}_1 = F^*$ , and  $\tilde{F}_k$  for  $k = 2, \dots, K$  is given by

$$\tilde{F}_k(B) = F^*(\mathbf{G}_1^{-1} \circ \dots \circ \mathbf{G}_{k-1}^{-1}(B)) \quad \text{for all } B \in \mathcal{B}((0, 1]^d).$$

The first term on the right-hand side of Eq. (8) is a constant. The summand in the second term is positive as long as the measure  $G_k$  is closer to  $\tilde{F}_k$  than the uniform measure  $\mu$  in terms of KL divergence. Hence, unless  $\tilde{F}_k = \mu$ , the entropy loss could be reduced by adding an additional measure  $G_k$  that is closer to  $\tilde{F}_k$  than  $\mu$ . In this way, fitting a measure  $G_k$  to the residuals  $\mathbf{r}^{(k)}$  in the  $k$ th step of our FS algorithm can be understood as an operation to sequentially reduce the entropy loss.

### 2.4.2 Optimization in finite-sample cases

Next we turn the above intuition at the population level into a practical strategy at the finite-sample level for obtaining optimal fitted measures  $G_k$  based on  $n$  i.i.d. observations  $\{x_i\}_{i=1}^n$  from  $F^*$ . First note that minimizing the divergence  $\text{KL}(F^*||F)$  is equivalent to maximizing the average log-density  $\int \log f dF^*$ . Thus in the finite-sample case, we aim to maximize the sample average log-density of the training data

$$\frac{1}{n} \sum_{i=1}^n \log f(x_i).$$

It follows from Proposition 2.2 that just as the population level entropy loss, this finite-sample average log-density can also be decomposed into the sum of  $K$  components, which we call “improvements”.

**Lemma 2.3.** *The sample average log-density can be written as*

$$\frac{1}{n} \sum_{i=1}^n \log f(x_i) = \sum_{k=1}^K D_k^{(n)}(G_k),$$

where for  $k = 1, 2, \dots, K$ , the improvement  $D_k^{(n)}(G_k)$  is

$$D_k^{(n)}(G_k) = \frac{1}{n} \sum_{i=1}^n \log g_k(r_i^{(k-1)}) \quad \text{with } r_i^{(k-1)} = \mathbf{G}_{k-1} \circ \dots \circ \mathbf{G}_1(x_i).$$

Accordingly, one can maximize the overall average log-density by choosing a measure  $G_k$  and a corresponding tree  $T_k$  from a set of finite trees  $\mathcal{T}$  such that  $G_k \in \mathcal{P}_{T_k}$  such that  $D_k^{(n)}(G_k)$  is maximized.

**Proposition 2.5.** *A pair of  $(G_k, T_k)$  maximizes  $D_k^{(n)}(G_k)$  if and only if*

$$T_k \in \arg \max_{T \in \mathcal{T}} \sum_{A \in \mathcal{L}(T)} \tilde{F}_k^{(n)}(A) \log \frac{\tilde{F}_k^{(n)}(A)}{\mu(A)}, \quad (9)$$

and

$$G_k(A) = \tilde{F}_k^{(n)}(A) \quad \text{for all } A \in \mathcal{L}(T_k), \quad (10)$$

where  $\tilde{F}_k^{(n)}$  is the empirical measure of the residuals  $\mathbf{r}^{(k-1)} = \{r_i^{(k-1)}\}_{i=1}^n$ . That is,

$$\tilde{F}_k^{(n)}(B) = \frac{1}{n} \sum_{i=1}^n \delta_B(r_i^{(k-1)}) \quad \text{for } B \in \mathcal{B}((0, 1]^d).$$

The summation in Eq. (9) is the KL divergence between two discrete measures with masses given by  $\{\tilde{F}_k^{(n)}(A)\}_{A \in \mathcal{L}(T)}$  and  $\{\mu(A)\}_{A \in \mathcal{L}(T)}$  respectively. Eq. (9) implies that an “optimal” tree  $T_k$  should allow maximal differentiation between the induced discretizations of  $\tilde{F}^{(n)}$  and  $\mu$  on its leaves.

Searching over all possible trees in a large class  $\mathcal{T}$  to solve Eq. (9) in each step of the FS algorithm can be computationally prohibitive. The above proposition, however, provides a guideline to choosing “approximately optimal” trees to improve the KL divergence efficiently. The simplest possible strategy is to implement a top-down greedy algorithm that maximizes Eq. (9) one split at a time, as is commonly done in other tree-based algorithms (Hastie et al., 2009). The PT-based weak learner we adopt (Awaya and Ma, 2020) is a less greedy option that uses a look-ahead strategy to consider trees with multiple splits jointly. It can be viewed as a sampling-based optimizer for Eq. (9) that uses a particle filter to stochastically search over a collection of “promising” trees. The theoretical justification (Awaya and Ma, 2020, Theorem 4.1) is that as sample size grows, the posterior distribution of trees under the corresponding PT model, upon which the particle filter is sampling, will concentrate on the those trees that satisfy Proposition 2.5.

### 2.4.3 Regularization through shrinkage

Just as in supervised boosting algorithms, simply adopting exactly the solution for Eq. (9) as the fit for  $G_k$  in the boosting algorithm will typically lead to overfitting even when the complexity of the trees in  $\mathcal{T}$  is restricted to be small. In particular, the fitted measure could still have spikes at or near the training points, leading to performance deterioration of the boosting algorithm. To avoid such overfitting, it is necessary to regularize or penalize the non-smoothness in the fit for each  $G_k$ . This can be achieved through shrinkage toward “zero”, or the uniform measure, thereby the discounting the information of the residuals (or  $\tilde{F}_k^{(n)}$ ) in fitting a measure  $G_k$ .

The learning rate parameter  $c \in (0, 1]$  in this context adjusts the amount of such shrinkage. Specifically, rather than following the prescription of Proposition 2.5 we set the measure  $G_k$  to a weighted averaged between  $\tilde{F}_k^{(n)}$  and the uniform measure along each tree split in the learned tree  $T_k$ . That is, we let

$$\begin{aligned} G_k(A_l | A) &= (1 - c)\mu(A_l | A) + c\tilde{F}_k^{(n)}(A_l | A) \quad \text{for } A \in \mathcal{N}(T_k), \\ G_k(\cdot | A) &= \mu(\cdot | A) \quad \text{for } A \in \mathcal{L}(T_k), \end{aligned} \tag{11}$$

where  $\tilde{F}_k^{(n)}(A_l | A) = \tilde{F}_k^{(n)}(A_l)/\tilde{F}_k^{(n)}(A)$  if  $\tilde{F}_k^{(n)}(A) > 0$  and  $\tilde{F}_k^{(n)}(A_l | A) = \mu(A_l | A)$  otherwise. The learning rate  $c$  controls how strongly one shrinks the measure  $\tilde{F}^{(n)}$  toward the uniform measure  $\mu$ . The PT-based weak learner we adopt fits  $G_k$  exactly in this form given the optimal tree selected.

Our next proposition shows that with this regularization strategy through shrinkage, the sample average log-density is steadily improved in each step of the FS algorithm until the residual distribution becomes the uniform measure.

**Proposition 2.6.** *For any finite tree  $T_k$ , under the definition of  $G_k$  given in Eq. (11), the improvement  $D_k^{(n)}(G_k) \geq 0$  for any  $c \in (0, 1]$  unless  $\tilde{F}_k^{(n)}(A) = \mu(A)$  for all  $A \in \mathcal{L}(T_k)$ .*

## 2.5 Evaluating variable importance

Just as in classification and regression with decision trees, it is often desirable to evaluate the contribution of each dimension to the approximation of the unknown measure  $F^*$ . Thus we provide a way to quantify variable importance in a conceptually similar manner to that used in boosting for the classification and regression problems (see Hastie et al. (2009)).

Since the boosting algorithm minimizes the KL divergence from the unknown measure  $F^*$ , a natural way of quantifying the importance of a variable is adding up decrease in the KL divergence due to splitting a tree node in the corresponding dimension. As discussed in the previous section, minimizing the KL divergence is equivalent to maximizing the average log-density  $(1/n) \sum_{i=1}^n \log f(x_i)$ , and Lemma 2.3 shows that this quantity can be expressed as the sum of the improvements  $D_k^{(n)}(G_k)$ .

The improvement  $D_k^{(n)}(G_k)$  can be further decomposed over the splits of the tree  $T_k$  as follows

$$D_k^{(n)}(G_k) = \sum_{A \in \mathcal{N}(T)} \tilde{F}_k^{(n)}(A) \left\{ \tilde{F}_k^{(n)}(A_l | A) \log \frac{G_k(A_l | A)}{\mu(A_l | A)} + \tilde{F}_k^{(n)}(A_r | A) \log \frac{G_k(A_r | A)}{\mu(A_r | A)} \right\},$$

where the empirical measure  $\tilde{F}_k^{(n)}$  is as defined in Proposition 2.5. Note that the summation inside of the brackets can be written as

$$\text{KL}(\tilde{F}_k^{(n)}(A_l | A) || \mu(A_l | A)) - \text{KL}(\tilde{F}_k^{(n)}(A_l | A) || G_k(A_l | A)),$$

where  $\text{KL}(p || q) = p \log(p/q) + (1-p) \log[(1-p)/(1-q)]$ , and it quantifies the extent to which splitting  $A$  makes  $G_k$  closer to the distribution of the residuals. Based on the decomposition, a natural definition of the total contribution of dividing in the  $j$ th dimension is

$$I_{G_k, j} = \sum_{A \in \mathcal{N}_j(T)} \tilde{F}_k^{(n)}(A) \left\{ \tilde{F}_k^{(n)}(A_l | A) \log \frac{G_k(A_l | A)}{\mu(A_l | A)} + \tilde{F}_k^{(n)}(A_r | A) \log \frac{G_k(A_r | A)}{\mu(A_r | A)} \right\}$$

where  $\mathcal{N}_j(T)$  represents the collection of all nodes in  $T$  that are split in the  $j$ th dimension. Finally we can define the importance of the  $j$ th variable in the additive measure  $F = G_1 \oplus \dots \oplus G_K$  by summing over the variable importance across the  $G_k$ 's,

$$I_j = \sum_{k=1}^K I_{G_k, j}.$$

### 3 Numerical experiments

We carry out numerical experiments to investigate the performance of the new boosting method using the following two representative scenarios in 48 dimensions:

1. “Clusters”:  $(X_1, X_2), \dots, (X_{47}, X_{48})$  are independent, and for  $j = 1, \dots, 24$ ,

$$(X_{2j-1}, X_{2j}) \sim 0.6 \cdot \text{Beta}(40, 80) \times \text{Beta}(40, 80) + 0.4 \cdot \text{Beta}(90, 30) \times \text{Beta}(90, 30).$$

2. “Correlation”:  $(X_1, X_2, X_3, X_4), \dots, (X_{45}, X_{46}, X_{47}, X_{48})$  are independent, and each 4-tuple follows  $N(\mathbf{0}, \Sigma)$ , where

$$\Sigma_{j,k} = \begin{cases} 1 & (j = k), \\ (0.9)^{|j-k|} & (j \neq k). \end{cases}$$

The true marginal densities of  $(X_1, X_2)$  are visualized in Figure 3. In the first scenario, the observations arise from (two) local spikes, which are far from a piece-wise uniform distribution. In the second scenario, the variables are highly correlated. Thus the density contours are not axis-aligned and the underlying densities are smooth. As such, both scenarios are difficult to capture using a piece-wise constant density on a single tree.

In this experiment, the training sample size is set to  $n = 10,000$ . There are a total of three tuning parameters—namely, the total number of weak learners or trees  $K$ , the maximum depth of each tree  $R$ , and the shrinkage parameter  $c$  for the weak learner. To examine how the performance of boosting

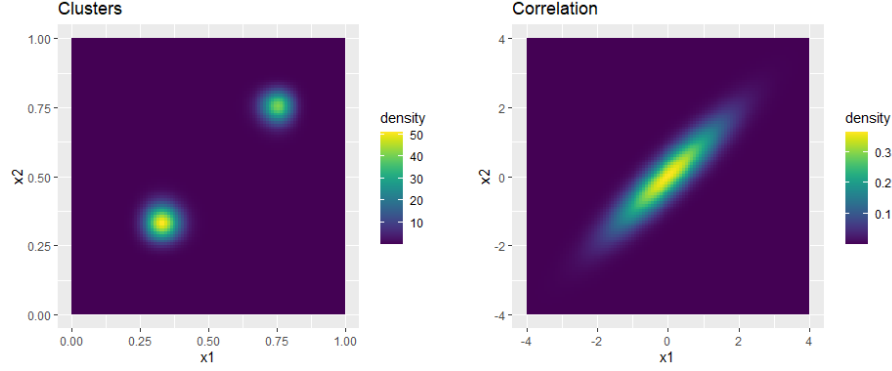


Figure 3: The true marginal densities with respect to  $X_1$  and  $X_2$ .

is affected by the different specifications of these tuning parameters, we vary the number of trees  $K$  in our additive model up to 2,000, adopt three different tree depth  $R = 3, 5, 7$ , and three different values of the shrinkage parameter  $c = 0.1, 0.25, 0.9$ . We compare the performance of our boosting algorithm to the single tree Pólya tree model of Awaya and Ma (2020) with a maximum depth of  $R = 15$  along with a parameter specification that makes it a “strong” learner following the default recommendation in that paper.

We evaluate the fit of the fitted density function  $f$  using a simulated training data set and computing a predictive score  $\frac{1}{n} \sum_{i=1}^n \log f(x_i^*)$  on a simulated testing set  $(x_1^*, \dots, x_n^*)$ . As discussed in Section 2.4.1, maximizing the predictive score is equivalent to minimizing the KL divergence from the true distribution. We generate 20 different data sets and take the average of the predictive scores to compare the model with each combination of the tuning parameters.

Figure 4 presents the comparison of the predictive scores under the different number of trees. The results show that boosting can improve density estimation substantially over the single tree model. The maximum resolution  $R$  needs to be relatively small (i.e., 3 or 5) allowing relatively shallow trees in each weak learner, and otherwise, the over-fitting can happen as is seen in the first scenario. The decay in performance is also observed when the parameter  $c$  is large, resulting in too little shrinkage (and thus high variance). All of these are consistent with the traditional wisdom in applying boosting to classification and regression (Friedman, 2001).

Figure 5 compares the estimated densities (evaluated at the simulated observations) under different combinations of  $R$  and  $c$ . By comparing the distributions given by  $(R, c) = (3, 0.1)$  and  $(R, c) = (5, 0.1)$ , we see that when each tree is too shallow (i.e.,  $R = 3$ ), the estimate can fail to capture the detailed distributional structures accurately in Scenario 1. Also, when there is too little shrinkage (i.e.,  $c = 0.9$ ) overfitting is observed in a form of artificial jumps not present in the true densities.



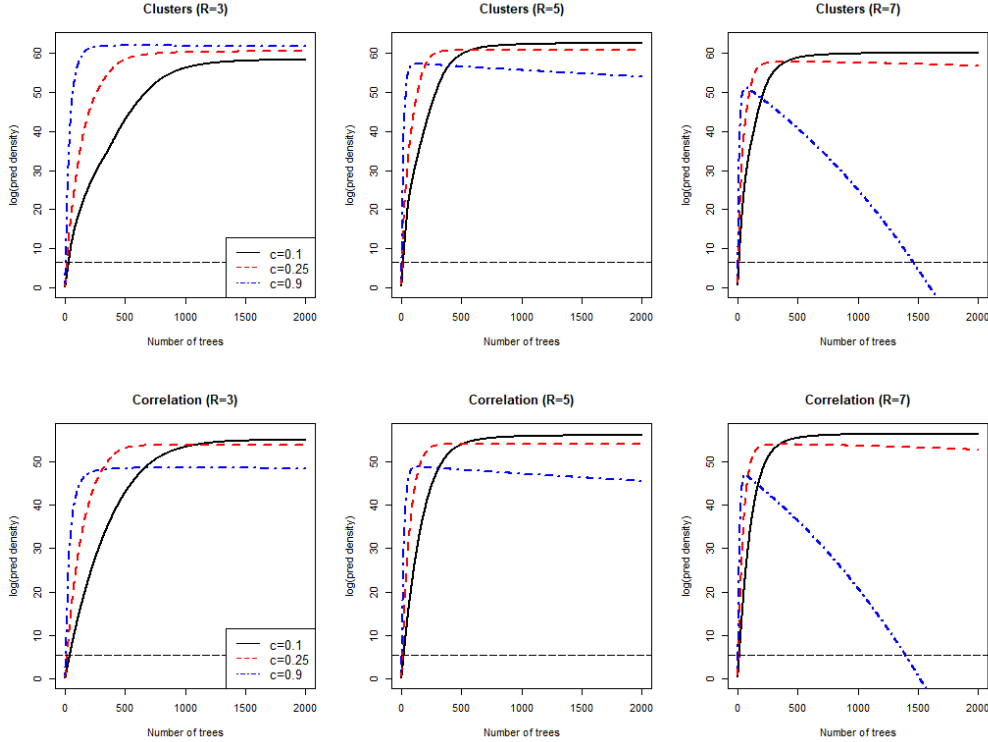


Figure 4: The average predictive scores over 20 simulations in the 48-dimensional density estimation. Top row: Scenario 1. Bottom row: Scenario 2. The horizontal lines show the predictive scores provided by the single-tree model under  $R = 15$ .

## 4 Case study: a mass-cytometry data set

Finally we demonstrate our boosting method and especially the use of the simulator for the fitted measure in the context of a mass-cytometry data set collected by Kleinstaub et al. (2016). This data records the values of 19 biomarkers for 228,498 cells in a blood sample provided by an HIV-infected patient. The result of the density estimation can be utilized in the automated classification (Malek et al., 2015) and identify cross-sample differences.

In understanding the nature and composition of the cell population, it is useful to examine lower-dimensional summaries—such as marginal mean, quantiles, and pairwise covariance—of the underlying distribution. As such we demonstrate how we use the simulator for the fitted measure from our boosting algorithm to estimate such summaries. We note that we chose a data set with a massive sample size and so many low-dimensional summaries such as the first two moments can be empirically estimated from the original sample. This provides a proxy to the “truth”. Specifically we will fit our boosting algorithm on both this full data set as well as a small subsample of size  $n = 5,000$ . After computing the summaries estimated from “replicate” data sets generated from our boosting fit on the full data ( $n = 228,498$ ) and on the subsample ( $n = 5,000$ ), we compare them to the “truth”,

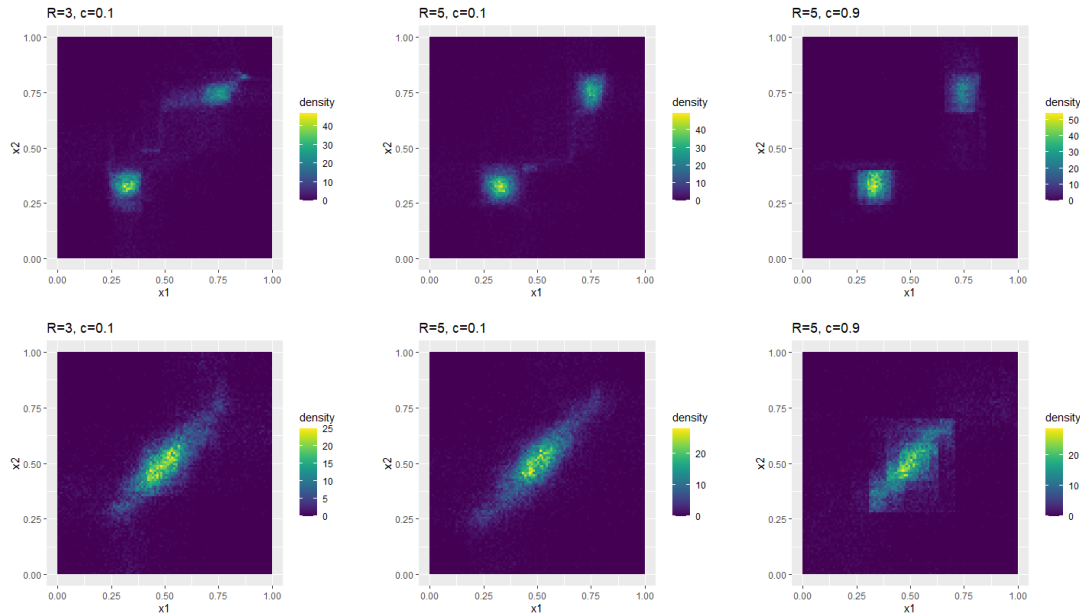


Figure 5: The estimated marginal distribution with respect to  $(X_1, X_2)$  in the 48-dimensional cases under different values of  $R$  and  $c$ . The densities are evaluated on 20,000 observations drawn from the estimated probability  $F$ .

thereby allowing us to evaluate the quality of our fit.

The comparison is visualized in Figure 6 and Figure 7, and they show that the estimated density accurately retrieves the characteristics of the original data in these low-dimensional quantities, even with a sample size 5,000.

Figure 8 provides the computed variable importance of the 19 biomarkers (the importance is rescaled so that the summation is 1) we obtained based on the subsample of size 5,000. This figure also includes the marginal densities for the three biomarkers with the highest and lowest importance. We can see that the markers with high importance tend to have highly skewed densities while the markers with low importance have distributions that are much closer to the uniform distribution.

## 5 Concluding remarks

We have proposed a new boosting method for learning multivariate probability measures by introducing new notions of addition and residuals based on tree-CDF transforms. We demonstrate how one can carry out density estimation and simulate from the fitted measure based on the output of the algorithm. Given its similarity to classical boosting for regression and classification, we expect other techniques for the boosting in such contexts, for example subsampling (Friedman, 2002), could further improve the performance of our boosting method.

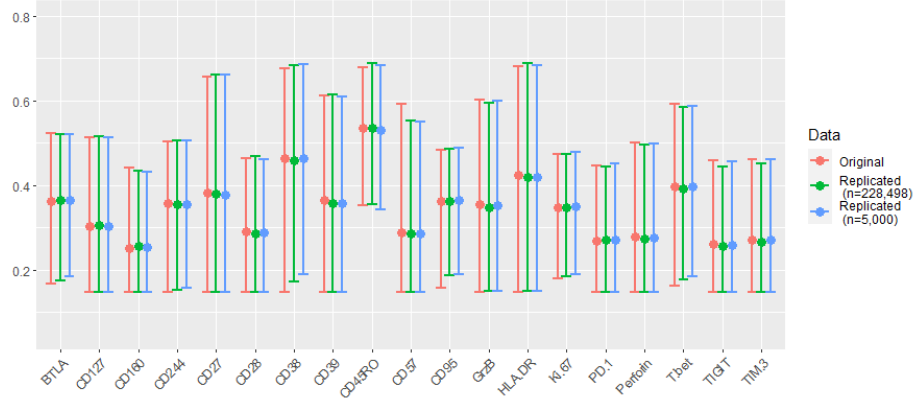


Figure 6: The one-dimensional marginal means and center 90% quantile bins of the 19 biomarkers in the original mass-cytometry data and the replicated data. The number  $n$  indicates the size of the data used to construct the simulator for replication.

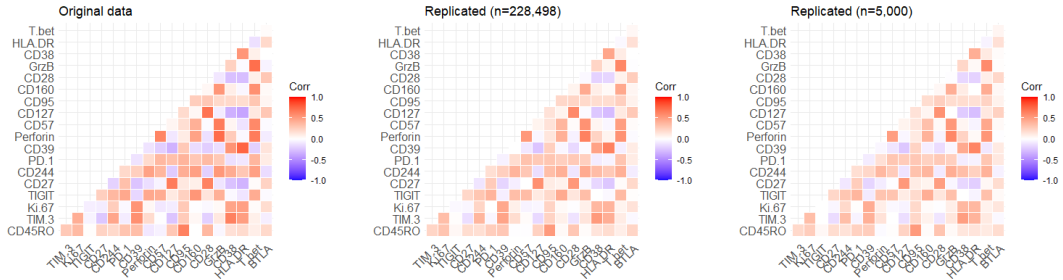


Figure 7: The pairwise correlations of the 19 biomarkers in the original mass-cytometry data and the simulated data. The number  $n$  indicates the size of the data used to construct the simulator for replication.

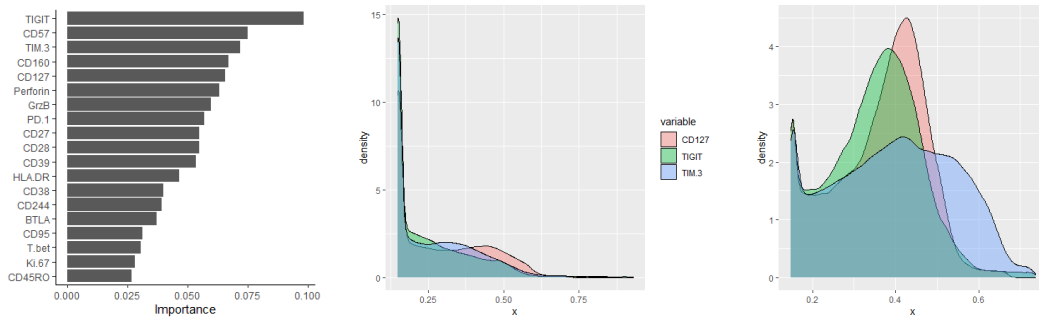


Figure 8: Left: The computed relative importance of the 19 biomarkers of the mass-cytometry data. Middle and Right: The densities of the replicated data (size: 50,000) generated from the estimated density with respect to the biomarkers with the high importance and the low importance, respectively.

## Software

An R package for our method is available at <https://github.com/MaStatLab/boostPM>.

## Acknowledgment

LM's research is partly supported by NSF grants DMS-2013930 and DMS-1749789. NA is partly supported by a fellowship from the Nakajima Foundation.

## References

- Naoki Awaya and Li Ma. Hidden markov Pólya trees for high-dimensional distributions. *arXiv preprint arXiv:2011.03121*, 2020.
- Vladimir I Bogachev. *Measure theory*, volume 1. Springer Science & Business Media, 2007.
- Hugh A Chipman, Edward I George, Robert E McCulloch, et al. BART: Bayesian additive regression trees. *The Annals of Applied Statistics*, 4(1):266–298, 2010.
- Thomas S Ferguson. A Bayesian analysis of some nonparametric problems. *The Annals of Statistics*, pages 209–230, 1973.
- Jerome Friedman, Trevor Hastie, Robert Tibshirani, et al. Additive logistic regression: a statistical view of boosting (with discussion and a rejoinder by the authors). *Annals of statistics*, 28(2):337–407, 2000.
- Jerome H Friedman. Greedy function approximation: a gradient boosting machine. *The Annals of Statistics*, pages 1189–1232, 2001.
- Jerome H Friedman. Stochastic gradient boosting. *Computational Statistics & Data Analysis*, 38(4):367–378, 2002.
- Trevor Hastie, Robert Tibshirani, and Jerome Friedman. *The elements of statistical learning: data mining, inference, and prediction*. Springer Science & Business Media, 2009.
- Katja Kleinstaub, Björn Corleis, Narges Rashidi, Nzuekoh Nchinda, Antonella Lisanti, Josalyn L Cho, Benjamin D Medoff, Douglas Kwon, and Bruce D Walker. Standardization and quality control for high-dimensional mass cytometry studies of human samples. *Cytometry Part A*, 89(10):903–913, 2016.
- Michael Lavine. Some aspects of Pólya tree distributions for statistical modelling. *The Annals of Statistics*, 20(3):1222–1235, 1992.

- Mehrnoush Malek, Mohammad Jafar Taghiyar, Lauren Chong, Greg Finak, Raphael Gottardo, and Ryan R Brinkman. flowdensity: reproducing manual gating of flow cytometry data by automated density-based cell population identification. *Bioinformatics*, 31(4):606–607, 2015.
- Adrian Smith. *Sequential Monte Carlo methods in practice*. Springer Science & Business Media, 2013.
- Wing H Wong and Ma. Optional Pólya tree and Bayesian inference. *The Annals of Statistics*, 38(3): 1433–1459, 2010.

## Supplementary Materials

### A Proofs

In the following proofs, for a tree CDF  $\mathbf{G} : (0, 1]^d \mapsto (0, 1]^d$  and  $B \in \mathcal{B}(\Omega)$ , the image is denoted by

$$\mathbf{G}(B) = \{\mathbf{G}(x) : x \in B\},$$

and the same notation rule is applied for its inverse. Additionally,  $\mu$  denotes the Lebesgue measure.

#### A.1 Proof of Proposition 2.1

Suppose  $X \sim G_1 \oplus \cdots \oplus G_k$ . For  $x \in (0, 1]$ , we have

$$\begin{aligned} P(\mathbf{G}_{k-1} \circ \cdots \circ \mathbf{G}_1(X) \leq x) &= P(X \leq \mathbf{G}_1^{-1} \circ \cdots \circ \mathbf{G}_{k-1}^{-1}(x)) \\ &= \mathbf{G}_k \circ \cdots \circ \mathbf{G}_1(\mathbf{G}_1^{-1} \circ \cdots \circ \mathbf{G}_{k-1}^{-1}(x)) \\ &= \mathbf{G}_k(x), \end{aligned}$$

so  $\mathbf{G}_{k-1} \circ \cdots \circ \mathbf{G}_1(X) \sim G_k$ . The converse can be shown in the same way. □

#### A.2 Proof of Proposition 2.2

Let  $\mathcal{E}$  be a set of hyper-rectangles that are written in the form of

$$(a_1, b_1] \times \cdots \times (a_d, b_d]$$

including the null set  $\emptyset$ . Since  $\mathcal{B}((0, 1]^d)$  is the Borel  $\sigma$ -field,  $E \in \mathcal{B}((0, 1]^d)$  holds for every  $E \in \mathcal{E}$ . To show the measurability of the tree CDF  $\mathbf{G}$ , which is defined by the measure  $G \in \mathcal{P}_T$ , it suffices to show that  $\mathbf{G}^{-1}(E) \in \mathcal{B}((0, 1]^d)$  for every  $E \in \mathcal{E}$  since  $\mathcal{E}$  generates  $\mathcal{B}((0, 1]^d)$ .

By the definition of  $\mathbf{G}$ , the image  $\mathbf{G}(A)$  ( $A \in \mathcal{L}(T)$ ) is also a rectangle included in  $\mathcal{E}$ , and their collection  $\{\mathbf{G}(A) : A \in \mathcal{L}(T)\}$  forms a partition of  $(0, 1]^d$ . Hence  $E$  is written as a union of disjoint sets

$$E = \bigcup_{A \in \mathcal{L}(T)} (E \cap \mathbf{G}(A)),$$

where each  $E \cap \mathbf{G}(A)$  is a hyper-rectangle that belongs to  $\mathcal{E}$  and a subset of  $\mathbf{G}(A)$ . Hence  $\mathbf{G}^{-1}(E \cap \mathbf{G}(A))$  also belongs to  $\mathcal{E} \subset \mathcal{B}((0, 1]^d)$ . Therefore, their union

$$\mathbf{G}^{-1}(E) = \bigcup_{A \in \mathcal{L}(T)} \mathbf{G}^{-1}(E \cap \mathbf{G}(A))$$

is also an element of  $\mathcal{B}((0, 1]^d)$ . □

### A.3 Proof of Theorem 2.1

To prove the first assertion, define  $\mathbf{G}^{[r]}$  for  $r = 1, \dots, R-1$  as

$$\mathbf{G}^{[r]}(x) = \sum_{A \in \mathcal{A}^r} \mathbf{G}_A(x) \mathbf{1}_A(x),$$

. Then the first assertion is equivalent to that if  $X \sim G$ , then

$$\mathbf{G}^{[1]} \circ \dots \circ \mathbf{G}^{[R-1]}(X) \sim \text{Unif}((0, 1]^d), \quad (12)$$

which we prove here.

In the proof, we let  $X^{[R]} = X$  and for  $r = 1, \dots, R-1$

$$X^{[r]} = \mathbf{G}^{[r]} \circ \dots \circ \mathbf{G}^{[R-1]}(X).$$

Let  $G^{[r]}$  denote a probability measure for  $X^{[r]}$ . With these notations, we prove (12) by induction: We show that, if for  $A \in \mathcal{N}(T)$ , and

$$\begin{aligned} G^{[r+1]}(A_l) &= G(A_l), \quad G^{[r+1]}(A_r) = G(A_r) \\ G^{[r+1]}(\cdot \mid A_l) &= \mu(\cdot \mid A_l), \quad G^{[r+1]}(\cdot \mid A_r) = \mu(\cdot \mid A_r), \end{aligned} \quad (13)$$

then

$$G^{[r]}(A) = G(A), \quad G^{[r]}(\cdot \mid A) = \mu(\cdot \mid A). \quad (14)$$

The conditions in Eq. (13) holds if  $r = R-1$  because  $G^{[R]} = G$  and  $G \in \mathcal{P}_T$ , and the statement in Eq. (14) being true for  $r = 1$  implies that  $\mathbf{G}^{[1]} \circ \dots \circ \mathbf{G}^{[R]}(\cdot) = \mu(\cdot)$ , which is equivalent to Eq. (12).

Assume Eq. (13) holds for some  $r$ . By the definition,  $\mathbf{G}^{[r]}$  is bijective, and  $\mathbf{G}^{[r],-1}(A) = A$  for every  $A \in \mathcal{A}^r$ . Then for  $X \sim G^{[r]}$  and  $A \in \mathcal{A}^r$ , we have,

$$\begin{aligned} G^{[r]}(A) &= P(X^{[r]} \in A) \\ &= P(\mathbf{G}^{[r],-1}(X^{[r]}) \in \mathbf{G}^{[r],-1}(A)) = P(X^{[r+1]} \in A) \\ &= G^{[r+1]}(A_l) + G^{[r+1]}(A_r) = G(A). \end{aligned}$$

Hence the first equation in Eq. (14) holds. To prove the second equation, let  $X^{[r]} = (X_1^{[r]}, \dots, X_d^{[r]})$ . Then, we show that for  $z_j \in (a_j, b_j]$ ,

$$P(X_1^{[r]} \in (a_1, z_1], \dots, X_d^{[r]} \in (a_d, z_d] \mid X^{[r]} \in A) = \prod_{j=1}^d \frac{z_j - a_j}{b_j - a_j} \quad (15)$$

holds. The probability in the left hand side can be written as

$$\begin{aligned}
& P(X_1^{[r]} \in (a_1, z_1], \dots, X_d^{[r]} \in (a_d, z_d] \mid X^{[r]} \in A) \\
&= P(X_1^{[r]} \in (a_1, z_1], \dots, X_d^{[r]} \in (a_d, z_d] \mid X^{[r+1]} \in A) \\
&= \frac{P(X^{[r+1]} \in A_l)}{P(X^{[r+1]} \in A)} P(X_1^{[r]} \in (a_1, z_1], \dots, X_d^{[r]} \in (a_d, z_d] \mid X^{[r+1]} \in A_l) \\
&+ \frac{P(X^{[r+1]} \in A_r)}{P(X^{[r+1]} \in A)} P(X_1^{[r]} \in (a_1, z_1], \dots, X_d^{[r]} \in (a_d, z_d] \mid X^{[r+1]} \in A_r) \\
&= G(A_l \mid A) P(X_1^{[r]} \in (a_1, z_1], \dots, X_d^{[r]} \in (a_d, z_d] \mid X^{[r+1]} \in A_l) \\
&+ G(A_r \mid A) P(X_1^{[r]} \in (a_1, z_1], \dots, X_d^{[r]} \in (a_d, z_d] \mid X^{[r+1]} \in A_r). \tag{16}
\end{aligned}$$

Let  $A$  be divided in the  $j^*$ th dimension. By the definition of  $\mathbf{G}_A$ , for  $j \neq j^*$ ,  $X_j^{[r]} \in (a_j, z_j] \iff X_j^{[r+1]} \in (a_j, z_j]$ . For  $j^*$ , because  $\mathbf{G}_{A,j^*}(\cdot)$  is strictly increasing,

$$\begin{aligned}
X_{j^*}^{[r]} \in (a_{j^*}, z_{j^*}] &\iff \mathbf{G}_{A,j^*}^{-1}(X_{j^*}^{[r]}) \in (\mathbf{G}_{A,j^*}^{-1}(a_{j^*}), \mathbf{G}_{A,j^*}^{-1}(z_{j^*})) \\
&\iff X_{j^*}^{[r+1]} \in (a_{j^*}, y_{j^*}],
\end{aligned}$$

where  $y_{j^*} = \mathbf{G}_{A,j^*}^{-1}(z_{j^*})$ . The expression of  $y_{j^*}$  changes depending on whether  $y_{j^*} \leq c_{j^*}$  or not, where  $c_{j^*}$  is a partition point at which  $A$  is divided. We first assume that  $y_{j^*} \leq c_{j^*}$ . In this case, the second term in Eq. (16) is 0 because  $X_{j^*}^{[r+1]} \in (a_{j^*}, y_{j^*}]$  does not happen if  $X^{[r+1]} \in A_r$ . Also, by the definition of  $\mathbf{G}_{A,j^*}$ ,

$$\begin{aligned}
\frac{z_{j^*} - a_{j^*}}{y_{j^*} - a_{j^*}} &= \frac{G(A_l \mid A)}{\mu(A_l \mid A)} = G(A_l \mid A) \frac{b_{j^*} - a_{j^*}}{c_{j^*} - a_{j^*}} \\
&\iff \frac{y_{j^*} - a_{j^*}}{c_{j^*} - a_{j^*}} = \frac{1}{G(A_l \mid A)} \frac{z_{j^*} - a_{j^*}}{b_{j^*} - a_{j^*}}.
\end{aligned}$$

Therefore, it follows that

$$\begin{aligned}
& P(X_1^{[r]} \in (a_1, z_1], \dots, X_d^{[r]} \in (a_d, z_d] \mid X^{[r]} \in A) \\
&= G(A_r \mid A) \left\{ \prod_{j \neq j^*} \frac{z_j - a_j}{b_j - a_j} \right\} \frac{y_{j^*} - a_{j^*}}{c_{j^*} - a_{j^*}} \\
&= G(A_r \mid A) \left\{ \prod_{j \neq j^*} \frac{z_j - a_j}{b_j - a_j} \right\} \frac{1}{G(A_l \mid A)} \frac{z_{j^*} - a_{j^*}}{b_{j^*} - a_{j^*}} \\
&= \prod_{j=1}^d \frac{z_j - a_j}{b_j - a_j}.
\end{aligned}$$

We can prove (15) for the case of  $y_{j^*} > c_{j^*}$  in the same way.



To prove the second result, let  $U \sim Unif((0, 1]^d)$ . The multi-scale CDF  $\mathbf{G}$  is bijective (Proposition 2.2), so we obtain for  $B \in \mathcal{B}(\Omega)$

$$\begin{aligned} P(\mathbf{G}^{-1}(U) \in B) &= P(U \in \mathbf{G}(B)) \\ &= \mu(\mathbf{G}(B)) \\ &= G(B), \end{aligned}$$

where the last line follows Theorem 2.2. (Note that the proof of Theorem 2.2 only uses the first result of Theorem 2.1).  $\square$

#### A.4 Proof of Theorem 2.2

Let  $X \sim G$ . By the first result of Theorem 2.1, we obtain

$$\begin{aligned} G(B) &= P(X \in B) \\ &= P(\mathbf{G}(X) \in \{\mathbf{G}(x) : x \in B\}) \\ &= \mu(\{\mathbf{G}(x) : x \in B\}). \quad \square \end{aligned}$$

#### A.5 Proof of Lemma 2.1

We only need to check the countable additivity. By Proposition 2.2,  $\mathbf{G}_k \circ \dots \circ \mathbf{G}_1$  is bijective. Hence, for disjoint sets  $A_l \in \mathcal{B}(\Omega)$  ( $l \in \mathbb{N}$ ), it is easy to see

$$\mathbf{G}_k \circ \dots \circ \mathbf{G}_1 \left( \bigcup_l A_l \right) = \bigcup_l \mathbf{G}_k \circ \dots \circ \mathbf{G}_1 (A_l).$$

Because  $\{\mathbf{G}_k \circ \dots \circ \mathbf{G}_1 (A_l)\}_{l=1,2,\dots}$  are disjoint, this result implies that

$$\begin{aligned} F \left( \bigcup_l A_l \right) &= \mu \left( \bigcup_l \mathbf{G}_k \circ \dots \circ \mathbf{G}_1 (A_l) \right) \\ &= \sum_l \mu(\mathbf{G}_k \circ \dots \circ \mathbf{G}_1 (A_l)) \\ &= \sum_l F(A_l). \quad \square \end{aligned}$$

#### A.6 Proof of Proposition 2.3

First we suppose  $X \sim G_1 \oplus \dots \oplus G_k$ . By Proposition 2.2,  $\mathbf{G}_1, \dots, \mathbf{G}_k$  are all bijective, so their composition

$$\mathbf{F}_K = \mathbf{G}_k \circ \dots \circ \mathbf{G}_1$$

is also bijective. Hence its inverse  $\mathbf{F}_K^{-1}$  exists, from which we obtain for  $B \in \mathcal{B}(\Omega)$

$$\begin{aligned} P(\mathbf{F}_k(X) \in B) &= P(X \in \mathbf{F}_k^{-1}(B)) \\ &= F_k((\mathbf{F}_k^{-1}(B))) \\ &= \mu(\mathbf{F}_k(\mathbf{F}_k^{-1}(B))) \\ &= \mu(B). \end{aligned}$$

Thus  $\mathbf{F}_k(X) \sim \text{Unif}((0, 1]^d)$ . From this result, for  $B \in \mathcal{B}(\Omega)$ ,

$$\begin{aligned} G_k(B) &= \mu(\mathbf{G}_k(B)) \\ &= P(\mathbf{F}_k(X) \in \mathbf{G}_k(B)) \\ &= P(\mathbf{G}_k \circ \dots \circ \mathbf{G}_1(X) \in \mathbf{G}_k(B)) \\ &= P(\mathbf{G}_{k-1} \circ \dots \circ \mathbf{G}_1(X) \in B). \end{aligned}$$

Therefore,  $\mathbf{G}_{k-1} \circ \dots \circ \mathbf{G}_1(X) \sim G_k$ . We can show that  $\mathbf{G}_{k-1} \circ \dots \circ \mathbf{G}_1(X) \sim G_k$  implies  $X \sim G_1 \oplus \dots \oplus G_k$  by following this proof in the inverse order.  $\square$

## A.7 Proof of Proposition 2.4

We first show the following lemma, which implies that the conditional distributions  $F_{k-1}$  and  $F_k$  ( $k = 2, \dots, K$ ) are the same on subsets in a partition defined by  $T_k$  and  $\mathbf{F}_{k-1} = \mathbf{G}_{k-1} \circ \dots \circ \mathbf{G}_1$ .

**Lemma A.1.** *Let  $\mathcal{L}(T_k)$  be a set of the terminal nodes in  $T_k$ . Also, we let  $A' \in \mathcal{L}(T_k)$  and  $A = \mathbf{F}_{k-1}^{-1}(A')$ . Then for any  $B \subset A$ ,  $F_{k-1}(B \mid A) = F_k(B \mid A)$ .*

(Proof) For  $B \subset A$ , by Theorem 2.2, we have

$$\begin{aligned} F_k(B) &= \mu(\mathbf{F}_k(A)) \\ &= \mu(\mathbf{G}_k(\mathbf{F}_{k-1}(B))) \\ &= G_k(\mathbf{F}_{k-1}(B)). \end{aligned} \tag{17}$$

Since  $B \subset A$ ,  $\mathbf{F}_{k-1}(B) \subset \mathbf{F}_{k-1}(A) = A'$ . Hence  $F_k(B)$  is further rewritten as follows:

$$\begin{aligned} F_k(B) &= G_k(A' \cap \mathbf{F}_{k-1}(B)) \\ &= G_k(A') G_k(\mathbf{F}_{k-1}(B) \mid A') \\ &= G_k(A') \mu(\mathbf{F}_{k-1}(B) \mid A') \\ &= G_k(A') \frac{\mu(\mathbf{F}_{k-1}(B))}{\mu(A')} \\ &= G_k(A') \frac{F_{k-1}(B)}{\mu(A')}. \end{aligned}$$

By the definition of  $A$ ,  $F_{k-1}(A) = \mu(\mathbf{F}_{k-1}(A)) = \mu(A')$ , and by replacing  $B$  with  $A$  in (17), we have

$$F_k(A) = G_k(\mathbf{F}_{k-1}(A)) = G_k(A').$$

Therefore, we obtain

$$\begin{aligned} F_k(B | A) &= \frac{F_k(B)}{F_k(A)} \\ &= G_k(A') \frac{F_{k-1}(B)}{\mu(A')} \frac{1}{F_k(A)} \\ &= \frac{F_{k-1}(B)}{F_{k-1}(A)} \\ &= F_{k-1}(B | A). \end{aligned}$$

□

(Proof of Proposition 2.4) Let  $\mathcal{L}_k = \{\mathbf{F}_{k-1}^{-1}(A') : A' \in \mathcal{L}(T_k)\}$ . By Lemma A.1, the conditional distributions  $F_{k-1}(\cdot | A)$  and  $F_k(\cdot | A)$  are the same for  $A \in \mathcal{L}_k$ . Hence the density functions of  $F_{k-1}$  and  $F_k$  denoted by  $f_{k-1}$  and  $f_k$  are expressed as

$$\begin{aligned} f_{k-1}(x) &= \sum_{A \in \mathcal{L}_k} F_{k-1}(A) f_{k-1}(x | A) \mathbf{1}_A(x), \\ f_k(x) &= \sum_{A \in \mathcal{L}_k} F_k(A) f_{k-1}(x | A) \mathbf{1}_A(x), \end{aligned}$$

where  $\mathbf{1}$  is the indicator function. Fix  $x \in (0, 1]^d$  and let  $A_k \in \mathcal{L}_k$  such that  $x \in A_k$  and  $A'_k = \mathbf{F}_{k-1}(A_k)$ . By Theorem 2.2, we have

$$\begin{aligned} F_{k-1}(A_k) &= \mu(\mathbf{F}_{k-1}(A_k)) = \mu(A'_k), \\ F_k(A_k) &= \mu(\mathbf{F}_k(A_k)) \\ &= \mu(\mathbf{G}_k \circ \mathbf{F}_{k-1}(A_k)) \\ &= G_k(\mathbf{F}_{k-1}(A_k)) \\ &= G_k(A'_k). \end{aligned}$$

Hence, we have

$$\frac{f_k(x)}{f_{k-1}(x)} = \frac{F_k(A_k)}{F_{k-1}(A_k)} = \frac{G_k(A'_k)}{\mu(A'_k)}. \quad (18)$$

Since  $x \in A_k$ ,

$$\mathbf{F}_{k-1}(x) = \mathbf{G}_{k-1} \circ \cdots \circ \mathbf{G}_1(x) \in \mathbf{F}_{k-1}(A_k) = A'_k.$$

Thus the density ratio in (18) is rewritten as

$$\begin{aligned} \frac{f_k(x)}{f_{k-1}(x)} &= G_k(A'_k) \mu(\mathbf{G}_{k-1} \circ \cdots \circ \mathbf{G}_1(x) | A'_k) \\ &= G_k(A'_k) g_k(\mathbf{G}_{k-1} \circ \cdots \circ \mathbf{G}_1(x) | A'_k) \\ &= g_k(\mathbf{G}_{k-1} \circ \cdots \circ \mathbf{G}_1(x)), \end{aligned}$$

where the second equation follows that  $A'_k \in \mathcal{L}(T_k)$ . Because the discussion above holds for  $k = 2, \dots, K$ , we obtain the following expression:

$$\begin{aligned} f_K(x) &= f_1(x) \prod_{k=2}^K \frac{f_k(x)}{f_{k-1}(x)} \\ &= f_1(x) \prod_{k=2}^K g_k(\mathbf{G}_{k-1} \circ \dots \circ \mathbf{G}_1(x)). \end{aligned}$$

□

## A.8 Proof of Lemma 2.2

By the definition of the KL divergence, we have

$$\text{KL}(F^*||F) = \int \log f^* dF^* - \int \log f dF^*$$

By Proposition 2.4, the second term  $\int \log f dF^*$  is decomposed as

$$\int \log f dF^* = \sum_{k=1}^K \int \log g_k(\mathbf{G}_{k-1} \circ \dots \circ \mathbf{G}_1(x)) dF^*(x)$$

By the change-of-variable formula (e.g., Theorem 3.6.1 in Bogachev (2007)), the right hand side can be written in a form of an integration with respect to  $\tilde{F}_k$ :

$$\int \log g_k(\mathbf{G}_{k-1} \circ \dots \circ \mathbf{G}_1(x)) dF^*(x) = \int \log g_k(x) d\tilde{F}_k(x).$$

Since the measure  $F^*$  is absolutely continuous with respect to the Lebesgue measure  $\mu$ , by the definition of tree CDFs  $\mathbf{G}_k$ 's, we can show the absolute continuity of  $\tilde{F}_k$ . Hence  $\tilde{F}_k$  admits the density function denoted by  $\tilde{F}_k(x)$ , and the right hand side is further rewritten as follows:

$$\begin{aligned} \int \log g_k(x) d\tilde{F}_k(x) &= \int \log \frac{\tilde{F}_k(x)}{\mu(x)} d\tilde{F}_k(x) - \int \log \frac{\tilde{F}_k(x)}{g_k(x)} d\tilde{F}_k(x) \\ &= \text{KL}(\tilde{F}_k||\mu) - \text{KL}(\tilde{F}_k||G_k). \quad \square \end{aligned}$$

## A.9 Proof of Proposition 2.5

Since  $T_k$  is a finite tree, the piece-wise density  $g_k$ 's logarithm is written as

$$\log g_k(x) = \sum_{A \in \mathcal{L}(T_k)} \log \frac{G_k(A)}{\mu(A)} \mathbf{1}_A(x) \quad \text{for } x \in (0, 1]^d.$$

Hence the improvement  $D_k^{(n)}(G_k)$  has the following expressions

$$\begin{aligned} D_k^{(n)}(G_k) &= \sum_{A \in \mathcal{L}(T_k)} \tilde{F}_k^{(n)}(A) \log \frac{G_k(A)}{\mu(A)} \\ &= \sum_{A \in \mathcal{L}(T_k)} \tilde{F}_k^{(n)}(A) \log \frac{\tilde{F}_k^{(n)}(A)}{\mu(A)} - \sum_{A \in \mathcal{L}(T_k)} \tilde{F}_k^{(n)}(A) \log \frac{\tilde{F}_k^{(n)}(A)}{G_k(A)}. \end{aligned}$$

Because the second term in the bottom line takes a form of KL divergence, it is minimized if  $G_k(A) = \tilde{F}_k^{(n)}(A)$  for all  $A \in \mathcal{L}(T_k)$ . Under this  $G_k$ , since the second term is 0, the improvement is maximized if  $T_k$  satisfies the condition stated in Proposition 2.5.  $\square$

## A.10 Proof of Proposition 2.6

For every leaf node  $A \in \mathcal{L}(T_k)$ , there is a sequence of nodes  $\{B_{A,r}\}_{r=1}^R$  such that  $B_{A,r}$  belongs to the  $r$ th level of  $T_k$ , and

$$(0, 1]^d = B_{A,1} \supset B_{A,2} \supset \cdots \supset B_{A,r} = A.$$

With such sequences, based on the discussion in Supplementary materials A.9, the improvement  $D_k^{(n)}(G_k)$  is decomposed as

$$\begin{aligned} D_k^{(n)}(G_k) &= \sum_{A \in \mathcal{L}(T_k)} \tilde{F}_k^{(n)}(A) \log \frac{G_k(A)}{\mu(A)} \\ &= \sum_{A \in \mathcal{L}(T_k)} \tilde{F}_k^{(n)}(A) \left[ \log \frac{G_k(B_{A,2}|B_{A,1})}{\mu(B_{A,2}|B_{A,1})} + \cdots + \log \frac{G_k(B_{A,R}|B_{A,R-1})}{\mu(B_{A,R}|B_{A,R-1})} \right] \\ &= \sum_{A \in \mathcal{N}(T_k)} \left[ \tilde{F}_k^{(n)}(A_l) \log \frac{G_k(A_l | A)}{\mu(A_l | A)} + \tilde{F}_k^{(n)}(A_r) \log \frac{G_k(A_r | A)}{\mu(A_r | A)} \right] \end{aligned}$$

For the bottom line the summand is 0 if  $\tilde{F}_k^{(n)}(A) = 0$ . Otherwise, the conditional probabilities  $\tilde{F}_k^{(n)}(A_l | A)$  and  $\tilde{F}_k^{(n)}(A_r | A)$  are defined. In such a case, by the definition of  $G_k(A_l | A)$ ,

$$\begin{aligned} \log \frac{G_k(A_l | A)}{\mu(A_l | A)} &= \log \left[ \frac{(1-c)\mu(A_l | A) + c\tilde{F}_k^{(n)}(A_l | A)}{\mu(A_l | A)} \right] \\ &\geq (1-c) \log 1 + c \log \frac{\tilde{F}_k^{(n)}(A_l | A)}{\mu(A_l | A)} \\ &= c \log \frac{\tilde{F}_k^{(n)}(A_l | A)}{\mu(A_l | A)}, \end{aligned}$$

where the second line follows the Jensen's inequality. The same result holds for  $A_r$ . Hence,

$$\begin{aligned} &\tilde{F}_k^{(n)}(A_l) \log \frac{G_k(A_l | A)}{\mu(A_l | A)} + \tilde{F}_k^{(n)}(A_r) \log \frac{G_k(A_r | A)}{\mu(A_r | A)} \\ &\geq c\tilde{F}_k^{(n)}(A) \left[ \tilde{F}_k^{(n)}(A_l | A) \log \frac{\tilde{F}_k^{(n)}(A_l | A)}{\mu(A_l | A)} + \tilde{F}_k^{(n)}(A_r | A) \log \frac{\tilde{F}_k^{(n)}(A_r | A)}{\mu(A_r | A)} \right], \end{aligned}$$

where the sum inside of the brackets is the KL divergence for the two Bernoulli distributions and thus non-negative. Therefore, the improvement  $D_k^{(n)}(G_k)$  is non-negative. Additionally, the last inequality is strict if and only if  $\tilde{F}_k^{(n)}(A_l | A) = \mu(A_r | A)$  so we obtain the condition of  $D_k^{(n)}(G_k)$  being positive.  $\square$

## B Details on learning probability measures with the Pólya tree process

This section provides how the flexible Pólya tree (PT) process (Awaya and Ma, 2020) is used as a weak learner to fit a measure  $G_k$  to the residuals in the FS algorithm. For further details, interested readers may refer to Awaya and Ma (2020).

Suppose that we have obtained the residuals  $\mathbf{r}^{(k)} = (r_1^{(k)}, \dots, r_n^{(k)})$  at the beginning of the  $k$ th step in the FS algorithm. Their empirical measure is denoted by  $\tilde{F}_k^{(n)}$ . The flexible Pólya tree process, which is used to capture the distributional structure of  $\tilde{F}_k^{(n)}$ , consists of two layers: (i) a prior for a random tree denoted by  $\mathbf{T}$  and (ii) a prior for a random measure denoted by  $\mathbf{G}$  defined on a fixed finite tree.

The prior of trees  $\mathbf{T}$  is introduced by randomizing how each node  $A$  is divided into the two children. The prior distributions are introduced for the direction of the separation  $j^*$  and the location  $c_{j^*}$  that appear in Eq. (3). This randomized separation structure induces the tree's prior  $\pi(\mathbf{T} = T)$

Given a fixed tree  $T$ , we define a prior of measures  $\mathbf{G}$  by introducing  $\theta(A)$  for  $A \in \mathcal{N}(T)$  such that  $\theta(A) = \mathbf{G}(A_l | A)$ . The parameters independently follow the beta prior  $Beta(\alpha_l(A), \alpha_r(A))$ , where

$$\alpha_l(A) = \theta_0(A)\nu(A), \quad \alpha_r(A) = (1 - \theta_0(A))\nu(A).$$

The prior mean  $\theta_0(A)$  satisfies  $\theta_0(A) = \mu(A_l | A)$  so that the random measure  $G$  is distributed around  $\mu$ . On the other hand, we set the precision  $\nu(A)$  tends to grow with the sample size as

$$\nu(A) = \frac{1 - c}{c} \tilde{n}_k(A_l),$$

where  $\tilde{n}_k(A_l)$  is the number of residuals included in  $A_l$  and  $c \in (0, 1)$  and  $c \in [0, 1]$  is a fixed constant. This constant corresponds to the learning rate introduced in Proposition ?? because the posterior mean of  $\theta(A)$  given the residuals  $\mathbf{r}^{(k)}$  is written as

$$\mathbb{E}[\theta(A) | \mathbf{r}^{(k)}] = (1 - c)\mu(A_l | A) + c\tilde{F}_k^{(n)}(A_l | A).$$

With the two components specified, the posterior of trees  $\pi(\mathbf{T} = T | \mathbf{r}^{(k)})$  is defined. To sample from this posterior, Awaya and Ma (2020) provides an algorithm based on Sequential Monte Carlo (Smith, 2013) to check trees that have high posterior probabilities. In the boosting algorithm, we choose the *maximum a posteriori* (MAP) tree as the estimate of the tree and output it as  $T_k$ . Given this tree  $T_k$ , we fit  $G_k$  defined in Eq. (11).

In the estimations carried out in Section 3 and 4, we used `smc.apt` function in the R-package `SMCMP` (Awaya and Ma, 2020). The tuning parameter  $N_L$  (the number of grid points for the randomized locations) is set to 100. This value is larger than the default setting 32 because, through the preliminary experiments, we have found that introducing a large number of the grid points is crucial to capture the distributional structure flexibly with a shallow tree and improves the predictive performance. For the same reason, we set  $\eta$ , the hyper-parameter of the partition points' prior that

determines how informative the prior is, to 0.01, which is smaller than the default value 0.1. The number of particles is set to 100, and the other hyper-parameters are set to the default values.