

BE-RAN: Blockchain-enabled RAN with Decentralized Identity Management and Privacy-Preserving Communication

Hao Xu, Lei Zhang, *Senior Member, IEEE*, Elaine Sun, and Chih-Lin I, *Fellow, IEEE*

Abstract—Blockchain-enabled Radio Access Network (BE-RAN), which is proposed as a novel decentralized RAN architecture, facilitates enhanced security and privacy on identification and authentication. It aims to offer user-centric identity management for UE and RAN elements, as well as mutual authentication to all entities, while enabling on-demand point-to-point communication with accountable billing service add-on to the general public. In addition, a potential operating model with thorough decentralization of RAN is envisioned, and the distributed privacy-preserving P2P communication, as one of the core use case for future mobile network, is presented as an important complement to the existing core network based security and privacy management.

Index Terms—Radio access network, RAN, Blockchain, authentication, identity management, blockchain switch, blockchain router, blockchain-native infrastructure, privacy-preserving

I. INTRODUCTION

THE centralized architecture is one of the basis of state-of-the-art mobile network [1] that can be divided into Radio Access Network (RAN) and Core Network (CN). However, such an architecture is facing challenges in terms of the communication latency and data privacy issues especially with recently booming demands of distributed scenarios [2], for instance, industrial IoT (IIoT) [3], autonomous driving, industry 4.0, etc., since sensitive data have to go through the centralized CN, which is normally remote to users. Hence, in 5G, a new market-driven practice of private 5G is welcomed by many industries with modification of network topology and introduction of Edge Network, to bring down the essential functions like authentications and identity management from remote CN to local edge. As such, we have seen many industrial applications utilize the private CN and Mobile Edge Computing (MEC) to provide bespoke on-premise service for better latency, data privacy, and communication security [4].

Indeed, the CN has been partially realized and replaced by industrial users with the edge network and private User Plane Function (UPF) [5], however, it is still a relatively heavy cost solution. Additionally, with all the benefits of having the core at the edge, it raises privacy concerns for the public users. Since the mobile network has been clearly split into RAN and CN [6], RAN lack of ability providing essential service to

users without CN in all centralized modern cellular network. In the age of 5G, we see that the CN has been lowered as much as possible to approach the user, but still, the RAN cannot function without CN, and either having the core at the edge is cost-effective for consumers. Furthermore, lowered CN will put privacy and data security in greater threats as the most protection of CN and its data is done by physical guarding them in a secured environment that would not be the case for lowered CN and UPF.

From the RAN perspective, it is experiencing the architectural transition from LTE towards 5G New Radio (5G NR), marking the transition from physically distributed base stations to centrally managed but loosely coupled base station control functions with distributed radio functions. A good example is C-RAN with C standing for Cloud, Centralized features for software-defined RAN evolution [7][8]. Thanks to initiatives for centralizing CU and DU into server clusters, the universal computing capacity offers greater possibilities to manage and optimize the network. For instance, additional RAN functions can be integrated to existing system simply by adding a virtual machine or container instance [1]. Thus, the trend of RAN is determined to become an open and flexible network system of radio resources' management in the near future. In particular, the functional split of RAN at lower layer brings tons of new enabling innovations [9][6] with potential improvement by enabling distributed features such as blockchain to RAN to aid the decoupled RAN architecture for better privacy to all. Thanks to this trend, the adoption of distributed ledger in RAN is potentially to be a part of promising implementation of blockchain-native infrastructure initiative [10][11]. By considering blockchain-enabled identity management and authentication functions within the RAN scope, there is an opportunity to lower the cost and aid the CN, which is a powerful backbone with many essential functions, to provide more secured and user-centric service [8] in the era of loosely couple RAN elements deployment.

The most beneficial feature enabled by enriching RAN functions distributed and decentralized is the privacy-preserving Point-to-Point (P2P) communication, which is a type of communication between two individuals without being interpreted by third-party service, a P2P communication is an instance of ways doing End-to-End (E2E), Device-to-Device (D2D), and other types of communication, where the direct link between participants is available. Note that the direct link is not an inclusively physical link, but also a logical link through simple routing and switching, it is also the key to ensure privacy and

H. Xu and L. Zhang are with James Watt School of Engineering, University of Glasgow, G12 8QQ, UK e-mail: {Hao.Xu, Lei.Zhang}@glasgow.ac.uk

C. L. I is the Chief Scientist of Wireless Communication at China Mobile Research Institute, Beijing, e-mail: icl@chinamobile.com

Manuscript is subject to submission to IEEE journals for potential publication. Corresponding authors: Lei Zhang and Chih-Lin I

security among users. Such P2P communication is appealing to industrial users who value the latency and privacy on their on-premise network, and machine-type communication (MTC). As opposed to server-client model, P2P model requires the sender to know the global route-able user address/identifier of the recipient, for example, the IP address usage in peer-to-peer file sharing, e.g., Torrent. However, the independent P2P communication sees limitations on lacking global peer discovery and routing with courtesy to communication privacy and security, without third-party help, and the coverage becomes the bottleneck, and leaves the vulnerability to users. Therefore, a secured distributed P2P communication shall have a wide coverage of secured links in between users to overcome the privacy leak and network vulnerability.

Another issue faced by the existing mobile network is that the UE under a cellular network is restrained from communicating to other users of the same RAN cell. Because of the centralized architecture of the cellular network [6], e.g., 2G/3G/4G and 5G networks, it means the user who intends to contact another face to face user of the same Mobile Network Operator (MNO) under the same cell of base station cannot be connected without the involvement of CN, as the major restriction are that the user identity authentication, routing and paging capability are only available at CN. For example, two subscribers of EE, a UK-based MNO, want to call each other in the same house covered by the same base station, the message needs to be processed by EE's CN, in order to connect both users, even though they are sitting close to each other. Having said that, one UE cannot page other UE directly simply because of no access to its physical address used by RAN, neither the record of UE physical address records at RAN side. Therefore, a distributed user-centric identity management is required to achieve RAN side P2P UE discovery, and thus to enable various of low latency and low cost application scenarios.

a) Motivation: As distributed communication demands rise from customers, both industrial and consumer applications, the RAN needs to evolve with a decentralization focus and provide security support to users of distributed scenarios for better privacy and connectivity. As the aforementioned benefits of blockchain-enabled identity management and mutual authentication, we propose them as core functions of Blockchain-enabled RAN (BE-RAN).

BE-RAN can play an important role for distributed and decentralized communication scenarios, such as D2D, IIoT, autonomous driving, etc., without adding more burden to limited fiber resources used by RAN-CN connection, and improves E2E latency and privacy. Meanwhile, it aims to provide user-centric identity management and authentication solution for the whole network, and enables on-demand point-to-point communication with accountable billing service to the public without altering network infrastructure. Besides the everyday service to users, enhanced decentralization of RAN makes great impacts on emergency communication, where the disconnection of CN and upper level RAN elements are common.

With the help of emerging blockchain technology, a novel architecture is made upon the improvement of RAN ele-

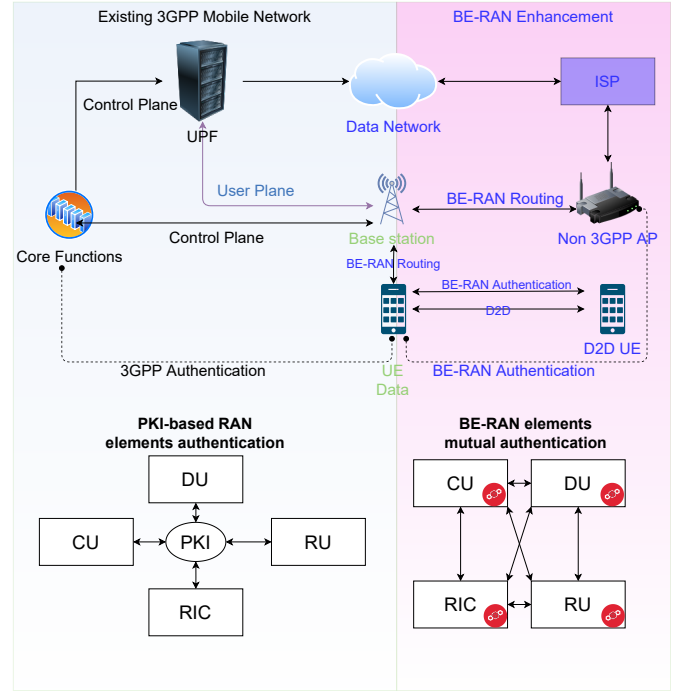


Fig. 1. Overview of BE-RAN in addition to existing mobile network

ments/User Equipment (UE) identity with blockchain address association, thanks to its user-centric approach, for enhanced decentralization features for better privacy, network performance and security as an important support to CN. By making identity management and mutually authenticated communication locally at RAN side, for example, a secured D2D communication with user-centric identity authentication at RAN for maximum privacy, or cellular UE calls, texts and networks to another UE of same RAN coverage without accessing CN, due to backhaul outage or privacy/performance concerns. It improves privacy protection and latency performance, as shown in the overview of the proposed BE-RAN system in Fig. 1.

b) Contributions and organization: In this paper, an overall architecture of BE-RAN is presented. By introducing blockchain into RAN, we have contributed a revolutionary methodology for RAN operation with following detailed contributions:

- A novel security framework is proposed to couple much-needed distributed application of RAN, and facilitates D2D and other decentralized communications.
- A novel mutual authentication architecture for BE-RAN and beyond, it is a combination of zero-trust identity management and zero-trust mutual authentication without third-party CA or any other PKI. It helps users to set up privacy-preserving end-to-end encrypted communication channels.
- A novel decentralized secured privacy-preserving P2P network scheme with billing service for RAN users, with access control based on blockchain token/account balance.
- A design guideline for BE-RAN routing, switching and Quality of Service (QoS) management, along with a po-

tential operation model for operators to consider resource sharing via blockchain.

In the rest of paper, Key concepts and preliminaries are detailed in Section II, and BE-RAN Framework and deployment architecture are introduced in Section III. Having the architecture of BE-RAN explained, Section IV introduces the core mechanism of proclaimed security features and communications. With all essential technical content explained, Section V demonstrate a real world application of BE-RAN with the context of RAN independent emergency service. Section VI states the current challenges of making BE-RAN fully functional and the future steps to finalize BE-RAN. Finally, Section VII concludes the paper with insights.

II. RELATED WORK

The following concepts and models are the intended RAN features and basis of blockchain concept used by BE-RAN, with the principle of AMF, SMF, UPF and UDM with Charging Function (CHF) of billing service at RAN side in addition to existing functions by CN.

A. RAN elements and UE identity

RAN consists of many components both physically and logically [1], and it relays on interconnecting interfaces to exchange control and user plane data both between RAN elements, and to and from CN. Under functional split defined by 3GPP [9], a common model of 5G RAN splits RAN network into logical units of Centralized Unit (CU) at network layer, Distributed Unit (DU) at MAC layer, Radio Unit (RU) at PHY layer, and RAN controller or a potential adoption of state-of-the-art RAN Intelligent Controller (RIC) newly proposed by O-RAN alliance on upper layers of OSI reference model [12]. Hence, the interfaces require the management of RAN elements identity, in order to establish secured communication among them. The actual identity of RAN elements is used to generate RAN element ID, which is to be used as local or global identifier for inter-elements communication at control plane, e.g., X2, E2 interfaces. The interface-specific identifier is recognized and secured by public-key based encryption and PKI with certificates centrally managed by Certificate authority (CA) [13]. Similar to the RAN element identity, UE identity is a logical identifier of UE that is known to RAN and CN in different senses, which correlates the UE with RAN service and policy. However, there are multiple identifiers of UE in the RAN network, due to the fact that the identity may not reflect the individual but an individual or a collection of individuals in a certain time and service model.

In the cellular network, a UE never has accessibility to other UE's physical address but a mobile number/IP address, interpreted by the CN functions, for integrity and security purpose. Note that D2D defined by 3GPP makes use of CN functions for control plane, but leaves user plane data to non-3GPP access network. It limits the P2P possibility because simply the UE does know the other UE's address and cannot verify the identity without contacting CN. Since the UE identity is only revealed and verified by CN, for instance, at Unified Data Management(UDM) of 5G Core, routing and

switching are only possible at higher-levels of the cellular networks. Under the proposed framework of BE-RAN, it will be associated with a global blockchain address as a global identity for both UE and the user, which can be associated to any UE identity usage within the RAN and CN, serving as an index for all rout-able physical addresses.

B. Blockchain and universal blockchain address

Blockchain or distributed ledger is a decentralized network organized by consensus agreed by all participants using a data type constructed by blocks of data linked by the previous block's hash [14]. Such data type hardens the data integrity with immutable and temper-proof records, which are ensured by the consensus of blockchain networks. Each participating node in the blockchain network keeps a copy of the ledger, with a new block of records committed by the consensus winning nodes. Each participant of the network is either the miner (committing node) who keeps the ledger and offering essential network support of the blockchain network, and the client who only request transactions from the miner node. All committing nodes are miners with the duty of keeping the network alive.

During the committing process of blockchain operation, the consensus is the core activity for all participating miners, with designated mechanisms. There are two major general types of consensus mechanisms (CMs), proof-based and voting-based [15]. A proof-based CM determines the ownership of the next mining opportunity by assessing the maximum proof-required items produced by every miner or miner group (in a statistical way), e.g., Proof of Work CM rewards the miner who has the largest computing power and Proof of Stakes CM rewards the longest and richest token holder. On the other hand, voting-based CMs are originated from fault tolerance mechanisms, where PBFT and RAFT are the most common types among them [16].

Blockchain address or wallet address is a self-generated string by hashing the public key of a key pair. The purpose of introducing blockchain address to the network and UE is to enable the interconnection of any individuals registered on the ledger, thanks to the association of a global blockchain-backed identity with a physical rout-able address.

In the recent effort of integrating blockchain into RAN, B-RAN [17] and C-RAN with blockchain (BC-RAN) [18], showed a comprehensive understanding of blockchain potential of RAN, where the value of trust-free and smart contracts are deeply acknowledged. However, the proposed BE-RAN did not assume trust on blockchain records, neither execute smart contracts for BE-RAN core functions: identity management and mutual authentication. Instead, the blockchain is taken as a medium of identity exchange, where the management is purely user-centric and zero-trust. With the identification exchanged over blockchain, BE-RAN conducts zero-trust mutual authentication over the unique blockchain-enabled routers and switch functions. As all essential functions of BE-RAN are agnostic to trust and smart contract functions, the additional features of them can be integrated into BE-RAN to provide various transversal expansions.

C. RAN security and Blockchain authentication

RAN elements have experienced the change from integrated base stations to 5G NR architecture[6], replacing the internal interfaces by interconnecting interfaces between all RAN elements. The interfaces require secured protocols to protect the RAN from outside attacks and ensure the connections are encrypted between every part of RAN. The current state of the art RAN opt-in PKI-based encryption and authentication solutions, and transferring the trust ground of elements into zero-trust framework by O-RAN alliance [13].

Blockchain kicks in RAN security with its unique features of decentralized authentication protocols, as the conventional PKI solution requires a centralized or federated CA as a trusted party to provide identity notary. As the CA is a third-party service and possesses the credential and privacy of users of PKI, it makes the CA a vulnerable target for malicious activities, and the communication outage with CA will result in catastrophic consequences for identity authentication and communication encryption.

To overcome the single point outage and privacy concerns, mutual authentication powered by the mechanism of the blockchain network is appealing to users and networks. By enabling blockchain in the network, the UE or element can easily request authentication with the known blockchain address of other side users or elements, and complete authentication by verifying the signature of both private keys.

Note that the cellular network security consists of UE security, RAN security and CN security, and the scope of BE-RAN covers UE and RAN prospects, with potential security aid to CN security.

D. Service billing

Service billing is the most basic incentive for operators to maintain the large-scale public communication network, and it is the core business of mobile network operators. In the traditional cellular network, service billing is processed in CN, counting the time of connection and the flow of data.

Blockchain is first introduced into reality in the name of Bitcoin, as a ground-breaking cryptocurrency. As the genesis of the first blockchain is all about currency, the blockchain is an ideal platform to carry out billing service to users who only consume resources at RAN side.

III. BLOCKCHAIN-ENABLED RAN

BE-RAN is a holistic approach to adapt the conventional RAN with decentralized focus enabled by novel identity management and mutual authentication, shown in Fig. 2. It is designed from deconstructing functions via top-down approach, as BE-RAN free the information which was only kept by CN at the top, but deployed with the construction of function by down-top approach, as the lower layers are all independently functional from upper-level elements in RAN and CN.

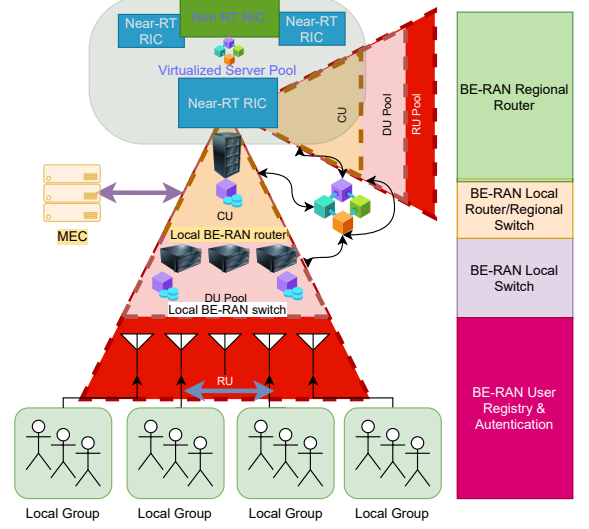


Fig. 2. BE-RAN architecture

The most fundamental part of BE-RAN is the identity management and mutual authentication, with the feasibility at UEs and their attach request during random access to RAN, without CN involvement. Once the UE registry is completed, BE-RAN is able to provide UEs with ad hoc network switching, in order to facilitate further UE to UE mutual authentication if reach of intended users is within the groups served by a DU, indicated as Local Group in Fig. 2, with benefits of privacy-enhanced and lower latency network. As for RAN elements, in the time advanced operation, they are known to each other not only by conventional RAN element ID and PKI-based credentials, but also blockchain address association in parallel, in case the attack on the CA or other PKI resources.

In the case of out of reach at Layer 2 DU, with viable interfaces to upper CU or DUs with in the same resource pool (of physical servers), BE-RAN encourages the traffic to be lifted to upper layer with BE-RAN specific packet header and configurations. At CU level, BE-RAN is able to couple with routing service and deploy firewalls and other traffic policies for reinforced security for both UE and RAN elements.

MEC joins the BE-RAN at network layer, with the filtration of MEC Blockchain Address (BC ADD or BC-ADD) bounded traffic, MEC interacts with all UEs and RAN elements following aforementioned procedures.

In the end, if the RAN runs the majority of the traffic in BE-RAN regime, it effectively becomes an Edge Network with the absence of CN. Having the BE-RAN characteristics recognized in RAN intelligent controller (RIC), Edge Network is able to perform more sophisticated service and policies to connected UEs and RAN elements, such as zero-rated service, QoS and QoE, etc.

A. Framework

The BE-RAN formation from the top level of RAN at RICs, and small clusters BE-RAN from lower-level RAN at DU and

CU, are illustrated in the following diagram of Fig. 2, in which BE-RAN is illustrated with local groups who share the same RU, DU pool and CU for basic RAN functional split option 7.2 defined by 3GPP. The blockchain usage spans over all BE-RAN elements of BE-RAN except RU, due to lack of coded information at RU PHY interface. The services of BE-RAN are roughly classed into four levels by starting with BE-RAN User/UE registry to local and regional switching, and routing.

The distributed BE-RAN architecture also takes advantages of virtualized hosting of logical RAN elements by making the blockchain node a communal node for all RAN logical units. It also benefits from RICs for policing and QoS potential by having influence to RIC and administration of control panel interface. It is worth pointing out that the communication link can be set up between UE-UE, UE-RAN element, RAN element-RAN element, etc., as long as the interfaces are given BC-ADDs. The framework suggested in this paper does not restrict the network topology neither the roles of users in more general considerations, but the paper is scoped to cover RAN as much as possible.

B. Entities and Functions

The service has primary three parts of entities: UE, RAN elements and blockchain node, which is integrated with UE and RAN elements. The blockchain node in the RAN is slightly different and more powerful than the one in UE, but they are the same distributed ledger with blockchain protocols. The RAN elements are detailed with RU, DU and CU explanation below.

- UE: defined as any UE with potential access capability to RAN. It runs a light-weight blockchain node, and fully capable of handling BE-RAN MAC frame, as seen in Fig. 4, and other BE-RAN defined packets, which are under development. A UE knows another UE's blockchain address as a trusted identity information, just the same way the mobile phone number is used in daily life. A UE is always with a physical address that are always connected to switches or routers (logically at RAN or physically at any network) if the UE is online.
- Blockchain node: defined as a logical blockchain node, hosted inside a UE or DU. It keeps a shared ledger with blockchain data structure and synchronization between other blockchain nodes of UE and DU. The blockchain node is synced up using the IP packet in normal operation, but also operational during MAC frame registration service, where the capability is limited. However, the blockchain node should be considered as an application layer service with data read and write at MAC layer.
- RU: defined as the physical radio unit with radio interfaces at Layer 1, the common functions of RU are receiving (decoding) and transmitting (coding) IQ sampled data from and to the radio front end, and with other functions defined in RAN functional split option 7.2, defined by 3GPP.
- DU: defined as a logical unit that serve the middle-haul data to CU and process fronthaul data from RU. It contains MAC and RLC protocols at Layer 2. The physical

form of DU is restricted to COTS computing hardware, as the blockchain node service requires universal computing capacity for the ease of integration. In most cases, it follows RAN lower layer split option 7.2 for the rest of functions[12].

- Blockchain Address (BC ADD or BC-ADD): is a short form of blockchain wallet address, where each user generates its own wallet address by hashing their public keys. It is the main item and identity that the ledger records, and used as the public anonymous identity of the user both globally and locally. During the initial exchange of BC-ADD between contacts, the BC-ADD should be treated as a secret via secured channels, and only known to trusted recipient to avoid spoofing.
- Blockchain-enabled Switch (BE-RAN Switch, BE-switch): is a modified switch, which reads the BE MAC Frame, matches with existing blockchain registration of paired BC-ADD and MAC ADD on the MAC layer.
- Blockchain-enabled Router (BE-RAN Router, BE-router): is a modified router, which reads the BE packet on the network layer, forwarding the traffic referencing to existing blockchain registration of paired BC-ADD and IP address.

C. Stakeholders and intended services

- A user is defined as a UE or RAN element with blockchain client (BE-UE), signed in with a blockchain wallet address open to public/internal networks. Paging will be enabled using blockchain directory by switching and routing service, as seen in Fig. 2.
- Existing RAN elements play the role of miners, communicate and sync using interconnect interface, e.g., X2/E2, in order to host a functional network.
- Mutual authentication is achieved by signing and verify the private keys and signatures of both BC-ADD holder.
- The privacy-preserving feature is done by the anonymous blockchain address and its association with the actual global/temporary physical address, such as, MAC address and IP address.
- The routing and switching service of BE-RAN is achieved by UE attachment encapsulation above MAC and Network Layer. Switching service is achieved by the altered frame structure, illustrated in Fig. 4.
- In the case of billing service is enabled across the service, its balance can be checked easily either in account model or UTXO model, where the token is inclusively generated by mining activities of the blockchain miners.
- We use the blockchain address and its balance to determine if the user is a legitimate user of the BE-RAN.

IV. BE-RAN SECURITY AND PRIVACY-PRESERVING COMMUNICATION

A. Mutual Authentication

Mutual authentication indicates the two individuals authenticate each other at the same time before transmitting any data [19]. BE-RAN mutual authentication takes full advantages of blockchain features, by binding the (global) BC ADD with the

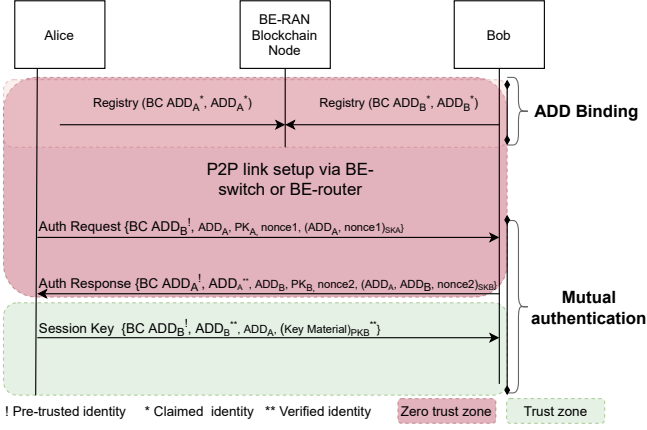


Fig. 3. Mutual authentication of BE-RAN

actual (local and temporary) UE addresses (ADD), the mutual authentication is user-centric with their independent identity management, and it is an inclusive solution in addition to traditional mutual authentication, which is through the CN or third-party PKI [20], e.g., password-based scheme and certificate-based scheme. The distributed mutual authentication facilitates not only authentications at RAN, but also applies to wider application scenarios, with the power of distributed identity management.

The BE-RAN mutual authentication overcomes the needs of third-party trust while maintaining strong identity security among peers. As stated earlier, the relationship between public key (PK) and BC ADD is one way, where the BC ADD is obtained by hashing its PK, which is a de facto way of blockchain address generation, hence the recipient can easily verify the legitimacy of proclaimed binding BC ADD and ADD by checking the sender's PK. Since the hashing of PK is one-way, it is hard to fake a blockchain address if the PK is known, vice versa. Furthermore, the PK is verified by checking the signature from the sender, hence authenticate the identity of one side. Detailed BC ADD and ADD binding is illustrated in Fig. 3's registry message.

Since the claimed bindings of $BCADD$ and ADD cannot be convinced due to zero-trust model, a second step authentication is required. Although each UE/RAN element registers the binding to the BE-RAN blockchain node and are learned by BE-switch/router, this binding cannot be trusted without mutual authentication. The authentication is executed between two UEs/elements to authenticate each other's binding and generates the session key to secure following end-to-end communication. The detailed procedures are as shown in Fig. 3 with the mutual authentication between Alice and Bob.

1) Alice \rightarrow Bob: Authentication Request

$$\{BCADD_B^!, ADD_A^{**}, PK_A, nonce1, (ADD_A, nonce1)_{SK_A}\}$$

Alice sends the pre-trusted $BCADD_B$, its address ADD_A , its public key PK_A , and a random number $nonce1$ with a signature of $(ADD_A, nonce1)$ by using

its private key SK_A to Bob. The $nonce1$ is introduced to prevent multiple types attacks on integrity and prevent man-in-the-middle threats.

2) Bob \rightarrow Alice: Authentication Response

Upon reception of Authentication Request from Alice in 1), Bob first checks if $BCADD_A$ can be derived by the claimed PK_A . If it is a match with pre-trusted $BCADD_A$, the claimed PK_A belongs to $BCADD_A$. Then, Bob uses PK_A to verify the signature signed by Alice's private key noted by SK_A , to check if the decrypted $nonce1$ from the signature is equal to the claimed $nonce1$, to prevent replay attack, so is the ADD_A .

Once the authentication of Alice is done, Bob can believe this message is from $BCADD_A$ because of matched records in both plain text and encrypted text signed by Alice's private key.

Then, Bob constructs Authentication Response to Alice.

$$\{BCADD_A^!, ADD_A^{**}, ADD_B, PK_B, nonce2, (ADD_A, ADD_B, nonce2)_{SK_B}\}$$

3) Alice \rightarrow Bob: Session Key Confirmation

After received Authentication Response from Bob, detailed in 2), Alice checks if this message is from Bob by validating PK_B and $BCADD_B$, with one more verification of ADD_B by comparing the plain text and decrypted ADD_B from SK_B encrypted message. Then, it chooses a session key or generates a session key by using the $nonce1$ and $nonce2$ for key negotiation, and sends the session key confirmation message to Bob.

$$\{BCADD^!, ADD_B^{**}, ADD_A, (KeyMaterial)_{PK_B^{**}}\}$$

4) Once the session key has been exchange, a secured communication channel is set up with proposed mutual authentication protocol.

By completing mutual authentication without the third-party involvement, the privacy of users are kept to their own with easy identity management, as the blockchain address can be kept as a mobile phone number or email address in the era of decentralization.

BE-RAN mutual authentication is a great help to solve the identity crisis in cybersecurity, and communication security. RAN elements with BE-RAN can easily verify other RAN elements within or among other RAN networks, as the RAN elements are now global authenticated. A great use case of it would be stopping fake base station. Once the UE has a list of trusted base stations from a trusted blockchain ledger maintained by communities and MNOs (the temper-proof and consensus will ensure the correctness of record), it will never connect to a fake base station.

B. Independent RAN operation and alternative billing on RAN

As indicated in the proposed framework, while the most traffic happens internally, the RAN is solely operating on its own with most service capability, such as voice/data service

for the general public. It becomes a new operation model for MNOs and private or even virtual MNOs.

Most importantly, BE-RAN enables D2D communication been authenticated more locally than ever, as 3GPP defined D2D communication requires CN involvement due to the security concerns on identity authentication.

Billing on RAN usage ideally resides on the blockchain function, where the operators may choose to make BE-RAN with tokens that universal to all stakeholders, with strong initiatives opening up the sharing of RAN to other MNOs and private sectors. BE-RAN opens up new business models that will thrive both MNOs and their customers.

C. Privacy-preserving P2P communication by RAN

P2P communication was introduced earlier with the conclusion that the real P2P was hardly feasible among Internet and current communication infrastructure, neither privacy-preserving. Every time, there is an E2E communication, the OTP/internet service providers will always know the traces of two parties with their true identity entry at ISP/MNO for regulation purposes. Taking the example of bitcoin network [14], due to the necessity of central routing service or third-party discovery, e.g., DNS and peer discovery, to look up IP addresses, such bitcoin communication is E2E communication supported by Peer-to-Peer network over Internet infrastructure, which indicates that bitcoin network as a Peer-to-Peer network is built upon the centralized communication network model and infrastructure. It leaves the network vulnerability and privacy concerns to end uses, as the discovery of a user relies on other peers in the network.

To tackle the ground challenges of privacy, BE-RAN provides users with strong confidence in their anonymity on the communication they are about to set up. First of all, the authors fully agree the regulator should have the chance to access to real world identity of any subscriber for law enforcement and criminal investigation if the jurisdiction asks so. However, there are huge risks of privacy breaches when the records are not managed accordingly or misused by authorities and individuals.

Secondly, BE-RAN employs user-centric identity management, meaning there is no risk of keeping a vulnerable identity database on any machine. A User only uses blockchain address to contact each other and the record kept by users is a name of the contact and his BC ADD, nothing else. No other authorities/agencies have touches on the whole picture of identity anymore, as the physical address is only used when the user-self claims it, and changes it at will. Last but not least, the mutual authentication integrates key negotiation and other crypto-suites to set up E2E encryption once the handshakes are done.

The above measures give user confidence in privacy and rise the difficulty for regulation. As a new service for operators, regulation cannot be ignored against national and international laws. If MNOs configure their RAN elements to only accept a list of BC ADD or IMEI, and make Know-Your-Customer (KYC) registration compulsory for users, it regulates the user from malicious and illegal activities, for community/national interest.

V. BE-RAN FOR EMERGENCY SERVICE: A CASE STUDY

BE-RAN has the potential to be the backbone of emergency service, with user-centric identity with mutual authentication, and Layer 2 Blockchain-enabled switch (BE-switch) integrated with DU. We have simulated an emergency situation, i.e., natural disasters, construction accidents, etc., when the RAN has lost its connections between CU and DU, also between RAN and CN. DU, as a distributed unit has a greater survival rate with its connected RU, its radio unit, compared to the connection of CU and DU, and CU to CN, since the number of physical connections are taking into account.

A. DU Subnet Architecture

The architecture of the proposed BE-RAN consists of only UE and RAN with RU and DU. However, the architecture of BE-RAN should also work with added CU. In the BE-RAN design, CN is excluded from architecture for standalone RAN service with blockchain. However, the CN can well blend with BE-RAN and take advantages of all security and billing features empowered by blockchain.

In a normal operation of BE-RAN, a UE follows the random access protocols in order to attach to a RU. However, due to the broken uplink to the CU and CN, the normal authentication cannot be conducted by CN. Hence, the UE needs to specify the required access during random access procedures. For ease of understanding, there are 8 steps from a UE calling another UE in Fig. 4, following mutual authentication protocols described in Fig. 3. And one additional step to exchange UE's encrypted or plaintext BC ADD outside the BE-RAN workflow is required. The overall message flow is detailed in Section V-B where the extra steps for mutual authentication are omitted.

- UE initiates the service and attach to RU, as shown in step 1 of Fig. 4 and the RU sends the PHY towards DU, in step 2.
- The DU reads the MAC ADD of UE and also the BC ADD from the header of BE MAC frame, and pass them to blockchain node, as shown in step 3.
- BC node writes the UE BC ADD and MAC ADD binding as UE identity to the blockchain ledger to facilitate further UE authentication, in step 4.
- Blockchain-enabled switch looks up the switch table to set up the channel between the initiating UE and requested UE (if the record has been registered), in step 5.
- Once a valid record pair has been linked by the BE-switch, the BE-switch starts to forward the MAC frame to the requested UE via DU and RU, as illustrated in step 6a and 7a. However, if the MAC address is not locally reachable but via a bridge to other DU domain, the BE-switch forward the packet to the bridge and then the destination DU and RU, to the destination UE, via step 6b, 6c and 7b.
- Once the destination RU receives the valid control message from DU to forward the packet, the RU will start the BE-RAN service with designated UEs, as shown in step 8.

B. Message flow

The message flow between UEs, RUs, DU BC node and DU BE-switch are illustrated in Fig. 5.

Before the BE-RAN message, UE's blockchain address is known to the contacts, by exchanging it through a secured channel, e.g., D2D, encrypted emails, messaging Apps, Bluetooth, WiFi direct, etc. The general assumption and requirement of BC ADD are that the sender should have the correct recipient BC ADD. Users have the responsibility to keep the BC ADD confidential to prevent malicious attacks of UE BC ADD spoofing even though the spoofing will be prevented by BE-RAN mutual authentication, but wasting blockchain resources.

UE sends attach message 1 (msg 1) to RU, and initiate BC ADD binding with its MAC ADD. The registry is carried by msg 2, and the blockchain node of DU updates its record and syncs up with UE node in the later stage, as indicated by msg 3. Once the registry is complete, the DU BC node notify RU and UE with the success notification via msg 4 and msg 5.

Upon the reception of success notification, UE sends out connect request in msg 6 to BE-switch, and BE-switch looks up its records of BC ADD and MAC ADD bindings to offer switch service to UE, represented by msg 7. The following control message of msg 8, which also includes steps 1-5 for registry purpose, reaches destination UE and finishes the first handshake. Once the link is ready, the destination UE will page the source UE to confirm the success of connection via msg 9 and msg 10, and the link will be ready for the next steps, including authentication and session key establishment, etc.

VI. CHALLENGES AND FUTURE WORK

A. Widening the scope of BE-RAN mutual authentication

As a protocol designed for BE-RAN mutual authentication, it also works in any network with appropriate blockchain integration. It means that the third-party trust can be perished with no effort, a great aid to PKI based security architecture, as long as the blockchain ledger is synchronized across the network. The two-phases zero-trust model can be a good practice of distributed identity management and authentication.

With the help of BE-RAN mutual authentication, the challenge of running blockchain across the network is unavoidable, and the throughput and latency will bring new challenges to the scalability and performance of authentication protocol.

Indeed, the blockchain was chosen as an ideal medium for the proposed work, however, the search for other alternative distributed ledger technology may open a new door to large scale mutual authentication, with the breakthrough of throughput.

B. Blockchain node span on low layer element

Blockchain was seldom considered to be viable on lower layers of OSI model, e.g., MAC Layer and Network/Transport Layer [14], as the current state-of-the-art blockchain protocols stacks live on the application layer, with most of encryption suites only available to high level applications.

In BE-RAN operation model, there is a range of services available to users at different layers. It is an educated guess that the CU has full capability operate blockchain node in its full function, hence no concerns of service degradation if CU is available. However, if the DU is restrained to a non-universal computing architecture, an integration of blockchain node maybe difficult for such device, hence the service degradation is imminent, though the BE-RAN frame is completely backward compatible with any ordinary Ethernet switch or DU.

C. BE-RAN switching

BE-RAN requires a blockchain-enabled switching mechanism as indicated in Fig. 4, hence the integration of BE-switch is necessary for the normal operation of BE-RAN at MAC layer. The current configurable switch with open sources and license should have everything needed for BE-RAN operation, but a detailed switch protocol and standardization should be considered with high priority. A potential MACsec patch can be achieved using BE-RAN architecture and mutual authentication.

D. BE-RAN routing

Having the switch is not enough to reach a wider range of UEs and RAN elements, therefore the routing at higher network layers is also necessary for expanding the capacity of BE-RAN. The major challenge is the compatibility of BE-RAN packets and the ability to pass on blockchain synchronization messages with solely modified preambles of packets, meaning the synchronization is done automatically through the network handshakes. And the integration of BE-RAN protocols on existing routers is challenged by hardware adoption and backward compatibility. As BE-RAN packet becomes an extra field in the packet, it can also contribute to IPsec, as an improvement on IPsec authentication methodology.

A detailed routing mechanism and protocol is under development with careful consideration given to security and performance.

E. BE-RAN QoS and billing

Enabling the network function of BE-RAN is the first step of BE-RAN operation, to couple with breach of user-centric fair-use policy, a higher-level supervision of network health and the management of traffic quality and experienced are scoped in the BE-RAN architecture and awaits further work. The actual deployment model of QoS of BE-RAN may happen at any layer of RAN elements, not inclusive for RAN elements but UEs as well. With the user-centric methodology in mind, a punishment and incite can be easily performed on the blockchain with consensus done by quorum, e.g., MNOs, leased RAN maintainers, other majority UEs, by banning or denying the access of certain UE/element from further registration on blockchain.

Since the blockchain nodes require computing and communication resources for network maintainable, it is reasonable to charge the user when they declare address bindings on

the blockchain, and charges them more when the actual communication traffic happens on RAN. The integrated billing is viable in BE-switch and BE-router, with additional service charges happens at RICs.

VII. CONCLUSION AND INSIGHTS

The proposed blockchain-enabled radio access network has full potential to be a decentralized privacy-preserving P2P communication system with secured identity management powered by mutual authentication.

It enables the RAN to operate without the involvement of CN, and boasting the eco-system of distributed and decentralized communications and applications from the edge network to D2D applications. With the further development of BE-RAN switch and router, new operation models for mobile network operators are rising from the dawn of the decentralization age.

As the RAN evolution has taken place at O-RAN alliance, the trend of taking blockchain for its security and distributed alternative architecture is evident. Open RAN with O-RAN alliance will make most of the benefits offered by blockchain and makes it future proof with limitless applications.

REFERENCES

- [1] C.L.I, C. Rowell, S. Han, Z. Xu, G. Li, and Z. Pan, "Toward green and soft: A 5G perspective," *IEEE Communications Magazine*, vol. 52, no. 2, pp. 66–73, 2014.
- [2] Y. Sun, L. Zhang, G. Feng, B. Yang, B. Cao, and M. A. Imran, "Blockchain-enabled wireless internet of things: Performance analysis and optimal communication node deployment," *IEEE Internet of Things Journal*, 2019.
- [3] D. Yu, W. Li, H. Xu, and L. Zhang, "Low Reliable and Low Latency Communications for Mission Critical Distributed Industrial Internet of Things," *IEEE Communications Letters*, pp. 1–1, 2020. [Online]. Available: <https://ieeexplore.ieee.org/document/9184829/>
- [4] C.L.I, S. Kuklinski, T. C. Chen, and L. L. Ladid, "A perspective of o-ran integration with mec, son, and network slicing in the 5g era," *IEEE Network*, vol. 34, no. 6, pp. 3–4, 2020.
- [5] A. Rostami, "Private 5G Networks for Vertical Industries: Deployment and Operation Models," in *2019 IEEE 2nd 5G World Forum (5GWF)*, 2019, pp. 433–439.
- [6] 3GPP, "5G; NG-RAN; Architecture description (Release 15)," Tech. Rep., 2018. [Online]. Available: <https://portal.etsi.org/TB/ETSIDeliverableStatus.aspx>
- [7] China Mobile Research Institute, "C-RAN: the road towards green RAN," Tech. Rep., 2011.
- [8] C.L.I, S. Han, Z. Xu, S. Wang, Q. Sun, and Y. Chen, "New Paradigm of 5G Wireless Internet," *IEEE Journal on Selected Areas in Communications*, vol. 34, no. 3, pp. 474–482, 2016.
- [9] E. Westerberg, "4G/5G RAN architecture: How a split can make the difference," *Ericsson Review (English Edition)*, vol. 93, no. 2, pp. 52–65, 2016.
- [10] H. Xu, P. V. Klaine, O. Onireti, B. Cao, M. Imran, and L. Zhang, "Blockchain-enabled resource management and sharing for 6G communications," *Digital Communications and Networks*, vol. 6, no. 3, pp. 261–269, aug 2020. [Online]. Available: <https://linkinghub.elsevier.com/retrieve/pii/S2352864820300249>
- [11] L. Zhang, A. Farhang, G. Feng, and O. Onireti, Eds., *Radio Access Network Slicing and Virtualization for 5G Vertical Industries*. Wiley, 2020.
- [12] O-RAN Alliance, "O-RAN-WG1.OAM-Architecture-v02.00," Tech. Rep., 2020. [Online]. Available: <https://www.o-ran.org/specifications/O-RANArchitectureDescription2.0>
- [13] A. Zvarico and S. Jeux, "The O-RAN ALLIANCE Security Task Group Tackles Security Challenges on All O-RAN Interfaces and Components," 2020. [Online]. Available: <https://www.o-ran.org/blog/2020/10/24/the-o-ran-alliance-security-task-group-tackles-security-challenges-on-all-o-ran-interfaces-and-components>
- [14] S. Nakamoto, "Bitcoin: A peer-to-peer electronic cash system," Tech. Rep., 2008. [Online]. Available: <http://www.bitcoin.org/bitcoin.pdf>
- [15] B. Cao, Y. Li, L. Zhang, L. Zhang, S. Mumtaz, Z. Zhou, and M. Peng, "When Internet of Things Meets Blockchain: Challenges in Distributed Consensus," *IEEE Network*, p. 1, 2019.
- [16] H. Xu, L. Zhang, Y. Liu, and B. Cao, "RAFT based Wireless Blockchain Networks in the Presence of Malicious Jamming," *IEEE Wireless Communications Letters*, pp. 1–1, 2020. [Online]. Available: <https://ieeexplore.ieee.org/document/8982036/>
- [17] X. Ling, J. Wang, Y. Le, Z. Ding, and X. Gao, "Blockchain Radio Access Network Beyond 5G," *IEEE Wireless Communications*, vol. 27, no. 6, pp. 160–168, 2020.
- [18] W. Tong, X. Dong, Y. Shen, and J. Zheng, "BC-RAN: Cloud radio access network enabled by blockchain for 5G," *Computer Communications*, vol. 162, pp. 179–186, 2020. [Online]. Available: <http://www.sciencedirect.com/science/article/pii/S0140366420319071>
- [19] C. Wang and J. Feng, "A Study of Mutual Authentication for P2P Trust Management," in *2010 Sixth International Conference on Intelligent Information Hiding and Multimedia Signal Processing*, 2010, pp. 474–477.
- [20] Y. Sun, J. Cao, M. Ma, Y. Zhang, H. Li, and B. Niu, "Eap-ddba: Efficient anonymity proximity device discovery and batch authentication mechanism for massive d2d communication devices in 3gpp 5g hetnet," *IEEE Transactions on Dependable and Secure Computing*, 2020.