

A Missing Data Imputation Method for 3D Object Reconstruction using Multi-modal Variational Autoencoder

Hyeonwoo Yu and Jean Oh

Abstract—For effective human-robot teaming, it is important for the robots to be able to share their visual perception with the human operators. In a harsh remote collaboration setting, however, it is especially challenging to transfer a large amount of sensory data over a low-bandwidth network in real-time, e.g., for the task of 3D shape reconstruction given 2D camera images. To reduce the burden of data transferring, data compression techniques such as autoencoder can be utilized to obtain and transmit the data in terms of latent variables in a compact form. However, due to the low-bandwidth limitation or communication delay, some of the dimensions of latent variables can be lost in transit, degenerating the reconstruction results. Moreover, in order to achieve faster transmission, an intentional over compression can be used where only partial elements of the latent variables are used. To handle these incomplete data cases, we propose a method for imputation of latent variables whose elements are partially lost or manually excluded. To perform imputation with only some dimensions of variables, exploiting prior information of the category- or instance-level is essential. In general, a prior distribution used in variational autoencoders is achieved from all of the training datapoints regardless of their labels. This type of flattened prior makes it difficult to perform imputation from the category- or instance-level distributions. We overcome this limitation by exploiting a category-specific multi-modal prior distribution in the latent space. By finding a modal in a latent space according to the remaining elements of the latent variables, the missing elements can be sampled. We evaluate the proposed approach on the 3D object reconstruction from a single 2D image task and show that the proposed approach is robust against significant data losses.

I. INTRODUCTION

When a human operator is teaming with robots in a remote location, establishing a shared visual perception of the remote location is crucial for a successful team operation. Particularly, object recognition is a key element for semantic scene reconstruction and object-oriented simultaneous localization and mapping (SLAM) [1], [2], [3], [4], [5]. In this paper, we focus on the camera-based approaches for representing 3D object information [6], [7]. An object can be defined in terms of various characteristics such as the scale, texture, orientation, and 3D shape. In general, these disentangled features follow non-linear and intractable distributions. With the recent development of 2D and 3D Convolutional Neural Network (CNN) architectures, it is achievable to map 2D images to such complex object features. Especially, a number of methods have been proposed for 3D shape inference that humans can intuitively recognize as well [8], [9], [10], [11], [12], [13].

Hyeonwoo Yu and Jean Oh are affiliated with the Robotics Institute of Carnegie Mellon University, Pittsburgh, PA 15213, USA {hyeonwoy, hyaejino}@andrew.cmu.edu

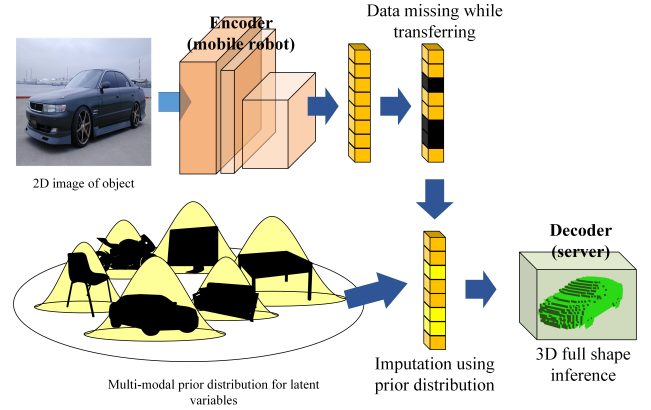


Fig. 1. An overview of the proposed method. We train VAE with a multi-modal prior distribution. By using the intact elements of the transmitted vector and the prior, we can find the correct modal to perform imputation. The supplemented vectors can be subsequently converted to a 3D shape by the decoder.

The use of the autoencoder (AE) has been particularly successful where latent variables compressed from the 2D observation by the encoder can be converted to the 3D shape using the decoder [14], [15], [16], [17], [18].

In the remote human-robot teaming context, it is challenging to support real-time sharing of visual perception from a robot in a limited communication environment as the amount of visual sensory data is significantly larger when compared to that of wave, text, or other 1D signals. In this case, the observed 2D images of objects can be compressed to a 1D latent vector by using the encoder embedded on an on-board computer of a robot. With this characteristic, the AE structure can be adopted for data compression and data transmission to address the bottleneck issue in the communication network. Rather than transmitting the entire 2D or 3D information, telecommunication can be performed more efficiently in real-time by transmitting only the compressed vectors. These vectors can easily be disentangled to the 3D shape by the decoder on the remote human operator's end.

In this paper, we further address a challenge of handling missing data during transmission. In the case that the communication condition is unstable, some elements of the compressed vector can be lost. Another case is that some elements of the vector can be intentionally excluded to perform over compression in order to achieve faster data transferring.

To address these missing data issues, we propose an approach that considers not the latent space for the entire datapoints, but category-specific distributions for the missing data imputation task. Specifically, we exploit the idea of

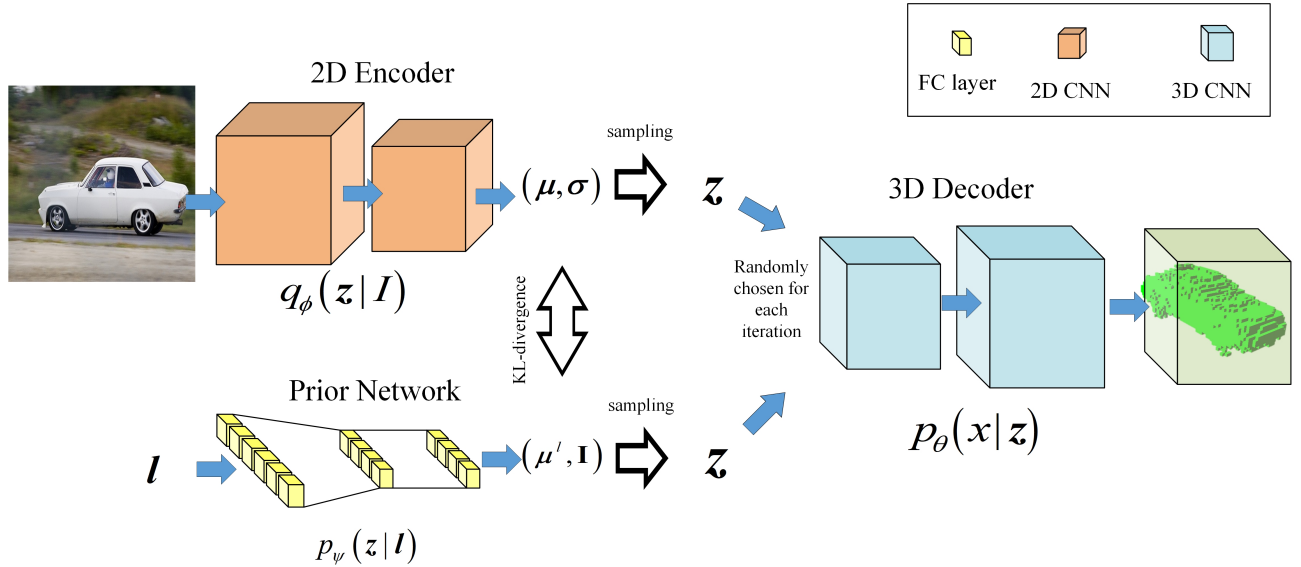


Fig. 2. An overview of the proposed network. During training, the prior network is also trained that represents a multi-modal prior distribution. The encoder can be equipped on a remotely operating robot, while the prior network and 3D decoder are utilized in the base server for a human operator. Each dimension of the latent space is assumed to be independent to each other so that target modal of prior distribution can be found by exploiting only a subset of the elements of the latent variable. We can, therefore, perform the element-wise imputation of corrupted or over-compressed vectors.

category-specific multi-modal prior for VAE [14], [15], [19]. After training, the closest modal to the latent variable whose dimension is partially lost can be found, which denotes the label of the latent vector. By sampling the missing elements from that modal, missing data imputation can be performed. In other words, we can consider the characteristics of a specific category or instance while performing imputations.

For robust imputation, some elements of the latent variable are exploited to find the modal to which the object belongs. Each dimension is assumed to be independent in latent space, and each element is trained to be projected onto a category-specific multi-modal distribution, i.e., our purpose is to train the network for element-wise category clustering. The latent vector is restored from the imputation process by finding the correct modal even with partial elements of the incomplete latent variable. These restored latent variables can be converted to the fully reconstructed 3D shapes by the decoder.

An overview of the proposed method is shown in Fig. 1. The proposed method is proceeded as follows: first, imputation for the missing elements is performed by using a specific prior of the object label. Second, 3D shapes of the object are reconstructed from the retrieved latent variables using the decoder that are familiar to the latent variables as well as prior distributions.

Our method can be applied to 3D shape estimation robustly against both the data loss due to unstable networks and the partial omission due to arbitrary compression. Based on our experiments on the Pascal3D dataset [20], the proposed method is able to retrieve intact 3D shapes even when more than a half of the data have been lost.

II. RELATED WORK

For the 2D-3D alignment, diverse techniques using AE structure have been studied [14], [15], [16], [17], [18]. In this

case, the encoder is composed of 2D convolutional layers to represent an observed 2D image into an abstract latent space, whereas the decoder consists of 3D convolutional layers to estimate the 3D shape from the latent space. Here, each pair of 2D encoder and 3D decoder shares an intermediate vector. In other words, these structures share the latent variables with each other, enabling the 2D-3D projection through the shared latent space. In this way, latent variables compressed from the 2D observation by the encoder can be converted to the 3D shape using the decoder. We exploit such a characteristics of the AE structure to adopt it for data compression and data transmission specifically under a harsh network condition.

For the benefit of faster data transfer, over compression can be performed, omitting partial data. For the case of the intentional over compression of latent variables, other dimensional reduction techniques such as Principal Component Analysis (PCA) have been applied [21], [22], [23]. In this case, however, the decoder trained with the encoder still focuses on the shared latent space which makes it challenging to apply such a decoder to the new latent space given by the other dimensional reduction methods. To cope with both accidental or intentional loss cases, it is desirable to make the AE to perform on the latent variables robustly against missing elements as well.

Generally, in the AE, the latent space is determined by the distribution of the dataset. Intuitively, a sampling-based method in a latent space can be used to perform imputation of the missing element [24], [25], [26], [27]. The main concern here is that the distribution of the latent space is hardly represented as a closed form, so it is inevitable for the actual imputation approximation to utilize the statistical approaches such as using the average of latent variables. In the case of variational autoencoder (VAE), a prior distribution for a latent space can be manually defined during the training

time [28]. Since the distribution is generally assumed to be isotropic Gaussian, imputation can be performed by sampling from the prior distribution for the missing elements. By using this aspect that a generative model has a tractable prior distribution, many studies of missing data imputation have been conducted in various fields [29], [30], [31].

Even with a generative model such as VAE applied, it still remains challenging to handle missing data. Due to the characteristic of object-oriented features, category- or instance-level characteristics are highly correlated to 3D shape reconstruction. Based on this intuition, we build our approach.

III. APPROACH

In order to perform data compression for 2D-3D estimation, we can use AE or generative models such as VAE, for projecting a 2D image of an object into a latent space which is shared with the 3D shape decoder. The compressed latent vector can be converted to the 3D shape of the object by the decoder.

In certain cases, the latent variable might be corrupted during transmission by losing arbitrary elements of the vector. For instance, when transmitting such a compressed 1D latent vector from a remote robot (encoder) to the server (decoder), some of the elements being transmitted can be lost due to a communication failure. Meanwhile, there is also a case in which it is necessary to achieve faster transmission at the cost of incomplete data, e.g., by further reducing the dimension of the data representing the latent variable. In these data loss cases, the decoder should be able to perform robust 3D reconstruction from the latent variable whose elements are partially missing.

To accomplish a robust reconstruction, it is desired to restore the distorted latent variables. The prior for a latent space can be learned for a generative model, and then missing element imputation can be performed using this prior. To meet these needs, we propose a method of missing data imputation for 3D shapes by retrieving missing elements from the prior distributions.

A. Prior Distribution for Missing Data Imputation

For the object representation, let I and \mathbf{x} denote the observed 2D image and its 3D shape, respectively; let \mathbf{z} be the N dimensional latent vector transmitted from the encoder. Assume that some of the elements of \mathbf{z} might have been lost while transmission, or excluded for further compression.

In order to retrieve an accurate 3D shape from such incomplete data dimensions, AE or vanilla VAE can be exploited. When the incomplete vector is simply inputted into the decoder, however, it is hard to expect an accurate result as the decoder has been trained for the complete latent space. In order to approximately retrieve the incomplete latent variable, missing elements can be compensated for by sampling from the latent space. In AE, however, there is not enough prior information that can be leveraged to restore the missing data as the AE does not prescribe the

prior distribution of latent space. Meanwhile, in the case of vanilla VAE, the prior is assumed to be isotropic Gaussian. Since we assume a specific prior distribution of the latent variables for the training data, we can approximately have the distributions of 3D shape \mathbf{x} as follows:

$$\begin{aligned} p(\mathbf{x}) &= \int p_{\theta}(\mathbf{x}|\mathbf{z}) p(\mathbf{z}) d\mathbf{z} \\ &\simeq \frac{1}{N} \sum_{\mathbf{z}_i \sim p(\mathbf{z})}^{i=N} p_{\theta}(\mathbf{x}|\mathbf{z}_i) \end{aligned} \quad (1)$$

where $p(\mathbf{z}) = N(\mathbf{z}; 0, \mathbf{I})$ representing the latent space of vanilla VAE. Inspired by this, missing elements can be retrieved by sampling from $p(\mathbf{z})$ for the incomplete latent variable. Here, the average of the sampled latent variables is zero as the prior distribution is defined as isotropic. We, therefore, can approximately perform data imputation for the latent variable with missing elements as the following:

$$\mathbf{z}^{imp} = \begin{cases} z_i^{imp} = 0, & \text{if } z_i^{miss} = \text{None} \\ z_i^{imp} = z_i^{miss}, & \text{else} \end{cases} \quad (2)$$

where \mathbf{z}^{miss} is the transmitted vector with missing elements; \mathbf{z}^{imp} , the retrieved vector by imputation; and i , the element index of vector \mathbf{z} . *None* denotes that the element is missing or excluded.

In this case, the imputation result only concerns the distribution of the entire latent space, as it is hard to know the distributions of each datapoint. Due to this reason, the category-level shape retrieval becomes challenging. To achieve the prior knowledge of category or instance, we exploit the multi-modal prior distribution according to the category label of each object. This prior can be denoted as:

$$p_{\psi}(\mathbf{z}|\mathbf{l}) = N(\mathbf{z}; \boldsymbol{\mu}(\mathbf{l}), \mathbf{I}), \quad (3)$$

where \mathbf{l} is the category label of the object. The prior distribution is multi-modal prior, and it can be represented as the conditional distribution of the label as in Eq. (3). Here, $\boldsymbol{\mu}(\mathbf{l})$ is the function of the label \mathbf{l} . Then, the target distribution of 3D shape $p(\mathbf{x})$ can be represented as:

$$\begin{aligned} \log p(\mathbf{x}) &\geq -KL(q_{\phi}(\mathbf{z}|\mathbf{I}) || p_{\psi}(\mathbf{z}|\mathbf{l})) \\ &\quad + \mathbb{E}_{\mathbf{z} \sim q_{\phi}} [\log p_{\theta}(\mathbf{x}|\mathbf{z})]. \end{aligned} \quad (4)$$

By defining category-specific prior distribution, we can choose the closest modal only with partial element of a latent variable and perform imputation as follows:

$$\mathbf{z}^{imp} = \begin{cases} z_i^{imp} = \mu_i^{near}, & \text{if } z_i^{miss} = \text{None} \\ z_i^{imp} = z_i^{miss}, & \text{else} \end{cases} \quad (5)$$

where μ^{near} is the mean of the closest modal to the latent variable \mathbf{z}^{miss} . In the case of VAE, variational likelihood $q_{\phi}(\mathbf{z}|\mathbf{x})$ approximates the posterior $p(\mathbf{z}|\mathbf{x}, \mathbf{l})$. The networks are trained to fit the variational likelihood to the prior distribution as in Eq. (4), the prior distribution also approximates the posterior to some extent. Consequently, when the modal $p_{\psi}(\mathbf{z}|\mathbf{l})$ is chosen correctly, it also means that the conditional posterior $p(\mathbf{z}|\mathbf{x}, \mathbf{l})$ is also chosen well, which leads to the

correct imputation. Once the latent variable is retrieved properly using the prior, the 3D shape can be estimated using the decoder trained on the latent space.

B. Modal Selection

The key of retrieving the incomplete vector is to find the prior modal corresponding to the original latent variable. According to the mean field theorem, each dimension of the latent space can be assumed to be independent. Therefore, for the incomplete latent variable z , optimal label l^* corresponding to the original z can be found by comparing the modal of the prior in element-wise manner as follows:

$$\begin{aligned} l^* &= \underset{l}{\operatorname{argmax}} \prod_{z_i^{\text{miss}} \neq \text{None}} p(z_i = z_i^{\text{miss}} | l_i) \\ &= \underset{l}{\operatorname{argmin}} \sum_{z_i^{\text{miss}} \neq \text{None}} |z_i^{\text{miss}} - \mu_i|^2 \end{aligned} \quad (6)$$

In other words, the category- or instance-level classification is performed only with those elements where the latent variable is not missing and a multi-modal prior. Since we assume that each modal of the prior is Gaussian, summations of the element-wise distance are calculated and compared. In order to make this approach hold, each modal of the prior distribution in the latent space should be separated from each other by a certain distance threshold or more. To meet this condition, we give an additional constraint between two different labels l^j and l^k while training multi-modal VAE as in [14], [15], [19]:

$$|\mu(l^j)_i - \mu(l^k)_i| > \sigma, \forall i, j, k, j \neq k \quad (7)$$

From Eq. (7), each dimension of the latent space follows an independent multi-modal distribution, and each modal becomes distinguishable according to the label. Consequently, target modal can be found using only some non-missing elements of the latent variable, and element-wise imputation can be achieved from this selected modal.

C. Decoder and Prior Distribution

After training is completely converged, we can find the category-specific modal $p_\psi(z|l)$ of the incomplete latent variable and let the latent variable be supplemented. Subsequently, the robust 3D reconstruction can then be achieved by the decoder. However, since it is challenging for the variational likelihood $q_\phi(z|x)$ to accurately approximate the prior $p(z|x, l)$ in practice, adapting the decoder to the prior distribution as well can flexibly cope with the latent variables under the imputation process. Therefore, we replace the expectation term in Eq. (4) with the following:

$$\mathbb{E}_{z \sim q_\phi(z|x)} [\log p_\theta(x|z)] + \mathbb{E}_{z \sim p_\psi(z|l)} [\log p_\theta(x|z)] \quad (8)$$

By Eq. (8), the decoder also estimates the 3D shape from the latent variable sampled from the prior distribution according to the label. With this modification, when the incomplete latent variable is supplemented by replacing the missing element with the variables from the prior, we can obtain more robust 3D reconstruction results. In the actual training

TABLE I
CLASSIFICATION RESULTS OF INCOMPLETE LATENT VARIABLES

missing rate	unit: %			
	30%	50%	70%	90%
train→test	92.22	83.80	61.90	28.17
test→train	94.24	85.49	65.65	30.71

phase, those two expectation terms are not trained at the same time and randomly selected per one training iteration.

IV. IMPLEMENTATION

To implement the proposed model, we use DarkNet-19 structure [32] as a backbone structure of our encoder. We construct the encoder by adding one convolutional layer on top of the backbone for latent variables. We pretrain the backbone network on the Imagenet classification dataset [33]. We use the Adam optimizer [34] with a learning rate of 10^{-4} . For the entire training process, a multi-resolution augmentation scheme is adopted. Similar to the ideas used in [32], [15], Gaussian blur, HSV saturation, RGB inversion, and random brightness are applied to the 2D images while training. Random scaling and translation are also used. For the decoder, we adopt the structure of the 3D generator in [18]. We construct the prior network for implementing $\mu(l)$ in Eq. (3), using 3 dense layers. Dropout is not applied as the network is a part of the generative model.

V. EXPERIMENTS

In order to verify the proposed method, we use the Pascal3D dataset [20]. The dataset provides the split of train and test in the manual. For the purpose of concrete verification, we also evaluate the proposed method on the reversed split case as well; that is, we train our network on the test split and validate it on the train split. While transmitting the latent variable, some elements can be lost or can be rejected at various rates. To simulate that effect, in this experiment, the missing ratios (or probability) of elements are set to 30, 50, 70, and 90%. Since there are also the images of multi-object scenes, we crop the images to obtain single-object images using bounding boxes. The size of the train and test images is set to 224×224 .

The proposed method aims to achieve robust 3D shape reconstruction from the corrupted latent variable as elements of the transmitted vector are lost or omitted. To handle this issue, it is important to find the modal corresponding to the label of the object with only exploiting the elements that remain from the original vector. In other words, the possibility of performing correct 3D reconstruction increases when label classification (or modal selection) using Eq. (6) is successfully performed. We evaluate the label classification accuracy by finding the nearest modal with the remaining elements of the latent variable.

We also analyze the 3D reconstruction results using the decoder, after performing missing element imputation. The case of using AE and vanilla VAE are also evaluated for comparison. We follow Eq. (2) for VAE when performing missing element imputation of latent variables. In the case of AE, since there is no assumption of the latent space, we simply assume that the prior distribution is Gaussian similar

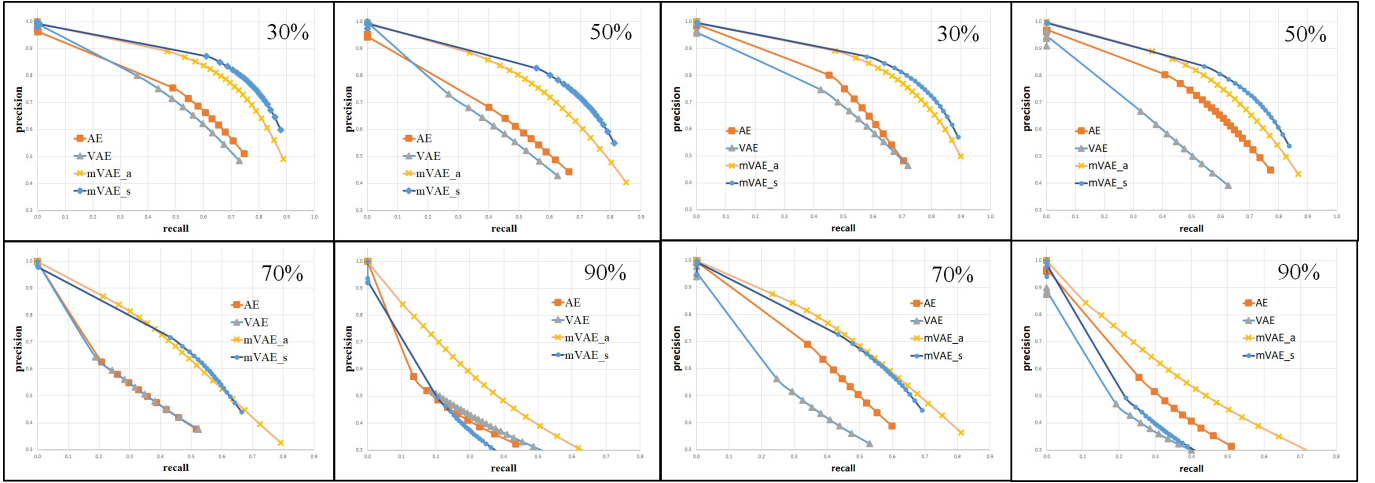


Fig. 3. The precision-recall curve for 30, 50, 70, and 90% missing ratio. For the 30 and 50% cases, the proposed method outperforms other approaches. For substantial data loss cases of more than half of the missing ratio, the naïve method of simply using the average of entire training datapoints performs the best.

to VAE. The mean and variance of the latent variables for the all training datapoints are calculated and used as the parameters of the Gaussian distribution.

A. Classification

Table I shows the results of classifications for two split cases. Classifications are performed using Eq. (6). Since dimensions are assumed to be independent to each other and each element follows a one-dimensional multi-modal prior, the classifications tasks are performed relatively well even in the cases where most of the elements of the latent variables have been lost. When a half of the dimensions are lost, the accuracies reached 83% or more. Even the classification is conducted only with 10% of the elements, the method achieved almost 30% accuracy. This indicates that even when the latent variable fails to accurately follow the class-wise multi-modal distribution independently for each dimension, the exact modal according to the label of the object can be estimated with only a few dimensions of the latent vector. Compared to the 3D reconstruction, the classification task showed a higher success rate as the task follows a regression for a much simpler multinoulli distribution rather than the multi-dimensional binary estimation for complex 3D grids.

B. Reconstruction

We represent the quantitative results of 3D shape reconstruction in Fig. 3. Similar to the classification task, the precision-recall curves are obtained for various missing rates, 30, 50, 70, and 90%. The upper row is for the original train-test split, and the lower one is for the reversal split. In the case of AE and VAE, imputations are performed under the assumption that their prior follows a Gaussian distribution. The proposed method assumes a multi-modal prior, but similar to the case of AE or VAE, a prior distribution can be assumed as unimodal for the simple version. In this case, the prior is assumed to be Gaussian, and the mean and variance can be obtained from each mean of all modals. We denote this case as mVAE-a. The proposed method using multi-modal is denoted as mVAE-s.

In the cases that missing rates are 30 and 50%, the proposed method showed better performance than other methods. This trend appears up to the case of 70% missing rate. However, for 70% or higher missing rate, mVAE-a, which performs imputation using the average of all modals, showed better performance. Similar results are shown in the 90% missing rate; in this extreme case, naïve methods, such as AE or the methods simply use the average of the entire datapoints during the imputation, performed relatively better than the proposed method; however, at this level of substantial damage in the data none of the approaches showed usable performance.

Some qualitative examples of the 3D shape estimation are shown in Fig. 4. The top four rows and the bottom four rows are the results of the original train-test split and those of the reverse split, respectively. In the case of 30 and 50% missing rate, the results indicate that the proposed method achieves robust reconstruction results. We found that the result shows blurred reconstruction when the missing rate exceeds 70%, similar to the case of the precision-recall evaluation. In consideration of this, we manually select the showcase examples where the proposed method almost completely reconstruct the 3D shape despite of the extremely high loss rate of the latent variable.

VI. CONCLUSION

We propose a missing data imputation method by considering the category-specific multi-modal distribution. While transmitting observed objects over unstable communication networks, some data can be lost or corrupted. In other case, only partial elements of data can be transferred to achieve the over-compression and real-time transmission. Although Autoencoder (AE) and Variational Autoencoder (VAE) are exploited as key structures to compress data, it is not suitable for decoding severely corrupted latent variables. Due to the simplicity of their prior distributions, imputing lost elements in the aspect of category or instance is challenging. To achieve the category-level imputation and complete the 3D shape reconstruction from the 2D image, we exploit the



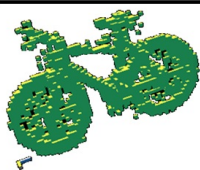




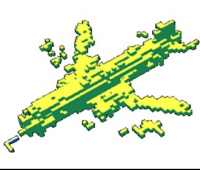
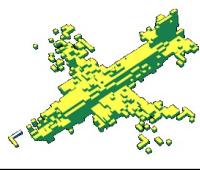
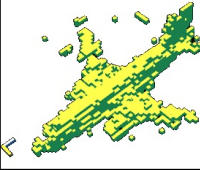



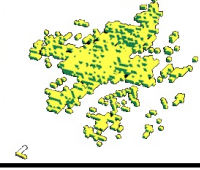
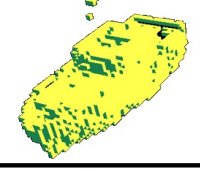
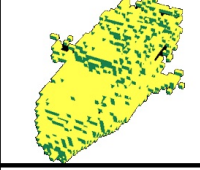
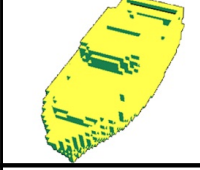


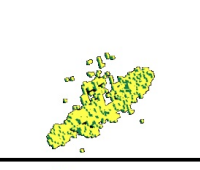
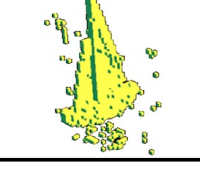
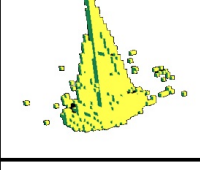
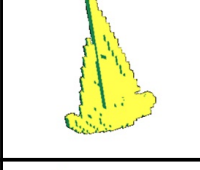





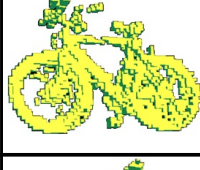


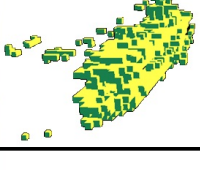
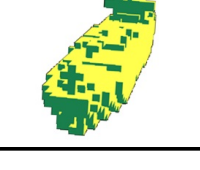


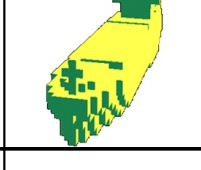

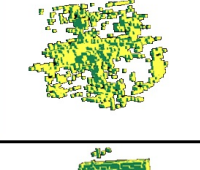
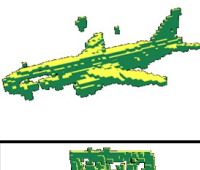


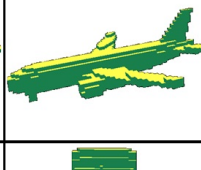


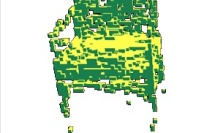



missing rate	2D image	Auto-Encoder	VAE	multi-modal VAE (average imputation)	multi-modal VAE (selected imputation)	GT
30%						
50%						
70%						
90%						
30%						
50%						
70%						
90%						

Fig. 4. Examples of 3D shape reconstruction.

idea of multi-modal prior distribution for the latent space. We determine the modal of latent variables using only the transmitted elements in the latent space. Different from the vanilla VAE, each modal in the proposed approach contains information of specific category. By imputing lost elements with sampled variables from the chosen modal, we can robustly achieve the latent vector retrieval and 3D shape reconstruction.

ACKNOWLEDGEMENT

This work was funded in part by the AI-Assisted Detection and Threat Recognition Program through the US ARMY ACC-APG-RTP under Contract No. W911NF1820218, "Leveraging Advanced Algorithms, Autonomy, and Artificial Intelligence (A4I) to enhance National Security and Defense" and the Air Force Office of Scientific Research under Award No. FA2386-17-1-4660.

REFERENCES

- [1] R. F. Salas-Moreno, R. A. Newcombe, H. Strasdat, P. H. Kelly, and A. J. Davison, "Slam++: Simultaneous localisation and mapping at the level of objects," in *Proceedings of the IEEE conference on computer vision and pattern recognition*, 2013, pp. 1352–1359.
- [2] P. Parkhiya, R. Khawad, J. K. Murthy, B. Bhowmick, and K. M. Krishna, "Constructing category-specific models for monocular object-slam," *arXiv preprint arXiv:1802.09292*, 2018.
- [3] S. Yang and S. Scherer, "Cubeslam: Monocular 3-d object slam," *IEEE Transactions on Robotics*, vol. 35, no. 4, pp. 925–938, 2019.
- [4] S. L. Bowman, N. Atanasov, K. Daniilidis, and G. J. Pappas, "Probabilistic data association for semantic slam," in *2017 IEEE International Conference on Robotics and Automation (ICRA)*. IEEE, 2017, pp. 1722–1729.
- [5] K. Doherty, D. Fourie, and J. Leonard, "Multimodal semantic slam with probabilistic data association," in *2019 international conference on robotics and automation (ICRA)*. IEEE, 2019, pp. 2419–2425.
- [6] H. Su, C. R. Qi, Y. Li, and L. J. Guibas, "Render for cnn: Viewpoint estimation in images using cnns trained with rendered 3d model views," in *Proceedings of the IEEE International Conference on Computer Vision*, 2015, pp. 2686–2694.
- [7] Y. Xiang, W. Choi, Y. Lin, and S. Savarese, "Data-driven 3d voxel patterns for object category recognition," in *Proceedings of the IEEE Conference on Computer Vision and Pattern Recognition*, 2015, pp. 1903–1911.
- [8] H. Su, S. Maji, E. Kalogerakis, and E. Learned-Miller, "Multi-view convolutional neural networks for 3d shape recognition," in *Proceedings of the IEEE international conference on computer vision*, 2015, pp. 945–953.
- [9] S. Bai, X. Bai, Z. Zhou, Z. Zhang, Q. Tian, and L. J. Latecki, "Gift: Towards scalable 3d shape retrieval," *IEEE Transactions on Multimedia*, vol. 19, no. 6, pp. 1257–1271, 2017.
- [10] R. Girdhar, D. F. Fouhey, M. Rodriguez, and A. Gupta, "Learning a predictable and generative vector representation for objects," in *European Conference on Computer Vision*. Springer, 2016, pp. 484–499.
- [11] B. Shi, S. Bai, Z. Zhou, and X. Bai, "Deeppano: Deep panoramic representation for 3-d shape recognition," *IEEE Signal Processing Letters*, vol. 22, no. 12, pp. 2339–2343, 2015.
- [12] E. Johns, S. Leutenegger, and A. J. Davison, "Pairwise decomposition of image sequences for active multi-view recognition," in *Proceedings of the IEEE Conference on Computer Vision and Pattern Recognition*, 2016, pp. 3813–3822.
- [13] P. Papadakis, I. Pratikakis, T. Theoharis, and S. Perantonis, "Panorama: A 3d shape descriptor based on panoramic views for unsupervised 3d object retrieval," *International Journal of Computer Vision*, vol. 89, no. 2, pp. 177–192, 2010.
- [14] H. Yu and B. H. Lee, "A variational feature encoding method of 3d object for probabilistic semantic slam," in *2018 IEEE/RSJ International Conference on Intelligent Robots and Systems (IROS)*. IEEE, 2018, pp. 3605–3612.
- [15] H. Yu, J. Moon, and B. Lee, "A variational observation model of 3d object for probabilistic semantic slam," in *2019 International Conference on Robotics and Automation (ICRA)*. IEEE, 2019, pp. 5866–5872.
- [16] J. Wu, Y. Wang, T. Xue, X. Sun, B. Freeman, and J. Tenenbaum, "Marnet: 3d shape reconstruction via 2.5 d sketches," in *Advances in neural information processing systems*, 2017, pp. 540–550.
- [17] J. K. Pontes, C. Kong, S. Sridharan, S. Lucey, A. Eriksson, and C. Fookes, "Image2mesh: A learning framework for single image 3d reconstruction," *arXiv preprint arXiv:1711.10669*, 2017.
- [18] J. Wu, C. Zhang, T. Xue, B. Freeman, and J. Tenenbaum, "Learning a probabilistic latent space of object shapes via 3d generative-adversarial modeling," in *Advances in Neural Information Processing Systems*, 2016, pp. 82–90.
- [19] H. Yu and B. Lee, "Zero-shot learning via simultaneous generating and learning," in *Advances in Neural Information Processing Systems*, 2019, pp. 46–56.
- [20] Y. Xiang, R. Mottaghi, and S. Savarese, "Beyond pascal: A benchmark for 3d object detection in the wild," in *Applications of Computer Vision (WACV), 2014 IEEE Winter Conference on*. IEEE, 2014, pp. 75–82.
- [21] Y. Qu, G. Ostrouchov, N. Samatova, and A. Geist, "Principal component analysis for dimension reduction in massive distributed data sets," in *Proceedings of IEEE International Conference on Data Mining (ICDM)*, vol. 1318, no. 1784, 2002, p. 1788.
- [22] J. Ye, R. Janardan, and Q. Li, "Gpca: an efficient dimension reduction scheme for image compression and retrieval," in *Proceedings of the tenth ACM SIGKDD international conference on Knowledge discovery and data mining*, 2004, pp. 354–363.
- [23] A. Rooshenas, H. R. Rabiee, A. Movaghar, and M. Y. Naderi, "Reducing the data transmission in wireless sensor networks using the principal component analysis," in *2010 Sixth International Conference on Intelligent Sensors, Sensor Networks and Information Processing*. IEEE, 2010, pp. 133–138.
- [24] Y. L. Qiu, H. Zheng, and O. Gevaert, "Genomic data imputation with variational auto-encoders," *GigaScience*, vol. 9, no. 8, p. g1aa082, 2020.
- [25] R. D. Camino, C. A. Hammerschmidt, and R. State, "Improving missing data imputation with deep generative models," *arXiv preprint arXiv:1902.10666*, 2019.
- [26] M. Friedjungová, D. Vašata, M. Balatsko, and M. Jiřina, "Missing features reconstruction using a wasserstein generative adversarial imputation network," in *International Conference on Computational Science*. Springer, 2020, pp. 225–239.
- [27] Q. Ma, W.-C. Lee, T.-Y. Fu, Y. Gu, and G. Yu, "Midia: exploring denoising autoencoders for missing data imputation," *Data Mining and Knowledge Discovery*, vol. 34, no. 6, pp. 1859–1897, 2020.
- [28] D. P. Kingma and M. Welling, "Auto-encoding variational bayes," *arXiv preprint arXiv:1312.6114*, 2013.
- [29] J. T. McCoy, S. Kroon, and L. Auret, "Variational autoencoders for missing data imputation with application to a simulated milling circuit," *IFAC-PapersOnLine*, vol. 51, no. 21, pp. 141–146, 2018.
- [30] B. Shen, L. Yao, and Z. Ge, "Nonlinear probabilistic latent variable regression models for soft sensor application: From shallow to deep structure," *Control Engineering Practice*, vol. 94, p. 104198, 2020.
- [31] R. Xie, N. M. Jan, K. Hao, L. Chen, and B. Huang, "Supervised variational autoencoders for soft sensor modeling with missing data," *IEEE Transactions on Industrial Informatics*, vol. 16, no. 4, pp. 2820–2828, 2019.
- [32] J. Redmon and A. Farhadi, "Yolo9000: better, faster, stronger," in *Proceedings of the IEEE conference on computer vision and pattern recognition*, 2017, pp. 7263–7271.
- [33] J. Deng, W. Dong, R. Socher, L.-J. Li, K. Li, and L. Fei-Fei, "Imagenet: A large-scale hierarchical image database," in *Computer Vision and Pattern Recognition, 2009. CVPR 2009. IEEE Conference on*. IEEE, 2009, pp. 248–255.
- [34] D. P. Kingma and J. Ba, "Adam: A method for stochastic optimization," *arXiv preprint arXiv:1412.6980*, 2014.