

Identifying Interpretable Discrete Latent Structures from Discrete Data

Yuqi Gu*

Department of Statistical Science, Duke University
and

David B. Dunson†

Department of Statistical Science, Duke University

Abstract

High dimensional categorical data are routinely collected in biomedical and social sciences. It is of great importance to build interpretable models that perform dimension reduction and uncover meaningful latent structures from such discrete data. Identifiability is a fundamental requirement for valid modeling and inference in such scenarios, yet is challenging to address when there are complex latent structures. In this article, we propose a class of interpretable discrete latent structure models for discrete data and develop a general identifiability theory. Our theory is applicable to various types of latent structures, ranging from a single latent variable to deep layers of latent variables organized in a sparse graph (termed a Bayesian pyramid). The proposed identifiability conditions can ensure Bayesian posterior consistency under suitable priors. As an illustration, we consider the two-latent-layer model and propose a Bayesian shrinkage estimation approach. Simulation results for this model corroborate identifiability and estimability of the model parameters. Applications of the methodology to DNA nucleotide sequence data uncover discrete latent features that are both interpretable and highly predictive of sequence types. The proposed framework provides a recipe for interpretable unsupervised learning of discrete data, and can be a useful alternative to popular machine learning methods.

Keywords: Bayesian inference, deep belief networks, identifiability, interpretable machine learning, latent class, multivariate categorical data, tensor decomposition.

*Email: yuqi.gu@duke.edu. Department of Statistical Science, Duke University, Durham, NC 27708.

†Email: dunson@duke.edu.

1 Introduction

High-dimensional unordered categorical data are ubiquitous in many scientific disciplines, including the DNA nucleotides of A, G, C, T in genetics ([Pokholok et al., 2005](#); [Nguyen et al., 2016](#)), occurrences of various species in ecological studies of biodiversity ([Ovaskainen et al., 2016](#); [Ovaskainen and Abrego, 2020](#)), responses from psychological and educational assessments or social science surveys ([Eysenck et al., 2020](#); [Skinner, 2019](#)), and document data gathered from huge text corpora or publications ([Blei et al., 2003](#); [Erosheva et al., 2004](#)). Modeling and extracting information from multivariate discrete data require different statistical methods and theoretical understanding from those for continuous data. In an unsupervised setting, it is an important task to uncover meaningful latent patterns from the potentially high-dimensional and heterogeneous discrete observations. Ideally, the inferred lower-dimensional latent representations should not only provide scientific insights on their own, but also aid downstream statistical analyses through effective dimension reduction.

Recently, there has been a surge of interest in interpretable machine learning, see [Doshi-Velez and Kim \(2017\)](#), [Rudin \(2019\)](#), and [Murdoch et al. \(2019\)](#), among many others. However, latent variable approaches have received limited attention in this emerging literature, likely due to the associated complexities. Indeed, deep learning models with many layers of latent variables are usually considered as uninterpretable black boxes. For example, the deep belief network ([Hinton et al., 2006](#); [Lee et al., 2009](#)) is a very popular deep learning architecture, but it is not reliable to interpret the inferred latent structure. However, for high-dimensional data, it is highly desirable to perform dimension reduction to extract the key signals in the form of lower-dimensional latent representations. If the latent representations are themselves reliable, then they can be viewed as surrogate features of the data and then passed along to existing interpretable machine learning methods for downstream tasks. A key to success in such modeling and analysis processes is the interpretability of the latent structure. This in turn relies crucially on the identifiability of the statistical latent variable model being used.

For linear factor models with continuous latent variables, research such as [Anandkumar et al. \(2013\)](#), [Leung et al. \(2016\)](#), and [Chen et al. \(2020b\)](#) studied model identifiability. Discrete latent variable models are an appealing alternative in terms of their combination

of interpretability and flexibility. Finite mixture models (McLachlan and Basford, 1988) routinely used for model-based clustering provide a canonical example involving a single categorical latent variable. Such approaches are insufficiently flexible for complex data sets. Extensions with multiple latent variables and/or multilayer structure have distinct advantages in such settings, but come with the challenge of how to uniquely identify the potentially complex latent structure.

There is a rich literature on latent variable models for multivariate discrete data; refer, for example to Dunson and Xing (2009), Dobra and Lenkoski (2011), and Zhou et al. (2015). However, the focus has been largely on using latent variables to induce a flexible model for observables and issues of identifiability of the latent structure have been rarely investigated. Although Allman et al. (2009) established an important identifiability result for certain latent variable models leveraging results in Kruskal (1977), their result does not apply to complex latent structures with parameter constraints. Recently, Xu (2017) and Gu and Xu (2020) studied identifiability of a family of binary latent variable models with binary responses under constraints, but their results again do not apply to modeling of broader discrete data with discrete latent structure.

In this paper, we develop a general theory for identifiability of discrete latent structure underlying high-dimensional discrete data. The identifiability results are applicable to various types of latent structures, ranging from a single latent variable to multiple layers of dependent latent variables. In particular, we establish identifiability in cases where multiple layers of discrete latent variables form a “pyramid”-structured Bayesian network with observed variables at the bottom. Various sparse connecting patterns are allowed between layers, and our identifiability conditions are imposed on these connecting graph structures. The identifiability of this modeling framework provides a theoretical basis for learning potentially deep and interpretable latent structure from high-dimensional discrete data. We show that some popular machine learning models, such as deep belief networks and latent tree models (Choi et al., 2011), can be viewed as special cases of the proposed class.

A nice consequence of the identifiability results is the posterior consistency of Bayesian procedures under suitable priors. As an illustration, we consider the two-latent-layer model and propose a Bayesian shrinkage estimation approach. We develop a Gibbs sampler with data augmentation for computation. Simulation studies corroborate identifiability and show

good performance of Bayes estimators. We apply the proposed method to DNA nucleotide sequence data from the UCI machine learning repository. For the splice junction data, when using latent representations learned from our two-latent-layer model in downstream classification of nucleotide sequence types, we achieve an accuracy even comparable to fine-tuned convolutional neural networks (i.e., in [Nguyen et al., 2016](#)). This suggests that the developed recipe of unsupervised learning of discrete data may serve as a useful alternative to popular machine learning methods.

The rest of this paper is organized as follows. Section 2 proposes a general constrained probabilistic tensor factorization framework, connects it to an interpretable model with one discrete latent variable, and establishes strict identifiability. Section 3 generalizes the model to multiple discrete latent variables in multiple layers, and proposes transparent identifiability conditions on the graphs between layers. Then to illustrate the proposed framework, Section 4 focuses on a two-latent-layer model and proposes a Bayesian estimation approach. Section 5 provides simulation studies that examine the performance of the proposed methodology and corroborates the identifiability theory. Section 6 applies the method to real data of nucleotide sequences. Finally, Section 7 discusses implications and future directions. Technical proofs of key theoretical results are presented in the Appendix. Additional proofs, posterior computation details, and additional data analysis are included in the Supplementary Material.

2 A Constrained Latent Class Structure

We focus on modeling the joint distribution of multivariate unordered categorical data. For an integer m , denote $[m] = \{1, 2, \dots, m\}$. Suppose for each subject, there are p observed variables $\mathbf{y} = (y_1, \dots, y_p)^\top$, where $y_j \in [d_j]$ for each variable $j \in [p]$. The traditional latent class model (LCM) ([Lazarsfeld, 1950](#); [Goodman, 1974](#)) posits the following joint distribution of \mathbf{y} ,

$$\mathbb{P}(y_1 = c_1, \dots, y_p = c_p) = \sum_{h=1}^k \nu_h \prod_{j=1}^p \lambda_{c_j, h}^{(j)}, \quad \forall c_j \in [d_j], j \in [p]. \quad (1)$$

The above equation specifies a finite mixture model with one discrete latent variable having k categories (i.e., k latent classes). In particular, given a latent variable $z \in [k]$, $\nu_h = \mathbb{P}(z = h)$ denotes the probability of z belonging to the h th latent class, and $\lambda_{c_j, h}^{(j)} = \mathbb{P}(y_j = c_j \mid z_j = h)$ denotes the conditional probability of response c_j for variable y_j given the latent class membership h . Expression (1) implies the p observed variables y_1, \dots, y_p are conditionally independent given the latent z . In the Bayesian literature, the model in [Dunson and Xing \(2009\)](#) is a nonparametric generalization of (1), which allows an infinite number of latent classes.

Latent class modeling under (1) is widely used in social and biomedical sciences, where researchers often hope to infer subpopulations of individuals having different profiles ([Collins and Lanza, 2009](#)). However, the overly-simplistic form of (1) can lead to poor performance in inferring distinct and interpretable subpopulations. In particular, the model assumes that individuals in different subpopulations have completely different probabilities $\lambda_{c_j, h}^{(j)}$ for all $c_j \in [d_j]$ and $j \in [p]$, and conditionally on subpopulation membership all the variables are independent. These restrictions can force the number of classes to increase in order to provide an adequate fit to the data. This can degrade interpretability and moreover the linear growth in the number of parameters in (1) with k can lead to large uncertainty in parameter estimation.

2.1 Constrained Latent Class Model

We introduce some notation before proceeding. Denote a $p \times k$ matrix whose entries all equal one by $\mathbf{1}_{p \times k}$. For a matrix \mathbf{S} with p rows and a set $\mathcal{A} \subseteq [p]$, denote by $\mathbf{S}_{\mathcal{A}, \cdot}$ the submatrix of \mathbf{S} consisting of rows indexed in \mathcal{A} .

We propose a family of constrained latent class models, which enable learning of a potentially large number of interpretable, identifiable, and diverse latent classes. A key idea is sharing of parameters within certain latent classes for each observed variable. We introduce a binary *constraint matrix* $\mathbf{S} = (S_{j, h})$ of size $p \times k$, which has rows indexed by the p observed variables and columns indexed by the k latent classes. The binary entry $S_{j, h}$ indicates whether the conditional probability table $\lambda_{1:d_j, h}^{(j)} = (\lambda_{1, h}^{(j)}, \dots, \lambda_{d_j, h}^{(j)})$ is free or instead equal to some unknown baseline. Specifically, if $S_{j, h} = 1$ then $\lambda_{1:d_j, h}^{(j)}$ is free; while for those latent classes $h \in [k]$ such that $S_{j, h} = 0$, their conditional probability tables $\lambda_{1:d_j, h}^{(j)}$'s are constrained

to be equal. Hence, \mathbf{S} puts the following equality constraints on the parameters of (1),

$$\text{if } S_{j,h_1} = S_{j,h_2} = 0, \text{ then } \lambda_{1:d_j,h_1}^{(j)} = \lambda_{1:d_j,h_2}^{(j)}. \quad (2)$$

We also enforce a natural inequality constraint for identifiability,

$$\text{if } S_{j,h_1} \neq S_{j,h_2}, \text{ then } \lambda_{c_j,h_1}^{(j)} \neq \lambda_{c_j,h_2}^{(j)} \quad \forall c_j \in [d_j]. \quad (3)$$

If $\mathbf{S} = \mathbf{1}_{p \times k}$ then there are no active constraints and the original latent class model (1) is recovered. We generally denote the conditional probability parameters by $\mathbf{\Lambda} = \{\lambda_{c_j,h}^{(j)}; j \in [p], c_j \in [d_j], h \in [k]\}$ where $\lambda_{c_j,h} := \lambda_{c_j,0}$ if $S_{j,h} = 0$. Our motivation of imposing the equality constraint (2) is to learn interpretable latent structure that can match insights of domain experts or even generate new insights.

Viewed from a different perspective, a latent class model (1) specifies a decomposition of the p -way probability tensor $\mathbf{\Pi} = (\pi_{c_1 \dots c_p})$, where $\pi_{c_1 \dots c_p} = \mathbb{P}(y_1 = c_1, \dots, y_p = c_p \mid \mathbf{\Lambda}, \mathbf{S}, \boldsymbol{\nu})$. This corresponds to the PARAFAC/CANDECOMP (CP) decomposition in the tensor literature (Kolda and Bader, 2009), which can be used to factorize general real-valued tensors, while our focus is on non-negative probability tensors. The proposed equality constraint (2) induces a family of constrained CP decompositions. This family is connected with the sparse CP decomposition of Zhou et al. (2015), with both having equality constraints summarized by a $p \times k$ binary matrix. However, Zhou et al. (2015) encourage different observed variables to share parameters, while our proposed model encourages different latent classes to share parameters through (2). Constraint (2) is more flexible and suitable for learning interpretable and complex latent structures, especially when different observed variables represent distinct features so that parameter sharing among them may be restrictive.

In Section 3 we show that our proposed model (1)-(2) naturally lends itself to an interesting generalization to deep layers of latent variables organized in a sparse graph. We refer to this generalized family as multilayer sparse graph LCM (SG-LCM) or a Bayesian pyramid. SG-LCM is related to deep belief networks (e.g., Hinton et al., 2006; Lee et al., 2007, 2009), and also includes a popular family of psychometric models (Henson et al., 2009; von Davier and Lee, 2019). In the remainder of this section, we study theoretical properties of model (1)-(2).

2.2 Identifiability and Posterior Consistency

Although latent class models are appealing in terms of model flexibility, dimensionality reduction, and interpretability, identifiability issues need to be overcome to realize these advantages. The classic latent class model in (1) was shown by Gyllenberg et al. (1994) to be not strictly identifiable. Strict identifiability generally requires one to establish a parameterization in which the parameters can be expressed as one-to-one functions of observables. As a weaker notion, generic identifiability requires that the map is one-to-one except on a measure zero subset with respect to the Lebesgue measure. In a seminal paper, Allman et al. (2009) leveraged a theorem from Kruskal (1977) to show generic identifiability for (1). Unfortunately, constraint (2) makes it impossible to apply Allman et al. (2009)’s approach directly.

Below we establish strict identifiability of model (1)-(2), by carefully examining the algebraic structure imposed by the constraint matrix \mathbf{S} . We first introduce some notation. Denote by \otimes the Kronecker product of matrices and by \odot the Khatri-Rao product of matrices. In particular, consider matrices $\mathbf{A} = (a_{i,j}) \in \mathbb{R}^{m \times r}$, $\mathbf{B} = (b_{i,j}) \in \mathbb{R}^{s \times t}$; and matrices $\mathbf{C} = (c_{i,j}) = (\mathbf{c}_{:,1} \mid \cdots \mid \mathbf{c}_{:,k}) \in \mathbb{R}^{n \times k}$, $\mathbf{D} = (d_{i,j}) = (\mathbf{d}_{:,1} \mid \cdots \mid \mathbf{d}_{:,k}) \in \mathbb{R}^{\ell \times k}$, then there are $\mathbf{A} \otimes \mathbf{B} \in \mathbb{R}^{ms \times rt}$ and $\mathbf{C} \odot \mathbf{D} \in \mathbb{R}^{n\ell \times k}$ with

$$\mathbf{A} \otimes \mathbf{B} = \begin{pmatrix} a_{1,1}\mathbf{B} & \cdots & a_{1,r}\mathbf{B} \\ \vdots & \vdots & \vdots \\ a_{m,1}\mathbf{B} & \cdots & a_{m,r}\mathbf{B} \end{pmatrix}, \quad \mathbf{C} \odot \mathbf{D} = (\mathbf{c}_{:,1} \otimes \mathbf{d}_{:,1} \mid \cdots \mid \mathbf{c}_{:,k} \otimes \mathbf{d}_{:,k}).$$

The above definitions show the Khatri-Rao product is a column-wise Kronecker product; see more in Kolda and Bader (2009). We first establish the following technical proposition, which is useful for the later theorem on identifiability.

Proposition 1. *For the constrained latent class model, define the following p parameter matrices subject to constraints (2) and (3) with some constraint matrix \mathbf{S} ,*

$$\mathbf{\Lambda}^{(j)} = \begin{pmatrix} \lambda_{1,1}^{(j)} & \lambda_{1,2}^{(j)} & \cdots & \lambda_{1,k}^{(j)} \\ \vdots & \vdots & \vdots & \vdots \\ \lambda_{d_j,1}^{(j)} & \lambda_{d_j,2}^{(j)} & \cdots & \lambda_{d_j,k}^{(j)} \end{pmatrix}, \quad j = 1, \dots, p.$$

Denote the Khatri-Rao product of the above p matrices by $\mathbf{K} = \odot_{j=1}^p \mathbf{\Lambda}^{(j)}$, which has size $\prod_{j=1}^p d_j \times k$. The following two conclusions hold.

- (a) If the k column vectors of the constraint matrix \mathbf{S} are distinct, then \mathbf{K} must have full column rank k .
- (b) If \mathbf{S} contains identical column vectors, then \mathbf{K} can be rank-deficient.

Remark 1. Proposition 1 implies that \mathbf{S} having distinct columns is sufficient (in part (a)) and almost necessary (in part (b)) for the Khatri-Rao product $\mathbf{K} = \odot_{j=1}^p \mathbf{\Lambda}^{(j)}$ to be full rank. To see the “almost necessary” part, consider a special case where besides constraint (2) that $\lambda_{1:d_j, h_1}^{(j)} = \lambda_{1:d_j, h_2}^{(j)}$ if $S_{j, h_1} = S_{j, h_2} = 0$, the parameters also satisfy $\lambda_{1:d_j, h_1}^{(j)} = \lambda_{1:d_j, h_2}^{(j)}$ if $S_{j, h_1} = S_{j, h_2} = 1$. In this case, our proof shows that whenever the binary matrix \mathbf{S} contains identical column vectors in columns h_1 and h_2 , the matrix \mathbf{K} also contains identical column vectors in columns h_1 and h_2 and hence is surely rank-deficient.

In the Khatri-Rao product matrix \mathbf{K} defined in Proposition 1, each column characterizes the conditional distribution of vector \mathbf{y} given a particular latent class. Therefore, Proposition 1 reveals an interesting and nontrivial algebraic structure: whether $\mathbf{S} \in \{0, 1\}^{p \times k}$ has distinct column vectors is linked to whether the k conditional distributions of \mathbf{y} given each latent class are linearly independent. The matrix \mathbf{S} does not need to have full column rank in order to have distinct column vectors. For example, a 3×3 matrix \mathbf{S} with three columns being $(1, 0, 0)^\top$, $(0, 1, 1)^\top$, and $(1, 1, 1)^\top$ is rank-deficient but has distinct column vectors. Indeed, it is not hard to see that a binary matrix \mathbf{S} with m rows can have as many as 2^m distinct column vectors.

Although the linear independence of \mathbf{K} ’s columns itself does not lead to identifiability, this nice structure uncovered in Proposition 1 provides a basis for investigating strict identifiability of our model. We introduce the definition of strict identifiability under the current model setup and then give the strict identifiability result.

Definition 1 (Strict Identifiability). The constrained latent class model with (2) and (3) is said to be strictly identifiable if for any valid parameters $(\mathbf{\Lambda}, \mathbf{S}, \boldsymbol{\nu})$, the following equality holds if and only if $(\overline{\mathbf{\Lambda}}, \overline{\mathbf{S}}, \overline{\boldsymbol{\nu}})$ and $(\mathbf{\Lambda}, \mathbf{S}, \boldsymbol{\nu})$ are identical up to a latent class permutation:

$$\mathbb{P}(\mathbf{y} = \mathbf{c} \mid \mathbf{\Lambda}, \mathbf{S}, \boldsymbol{\nu}) = \mathbb{P}(\mathbf{y} = \mathbf{c} \mid \overline{\mathbf{\Lambda}}, \overline{\mathbf{S}}, \overline{\boldsymbol{\nu}}), \quad \forall \mathbf{c} \in \times_{j=1}^p [d_j]. \quad (4)$$

For an arbitrary subset $\mathcal{A} \subseteq [p]$, denote by $\mathbf{S}_{\mathcal{A},:}$ the submatrix of \mathbf{S} that consists of those rows indexed by variables belonging to \mathcal{A} . The $\mathbf{S}_{\mathcal{A},:}$ has size $|\mathcal{A}| \times k$.

Theorem 1 (Strict Identifiability). *Consider the proposed constrained latent class model under (2) and (3) with true parameters $\boldsymbol{\nu} = \{\nu_h\}_{h \in [k]}$, $\boldsymbol{\Lambda} = \{\boldsymbol{\Lambda}^{(j)}\}_{j \in [p]}$, and \mathbf{S} . Suppose there exists a partition of the p variables $[p] = \mathcal{A}_1 \cup \mathcal{A}_2 \cup \mathcal{A}_3$ such that*

- (a) *the submatrix $\mathbf{S}_{\mathcal{A}_i,:}$ has distinct column vectors for $i = 1$ and 2; and*
- (b) *for any $h_1 \neq h_2 \in [k]$, there is $\lambda_{c,h_1}^{(j)} \neq \lambda_{c,h_2}^{(j)}$ for some $j \in \mathcal{A}_3$ and some $c \in [d_j]$.*

Also suppose $\nu_h > 0$ for each $h \in [k]$. Then $(\boldsymbol{\Lambda}, \mathbf{S}, \boldsymbol{\nu})$ are strictly identifiable up to a latent class permutation.

In the above theorem, the constraint matrix \mathbf{S} is not assumed to be fixed and known. This implies that both the matrix \mathbf{S} and the parameters can be uniquely identified from the data. We next give a corollary of Theorem 1, which replaces the condition on parameters $\boldsymbol{\Lambda}$ in part (b) with a slightly more stringent but also more transparent condition on the binary matrix \mathbf{S} .

Corollary 1. *Consider the proposed constrained latent class model under (2) and (3). Suppose $\nu_h > 0$ for each $h \in [k]$. If there is a partition of the p variables $[p] = \mathcal{A}_1 \cup \mathcal{A}_2 \cup \mathcal{A}_3$ such that each submatrix $\mathbf{S}_{\mathcal{A}_i,:}$ has distinct column vectors for $i = 1, 2, 3$, then parameters $(\boldsymbol{\nu}, \boldsymbol{\Lambda}, \mathbf{S})$ are strictly identifiable up to a latent class permutation.*

The conditions of Corollary 1 are more easily checkable than those in Theorem 1 because they only depend on the structure of the constraint matrix \mathbf{S} . It requires that after some column rearrangement, matrix \mathbf{S} should vertically stack three submatrices, each of which has distinct column vectors.

The conclusions of Theorem 1 and Corollary 1 both regard strict identifiability, which is the strongest possible conclusion on parameter identifiability up to label permutation. If we consider the slightly weaker notion of generic identifiability as proposed in Allman et al. (2009), the conditions in Theorem 1 and Corollary 1 can be relaxed. Given a constraint matrix \mathbf{S} , denote the constrained parameter space for $(\boldsymbol{\nu}, \boldsymbol{\Lambda})$ by

$$\mathcal{T}^{\mathbf{S}} = \{(\boldsymbol{\nu}, \boldsymbol{\Lambda}) : \boldsymbol{\Lambda} \text{ satisfies the constraints specified by } \mathbf{S}\}; \quad (5)$$

and define the following subset of $\mathcal{T}_{\mathbf{S}}$ as

$$\mathcal{N}^{\mathbf{S}} = \{(\boldsymbol{\nu}, \boldsymbol{\Lambda}) \in \mathcal{T}^{\mathbf{S}} : \exists (\bar{\boldsymbol{\nu}}, \bar{\boldsymbol{\Lambda}}) \text{ satisfying the constraints specified by some } \bar{\mathbf{S}} \quad (6)$$

$$\text{such that } \mathbb{P}(\mathbf{y} \mid \boldsymbol{\nu}, \boldsymbol{\Lambda}) = \mathbb{P}(\mathbf{y} \mid \bar{\boldsymbol{\nu}}, \bar{\boldsymbol{\Lambda}})\}.$$

With the above notation, the generic identifiability of the proposed constrained latent class model is defined as follows.

Definition 2 (Generic Identifiability). *Parameters $(\boldsymbol{\Lambda}, \mathbf{S}, \boldsymbol{\nu})$ are said to be generically identifiable if $\mathcal{N}_{\mathbf{S}}$ defined in (6) has measure zero with respect to the Lebesgue measure on $\mathcal{T}_{\mathbf{S}}$ defined in (5).*

Theorem 2 (Generic Identifiability). *Consider the constrained latent class model under (2) and (3). Suppose for $i = 1, 2$, changing some entries of $S_{\mathcal{A}_i,:}$ from “1” to “0” yields an $\tilde{\mathbf{S}}_{\mathcal{A}_i,:}$ having distinct columns. Also suppose for any $h_1 \neq h_2 \in [k]$, there is $\lambda_{h_1,c}^{(j)} \neq \lambda_{h_2,c}^{(j)}$ for some $j \in \mathcal{A}_3$ and some $c \in [d_j]$. Then $(\boldsymbol{\Lambda}, \mathbf{S}, \boldsymbol{\nu})$ are generically identifiable.*

Remark 2. *Note that altering some $S_{j,h}$ from one to zero corresponds to adding one more equality constraint that the distribution of the j -th variable given the h -th latent class is set to the baseline through (2). Therefore, Theorem 2 intuitively implies that if enforcing more parameters in \mathcal{T} to be equal can give rise to a strictly identifiable model, then the parameters that make the original model unidentifiable only occupy a negligible set in \mathcal{T} .*

Theorem 2 relaxes the conditions on \mathbf{S} for strict identifiability presented earlier. In particular, here the submatrices $\mathbf{S}_{\mathcal{A}_i,:}$ need not have distinct column vectors; rather, it would suffice if altering some entries of $\mathbf{S}_{\mathcal{A}_i,:}$ from one to zero yield distinct column vectors. As pointed out by Allman et al. (2009), generic identifiability is often sufficient for real data analyses.

So far, we have focused on discussing model identifiability. Next, we show that our identifiability results guarantee Bayesian posterior consistency under suitable priors. Given a sample of size n , denote the observations by $\mathbf{y}_1, \dots, \mathbf{y}_n$, which are n vectors each of dimension p . Recall that under (1), the distribution of the vector \mathbf{y} under the considered model can be denoted by a p -way probability tensor $\boldsymbol{\Pi} = (\pi_{c_1 \dots c_p})$. When adopting a Bayesian approach, one can specify prior distributions for the parameters $\boldsymbol{\Lambda}$, \mathbf{S} , and $\boldsymbol{\nu}$, which induce a prior

distribution for the probability tensor $\mathbf{\Pi}$. Within this context, we are now ready to state the following theorem.

Theorem 3 (Posterior Consistency). *Denote the collection of model parameters by $\Theta = (\mathbf{\Lambda}, \mathbf{S}, \boldsymbol{\nu})$. Suppose the prior distributions for the parameters $\mathbf{\Lambda}$, \mathbf{S} , and $\boldsymbol{\nu}$ all have full support around the true values. If the true latent structure \mathbf{S}^0 and model parameters $\mathbf{\Lambda}^0$ satisfy the proposed strict identifiability conditions in Theorem 1 or Corollary 1, we have*

$$\mathbb{P}(\Theta \in \mathcal{N}_\epsilon^c(\Theta^0) \mid \mathbf{y}_1, \dots, \mathbf{y}_n) \rightarrow 0 \text{ almost surely,}$$

where $\mathcal{N}_\epsilon^c(\Theta^0)$ is the complement of an ϵ -neighborhood of the true parameters Θ^0 in the parameter space.

Theorem 3 implies that under an identifiable model and with appropriately specified priors, the posterior distribution places increasing probability in arbitrarily small neighborhoods of the true parameters of the constrained latent class model as sample size increases. These parameters include the mixture proportions and the class specific conditional probabilities. The ability to reliably estimate the parameters and sparsity structure is key to interpreting the latent class structure.

3 Generalization to Multiple Latent Layers

The proposed model with equality constraint (2) can accommodate much more complex latent structure than characterized by a single latent variable. We next show an interesting generalization to potentially deep latent structures. We focus mainly on multiple layers of binary latent variables, motivated by the simpler interpretability, with each variable encoding presence or absence of a latent trait. The proposed model is closely related to deep belief networks (Hinton et al., 2006), which are also probabilistic models with multiple layers of binary latent variables, but our proposed model is more general in terms of distributional assumptions. In the following, we first describe our proposed multilayer sparse graph LCM (SG-LCM) in Section 3.1, and then connect it to our previous constrained latent class model and establish model identifiability in Section 3.2.

3.1 Multilayer Sparse Graph Latent Class Models

We use a Bayesian network consisting of multiple layers of discrete latent variables to model the joint distribution of high-dimensional unordered categorical data. Bayesian networks (Pearl, 2014) are directed acyclic graphs of random variables that can encode rich conditional independence information. We propose a “pyramid”-like Bayesian network with one latent variable at the root and more and more latent variables in downward layers, where the bottom layer consists of the p observed variables y_1, \dots, y_p . Denote the number of latent layers in this Bayesian network by D , which can be viewed as the depth. Specifically, let the layer of latent variables consecutive to the observed \mathbf{y} be $\boldsymbol{\alpha}^{(1)} = (\alpha_1, \dots, \alpha_{K_1}) \in \{0, 1\}^{K_1}$ with K_1 variables, and let a deeper layer of latent variables consecutive to $\boldsymbol{\alpha}^{(m)} \in \{0, 1\}^{K_m}$ be $\boldsymbol{\alpha}^{(m+1)} \in \{0, 1\}^{K_{m+1}}$ for $m = 1, 2, \dots, D-1$. Finally, at the top and the deepest layer of the pyramid, we specify a single discrete latent variable z , or equivalently $z^{(D)}$, which has two or more categories. In this Bayesian network, all the directed edges are pointing in the top-down direction only between consecutive layers, and there are no edges between variables within a layer. This gives the following factorization of the distribution of \mathbf{y} ,

$$\mathbb{P}(\mathbf{y}, \{\boldsymbol{\alpha}^{(d)}\}, z^{(D)}) = \mathbb{P}(\mathbf{y} \mid \boldsymbol{\alpha}^{(1)}) \prod_{m=1}^{D-2} \mathbb{P}(\boldsymbol{\alpha}^{(m)} \mid \boldsymbol{\alpha}^{(m+1)}) \mathbb{P}(\boldsymbol{\alpha}^{(D-1)} \mid z^{(D)}) \mathbb{P}(z^{(D)}); \quad (7)$$

$$\mathbb{P}(\mathbf{y} \mid \boldsymbol{\alpha}^{(1)}) = \prod_{j=1}^p \mathbb{P}(y_j \mid \boldsymbol{\alpha}_{\text{pa}(j)}^{(1)}), \quad \mathbb{P}(\boldsymbol{\alpha}^{(m)} \mid \boldsymbol{\alpha}^{(m+1)}) = \prod_{k=1}^{K_m} \mathbb{P}(\alpha_k^{(m)} \mid \boldsymbol{\alpha}_{\text{pa}(\alpha_k^{(m)})}^{(m+1)}). \quad (8)$$

In the above display, for variable $j \in [p]$ the $\boldsymbol{\alpha}_{\text{pa}(j)}^{(1)}$ is a subvector of $\boldsymbol{\alpha}^{(1)}$ that only contains variables j 's parent variables in the first latent layer, that is, the latent variables $\alpha_k^{(1)}$ which have a directed edge to variable y_j . Similarly, $\boldsymbol{\alpha}_{\text{pa}(\alpha_k^{(m)})}^{(m+1)}$ is the subvector of $\boldsymbol{\alpha}^{(m+1)}$ that contains the parent variables of $\alpha_k^{(m)}$ in the $(m+1)$ th latent layer. To make clear the sparsity structure of this graph, we introduce binary matrices $\mathbf{G}^{(1)}, \mathbf{G}^{(2)}, \dots, \mathbf{G}^{(D-1)}$, termed as *graphical matrices*, to encode the connecting patterns between consecutive layers. That is, the $\mathbf{G}^{(d)}$ summarizes the parent-child graphical patterns between the two consecutive layers d and $d+1$. Specifically, matrix $\mathbf{G}^{(1)} = (g_{j,k}^{(1)})$ has size $p \times K_1$ and matrix $\mathbf{G}^{(m)} = (g_{k,k'}^{(m)})$ has

size $K_{m-1} \times K_m$ for $m = 2, \dots, D-1$, with entries

$$\begin{aligned} g_{j,k}^{(1)} &= 1, \quad \text{if } \alpha_k^{(1)} \text{ is a parent of } y_j; \\ g_{k,k'}^{(m)} &= 1, \quad \text{if } \alpha_k^{(m)} \text{ is a parent of } \alpha_{k'}^{(m-1)}, \quad 2 \leq m \leq D-1. \end{aligned}$$

Fig. 1 gives a graphical visualization of the proposed model. Each variable in the graph is subject-specific, that is, if there are n subjects in the sample, each of them would have its own realizations of \mathbf{y} and $\boldsymbol{\alpha}^{(d)}$ s. The proposed directed acyclic graph is not necessarily a tree, as shown in Fig. 1. That is, each variable can have multiple parent variables in the layer above it, while in a directed tree each variable can only have one parent.

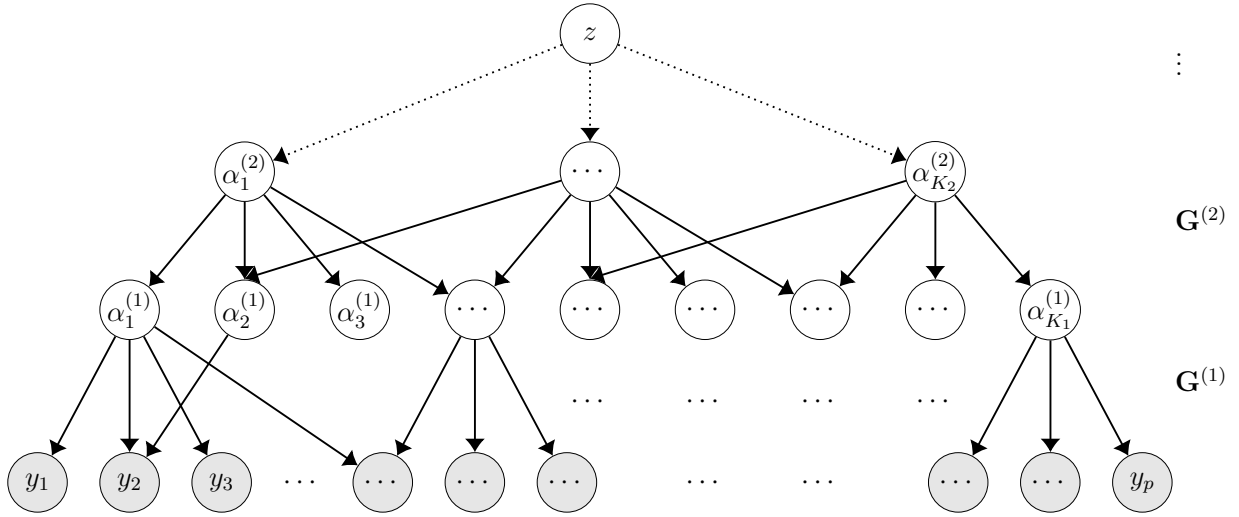


Figure 1: Multiple layers of binary latent traits $\boldsymbol{\alpha}^{(d)}$ s model the distribution of observed \mathbf{y} . Binary matrices $\mathbf{G}^{(1)}, \mathbf{G}^{(2)}, \dots$ encode the sparse connection patterns between consecutive layers. Dotted arrows emanating from the root variable z summarize omitted layers $\{\boldsymbol{\alpha}^{(d)}\}$.

Interestingly, we have the following proposition linking the proposed multilayer sparse graph LCM to the constrained latent class model under equality constraint (2). For two vectors \mathbf{a}, \mathbf{b} of the same length L , denote $\mathbf{a} \succeq \mathbf{b}$ if $a_i \geq b_i$ for all $i \in [L]$. Denote by $\mathbb{I}(\cdot)$ the binary indicator function, which equals one if the statement inside is true and zero otherwise.

Proposition 2. *Consider the multilayer sparse graph LCM with binary graphical matrices $\mathbf{G}^{(1)}, \mathbf{G}^{(2)}, \dots, \mathbf{G}^{(D-1)}$.*

- (a) *In marginalizing out all the latent variables **except** $\boldsymbol{\alpha}^{(1)}$, the distribution of \mathbf{y} is a constrained latent class model with 2^{K_1} latent classes, where each latent class can be*

characterized as one configuration of the K_1 -dimensional binary vector $\boldsymbol{\alpha}^{(1)} \in \{0, 1\}^{K_1}$. The corresponding $p \times 2^{K_1}$ constraint matrix $\mathbf{S}^{(1)}$ is determined by the bipartite graph structure between the $\boldsymbol{\alpha}^{(1)}$ -layer and the \mathbf{y} -layer, with entries being

$$\begin{aligned} S_{j, \boldsymbol{\alpha}^{(1)}}^{(1)} &= 1 - \mathbb{I} \left(\alpha_k^{(1)} \geq \mathbf{G}_{j,k}^{(1)} \text{ for all } k = 1, \dots, K_1 \right) \\ &= 1 - \mathbb{I} \left(\boldsymbol{\alpha}^{(1)} \succeq \mathbf{G}_{j,:}^{(1)} \right), \quad j \in [p], \quad \boldsymbol{\alpha}^{(1)} \in \{0, 1\}^{K_1}. \end{aligned} \quad (9)$$

(b) Further, in considering the distribution of $\boldsymbol{\alpha}^{(m)} \in \{0, 1\}^{K_m}$ and marginalizing out all the latent variables deeper than $\boldsymbol{\alpha}^{(m)}$ **except** $\boldsymbol{\alpha}^{(m+1)}$, the distribution of $\boldsymbol{\alpha}^{(m)}$ is also a constrained latent class model with $2^{K_{m+1}}$ latent classes, where each latent class is characterized as one configuration of the K_{m+1} -dimensional binary vector $\boldsymbol{\alpha}^{(m+1)} \in \{0, 1\}^{K_{m+1}}$. Its corresponding constraint matrix $\mathbf{S}^{(m)}$ is determined by the bipartite graph structure between the m -th and the $(m+1)$ -th latent layers, with entries being

$$S_{k, \boldsymbol{\alpha}^{(m+1)}}^{(m+1)} = 1 - \mathbb{I} \left(\alpha_k^{(m+1)} \succeq \mathbf{G}_{k,:}^{(m+1)} \right), \quad k \in [K_m], \quad \boldsymbol{\alpha}^{(m+1)} \in \{0, 1\}^{K_{m+1}}. \quad (10)$$

We present a toy example to illustrate Proposition 2 and discuss its implications.

Example 1. Consider a multilayer sparse graph LCM with $p = 6$ and $K_1 = 3$, with the graph between $\boldsymbol{\alpha}^{(1)}$ and \mathbf{y} displayed in Fig. 2. The 6×3 graphical matrix $\mathbf{G}^{(1)}$ is presented below. Proposition 2(a) states that there is a $p \times 2^{K_1}$ constraint matrix $\mathbf{S}^{(1)}$ taking the form,

$$\mathbf{G}^{(1)} = \begin{pmatrix} 1 & 0 & 0 \\ 0 & 1 & 0 \\ 0 & 0 & 1 \\ 1 & 1 & 0 \\ 1 & 0 & 1 \\ 0 & 1 & 1 \end{pmatrix}, \quad \mathbf{S}^{(1)} = \begin{pmatrix} (000) & (100) & (010) & (001) & (110) & (101) & (011) & (111) \\ 1 & 0 & 1 & 1 & 0 & 0 & 1 & 0 \\ 1 & 1 & 0 & 1 & 0 & 1 & 0 & 0 \\ 1 & 1 & 1 & 0 & 1 & 0 & 0 & 0 \\ 1 & 1 & 1 & 1 & 0 & 1 & 1 & 0 \\ 1 & 1 & 1 & 1 & 1 & 0 & 1 & 0 \\ 1 & 1 & 1 & 1 & 1 & 1 & 0 & 0 \end{pmatrix}.$$

Entries of $\mathbf{S}^{(1)}$ are determined according to (9), for example, $S_{1,(000)}^{(1)} = 1 - \mathbb{I}((000) \succeq \mathbf{G}_{1,:}^{(1)}) = 1 - \mathbb{I}((000) \succeq (100)) = 1$; and $S_{6,(111)}^{(1)} = 1 - \mathbb{I}((111) \succeq \mathbf{G}_{6,:}^{(1)}) = 1 - \mathbb{I}((111) \succeq (011)) = 0$. Each column of the constraint matrix $\mathbf{S}^{(1)}$ is indexed by a latent class characterized by a configuration of a K_1 -dimensional binary vector. This implies that if only considering the

first latent layer of variables $\boldsymbol{\alpha}^{(1)}$, all the subjects are naturally divided into 2^{K_1} latent classes, each endowed with a binary pattern.

Proposition 2 gives a nice structural characterization of multilayer sparse graph LCMs. This characterization is achieved by relating the multilayer sparse graph to the constrained latent class model in a layer-wise manner. This proposition provides a basis for investigating identifiability of multilayer SG-LCMs, as presented in the following subsection.

3.2 Identifiability of Multilayer Sparse Graph LCMs

According to Proposition 2, for a multilayer sparse graph LCM with a $p \times K_1$ binary graphical matrix $\mathbf{G}^{(1)}$ between the two bottom layers, one can follow (9) to construct a $p \times 2^{K_1}$ constraint matrix $\mathbf{S}^{(1)}$ as illustrated in Example 1. We next provide transparent identifiability conditions that directly depend on the binary graphical matrices $\mathbf{G}^{(m)}$ s. With the next theorem, one only needs to examine the structure of the between layer connecting graphs to establish identifiability.

Theorem 4. *Consider the multilayer latent variable model specified in (7)–(8). Suppose the numbers K_1, \dots, K_{D-1} are known. Suppose each binary graphical matrix $\mathbf{G}^{(m)}$ of size $K_{m-1} \times K_m$ (size $p \times K_1$ if $m = 1$) takes the following form after some row permutation,*

$$\mathbf{G}^{(m)} = \begin{pmatrix} \mathbf{I}_{K_m} \\ \mathbf{I}_{K_m} \\ \mathbf{I}_{K_m} \\ \mathbf{G}^{(m),\star} \end{pmatrix}, \quad m = 1, \dots, D-1, \quad (11)$$

where $\mathbf{G}^{(m),\star}$ generally denotes a submatrix of $\mathbf{G}^{(m)}$ that can take an arbitrary form. Further suppose that the conditional distributions of variables satisfy the inequality constraint in (3). Then the following parameters are identifiable up to a latent variable permutation within each layer: the probability distribution tensor $\boldsymbol{\tau}$ for the deepest latent variable $z^{(D)}$, the conditional probability table of each variable (including observed and latent) given its parents, and also the binary graphical matrices $\{\mathbf{G}^{(m)}; m = 1, \dots, D-1\}$.

Remark 3. *The proof of Theorem 4 provides a nice layer-wise argument on identifiability, that is, one can examine the structure of the Bayesian pyramid in the bottom-up direction.*

As long as for some ℓ there are $\mathbf{G}^{(1)}, \dots, \mathbf{G}^{(\ell)}$ taking the form of (11), then the parameters associated with the conditional distribution of \mathbf{y} and $\boldsymbol{\alpha}^{(1)}, \dots, \boldsymbol{\alpha}^{(\ell-1)}$ are identifiable and the marginal distributions of $\boldsymbol{\alpha}^{(\ell)}$ are also identifiable.

Theorem 4 implies a requirement that $p \geq 3K_1$ and that $K_{m-1} \geq 3K_m$ for every $m = 2, \dots, D-1$, through the form of $\mathbf{G}^{(m)}$ in (11). That is, the number of latent variables per layer decreases as the layer goes deeper up the pyramid. The condition (11) in Theorem 4 requires that each latent variable $\alpha_k^{(m)}$ in the m -th latent layer has at least three children in the $(m+1)$ -th layer that do not have any other parents. Our identifiability conditions hold regardless of the specific models chosen for the conditional distributions, $y_j \mid \alpha_k^{(1)}$ and each $\alpha_k^{(m)} \mid \alpha_{k'}^{(m+1)}$, as long as the graphical structure is enforced and these component models are not over-parameterized in a naive manner. We next give two concrete examples which differently model the distribution of $\boldsymbol{\alpha}^{(m)} \mid \boldsymbol{\alpha}^{(m+1)}$ but both respect the graph given by $\mathbf{G}^{(m+1)}$.

Example 2. We first consider modeling the effects of the parent variables of each $\alpha_k^{(m)}$ as

$$\mathbb{P}(\alpha_k^{(m)} = 1 \mid \boldsymbol{\alpha}^{(m+1)}, \boldsymbol{\beta}^{(m+1)}, \mathbf{G}^{(m+1)}) = f\left(\beta_{k,0}^{(m+1)} + \sum_{k': g_{k,k'}^{(m+1)}=1} \beta_{k,k'}^{(m+1)} \alpha_{k'}^{(m+1)}\right), \quad (12)$$

where $f : \mathbb{R} \rightarrow (0,1)$ is a link function. The number of β -parameters in (12) equals $\sum_{k'=1}^{K_{m+1}} g_{k,k'}^{(m+1)}$, which is the number of edges pointing to $\alpha_k^{(m)}$. Choosing $f(x) = 1/(1 + \exp(-x))$ leads to a model similar to sparse deep belief networks (Hinton et al., 2006; Lee et al., 2007).

Example 3. To obtain a more parsimonious alternative to (12), let

$$\begin{aligned} \mathbb{P}(\alpha_k^{(m)} = 1 \mid \boldsymbol{\alpha}^{(m+1)}, \boldsymbol{\theta}^{(m+1)}, \mathbf{G}^{(m+1)}) \\ = \begin{cases} \theta_{k,1}^{(m+1)}, & \text{if } \mathbb{I}(\alpha_{k'}^{(m+1)} = g_{k,k'}^{(m+1)} = 1 \text{ for at least one } k' \in [K_{m+1}]); \\ \theta_{k,0}^{(m+1)}, & \text{otherwise.} \end{cases} \end{aligned} \quad (13)$$

Model (13) satisfies the conditional independence encoded by $\mathbf{G}^{(m+1)}$, since $I(\alpha_{k'}^{(m+1)} = g_{k,k'}^{(m+1)} = 1 \text{ for at least one } k' \in [K_{m+1}]) \equiv \prod_{k': g_{k,k'}^{(m+1)}=1} (1 - \alpha_{k'}^{(m+1)})$, implying that the distri-

bution of $\alpha_k^{(m)}$ only depends on its parents in the $(m+1)$ th latent layer. This model provides a probabilistic version of Boolean matrix factorization (Miettinen and Vreeken, 2014). The binary indicator equals the Boolean product of two binary vectors $\mathbf{G}_{k,:}^{(m+1)}$ and $\boldsymbol{\alpha}^{(m+1)}$. The $1 - \theta_{k,1}^{(m+1)}$ and $\theta_{k,0}^{(m+1)}$ quantify the two probabilities that the entry $\alpha_k^{(m)}$ does not equal the Boolean product.

Since Examples 2 and 3 satisfy the conditional independence constraints encoded by graphical matrices $\mathbf{G}^{(m+1)}$ s, they satisfy the equality constraint in (2) with the constraint matrix $\mathbf{S}^{(m+1)}$. Therefore, our identifiability conclusion in Theorem 4 applies to both examples with appropriate inequality constraints on the β -parameters or the θ -parameters; for example, see Proposition 3 in the next Section 4.

Besides Examples 2 and 3, there are many other models that respect the graphical structure. For example, (12) can be extended to include interaction effects of the parents of $\alpha_k^{(m)}$ as follows,

$$\begin{aligned} \mathbb{P}(\alpha_k^{(m)} = 1 \mid \boldsymbol{\alpha}^{(m+1)}, \boldsymbol{\theta}^{(m+1)}, \mathbf{G}^{(m+1)}) &= f\left(\beta_{k,0}^{(m+1)} + \sum_{k': g_{k,k'}^{(m+1)}=1} \beta_{k,k'}^{(m+1)} \alpha_{k'}^{(m+1)} \right. \\ &\quad \left. + \sum_{\substack{k_1 \neq k_2: \\ g_{k,k_1}^{(m+1)}=g_{k,k_2}^{(m+1)}=1}} \beta_{k,k_1 k_2}^{(m+1)} \alpha_{k_1}^{(m+1)} \alpha_{k_2}^{(m+1)} + \dots + \beta_{k,\text{all}}^{(m+1)} \prod_{\ell: g_{k,\ell}^{(m+1)}=1} \alpha_{\ell}^{(m+1)}\right). \end{aligned} \quad (14)$$

In (14) if $\alpha_k^{(m)}$ has $M := \sum_{k'=1}^{K_{m+1}} g_{k,k'}^{(m+1)}$ parents, then the number of β -parameters equals 2^M .

3.3 Connections to Existing Models and Studies

We next briefly review the connections between the proposed SG-LCM and existing statistical and machine learning models. In educational measurement research, Tatsuoka (1983) proposed the rule-space approach and Haertel (1989) first used the term restricted latent class models; these models are essentially binary latent skill models where each of a set of test items may require different combinations of skills. Further developments along this line in the psychometrics literature led to a popular family of cognitive diagnostic models (Rupp and Templin, 2008; von Davier and Lee, 2019). Recently, there have been emerging studies on the identifiability and estimation of such diagnostic models (e.g., Chen et al., 2015; Xu, 2017; Fang et al., 2019; Gu and Xu, 2019, 2020; Chen et al., 2020a). However, to our knowl-

edge, there have not been works that model multilayer latent structure behind the data and establish identifiability in such scenarios.

The proposed SG-LCM is also related to sparse deep belief networks (DBNs, [Hinton et al., 2006](#)), sum-product networks (SPNs, [Poon and Domingos, 2011](#)), and latent tree graphical models (LTMs, [Mourad et al., 2013](#)) in the machine learning literature. One distinction between SG-LCMs and DBNs is that DBNs have undirected edges between the deepest two layers, while our proposed model is fully generative with all the edges pointing top down. An SPN is a rooted directed acyclic graph consisting of sum nodes and product nodes. [Zhao et al. \(2015\)](#) shows that an SPN can be converted to a bipartite Bayesian network, where the number of discrete latent variables equals the number of sum nodes in the SPN. Our model is more general in the sense that in addition to modeling a bipartite network between the latent layer and the observed layer, we further model the dependence of the latent variables instead of assuming them independent. LTMs are a special case of our model (15) because all the variables in an LTM form a tree while our model allows for more general DAGs beyond trees. Although DBNs, SPNs and LTMs are extremely popular, identifiability has received essentially no attention; an exception is [Zwiernik \(2018\)](#), which briefly discussed identifiability for relatively simple LTMs.

4 Bayesian Inference for Two Layer SG-LCMs

As discussed earlier, the proposed multilayer sparse graph LCM in Section 3 has universal identifiability arguments for many different model structures. In this section, as an illustration, we focus on a two-latent-layer model with depth $D = 2$ and use a Bayesian approach to infer the latent structure and model parameters. We specify the conditional distribution of each variable using a multinomial or binomial logistic model with its parent variables as linear predictors. Formally, we consider the following model,

$$\begin{aligned} \mathbb{P}(y_j = c \mid \boldsymbol{\alpha}^{(1)} = \boldsymbol{\alpha}) &= \frac{\exp\left(\beta_{j,c,0} + \sum_{k=1}^{K_1} \beta_{j,c,k} g_{j,k}^{(1)} \alpha_k\right)}{\sum_{m=1}^{d_j} \exp\left(\beta_{j,m,0} + \sum_{k=1}^{K_1} \beta_{j,m,k} g_{j,k}^{(1)} \alpha_k\right)}, \quad j \in [p], \quad c \in [d_j]; \\ \mathbb{P}(\boldsymbol{\alpha}^{(1)} = \boldsymbol{\alpha}) &= \sum_{b=1}^B \tau_b \prod_{k=1}^{K_1} \eta_{k,b}^{\alpha_k} (1 - \eta_{k,b})^{1-\alpha_k}, \quad \boldsymbol{\alpha} \in \{0, 1\}^{K_1}. \end{aligned} \quad (15)$$

Here we assume $\beta_{j,d_j,0} \equiv \beta_{j,d_j,k} \equiv 0$ for all $k \in [K_1]$, as conventionally done in logistic models. The parameter $\beta_{j,c,k}$ can be viewed as the weight associated with the potential directed edge from latent variable $\alpha_k^{(1)}$ to observed variable y_j , for response category c . The $\beta_{j,c,k}$ only impacts the likelihood if there is an edge from $\alpha_k^{(1)}$ to y_j with $g_{j,k}^{(1)} = 1$. Denote the collection of β parameters as $\boldsymbol{\beta}$. (15) specifies a usual latent class model in the second latent layer with B latent classes for the K_1 -dimensional latent vector $\boldsymbol{\alpha}^{(1)}$. This layer of the model has latent class proportion parameters $\boldsymbol{\tau} = (\tau_1, \dots, \tau_B)^\top$ and conditional probability parameters $\boldsymbol{\eta} = (\eta_{k,b})_{K_1 \times B}$. The full set of model parameters across layers is $(\mathbf{G}^{(1)}, \boldsymbol{\beta}, \boldsymbol{\tau}, \boldsymbol{\eta})$, and the model structure is shown in Fig. 2. We can denote the conditional probability $\mathbb{P}(y_j = c \mid \boldsymbol{\alpha}^{(1)} = \boldsymbol{\alpha})$ in (15) by $\lambda_{j,c,\boldsymbol{\alpha}}$.

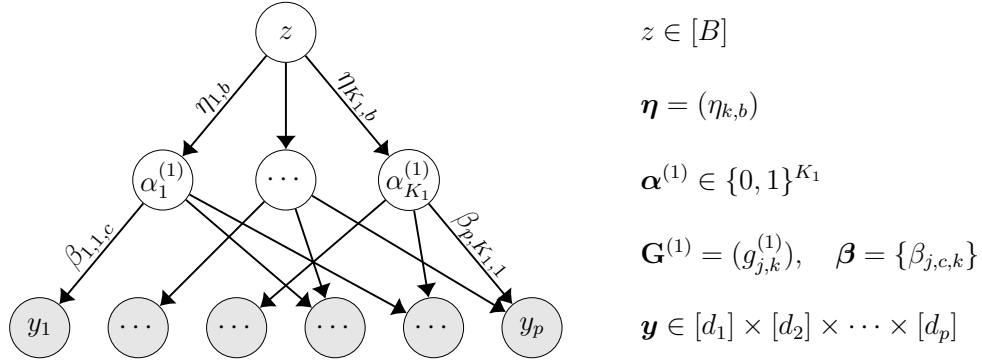


Figure 2: Two-latent-layer model. Latent variables $z, \alpha_1, \dots, \alpha_{K_1}$ and observed variables y_1, \dots, y_p are subject-specific, and model parameters $\mathbf{G}^{(1)}, \boldsymbol{\beta}, \boldsymbol{\tau}, \boldsymbol{\eta}$ are population quantities.

4.1 Identifiability Theory adapted to Two-layer SG-LCM in Fig. 2

For the two-latent-layer model in (15), the following proposition presents strict identifiability conditions in terms of explicit inequality constraints for the $\boldsymbol{\beta}$ parameters.

Proposition 3. Consider model (15) with true parameters $(\mathbf{G}^{(1)}, \boldsymbol{\beta}, \boldsymbol{\tau}, \boldsymbol{\eta})$.

- (a) Suppose $\mathbf{G}^{(1)} = (\mathbf{I}_{K_1}; \mathbf{I}_{K_1}; \mathbf{I}_{K_1}; (\mathbf{G}^*)^\top)^\top$, $\beta_{j,j,c} \neq 0$, $\beta_{j,j+K_1,c} \neq 0$, and $\beta_{j,j+2K_1,c} \neq 0$ for $j \in [K_1]$, $c \in [d_j - 1]$. Then $\mathbf{G}^{(1)}$, $\boldsymbol{\beta}$, and probability tensor $\boldsymbol{\nu}^{(1)}$ of $\boldsymbol{\alpha} \in \{0, 1\}^K$ are strictly identifiable.
- (b) Under the conditions of part (a), if further there is $K_1 \geq 2\lceil \log_2 B \rceil + 1$, then the parameters $\boldsymbol{\tau}$ and $\boldsymbol{\eta}$ are generically identifiable from $\boldsymbol{\nu}^{(1)}$.

As mentioned in the last paragraph of Section 3, the identifiability results in the previous section apply to general distributional assumptions for variables organized in a sparse multi-layer SG-LCM. When considering specific models, properties of the model can be leveraged to weaken the identifiability conditions. The next proposition illustrates this, establishing generic identifiability for the model in (15). Before stating the identifiability result, we formally define the allowable constrained parameter space for β under a graphical matrix $\mathbf{G}^{(1)}$ as

$$\Omega(\beta; \mathbf{G}^{(1)}) = \{\beta_{1:p, 1:K_1, 1:(d_j-1)}; \beta_{j,c,k} \neq 0 \text{ if } g_{j,k}^{(1)} = 1; \text{ and } \beta_{j,c,k} = 0 \text{ if } g_{j,k}^{(1)} = 0\}. \quad (16)$$

Proposition 4. *Consider model (15) with β belonging to $\Omega(\beta; \mathbf{G}^{(1)})$ in (16). Suppose the graphical matrix $\mathbf{G}^{(1)}$ contains three non-overlapping $K_1 \times K_1$ submatrices $\mathbf{G}^{(1),1}$, $\mathbf{G}^{(1),2}$, and $\mathbf{G}^{(1),3}$, each of which has all its diagonal elements equal to one (and each off-diagonal element can be either one or zero). Also suppose $K_1 \geq 2\lceil \log_2 B \rceil + 1$. Then $(\mathbf{G}^{(1)}, \beta, \tau, \eta)$ are generically identifiable.*

4.2 Bayesian Inference for the Latent Sparse Graph and Number of Binary Latent Traits

We propose a Bayesian inference procedure for the two-latent-layer model. We apply a Gibbs sampler by employing the Polya-Gamma data augmentation in Polson et al. (2013) together with the auxiliary variable method for multinomial logit models in Holmes and Held (2006). First consider the case where the true number of binary latent variables K_1 in the middle layer is fixed. Inferring the latent sparse graph $\mathbf{G}^{(1)}$ is equivalent to inferring the sparsity structure of the continuous parameters β_{jkc} 's. Let the prior for $\beta_{j,k,0}$ be $N(\mu_0, \sigma_0^2)$, where hyperparameters μ_0, σ_0^2 can be set to give weakly informative priors for the logistic regression coefficients (Gelman et al., 2008). Prior specifications for other parameters are

$$\begin{aligned} \text{(i) for fixed } K_1, k \in [K_1]: \quad & \beta_{jck} \mid (\sigma_{ck}^2, g_{j,k} = 1) \sim N(0, \sigma_{ck}^2); \\ & \beta_{jck} \mid (\sigma_{ck}^2, g_{j,k} = 0) \sim N(0, v_0^2); \\ & \sigma_{ck}^2 \sim \text{InvGa}(a_\sigma, b_\sigma); \end{aligned}$$

$$\mathbb{P}(g_{j,k} = 1) = 1 - \mathbb{P}(g_{j,k} = 0) = \gamma; \quad (17)$$

Here v_0 is a small positive number specifying the “pseudo”-variance, and we take $v_0 = 0.1$ in the numerical studies. The γ in (17) is further given a noninformative prior $\gamma \sim \text{Beta}(1, 1)$. The hyperparameters for the Inverse-Gamma distribution can be set to $a_\sigma = b_\sigma = 2$. In the data augmentation part, for each subject $i \in [n]$, each observed variable $j \in [p]$, and each non-baseline category $c = 1, \dots, d_j - 1$, we introduce Polya-Gamma random variable $w_{ijc} \sim \text{PG}(1, 0)$. We use the auxiliary variable approach in [Holmes and Held \(2006\)](#) for multinomial regression to derive the conditional distribution of each β_{jck} . Given data $y_{ij} \in [d_j]$, introduce binary indicators $y_{ijc} = \mathbb{I}(y_{ij} = c)$. The posteriors of β satisfy that

$$p(\beta \mid \mathbf{y}_{1:n}) \propto \prod_{i=1}^n \prod_{c=1}^{d_j-1} \frac{\left[\exp \left(\beta_{jc0} + \sum_{k=1}^{K_1} \beta_{jck} g_{j,k} a_{i,k} \right) \right]^{y_{ijc}}}{\sum_{c'=1}^{d_j} \exp \left(\beta_{jc'0} + \sum_{k=1}^{K_1} \beta_{jc'k} g_{j,k} a_{i,k} \right)} \propto \prod_{i=1}^n \prod_{c=1}^{d_j-1} \frac{\exp(\phi_{ijc})^{y_{ijc}}}{1 + \exp(\phi_{ijc})}$$

where we introduce

$$\begin{aligned} \phi_{ijc} &= \beta_{jc0} + \sum_{k=1}^{K_1} \beta_{jck} g_{j,k} a_{i,k} - C_{ij(c)}; \\ C_{ij(c)} &= \log \left\{ \sum_{1 \leq \ell \leq d_j, \ell \neq c} \exp \left(\beta_{j\ell 0} + \sum_{k=1}^{K_1} \beta_{j\ell k} g_{j,k} a_{i,k} \right) \right\}. \end{aligned} \quad (18)$$

Next by the property of the Polya-Gamma random variables ([Polson et al., 2013](#)), we have

$$\frac{\exp(\phi_{ijc})^{y_{ijc}}}{1 + \exp(\phi_{ijc})} = 2 \exp\{(y_{ijc} - 1/2)\phi_{ijc}\} \int_0^\infty \exp\{-w_{ijc}\phi_{ijc}^2/2\} p^{\text{PG}}(w_{ijc} \mid 1, 0) dw_{ijc},$$

where $p^{\text{PG}}(w_{ijc} \mid 1, 0)$ denotes the density function of $\text{PG}(1, 0)$. Based on the above identity, the conditional posterior of the β_{jc0} ’s and β_{jck} ’s are still Gaussian, and the conditional posterior of each w_{ijc} is still Polya-Gamma with $(w_{ijc} \mid -) \sim \text{PG} \left(1, \beta_{jc0} + \sum_{k=1}^{K_1} \beta_{jck} g_{j,k} a_{i,k} - C_{ij(c)} \right)$; these full conditional distributions are easy to sample from. As for the binary entries $g_{j,k}$ ’s indicating the presence or absence of edges in the SG-LCM, we sample each $g_{j,k}$ individually from its posterior Bernoulli distribution. The detailed steps of such a Gibbs sampler with known K_1 are presented in the Supplementary Material.

On top of the sampling algorithm described above for fixed K_1 , we propose a method for simultaneously inferring K_1 . In the context of mixture models, [Rousseau and Mengersen \(2011\)](#) defined over-fitted mixtures with more than enough latent components and used shrinkage priors to effectively delete the unnecessary ones. In a similar spirit but motivated by Gaussian linear factor models, [Legramanti et al. \(2020\)](#) proposed the cumulative shrinkage process (CSP) prior, which has a spike and slab structure with increasing mass on the spike as the component index increases. We use a CSP prior on the variances $\{\sigma_{ck}^2\}$ of $\{\beta_{jck}\}$ to infer the number of latent binary variables K_1 in a two-layer SG-LCM. Letting $\beta_{jck} \sim N(0, \sigma_{ck}^2)$, we choose

$$(ii) \text{ for unknown } K_1 < K - 1, k \in [K]: \quad \sigma_{ck}^2 \mid \pi_k \sim (1 - \pi_k) \text{InvGa}(a_\sigma, b_\sigma) + \pi_k \delta_{\theta_\infty}; \quad (19)$$

$$\pi_k = \sum_{\ell=1}^k v_\ell \prod_{m=1}^{\ell-1} (1 - v_m), \quad (20)$$

where π_k has a stick-breaking representation as in (20) with v_1, v_2, \dots, v_{K-1} following $\text{Beta}(1, \alpha)$ and $v_K \equiv 1$, and $\text{InvGa}(a_\sigma, b_\sigma)$ denotes the inverse gamma distribution with shape a_σ and scale b_σ . The δ_{θ_∞} is the spike distribution and $\text{InvGa}(a_\sigma, b_\sigma)$ is the slab distribution, with θ_∞ a prespecified spike variance that is close to zero. The K in (19) is an upper bound for $K_1 + 1$ since $\pi_K \equiv 1$. Since π_k in (19) denotes the probability that the k th component is in the spike, the effective number of latent variables K^* has posterior mean,

$$\mathbb{E}[K^* \mid \mathbf{Y}] = \mathbb{E} \left[\sum_{k=1}^K (1 - \pi_k) \mid \mathbf{Y} \right]. \quad (21)$$

The above CSP leads to Gibbs updating steps, as shown in the Supplementary Material.

5 Simulation Studies

We conducted replicated simulation studies to assess the Bayesian procedure proposed in Section 4 and examine whether the model parameters are indeed estimable as implied by Theorem 3. Consider a two-latent-layer SG-LCM with $p = 20$ observed variables, $d = 4$ response categories for each observed variable, and $K_1 = 4$ binary latent variables in the middle layer and one binary latent variable in the deep layer. Let the true $p \times K_1$ binary graphical

matrix be $\mathbf{G}^{(1)} = (\mathbf{I}_4; \mathbf{I}_4; \mathbf{I}_4; 1100; 0110; 0011; 1001; 1010; 1001; 0101; 1110; 0111)$. Such a $\mathbf{G}^{(1)}$ satisfies the conditions for strict identifiability in Theorem 4, since it contains three copies of the identity matrix \mathbf{I}_4 as submatrices. Let the true intercept parameters for categories $c = 1, 2, 3$ be $(\beta_{j,1,0}, \beta_{j,2,0}, \beta_{j,3,0}) = (-3, -2, -1)$ for each j ; and for any $g_{j,k}^{(1)} = 1$, let the corresponding true main-effect parameters of the binary latent variables be $\beta_{j,c,k} = 3$ if variable y_j has a single parent and $\beta_{j,c,k} = 2$ if y_j has multiple parents. See Fig. 3(c) for a heatmap of the sparse matrix of the main-effect parameters $(\beta_{j,k,1}; j \in [p], k \in [K_1])$ for category $c = 1$.

We use the estimation procedure proposed in Section 4 with the CSP prior for posterior inference and specify $K_{\text{upper}} = 7$. For the CSP prior, we take $\alpha_0 = 5$ and set the spike variance to be $\theta_\infty = 0.07$. The results are not very sensitive to the choices of α_0 and θ_∞ in our experience. Throughout the Gibbs sampling iterations, we enforce the identifiability constraint that $\beta_{j,k,c} > 0$ as long as $g_{j,k} = 1$. For each sample size n we conduct 50 independent simulation replications. In each replication, we ran the chain for 15000 iterations, discarding the first 5000 iterations as burn-in, and retaining every fifth sample post burn-in to thin the chain. Since the model is identifiable up to a permutation of the latent variables in each layer, we post-process the posterior samples to find a column permutation of $\mathbf{G}^{(1)}$ to best match the simulation truth; then the columns of other parameter matrices are permuted accordingly.

Fig. 3 presents posterior means of the main-effect parameters $(\beta_{j,k,1}; j \in [p], k \in [K_1])$ for category $c = 1$, averaged across the 50 independent replications. The leftmost plot of Fig. 3 shows that for a relatively small sample size $n = 500$, the posterior means of $(\beta_{j,k,1})$ already exhibit similar structure as the ground truth in the rightmost plot. Also, the true number of $K_1 = 4$ binary latent variables in the middle latent layer are revealed in Fig. 3(a)-(b). For the sample size $n = 2000$, Fig. 3(b) shows the posterior means of $(\beta_{j,k,1})$ are very close to the ground truth. The posterior means for other categories $c = 2, 3, 4$ show similar patterns to those for $c = 1$. The estimated $(\beta_{j,k,1})$ are slightly biased toward zero for the smaller sample size ($n = 500$) with bias less for the larger sample size ($n = 2000$). Our results suggest that the binary graphical matrix that underlies $\{\beta_{j,k,c}\}$ (that is, the sparsity structure of the continuous parameters) is easier to estimate than the nonzero $\{\beta_{j,k,c}\}$ themselves. That is, with finite samples, the existence of a link between each observed variable y_j and each

binary latent variable α_k is easier to estimate than the strength of such a link (if it exists).

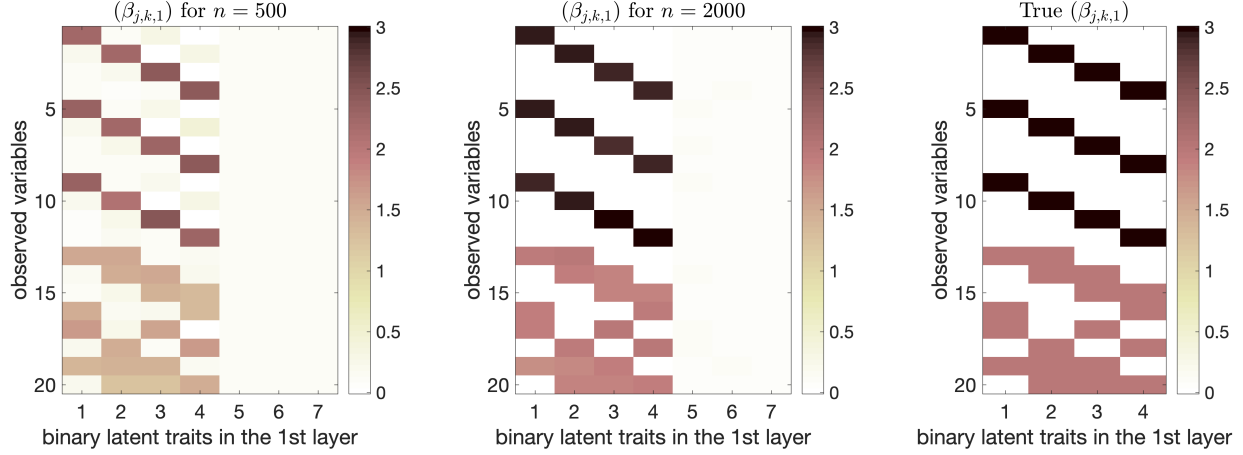
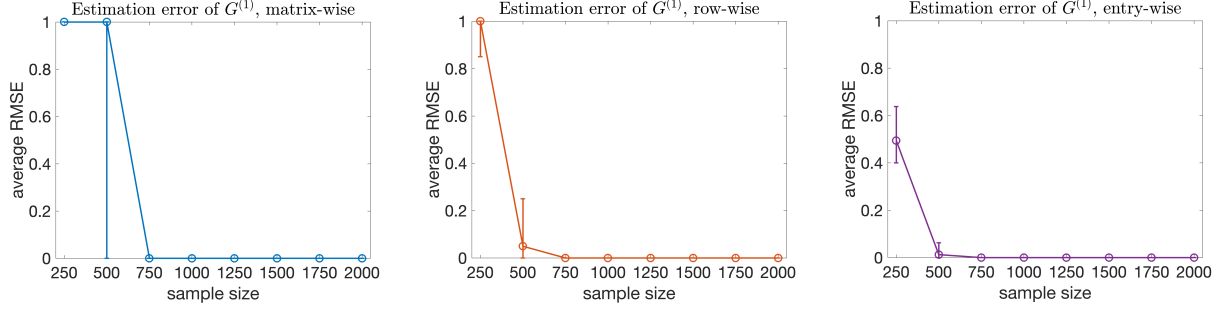


Figure 3: Posterior means of the main-effect parameters $\{\beta_{j,k,1}\}$ for response category $c = 1$ averaged across 50 independent replications, for $n = 500$ or 2000 . The $K_{\text{upper}} = 7$ is taken in the CSP prior for posterior inference, while the true K_1 is 4 as shown in the rightmost plot.

To assess how the approach performs with an increasing sample size, we consider eight sample sizes $n = 250 \cdot i$ for $i = 1, 2, \dots, 8$ under the same settings as above. To compare the estimated structures to the simulation truth with $K_1 = 4$, we retain exactly four binary latent variables $k \in [K_{\text{upper}}]$; choosing those having the largest average posterior variance $1/d \sum_{c=1}^d \sigma_{ck}^2$. For the discrete structure of the binary graphical matrix $\mathbf{G}^{(1)}$, we present mean estimation errors in Fig. 4. Specifically, Fig. 4(a) plots the errors of recovering the entire matrix $\mathbf{G}^{(1)}$, Fig. 4(b) plots the errors of recovering the row vectors of $\mathbf{G}^{(1)}$, and Fig. 4(b) plots the errors of recovering the individual entries of $\mathbf{G}^{(1)}$. For sample size as small as $n = 750$, estimation of $\mathbf{G}^{(1)}$ is very accurate across the simulation replications. Notably, $n = 750$ is much smaller than the total number of cells $d^p = 4^{20} \approx 1.1 \times 10^{12}$ in the contingency table for the observed variables \mathbf{y} . For continuous parameters $\beta_0 = \{\beta_{jc0}\}$, $\beta = \{\beta_{jck}\}$, and $\eta = \{\eta_{kb}\}$ respectively, in Fig. 5 we plot average root-mean-square errors (RMSE) of the posterior means versus sample size n . For each $\beta_0 = \{\beta_{jc0}\}$, $\beta = \{\beta_{jck}\}$, and $\eta = \{\eta_{kb}\}$, Fig. 5 shows RMSE decreases with sample size, which is as expected given our posterior consistency result in Theorem 3.



(a) Mean errors of recovering the entire matrix $\mathbf{G}^{(1)}$ (b) Mean errors of recovering the row vectors of $\mathbf{G}^{(1)}$ (c) Mean errors of recovering the individual entries of $\mathbf{G}^{(1)}$

Figure 4: Mean estimation errors of the binary graphical matrix $\mathbf{G}^{(1)}$ at the matrix level (in (a)), row level (in (b)), and entry level (in (c)). The median, 25% quantile, and 75% quantile based on the 50 independent simulation replications are shown by the circle, lower bar, and upper bar, respectively.

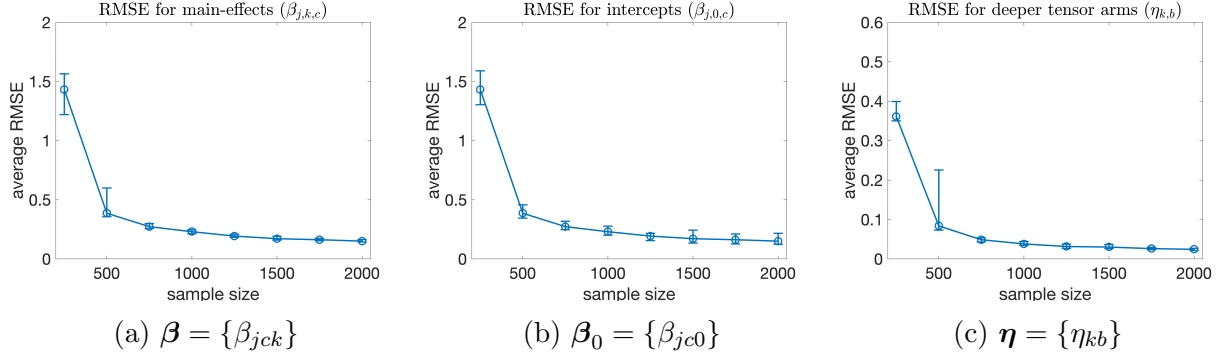


Figure 5: Average root-mean-square errors (RMSE) of the posterior means of the main-effects β , intercepts β_0 , and deeper tensor arms η versus sample size $n = 250 \cdot i$ for $i \in \{1, 2, \dots, 8\}$. The median, 25% quantile, and 75% quantile based on the 50 independent simulation replications are shown by the circle, lower bar, and upper bar, respectively.

6 Application to Nucleotide Sequence Data

We apply our proposed Bayesian two-latent-layer SG-LCM with the CSP prior to the Splice Junction dataset of DNA nucleotide sequences available from the UCI machine learning repository. We also analyze another dataset of nucleotide sequences, the Promoter data, and present the results in the Supplementary Material. The Splice Junction data consist of A, C, G, T nucleotides ($d = 4$) at $p = 60$ positions for $n = 3175$ DNA sequences. There are two types of genomic regions called introns and exons; junctions between these two are called splice junctions (Nguyen et al., 2016). Splice junctions can be further categorized as (a) exon-intron junction; and (b) intron-exon junction. The $n = 3175$ samples in the Splice dataset

each belong to one of three types: Exon-Intron junction (“EI”, 762 samples); Intron-Exon junction (“IE”, 765 samples); and Neither EI or IE (“N”, 1648 samples). Previous studies have used supervised learning methods for predicting sequence type (e.g., [Li and Wong, 2003](#); [Nguyen et al., 2016](#)). Here we fit the proposed two-latent-layer SG-LCM to the data in a completely unsupervised manner, with the sequence type information held out. We use the nucleotide sequences to learn discrete latent representations of each sequence, and then investigate whether the learned lower dimensional discrete latent features are interpretable and predictive of the sequence type.

We let the variable z in the deepest latent layer have $B = 3$ categories, inspired by the fact that there are three types of sequences: EI, IE, and N; but we do not use any information of which sequence belongs to which type when fitting the model to data. In the CSP prior, we take $K_{\text{upper}} = 7$ and $\alpha_0 = 2$. We ran the Gibbs sampler for 15000 iterations, discarding the first 5000 as burn-in, and retaining every fifth sample post burn-in to thin the chain. Based on examining traceplots, the sampler has good mixing behavior. Our method selects $K^* = 5$ binary latent variables. We index the saved posterior samples by $r \in \{1, \dots, R = 2000\}$, for each r denote the samples of \mathbf{G} by $(g_{j,k}^{(r)}; j \in [60], k \in [5])$. Similarly for each r , denote the posterior samples of the nucleotides sequences’ latent binary traits by $(a_{i,k}^{(r)}; i \in [3175], k \in [5])$, and denote those of the nucleotide sequences’ deep latent category by $(z_i^{(r)}; i \in [3175])$ where $z_i^{(r)} \in \{1, 2, 3\}$. Define our final estimators $\hat{\mathbf{G}} = (\hat{g}_{j,k})$, $\hat{\mathbf{A}} = (\hat{a}_{i,k})$, and $\hat{\mathbf{Z}} = (\hat{z}_{i,b})$ to be

$$\begin{aligned} \hat{g}_{j,k} &= \mathbb{I} \left(\frac{1}{R} \sum_{r=1}^R g_{j,k}^{(r)} > \frac{1}{2} \right), \quad \hat{a}_{i,k} = \mathbb{I} \left(\frac{1}{R} \sum_{r=1}^R a_{i,k}^{(r)} > \frac{1}{2} \right), \\ \hat{z}_{i,b} &= \begin{cases} 1, & \text{if } b = \arg \max_{b \in [B]} \frac{1}{R} \sum_{r=1}^R \mathbb{I}(z_i^{(r)} = b); \\ 0, & \text{otherwise.} \end{cases} \end{aligned}$$

The $\hat{g}_{j,k}$, $\hat{a}_{i,k}$, and $\hat{z}_{i,b}$ summarize information of the element-wise posterior modes of the discrete latent structures in our model. The 60×5 matrix $\hat{\mathbf{G}}$ depicts how the loci load on the binary latent traits, the 3175×5 matrix $\hat{\mathbf{A}}$ depicts the presence or absence of each binary latent trait in each nucleotide sequence, and the 3175×3 matrix $\hat{\mathbf{Z}}$ depicts which

deep latent group each nucleotide sequence belongs to. The $\hat{\mathbf{G}}$, $\hat{\mathbf{A}}$, and $\hat{\mathbf{Z}}$ are all binary matrices, but the first two are binary feature matrices while the last one $\hat{\mathbf{Z}}$ has each row having exactly one entry of “1” indicating group membership. In Fig. 6, the first three plots display the three estimated matrices $\hat{\mathbf{G}}$, $\hat{\mathbf{A}}$, and $\hat{\mathbf{Z}}$, respectively; and the last plot shows the held-out gene type information for reference. As for the estimated loci loading matrix $\hat{\mathbf{G}}$, Fig. 6(a) provides information on how the $p = 60$ loci depend on the five binary latent traits. Specifically, we found that the first 27 loci show somewhat similar loading patterns and mainly load on the first four binary traits. Also, the middle 10 loci (from locus 28 to locus 37) are similar in loading on all five traits, and the last 23 loci (from locus 38 to locus 60) are similar in exhibiting sparser loading structures. On the other hand, Fig. 6(b)–(d) show that the two matrices $\hat{\mathbf{A}}$ and $\hat{\mathbf{Z}}$ corresponding to the $n = 3175$ nucleotide sequences exhibit a clear pattern of clustering, which aligns well with the known but held-out junction types EI, IE, and N.

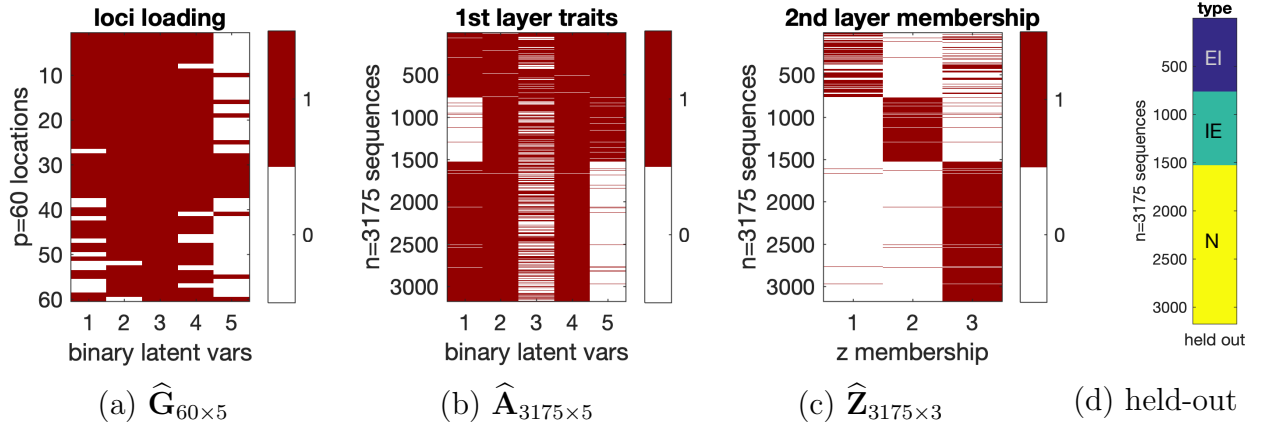


Figure 6: Splice junction data analysis under the CSP prior with $K_{\text{upper}} = 7$. Plots are presented with the $K^* = 5$ binary latent traits selected by our proposed method. After applying the rule-lists approach to deterministically match the latent features to the gene types as in (22), the accuracies for predicting the gene types EI, IE, N are all above 95%.

To formally assess how the latent discrete features learned by the proposed method perform in downstream prediction, we apply the “rule lists” classification approach in Angelino et al. (2017) to the estimated latent features in $\hat{\mathbf{A}}$ and $\hat{\mathbf{Z}}$ for $n = 3175$ nucleotide sequences. The rule-lists approach is an interpretable classification method based on a categorical feature space, and it finds simple and deterministic rules of the categorical features in predicting a (binary) class label. For each instance $i \in \{1, \dots, n = 3175\}$, we define the categorical

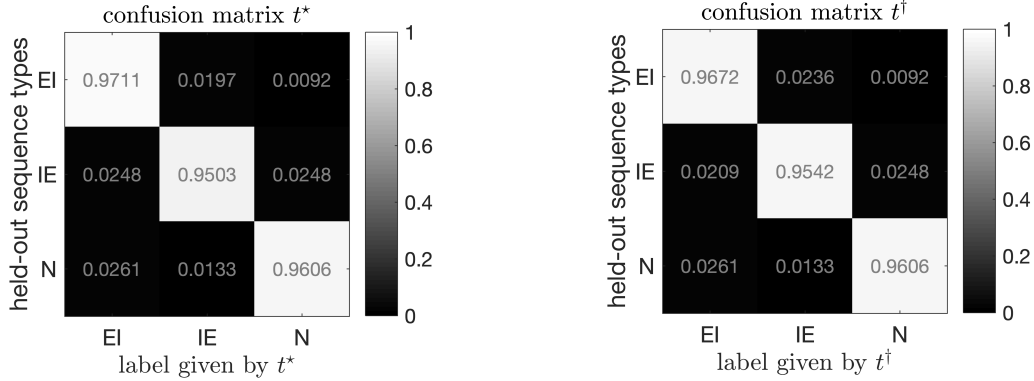
features to be the 8-dimensional vector $\hat{\mathbf{x}}_i = (\hat{z}_{i,1}, \hat{z}_{i,2}, \hat{z}_{i,3}, \hat{a}_{i,1}, \dots, \hat{a}_{i,5})$. The $\hat{\mathbf{x}}_i$ is concatenated from $\hat{\mathbf{z}}_i$ and $\hat{\mathbf{a}}_i$ and is a feature vector of binary entries. Denote the ground-truth nucleotide sequence types by $\mathbf{t} = (t_i; 1 \leq i \leq 3175)$, then $t_i = \text{EI}$ for $i = 1, \dots, 762$, $t_i = \text{IE}$ for $i = 763, \dots, 1527$, and $t_i = \text{N}$ for $i = 1528, \dots, 3175$. Recall that the information of t_i 's are not used in fitting our SG-LCM to obtain the latent features $\hat{\mathbf{x}}_i$'s. We use the Python package **CORELS** for the rule-lists method with \mathbf{x}_i 's and t_i 's as input, and find rules that match $\hat{\mathbf{x}}_i$'s to t_i 's. Specifically, these deterministic rules given by **CORELS** are:

$$\begin{aligned}\hat{t}_i^{\text{EI}} &= \mathbb{I}(\hat{a}_{i,1} = 1 \text{ and } \hat{a}_{i,5} = 1); \\ \hat{t}_i^{\text{IE}} &= \mathbb{I}(\hat{z}_{i,2} = 1); \\ \hat{t}_i^{\text{N}} &= \mathbb{I}(\hat{z}_{i,2} = 0 \text{ and } \hat{a}_{i,5} = 0)\end{aligned}\tag{22}$$

Eq. (22) gives a very simple and explicit rule depending on $\hat{z}_{i,2}$, $\hat{a}_{i,1}$, and $\hat{a}_{i,5}$ for each nucleotide sequence i . This simple rule can be empirically verified by comparing the middle two plots to the rightmost plot in Fig. 6. In (22), the rules for EI and IE are not mutually exclusive, but those for EI and N are mutually exclusive and the same holds for IE and N. Therefore, to obtain mutually exclusive rules for the three class labels EI, IE, and N based on (22), we can simply define the following two types of labels $\hat{\mathbf{t}}^\star = (\hat{t}_i^\star; i \in [n])$ and $\hat{\mathbf{t}}^\dagger = (\hat{t}_i^\dagger; i \in [n])$,

$$\hat{t}_i^\star = \begin{cases} \text{EI}, & \text{if } \hat{t}_i^{\text{EI}} = 1 \text{ and } \hat{t}_i^{\text{IE}} = 0; \\ \text{EI}, & \text{if } \hat{t}_i^{\text{IE}} = 1; \\ \text{N}, & \text{if } \hat{t}_i^{\text{N}} = 1; \end{cases} \quad \text{or} \quad \hat{t}_i^\dagger = \begin{cases} \text{EI}, & \text{if } \hat{t}_i^{\text{EI}} = 1; \\ \text{EI}, & \text{if } \hat{t}_i^{\text{IE}} = 1 \text{ and } \hat{t}_i^{\text{EI}} = 0; \\ \text{N}, & \text{if } \hat{t}_i^{\text{N}} = 1. \end{cases}\tag{23}$$

For the two types of labels $\hat{\mathbf{t}}^\star$ and $\hat{\mathbf{t}}^\dagger$ in (23), we provide their corresponding normalized confusion matrices in Fig. 7 along with their heatmaps. Fig. 7 shows that both $\hat{\mathbf{t}}^\star$ and $\hat{\mathbf{t}}^\dagger$ have very high prediction accuracies for the sequence types \mathbf{t} , with all the diagonal entries above 95%. The superb prediction performance as shown in Fig. 7 implies that the learned discrete latent features of nucleotide sequences are interpretable and very useful in the downstream task of classification. For the Splice Junction dataset, such accuracies are even comparable to the state-of-the-art prediction performance given by fine-tuned convolutional neural networks



(a) confusion matrix for the labels given by $\hat{\mathbf{t}}^*$ (b) confusion matrix for the labels given by $\hat{\mathbf{t}}^\dagger$

Figure 7: Downstream interpretable classification results for splice junction data following fitting the two-latent-layer SG-LCM. Prediction performance of the learned lower-dimensional discrete latent features are summarized in two confusion matrices, corresponding to $\hat{\mathbf{t}}^*$ and $\hat{\mathbf{t}}^\dagger$ defined in (23).

given in [Nguyen et al. \(2016\)](#), which are also between 95% and 97%.

7 Discussion

In this article, we investigated how to identify interpretable discrete latent structures from multivariate categorical data. The proposed multilayer sparse graph LCM is general and covers multiple existing statistical and machine learning models as special cases, while allowing for various assumptions on the conditional distributions. Our identifiability theory is key in providing reassurance that one can reliably and reproducibly learn the latent structure, guarantees that are lacking from almost all of the related literature.

The proposed Bayesian approach had excellent performance in our simulations and data analyses, showing good computational performance and a surprising ability to accurately infer interpretable and meaningful latent structure. There are immediate applications of the proposed SG-LCM approach in many other disciplines. For example, in ecology and biodiversity research, joint species distribution modeling is a very active area (see a recent book [Ovaskainen and Abrego, 2020](#)). The data consist of high-dimensional binary indicators of presence or absence of different species at each sampling location. In this context, SG-LCMs provide a useful approach for inferring latent community structure of biologic and

ecological interest.

To realize the applied potential of the proposed framework, there are several immediate research directions. The first is to develop algorithms and inferential frameworks for implementing SG-LCMs beyond the two layer case; unlike for deep neural networks, our identifiability theory provides a natural restriction on the number of layers and number of latent variables per layer depending on the dimensionality of the data. Conceptually, the approach we used for inferring the number of latent variables in the second layer can be used at each of multiple layers, but it remains to test and refine the associated algorithms. We suspect that interesting computational hurdles will arise in considering such extensions, particularly due to the need to enforce identifiability while designing computational algorithms.

More broadly, the proposed constrained CP decomposition and identifiability theory may also have applicability beyond models for multivariate discrete data. Consider the case where the data take the form of a non-negative tensor. Then the proposed constraint (2) on top of a nonnegative CP decomposition can also serve as a flexible tensor factorization model for finding interpretable latent structure underlying nonnegative continuous data. In such scenarios, it should be possible to extend our theory on identifiability to that on uniqueness of constrained-CP decomposition with some modifications.

Acknowledgements

This work was partially supported by grants R01ES027498 and R01ES028804 of the National Institutes of Environmental Health Sciences of the United States National Institutes of Health. This project has received funding from the European Research Council under the European Union’s Horizon 2020 research and innovation program (grant agreement No 856506).

Appendix: Technical Proofs of the Main Results

In this appendix, we give technical proofs of key theoretical results in the article, which include the proofs of all the results in Sections 2-3. The proofs of additional results in Section 4, proofs of some technical lemmas, posterior computation details, and additional data analysis are deferred to the Supplementary Material.

A.1 Proof of Proposition 1

We first prove part (a) of the proposition. Denote the Khatri-Rao product of the p matrices $\{\mathbf{A}^{(j)}, j \in [p]\}$ by $\mathbf{K}^0 = \odot_{j=1}^p \mathbf{A}^{(j)}$, then \mathbf{K}^0 is of size $\prod_{j=1}^p d_j \times k$ with rows indexed by the variable pattern $\mathbf{y} \in \times_{j=1}^p [d_j]$ and columns indexed by the latent category $h \in [k]$. We first introduce a useful lemma about the Khatri-Rao product. The proof of the lemma is provided in the Supplementary Material.

Lemma 1. *For matrices $\mathbf{A}_j, \mathbf{B}_j$ for $j \in \{1, \dots, p\}$, there is*

$$\odot_{j=1}^p \{\mathbf{A}_j \mathbf{B}_j\} = \{\otimes_{j=1}^p \mathbf{A}_j\} \cdot \{\odot_{j=1}^p \mathbf{B}_j\}, \quad (\text{A.1})$$

where $\mathbf{A}_j, \mathbf{B}_j$ have compatible dimensions such that the left hand side is well defined.

By Lemma 1, \mathbf{K}^0 can be written as

$$\begin{aligned} \mathbf{K}^0 &= \bigotimes_{j=1}^p \left\{ \begin{pmatrix} 1 & 0 & \cdots & 0 & 0 \\ 0 & 1 & \cdots & 0 & 0 \\ \vdots & \vdots & \ddots & \vdots & \vdots \\ 0 & 0 & \cdots & 1 & 0 \\ -1 & -1 & \cdots & -1 & 1 \end{pmatrix} \cdot \begin{pmatrix} \lambda_{1,1}^{(j)} & \lambda_{2,1}^{(j)} & \cdots & \lambda_{k,1}^{(j)} \\ \lambda_{1,2}^{(j)} & \lambda_{2,2}^{(j)} & \cdots & \lambda_{k,2}^{(j)} \\ \vdots & \vdots & \vdots & \vdots \\ \lambda_{1,d_j-1}^{(j)} & \lambda_{2,d_j-1}^{(j)} & \cdots & \lambda_{k,d_j-1}^{(j)} \\ 1 & 1 & \cdots & 1 \end{pmatrix} \right\} \\ &= \left\{ \bigotimes_{j=1}^p \begin{pmatrix} 1 & 0 & \cdots & 0 & 0 \\ 0 & 1 & \cdots & 0 & 0 \\ \vdots & \vdots & \ddots & \vdots & \vdots \\ 0 & 0 & \cdots & 1 & 0 \\ -1 & -1 & \cdots & -1 & 1 \end{pmatrix} \right\} \cdot \left\{ \bigodot_{j=1}^p \begin{pmatrix} \lambda_{1,1}^{(j)} & \lambda_{2,1}^{(j)} & \cdots & \lambda_{k,1}^{(j)} \\ \lambda_{1,2}^{(j)} & \lambda_{2,2}^{(j)} & \cdots & \lambda_{k,2}^{(j)} \\ \vdots & \vdots & \vdots & \vdots \\ \lambda_{1,d_j-1}^{(j)} & \lambda_{2,d_j-1}^{(j)} & \cdots & \lambda_{k,d_j-1}^{(j)} \\ 1 & 1 & \cdots & 1 \end{pmatrix} \right\} \end{aligned}$$

$$=: \bigotimes_{j=1}^p \mathbf{B}^j \cdot \mathbf{K} =: \mathbf{B}^0 \cdot \mathbf{K},$$

where \mathbf{B}^0 is the Kronecker product of p lower-triangular matrices \mathbf{B}_j^0 's whose diagonal entries all equal to one. So by the property of the Kronecker product, $\text{rank}(\mathbf{B}^0) = \prod_{j=1}^p \text{rank}(\mathbf{B}_j^0) = \prod_{j=1}^p d_j$. Therefore \mathbf{B}^0 is invertible, and \mathbf{K}^0 has full column rank if and only if \mathbf{K} has full column rank. We next constructively find k rows of this $\prod_{j=1}^p d_j \times k$ matrix to form a $k \times k$ invertible submatrix, which will establish the full-rankness of matrix \mathbf{K} and hence the full-rankness of \mathbf{K}^0 .

We next introduce the *lexicographic order* between binary vectors of the same length to facilitate the proof. For two binary vectors $\mathbf{x} = (x_1, \dots, x_p), \mathbf{y} = (y_1, \dots, y_p)$ both of length p , we say \mathbf{x} is of greater lexicographic order than \mathbf{y} and denote by $\mathbf{x} \succ_{\text{lex}} \mathbf{y}$ if either $x_1 > y_1$, or $x_\ell > y_\ell$ for some $\ell \in \{2, \dots, p\}$ and $x_m = y_m$ for all $m = 1, \dots, \ell - 1$. Under the assumption of the lemma, the k columns of the constraint matrix \mathbf{S} are distinct. An important consequence of this is that the k columns of \mathbf{S} can be arranged in a decreasing lexicographic order. Without loss of generality, we assume

$$S_{:,1} \succ_{\text{lex}} S_{:,2} \succ_{\text{lex}} \dots \succ_{\text{lex}} S_{:,k}. \quad (\text{A.2})$$

Next we construct the $k \times k$ invertible submatrix \mathbf{E} of \mathbf{K} as follows. Since the rows of \mathbf{K} are indexed by $\mathbf{y} \in [d_j]^p$, we focus on constructing k different patterns $\mathbf{y}^1, \dots, \mathbf{y}^k \in [d_j]^p$ to form \mathbf{E} . Denote by \mathbf{e}_j a J -dimensional standard basis vector with the j th entry being one and the rest being zeros. We define

$$\begin{aligned} \mathbf{y}^1 &= \sum_{j: S_{j,1}=1} y_j^1 \mathbf{e}_j + \sum_{j: S_{j,1}=0} d_j \mathbf{e}_j; \\ \mathbf{y}^2 &= \sum_{j: S_{j,2}=1} y_j^2 \mathbf{e}_j + \sum_{j: S_{j,2}=0} d_j \mathbf{e}_j; \\ &\vdots \\ \mathbf{y}^k &= \sum_{j: S_{j,k}=1} y_j^k \mathbf{e}_j + \sum_{j: S_{j,k}=0} d_j \mathbf{e}_j, \end{aligned} \quad (\text{A.3})$$

where $y_j^h \in \{1, \dots, d_j - 1\}$ for each $h \in [k]$ can be arbitrary; as long as $y_j^h \neq d_j$. We claim

that $\mathbf{E} := \mathbf{K}_{(\mathbf{y}^1, \mathbf{y}^2, \dots, \mathbf{y}^k), \cdot}$ is invertible. We next prove this claim. First, there is

$$\mathbf{E}_{\ell, h} = \mathbf{K}_{\mathbf{y}^\ell, h} = \prod_{j: S_{j, \ell} = 1} \lambda_{y_j^\ell, h}^{(j)} \prod_{j: S_{j, \ell} = 0} 1 = \prod_{j: S_{j, \ell} = 1} \lambda_{y_j^\ell, h}^{(j)}, \quad \ell \in [k], \quad h \in [k]. \quad (\text{A.4})$$

The matrix \mathbf{K} can be viewed as a map taking the k matrices $\mathbf{\Lambda} = \{\mathbf{\Lambda}^{(j)} : j \in [p]\}$ as the input. Consider an arbitrary collection of p vectors $\mathbf{\Delta} := \{\mathbf{\delta}^{(j)} : j \in [p]\}$, where $\mathbf{\delta}^{(j)} = \{\delta_c^{(j)} : c \in [d_j]\}$ and $\delta_{d_j}^{(j)} = 0\}$ is d_j -dimensional vector with the last element equal to zero for each j . Then $\mathbf{\Lambda}^{(j)}$ and $\mathbf{\delta}^{(j)} \cdot \mathbf{1}_k^\top$ have the same size $d_j \times k$. We introduce the following useful lemma, whose proof is in the Supplementary Material.

Lemma 2. *There exists a $\prod_{j=1}^p d_j \times \prod_{j=1}^p d_j$ invertible square matrix $\mathbf{B} := \mathbf{B}(\{\mathbf{\delta}^{(j)}\}_{j \in [p]})$ depending only on $\{\mathbf{\delta}^{(j)}\}_{j \in [p]}$ such that*

$$\mathbf{K}(\{\mathbf{\Lambda}^{(j)} - \mathbf{\delta}^{(j)} \cdot \mathbf{1}_k^\top\}_{j \in [p]}) = \mathbf{B}(\{\mathbf{\delta}^{(j)}\}_{j \in [p]}) \cdot \mathbf{K}(\{\mathbf{\Lambda}^{(j)}\}_{j \in [p]}). \quad (\text{A.5})$$

Lemma 2 implies that we can show $\mathbf{K}(\{\mathbf{\Lambda}^{(j)}\}_{j \in [p]})$ has full column rank by showing that matrix $\mathbf{K}(\{\mathbf{\Lambda}^{(j)} - \mathbf{\delta}^{(j)} \cdot \mathbf{1}_k^\top\}_{j \in [p]})$ has full column rank for some $\mathbf{\delta}^{(j)}$'s. In particular, we construct $\mathbf{\delta}^{(j)}$ to be

$$\delta_c^{(j)} = \lambda_{c,0}^{(j)} \text{ for } c \in [d_j - 1]; \quad \delta_{d_j}^{(j)} = 0.$$

Recall the $\mathbf{y}^1, \dots, \mathbf{y}^k$ defined in (A.3), then the (\mathbf{y}^ℓ, h) th entry of $\mathbf{K}(\{\mathbf{\Lambda}^{(j)} - \mathbf{\delta}^{(j)} \cdot \mathbf{1}_k^\top\}_{j \in [p]})$ is

$$\mathbf{E}_{\ell, h}^* = \prod_{j: S_{j, \ell} = 1} \left(\lambda_{y_j^\ell, h}^{(j)} - \delta_{y_j^\ell}^{(j)} \right) = \prod_{j: S_{j, \ell} = 1} \left(\lambda_{y_j^\ell, h}^{(j)} - \lambda_{y_j^\ell, 0}^{(j)} \right), \quad \ell \in [k], \quad h \in [k].$$

Now consider if $\ell < h$, then because $S_{:, \ell} \succ_{\text{lex}} S_{:, h}$ under our assumption in (A.2), there must be some variable $j \in [p]$ such that $S_{j, \ell} = 1$ and $S_{j, h} = 0$, so $\lambda_{y_j^\ell, h}^{(j)} = \lambda_{y_j^\ell, 0}^{(j)}$ for this j . This means for $\ell < h$ the $\mathbf{E}_{\ell, h}^*$ must contain a factor of $\left(\lambda_{y_j^\ell, 0}^{(j)} - \lambda_{y_j^\ell, 0}^{(j)} \right) = 0$, hence $\mathbf{E}_{\ell, h}^* = 0$ for any $\ell < h$. So far we have obtained that \mathbf{E}^* is a lower-triangular matrix. We further look at its diagonal entries. For any $h \in [k]$ there is

$$\mathbf{E}_{h, h}^* = \prod_{j: S_{j, h} = 1} \left(\lambda_{y_j^h, h}^{(j)} - \lambda_{y_j^h, h}^{(j)} \right) \neq 0$$

due to the inequality constraint (3) that $\lambda_{y_j, h}^{(j)} \neq \lambda_{y_j, 0}^{(j)}$ if $S_{j, h} = 1$. Now we have shown \mathbf{E}^* is a lower-triangular matrix with all the diagonal entries being nonzero, therefore \mathbf{E}^* is invertible. Since \mathbf{E}^* is a submatrix of $\mathbf{K}(\{\mathbf{\Lambda}^{(j)} - \boldsymbol{\delta}^{(j)} \cdot \mathbf{1}_k^\top\}_{j \in [p]})$ containing k of its rows, the latter must have full column rank. So by Lemma 2, $\mathbf{K}(\{\mathbf{\Lambda}^{(j)}\}_{j \in [p]})$ also has full column rank. This proves part (a) of the proposition.

We next prove part (b) of the proposition. It suffices to show that in the special case described in Remark 1 the Khatri-Rao product matrix $\mathbf{K} = \odot_{j=1}^p \mathbf{\Lambda}^{(j)}$ does not have full column rank. Specifically, suppose that besides constraint (2) that $\lambda_{1:d_j, h_1}^{(j)} = \lambda_{1:d_j, h_2}^{(j)}$ if $S_{j, h_1} = S_{j, h_2} = 0$, the parameters also satisfy $\lambda_{1:d_j, h_1}^{(j)} = \lambda_{1:d_j, h_2}^{(j)}$ if $S_{j, h_1} = S_{j, h_2} = 1$. In this case, we claim that if $\mathbf{S}_{:, h_1} = \mathbf{S}_{:, h_2}$ then there must also be $\mathbf{K}_{:, h_1} = \mathbf{K}_{:, h_2}$. To see this, first note that now the constraint put by the matrix \mathbf{S} becomes $\lambda_{1:d_j, h_1}^{(j)} = \lambda_{1:d_j, h_2}^{(j)}$ as long as $S_{j, h_1} = S_{j, h_2}$. So for each $\mathbf{c} = (c_1, \dots, c_p)^\top \in \times_{j=1}^p [d_j]$, there is

$$\mathbf{K}_{\mathbf{c}, h_1} = \prod_{j=1}^p \lambda_{c_j, h_1}^{(j)} = \prod_{j=1}^p \lambda_{c_j, h_2}^{(j)} = \mathbf{K}_{\mathbf{c}, h_2}, \quad (\text{A.6})$$

where the second equality above follows from $S_{j, h_1} = S_{j, h_2}$ for each $j \in [p]$. Now that (A.6) holds for all possible $\mathbf{c} \in \times_{j=1}^p [d_j]$, we have $\mathbf{K}_{:, h_1} = \mathbf{K}_{:, h_2}$. Therefore, the matrix \mathbf{K} is rank-deficient since it contains identical column vectors. This completes the proof of Proposition 1.

A.2 Proof of Theorem 1

For a matrix \mathbf{M} , the Kruskal's rank is the maximal number r such that every r columns of \mathbf{M} are linear independent. Denote the Kruskal's rank of \mathbf{M} by $\text{rank}_K(\mathbf{M})$. We next restate a useful version of the Kruskal's theorem on three-way tensor decomposition here to facilitate the proof; see more discussion on how this theorem can be invoked to show identifiability for a variety of latent variable models in Allman et al. (2009).

Lemma 3 (Kruskal (1977)). *Suppose M_1, M_2, M_3 are three matrices of dimension $a_i \times k$ for $i = 1, 2, 3$, N_1, N_2, N_3 are three matrices each with k columns, and $\odot_{i=1}^3 M_i = \odot_{i=1}^3 N_i$. If $\text{rank}_K(M_1) + \text{rank}_K(M_2) + \text{rank}_K(M_3) \geq 2k + 2$, then there exists a permutation matrix P*

and three invertible diagonal matrices D_i with $D_1 D_2 D_3 = \mathbf{I}_k$ and $N_i = M_i D_i P$.

Under assumption (a) in the theorem, we apply Lemma 3 to establish that $\mathbf{K}^i := \mathbf{K}(\{\Lambda^{(j)}\}_{j \in \mathcal{A}_i})$ has full column rank for $i = 1$ and 2. Now consider $\mathbf{K}^3 := \mathbf{K}(\{\Lambda^{(j)}\}_{j \in \mathcal{A}_3})$ for the set of variables \mathcal{A}_3 . We first claim that for each column h of \mathbf{K}^3 , the sum of all the entries of \mathbf{K}^3 in this column equals one. To see this, denote the indices of variables in \mathcal{A}_3 by $\{j_1, \dots, j_m\}$ with $m = |\mathcal{A}_3|$, then

$$\sum_{\mathbf{c} \in \times_{j \in \mathcal{A}_3} [d_j]} \mathbf{K}_{\mathbf{c}, h}^3 = \sum_{\substack{(c_{j_1}, \dots, c_{j_m}) \in \\ [d_{j_1}] \times \dots \times [d_{j_m}]}} \left(\prod_{\ell=1}^m \lambda_{h, c_{j_\ell}}^{(j_\ell)} \right) = \prod_{\ell=1}^m \left(\sum_{c_{j_\ell} \in [d_{j_\ell}]} \lambda_{h, c_{j_\ell}}^{(j_\ell)} \right) = \prod_{\ell=1}^m 1 = 1.$$

From the above it is not hard to see that $\mathbf{K}_{\mathbf{c}, h}^3 = \mathbb{P}(y_{j_1} = c_{j_1}, \dots, y_{j_m} = c_{j_m} \mid z = h)$ where z is the latent class indicator variable. So $\mathbf{K}_{:, h}^3$ is a vector living in the $(\prod_{j \in \mathcal{A}_3} d_j - 1)$ -dimensional simplex for each h , characterizing the conditional joint distribution of $\{y_j\}_{j \in \mathcal{A}_3}$ given $z = h$.

Under assumption (b) in the theorem, we claim that the matrix \mathbf{K}^3 must have Kruskal rank at least two. We show this via proof by contradiction. Suppose there exist two different columns of \mathbf{K}^3 indexed by h_1, h_2 that are linear dependent, then there are some $a, b \in \mathbb{R}$ such that

$$a \cdot \mathbf{K}_{:, h_1}^3 + b \cdot \mathbf{K}_{:, h_2}^3 = 0, \quad (\text{A.7})$$

with $a \neq 0$ or $b \neq 0$. Since in the last paragraph we established $\sum_{\mathbf{c}} \mathbf{K}_{\mathbf{c}, h}^3 = 1$ for each h , we can take the sum over all the $\mathbf{c} \in \times_{j \in \mathcal{A}_3} [d_j]$ and obtain $a \cdot 1 + b \cdot 1 = 0$. If $a \neq 0$, then $\mathbf{K}_{:, h_1}^3 = -b/a \mathbf{K}_{:, h_2}^3 = \mathbf{K}_{:, h_2}^3$. Now we fix an arbitrary $\ell \in \mathcal{A}_3$ and $c_\ell \in [d_\ell]$ in (A.7) and sum over all the remaining indices,

$$\sum_{\substack{m \in [p] \\ m \neq j}} \sum_{c_m \in [d_m]} \mathbf{K}_{\mathbf{c}, h_1}^3 = \sum_{\substack{m \in [p] \\ m \neq j}} \sum_{c_m \in [d_m]} \prod_{j=1}^p \lambda_{h_1, c_j}^{(j)} = \lambda_{h_1, c_\ell}^{(\ell)} \prod_{\substack{m \in [p] \\ m \neq \ell}} \left(\sum_{c_m \in [d_m]} \lambda_{h_1, c_m}^{(m)} \right) = \lambda_{h_1, c_\ell}^{(\ell)},$$

so $\mathbf{K}_{:, h_1}^3 = \mathbf{K}_{:, h_2}^3$ indeed indicates that $\lambda_{h_1, c_\ell}^{(\ell)} = \lambda_{h_2, c_\ell}^{(\ell)}$ for any $\ell \in \mathcal{A}_3$ and $c_\ell \in [d_\ell]$. This contradicts the assumption (b) in the theorem that for any $h_1 \neq h_2$ there exists $j \in \mathcal{A}_3$ and $c \in [d_j]$ for which $\lambda_{h_1, c}^{(j)} \neq \lambda_{h_2, c}^{(j)}$. This contradiction implies that \mathbf{K}^3 must have Kruskal rank at least two.

Finally, since the distribution for the observed $\mathbf{y} = (y_1, \dots, y_j)^\top$ can be written as the tensor $\mathbf{\Pi} = (\pi_{c_1 \dots c_p})$ and further

$$\mathbf{\Pi} = \{\odot_{j=1}^p \mathbf{\Lambda}^j\} \cdot \boldsymbol{\nu} = \{\odot_{i=1}^3 \mathbf{K}^i\} \cdot \boldsymbol{\nu} = \mathbf{K}^3 \odot \mathbf{K}^2 \odot \{\mathbf{K}^1 \cdot \text{diag}(\boldsymbol{\nu})\}, \quad (\text{A.8})$$

where $\boldsymbol{\nu} = (\nu_1, \dots, \nu_k)^\top$ belongs to the $(k-1)$ -dimensional simplex and $\text{diag}(\boldsymbol{\nu})$ denotes a $k \times k$ diagonal matrix with diagonal entries being ν_h 's. Recall that we have established \mathbf{K}^1 , \mathbf{K}^2 both have full column rank and \mathbf{K}^3 has Kruskal rank at least two. Under the assumption that $\nu_h > 0$ for each $h \in [k]$ in the theorem, it is not hard to see that matrix $\mathbf{K}^1 \cdot \text{diag}(\boldsymbol{\nu})$ also has full column rank. Now suppose an alternative set of parameters $(\bar{\boldsymbol{\nu}}, \bar{\mathbf{\Lambda}})$ and the true parameters $(\boldsymbol{\nu}, \mathbf{\Lambda})$ lead to the same distribution, that is, lead to the same $\mathbf{\Pi}$. We similarly denote $\bar{\mathbf{K}}^i := \mathbf{K}(\{\bar{\mathbf{\Lambda}}^{(j)}\}_{j \in \mathcal{A}_i})$ for $i = 1, 2, 3$. Then

$$\mathbf{K}^3 \odot \mathbf{K}^2 \odot \{\mathbf{K}^1 \cdot \text{diag}(\boldsymbol{\nu})\} = \bar{\mathbf{K}}^3 \odot \bar{\mathbf{K}}^2 \odot \{\bar{\mathbf{K}}^1 \cdot \text{diag}(\bar{\boldsymbol{\nu}})\}.$$

Now we apply Lemma 3 to this three-way decomposition and obtain

$$\bar{\mathbf{K}}^i = \mathbf{K}^i D_i P \quad \text{for } i = 2, 3; \quad \bar{\mathbf{K}}^1 \cdot \text{diag}(\bar{\boldsymbol{\nu}}) = \mathbf{K}^1 \cdot \text{diag}(\boldsymbol{\nu}) D_1 P \quad (\text{A.9})$$

for a permutation matrix P and three invertible diagonal matrices D_i . Now note that both $\bar{\mathbf{K}}^i$ and \mathbf{K}^i have each column characterizing the conditional joint distribution of $\{y_j\}_{j \in \mathcal{A}_i}$ given the h th latent class $z = h$. Therefore the sum of each column of $\bar{\mathbf{K}}^i$ or \mathbf{K}^i equals one, which implies the diagonal matrix D_i is an identity matrix for $i = 2$ or 3 . Since Lemma 3 ensures $D_1 D_2 D_3 = I_k$, we also obtain $D_1 = I_k$. So far we have obtained $\bar{\mathbf{K}}^i = \mathbf{K}^i P$ for $i = 2, 3$ and $\bar{\mathbf{K}}^1 \cdot \text{diag}(\bar{\boldsymbol{\nu}}) = \mathbf{K}^1 \cdot \text{diag}(\boldsymbol{\nu}) P$. Now proceeding in the same way as the argument after Eq. (A.7), the $\bar{\mathbf{K}}^i = \mathbf{K}^i P$ for $i = 2, 3$ implies $\bar{\mathbf{\Lambda}}^j = \mathbf{\Lambda}^j \cdot P$ for all $j \in \mathcal{A}_2 \cup \mathcal{A}_3$. For $i = 3$, consider $h_1 \in [k]$ and assume without loss of generality that the (h_2, h_1) th entry of matrix P is $P_{h_2, h_1} = 1$. Then the h_1 th column of the equality $\bar{\mathbf{K}}^1 \cdot \text{diag}(\bar{\boldsymbol{\nu}}) = \mathbf{K}^1 \cdot \text{diag}(\boldsymbol{\nu}) P$ gives $\bar{\mathbf{K}}_{c, h_1}^1 \cdot \bar{\nu}_{h_1} = \bar{\mathbf{K}}_{c, h_1}^1 \cdot \nu_{h_2}$; summing over the index $c \in \times_{j \in \mathcal{A}_1} [d_j]$ gives $\bar{\nu}_{h_1} = \nu_{h_2}$. Note we have generally established $\bar{\nu}_{h_1} = \nu_{h_2}$ whenever $P_{h_2, h_1} = 1$, which means $\bar{\boldsymbol{\nu}}^\top = \boldsymbol{\nu}^\top \cdot P$. Combining this with (A.9), we obtain $\bar{\mathbf{K}}^1 = \mathbf{K}^1 \cdot P$ and $\bar{\mathbf{\Lambda}}^{(j)} = \mathbf{\Lambda}^{(j)}$ for $j \in \mathcal{A}_1$ as a last step. This establishes the strict identifiability of all the parameters $\boldsymbol{\nu}$ and $\mathbf{\Lambda}$ up to a relabeling of the

latent classes.

A.3 Proof of Corollary 1

Following a similar argument as the proof of Theorem 1, we can establish that each $\mathbf{K}^i = \mathbf{K}(\{\mathbf{\Lambda}^{(j)}\}_{j \in \mathcal{A}_i})$ has full column rank for $i = 1, 2, 3$. Since if a matrix with at least two columns has full column rank, it must also have Kruskal rank at least two, the assumptions in Theorem 1 are satisfied and the conclusion of the corollary directly follows.

A.4 Proof of Theorem 2

We next introduce a useful concept in algebraic geometry, the *algebraic variety*, to facilitate the proof. An algebraic variety \mathcal{V} is defined to be the simultaneous zero-set of a finite set of multivariate polynomials $\{f_i\}_{i=1}^n \subseteq \mathbb{R}[x_1, x_2, \dots, x_d]$, $\mathcal{V} = \mathcal{V}(f_1, \dots, f_n) = \{\mathbf{x} \in \mathbb{R}^d \mid f_i(\mathbf{x}) = 0, 1 \leq i \leq n\}$. An algebraic variety \mathcal{V} equals the entire space \mathbb{R}^d if all of the polynomials f_i defining it are zero polynomials. Otherwise, \mathcal{V} is called a *proper subvariety* of dimension less than d , in which case it must have Lebesgue measure zero in \mathbb{R}^d . The same argument still holds if the above \mathbb{R}^d is replaced by a parameter space $\mathcal{T} \subseteq \mathbb{R}^d$ that contains an open ball of full dimension in \mathbb{R}^d . For the constrained latent class model under constraints (2) and (3), we have the following parameter space for $\mathbf{\Lambda}$ subject to the constraint of \mathbf{S} (denoted by $\Omega^{\mathbf{S}}$) and mixture proportions $\boldsymbol{\nu}$,

$$\begin{aligned} \Omega^{\mathbf{S}} = \Big\{ (\mathbf{\Lambda}^{\mathbf{S}}, \boldsymbol{\nu}) : & \forall j \in [p], \forall c_j \in [d_j], \max_{h: S_{j,h}=0} \lambda_{c_j,h}^{(j)} = \min_{h: S_{j,h}=0} \lambda_{c_j,h}^{(j)} \\ & \forall j \in [p], \forall c_j \in [d_j], \lambda_{c_j,h_1}^{(j)} \neq \lambda_{c_j,h_2}^{(j)} \text{ if } S_{j,h_1} \neq S_{j,h_2}; \\ & \sum_{h=1}^k \nu_h = 1, \nu_h > 0 \ \forall h \in [k] \Big\}. \end{aligned}$$

On $\Omega^{\mathbf{S}}$, altering some entries in \mathbf{S} from one to zero is equivalent to imposing more equality constraints on $\mathbf{\Lambda}$ and forces the resulting parameters to be in $\Omega^{\tilde{\mathbf{S}}}$ instead of $\Omega^{\mathbf{S}}$. Under the condition that the altered submatrix $\tilde{\mathbf{S}}_{\mathcal{A}_i,:}$ has distinct column vectors, Proposition 1 gives that for any $\mathbf{\Lambda} \in \Omega^{\tilde{\mathbf{S}}}$ the matrix $\odot_{j \in \mathcal{A}_i} \mathbf{\Lambda}^{(j)}$ has full column rank k for $i = 1, 2$. Note that

the statement that the $\prod_{j \in \mathcal{A}_i} d_j \times k$ matrix $\odot_{j \in \mathcal{A}_i} \mathbf{\Lambda}^{(j)}$ has full column rank k is equivalent to the following statement,

- (M) the maps sending the matrix $\odot_{j \in \mathcal{A}_i} \mathbf{\Lambda}^{(j)}$ to all of its $C_i := (\prod_{j \in \mathcal{A}_i} d_j)! / (k! (\prod_{j \in \mathcal{A}_i} d_j - k)!)$ possible $k \times k$ minors $M_1^i, M_2^i, \dots, M_{C_i}^i$ yields at least one nonzero minor.

Here each matrix determinant M_ℓ^i is a polynomial of the parameters $\{\mathbf{\Lambda}^{(j)}\}_{j \in \mathcal{A}_i}$, so we can simply write each of them as $M_\ell^i(\{\mathbf{\Lambda}^{(j)}\}_{j \in \mathcal{A}_i})$. We now define

$$\mathcal{N} = \bigcup_{i=1,2} \left\{ \bigcap_{\ell=1}^{C_i} \{(\mathbf{\Lambda}, \boldsymbol{\nu}) \in \Omega^{\mathbf{S}} : M_\ell^i(\{\mathbf{\Lambda}^{(j)}\}_{j \in \mathcal{A}_i}) = 0\} \right\},$$

then $\mathcal{N} \subseteq \Omega^{\mathbf{S}}$ and \mathcal{N} is an algebraic variety defined by polynomials of the model parameters. An important observation is that this \mathcal{V} is a *proper* subvariety of $\Omega^{\mathbf{S}}$. We next prove this claim. First, note that for any $\mathbf{\Lambda} \in \Omega^{\tilde{\mathbf{S}}}$, there exists some $\mathbf{\Lambda}^* \in \Omega^{\mathbf{S}}$ that is arbitrarily close to $\mathbf{\Lambda}$. This is because the altered parameter space $\Omega^{\tilde{\mathbf{S}}}$ is obtained by changing some inequality constraints in the original $\Omega^{\mathbf{S}}$ to equality constraints. Therefore, fixing a $\mathbf{\Lambda} \in \Omega^{\tilde{\mathbf{S}}}$ and considering a corresponding $\mathbf{\Lambda}^* \in \Omega^{\mathbf{S}}$ close enough to $\mathbf{\Lambda}$, since the statement (M) ensures $M_{\ell_i}^i(\{\mathbf{\Lambda}^{(j)}\}_{j \in \mathcal{A}_i}) \neq 0$ for some $\ell_i \in [C_i]$, $i = 1, 2$, we also have $M_{\ell_i}^i(\{\mathbf{\Lambda}^{*,(j)}\}_{j \in \mathcal{A}_i}) \neq 0$ for $\ell_i \in [C_i]$, $i = 1, 2$. The above argument holds because the polynomials $M_{\ell_i}^i(\cdot)$'s are continuous functions of the $\mathbf{\Lambda}$ -parameters and $\mathbf{\Lambda}^* \in \Omega^{\mathbf{S}}$ and $\mathbf{\Lambda}$ are close enough. This indicates that the polynomials defining \mathcal{V} contain at least one nonzero polynomial on $\Omega^{\mathbf{S}}$. This proves the earlier claim that \mathcal{V} is a proper subvariety of $\Omega^{\mathbf{S}}$, so \mathcal{V} has measure zero with respect to the Lebesgue measure on $\Omega^{\mathbf{S}}$. Then we can simply consider parameters falling in $\Omega^{\mathbf{S}} \setminus \mathcal{N}$ and proceed in the same way as in the proof of Theorem 1 to establish identifiability. The argument above establishes generic identifiability of the parameters by Definition 2. This completes the proof of Theorem 2.

A.5 Proof of Theorem 3

First, based on Theorem 2 in [Dunson and Xing \(2009\)](#) we obtain that when the priors for $\mathbf{\Lambda}^{\mathbf{S}}$ (denoting the $\mathbf{\Lambda}$ subject to the constraints imposed by the constraint matrix \mathbf{S}) and $\boldsymbol{\nu}$ both have full support, then the induced prior on the probability tensor $\mathbf{\Pi}$ for \mathbf{y}_i also has

full support on the $(\prod_{j=1}^p d_j - 1)$ -dimensional simplex. We need to establish that for any $\epsilon^* > 0$ there exists some positive integer N such that for all $n > N$ there is

$$\mathbb{P}(\Theta \in \mathcal{N}_\epsilon^c(\Theta^0) \mid \mathbf{y}_1, \dots, \mathbf{y}_n) < \epsilon^* \text{ a.s. } \mathbb{P}^0.$$

Define

$$\delta = \inf_{\Theta \in \mathcal{N}_\epsilon^c(\Theta^0)} \|\mathbf{\Pi}_{\Theta^0} - \mathbf{\Pi}_\Theta\|_1,$$

where $\mathbf{\Pi}_{\Theta^0}$ denotes the probability tensor characterizing the distribution of \mathbf{y}_i under parameters Θ^0 . According to identifiability, there is $\mathbb{P}_{\Theta^0} \neq \mathbb{P}_\Theta$ for $\Theta \in \Theta \setminus \mathcal{N}_\epsilon(\Theta^0)$. Since \mathcal{N}_ϵ is an open set and the entire parameter space Θ is a compact set, the complement $\mathcal{N}_\epsilon^c(\Theta^0)$ is also compact. Therefore the previously defined δ is greater than zero. and there exists some N such that for $n > N$,

$$\mathbb{P}(\Theta \in \mathcal{N}_\epsilon^c(\Theta^0) \mid \mathbf{y}_1, \dots, \mathbf{y}_n) \leq \mathbb{P}(\|\mathbf{\Pi}_{\Theta^0} - \mathbf{\Pi}_\Theta\|_1 > \delta/2 \mid \mathbf{y}_1, \dots, \mathbf{y}_n) < \epsilon^*,$$

where the last inequality above results from the assumption the prior has full support on the space of the probability tensor $\mathbf{\Pi}$. This proves the conclusion of the theorem.

A.6 Proof of Proposition 2

We first prove part (a). Recall the model (7) gives the following joint distribution of the observed \mathbf{y} and all the latent variables,

$$\mathbb{P}(\mathbf{y}, \boldsymbol{\alpha}^{(1)}, \dots, \boldsymbol{\alpha}^{(D-1)}, z^{(D)}) = \mathbb{P}(\mathbf{y} \mid \boldsymbol{\alpha}^{(1)}) \cdot \prod_{m=1}^{D-2} \mathbb{P}(\boldsymbol{\alpha}^{(m)} \mid \boldsymbol{\alpha}^{(m+1)}) \cdot \mathbb{P}(\boldsymbol{\alpha}^{(D-1)} \mid z^{(D)}) \cdot \mathbb{P}(z^{(D)}).$$

In the above display, if marginalizing out all the latent variables except the $\boldsymbol{\alpha}^{(1)}$ in the first latent layer, then we obtain

$$\begin{aligned} \mathbb{P}(\mathbf{y}, \boldsymbol{\alpha}^{(1)}) &= \sum_{\boldsymbol{\alpha}^{(2)}} \cdots \sum_{\boldsymbol{\alpha}^{(D-1)}} \sum_{z^{(D)}} \mathbb{P}(\mathbf{y}, \boldsymbol{\alpha}^{(1)}, \dots, \boldsymbol{\alpha}^{(D-1)}, z^{(D)}) \\ &= \mathbb{P}(\mathbf{y} \mid \boldsymbol{\alpha}^{(1)}) \sum_{\boldsymbol{\alpha}^{(2)}} \cdots \sum_{\boldsymbol{\alpha}^{(D-1)}} \sum_{z^{(D)}} \mathbb{P}(\boldsymbol{\alpha}^{(1)} \mid \boldsymbol{\alpha}^{(2)}) \cdots \mathbb{P}(\boldsymbol{\alpha}^{(D-1)} \mid z^{(D)}) \mathbb{P}(z^{(D)}) \end{aligned}$$

$$= \mathbb{P}(\mathbf{y} \mid \boldsymbol{\alpha}^{(1)}) \cdot \mathbb{P}(\boldsymbol{\alpha}^{(1)}),$$

where the $\mathbb{P}(\boldsymbol{\alpha}^{(1)})$ can be understood as the probability mass function for the K_1 -dimensional binary vector $\boldsymbol{\alpha}^{(1)}$. We introduce a notation $\boldsymbol{\nu}^{(1)} = (\nu_{\mathbf{a}}^{(1)}; \mathbf{a} \in \{0, 1\}^{K_1})$ to denote the parameters of this categorical distribution for $\boldsymbol{\alpha}^{(1)}$. Then $\boldsymbol{\nu}^{(1)}$ lives in the $(2^{K_1} - 1)$ -dimensional simplex. Then based solely on $\boldsymbol{\alpha}^{(1)} \in \{0, 1\}^{K_1}$, the vector \mathbf{y} has the following probability mass function for each $\mathbf{c} \in \times_{j=1}^p [d_j]$,

$$\mathbb{P}(\mathbf{y} = \mathbf{c} \mid \boldsymbol{\nu}^{(1)}, \boldsymbol{\mathfrak{L}}^{(1)}, \mathbf{G}^{(1)}) = \sum_{\mathbf{a} \in \{0, 1\}^{K_1}} \boldsymbol{\nu}_{\mathbf{a}}^{(1)} \prod_{j=1}^p \mathbb{P}(y_j = c_j \mid \boldsymbol{\alpha}^{(1)} = \mathbf{a}, \boldsymbol{\mathfrak{L}}^{(1)}, \mathbf{G}^{(1)}), \quad (\text{A.10})$$

where the $\boldsymbol{\mathfrak{L}}^{(1)} = \{\Lambda^{(j)}; j \in [p]\}$ denotes the collection of conditional probability tables of y_j given $\boldsymbol{\alpha}^{(1)}$. First, note that the above display gives a latent class model for \mathbf{y} with 2^{K_1} latent classes. We next show that the above constrained latent class model satisfies the equality constraint (2) under the constraint matrix $\mathbf{S}^{(1)}$ constructed in (9). To prove this conclusion, consider two latent classes characterized by $\mathbf{a} \neq \mathbf{a}^* \in \{0, 1\}^{K_1}$ with $\mathbf{a} = (a_1, \dots, a_{K_1})$ and $\mathbf{a}^* = (a_1^*, \dots, a_{K_1}^*)$. For some variable $j \in [p]$, if $S_{j, \mathbf{a}}^{(1)} = S_{j, \mathbf{a}^*}^{(1)} = 0$, then by construction (9) we have $\mathbb{I}(\mathbf{a} \succeq \mathbf{G}_{j, \cdot}^{(1)}) = \mathbb{I}(\mathbf{a}^* \succeq \mathbf{G}_{j, \cdot}^{(1)}) = 1$. This means there are $\mathbf{a} \succeq \mathbf{G}_{j, \cdot}^{(1)}$ and $\mathbf{a}^* \succeq \mathbf{G}_{j, \cdot}^{(1)}$. Then by the definition of the graphical matrix $\mathbf{G}^{(1)}$, the binary vector $\mathbf{G}_{j, \cdot}^{(1)}$ specifies the set of parent variables of variable y_j . According to the factorization of the distribution of \mathbf{y} , the conditional distribution of y_j given $\boldsymbol{\alpha}^{(1)}$ only depends on the parent variables of variable y_j in the first latent layer. In other words, the conditional probability distribution vector $\lambda_{1:d_j, \mathbf{a}}^{(j)}$ only depends on those $k \in [K_1]$ such that $g_{j, k}^{(1)} = 1$. Note that for all such $k \in [K_1]$ where $g_{j, k}^{(1)} = 1$, we have $a_k = a_k^* = 1$. This implies \mathbf{a} and \mathbf{a}^* must have the same conditional probability table for this variable y_j , which means $\lambda_{1:d_j, \mathbf{a}}^{(j)} = \lambda_{1:d_j, \mathbf{a}^*}^{(j)}$. This is exactly the equality constraint (2) and thus proves the conclusion of part (a).

We next prove the conclusion of part (b) of the proposition. For an arbitrary $m = 1, \dots, D - 2$, the Bayesian network structure implies that the joint distribution of $\boldsymbol{\alpha}^{(m)}$ and $\boldsymbol{\alpha}^{(m+1)}$ is

$$\mathbb{P}(\boldsymbol{\alpha}^{(m)}, \boldsymbol{\alpha}^{(m+1)})$$

$$\begin{aligned}
&= \sum_{\boldsymbol{\alpha}^{(m+2)}} \cdots \sum_{\boldsymbol{\alpha}^{(D-1)}} \sum_{z^{(D)}} \mathbb{P}(\boldsymbol{\alpha}^{(m)} \mid \boldsymbol{\alpha}^{(m+1)}) \mathbb{P}(\boldsymbol{\alpha}^{(m+1)} \mid \boldsymbol{\alpha}^{(m+2)}) \cdots \mathbb{P}(\boldsymbol{\alpha}^{(D-1)} \mid z^{(D)}) \mathbb{P}(z^{(D)}) \\
&= \mathbb{P}(\boldsymbol{\alpha}^{(m)} \mid \boldsymbol{\alpha}^{(m+1)}) \sum_{\boldsymbol{\alpha}^{(m+2)}} \cdots \sum_{\boldsymbol{\alpha}^{(D-1)}} \sum_{z^{(D)}} \mathbb{P}(\boldsymbol{\alpha}^{(m+1)} \mid \boldsymbol{\alpha}^{(m+2)}) \cdots \mathbb{P}(\boldsymbol{\alpha}^{(D-1)} \mid z^{(D)}) \mathbb{P}(z^{(D)}) \\
&= \mathbb{P}(\boldsymbol{\alpha}^{(m)} \mid \boldsymbol{\alpha}^{(m+1)}) \cdot \mathbb{P}(\boldsymbol{\alpha}^{(m+1)}),
\end{aligned}$$

where $\mathbb{P}(\boldsymbol{\alpha}^{(m+1)})$ is the probability mass function for the K_{m+1} -dimensional binary vector $\boldsymbol{\alpha}^{(m+1)}$. Similar to the proof of part (a), we use $\boldsymbol{\nu}^{(m+1)} = (\nu_{\boldsymbol{\alpha}}^{(m+1)}; \boldsymbol{\alpha} \in \{0, 1\}^{K_{m+1}})$ to denote the parameters of this categorical distribution for $\boldsymbol{\alpha}^{(m+1)}$. Then $\boldsymbol{\nu}^{(m+1)}$ lives in the $(2^{K_{m+1}} - 1)$ -dimensional simplex. The marginal distribution of $\boldsymbol{\alpha}^{(m)}$ can be written as follows,

$$\begin{aligned}
&\mathbb{P}(\boldsymbol{\alpha}^{(m)} = \mathbf{a}^{(m)} \mid \boldsymbol{\nu}^{(m+1)}, \mathbf{\Lambda}^{(m+1)}, \mathbf{G}^{(m+1)}) \\
&= \sum_{\mathbf{a} \in \{0, 1\}^{K_{m+1}}} \nu_{\mathbf{a}}^{(m+1)} \prod_{k=1}^{K_m} \mathbb{P}(\alpha_k^{(m)} = a_k^{(m)} \mid \boldsymbol{\alpha}^{(m+1)} = \mathbf{a}, \boldsymbol{\nu}^{(m+1)}, \mathbf{G}^{(m+1)}),
\end{aligned} \tag{A.11}$$

where $\mathbf{a}^{(m)} = (a_1^{(m)}, \dots, a_{K_m}^{(m)})$ is an arbitrary binary vector of length K_m . The above distribution of $\boldsymbol{\alpha}^{(m)}$ takes a similar form as that in (A.10). Therefore, we can use a similar argument as that in the proof of part (a) of the proposition to proceed with the proof. Specifically, (A.11) shows that after marginalizing out the distribution of all the latent variables deeper than $\boldsymbol{\alpha}^{(m)}$ other than $\boldsymbol{\alpha}^{(m+1)}$, the distribution of $\boldsymbol{\alpha}^{(m)}$ becomes a constrained latent class model with $2^{K_{m+1}}$ latent classes. Next it suffices to show such a constrained latent class model satisfies the constraint (2) with $\mathbf{S}^{(m+1)}$ defined in (10). Consider two latent classes $\mathbf{a} \neq \mathbf{a}^* \in \{0, 1\}^{K_{m+1}}$ with $\mathbf{a} = (a_1, \dots, a_{K_{m+1}})$ and $\mathbf{a}^* = (a_1^*, \dots, a_{K_{m+1}}^*)$. For some $k \in [K_m]$, if $S_{k, \mathbf{a}}^{(m+1)} = S_{k, \mathbf{a}^*}^{(m+1)} = 0$, then by construction (10) we have

$$\mathbf{a} \succeq \mathbf{G}_{k,:}^{(m+1)}, \quad \mathbf{a}^* \succeq \mathbf{G}_{k,:}^{(m+1)} \tag{A.12}$$

Then by definition of $\mathbf{G}^{(m+1)}$, the vector $\mathbf{G}_{k,:}^{(m+1)}$ specifies the set of parent variables of variable $\alpha_k^{(m)}$ in the $(m+1)$ -th latent layer. According to the factorization of distribution of $\boldsymbol{\alpha}^{(m)}$, the conditional distribution of $\alpha_k^{(m)}$ given $\boldsymbol{\alpha}^{(m+1)}$ only depends on its parent variables. Equivalently, the conditional probability of $\mathbb{P}(\alpha_k^{(m)} = 1 \mid \boldsymbol{\alpha}^{(m+1)})$ only depends on those $\boldsymbol{\alpha}_{k'}^{(m+1)}$ for which $g_{k,k'}^{(m+1)} = 1$. Note that for all such $k' \in [K_{m+1}]$ where $g_{k,k'}^{(m+1)} = 1$, we have

$a_k = a_k^* = 1$ by (A.12). This implies \mathbf{a} and \mathbf{a}^* must have the same conditional probability of $\mathbb{P}(\boldsymbol{\alpha}_k^{(m)} = 1 \mid \boldsymbol{\alpha}^{(m+1)} = \mathbf{a}) = \mathbb{P}(\boldsymbol{\alpha}_k^{(m)} = 1 \mid \boldsymbol{\alpha}^{(m+1)} = \mathbf{a}^*)$. Therefore there also is $\mathbb{P}(\boldsymbol{\alpha}_k^{(m)} = 0 \mid \boldsymbol{\alpha}^{(m+1)} = \mathbf{a}) = \mathbb{P}(\boldsymbol{\alpha}_k^{(m)} = 0 \mid \boldsymbol{\alpha}^{(m+1)} = \mathbf{a}^*)$. The above two equalities are exactly the equality constraint (2) and this proves the conclusion of part (b). The proof of Proposition 2 is now complete.

A.7 Proof of Theorem 4

We build on the conclusions of Proposition 2 and Corollary 1 and prove the identifiability of parameters layer by layer in the “bottom-up” direction. Recall that the values of K_1, \dots, K_{D-1} are known. We rewrite the form of $\mathbf{G}^{(m)}$ as in (11) in the theorem,

$$\mathbf{G}^{(m)} = \begin{pmatrix} \mathbf{I}_{K_m} \\ \mathbf{I}_{K_m} \\ \mathbf{I}_{K_m} \\ \mathbf{G}^{(m),*} \end{pmatrix}.$$

First consider the $K_1 \times K_1$ submatrix of $\mathbf{G}^{(1)}$ consisting of its first K_1 rows (which is \mathbf{I}_{K_1}) and denote it by $\mathbf{G}_{1:K_1,:}^{(1)}$. The $\mathbf{G}_{1:K_1,:}^{(1)}$ will have a corresponding $K_1 \times 2^{K_1}$ constraint matrix $\mathbf{S}_{1:K_1,:}^{(1)}$, which consists of the first K_1 rows of $\mathbf{S}^{(1)}$. We next prove that this $\mathbf{S}_{1:K_1,:}^{(1)}$ has 2^{K_1} distinct column vectors. Note that each column of $\mathbf{S}_{1:K_1,:}^{(1)}$ is indexed by a latent class characterized by a K_1 -dimensional binary pattern $\boldsymbol{\alpha}^{(1)} \in \{0, 1\}^{K_1}$. So we only need to show that if $\boldsymbol{\alpha} = (\alpha_1, \dots, \alpha_{K_1}) \neq \boldsymbol{\alpha}^* = (\alpha_1^*, \dots, \alpha_{K_1}^*)$, then $\mathbf{S}_{1:K_1,\boldsymbol{\alpha}}^{(1)} \neq \mathbf{S}_{1:K_1,\boldsymbol{\alpha}^*}^{(1)}$. Without loss of generality, suppose $\alpha_k \neq \alpha_k^*$ for certain $k \in [K_1]$, with $\alpha_k = 1$ and $\alpha_k^* = 0$. Since the k th row of $\mathbf{G}_{1:K_1,:}^{(1)}$ is the standard basis vector \mathbf{e}_k which equals one in the k th coordinate and zero in other coordinates, according to Proposition 2 we have

$$\begin{aligned} S_{k,\boldsymbol{\alpha}}^{(1)} &= 1 - \mathbb{I}(\boldsymbol{\alpha} \succeq \mathbf{e}_k) = 1 - 1 = 0; \\ S_{k,\boldsymbol{\alpha}^*}^{(1)} &= 1 - \mathbb{I}(\boldsymbol{\alpha}^* \succeq \mathbf{e}_k) = 1 - 0 = 1. \end{aligned}$$

So $S_{k,\boldsymbol{\alpha}}^{(1)} \neq S_{k,\boldsymbol{\alpha}^*}^{(1)}$, and hence $\mathbf{S}_{1:K_1,\boldsymbol{\alpha}}^{(1)} \neq \mathbf{S}_{1:K_1,\boldsymbol{\alpha}^*}^{(1)}$. Since $\boldsymbol{\alpha}$ and $\boldsymbol{\alpha}^*$ are arbitrary, we have shown that $\mathbf{S}_{1:K_1,:}^{(1)}$ has 2^{K_1} distinct column vectors. A similar argument applies to $\mathbf{S}_{(K_1+1):(2K_1),:}^{(1)}$.

and $\mathbf{S}_{(2K_1+1):(3K_1),:}^{(1)}$, since the second K_1 rows and the third K_1 rows of $\mathbf{G}^{(1)}$ also both form an identity matrix I_m by (11). This means the constraint matrix $\mathbf{S}^{(1)}$ vertically stacks three submatrices $\mathbf{S}_{1:K_1,:}^{(1)}$, $\mathbf{S}_{(K_1+1):(2K_1),:}^{(1)}$, $\mathbf{S}_{(2K_1+1):(3K_1),:}^{(1)}$, each having distinct column vectors. By Corollary 1, this guarantees the identifiability of the following quantities: the $\mathbf{S}^{(1)}$, the parameters of each conditional distribution of $y_j \mid \boldsymbol{\alpha}_{\text{pa}(j)}^{(1)}$ (denoted by $\boldsymbol{\mathfrak{L}}^{(1)}$), and the parameters of the categorical distribution of $\boldsymbol{\alpha}^{(1)}$ (denoted by $\boldsymbol{\nu}^{(1)}$). Here $\boldsymbol{\nu}^{(1)} = \{\nu_{\boldsymbol{\alpha}}; \boldsymbol{\alpha} \in \{0, 1\}^{K_1}\}$ is a 2^{K_1} -dimensional vector with non-negative entries summing to one. We claim that the identifiability of $\mathbf{S}^{(1)}$ also implies the identifiability of $\mathbf{G}^{(1)}$ here. As shown earlier in the previous paragraph, the existence of an identity submatrix \mathbf{I}_{K_1} in $\mathbf{G}^{(1)}$ actually guarantees that the resulting $\mathbf{S}^{(1)}$ contains 2^{K_1} distinct column vectors. This means each column of $\mathbf{G}^{(1)}$ can indeed be read off from each column of $\mathbf{S}^{(1)}$. This proves the claim of the identifiability of $\mathbf{G}^{(1)}$.

Now recall that part (b) of Proposition 2 states the following: the distribution of $\boldsymbol{\alpha}^{(1)}$ can be considered as a constrained latent class model with 2^{K_2} latent classes, which are characterized by configurations of latent variable $\boldsymbol{\alpha}^{(2)}$. Since the distribution of $\boldsymbol{\alpha}^{(1)}$ is already identified with parameters $\boldsymbol{\nu}^{(1)}$ identified, we can proceed as if $\boldsymbol{\alpha}^{(1)}$ are the observed variables with a known probability tensor. This means we can further examine the structure of the current constraint matrix $\mathbf{S}^{(2)}$ to establish identifiability of parameters for this second constrained latent class model. By (11), $\mathbf{G}^{(2)}$ also contains three copies of identity submatrices \mathbf{I}_{K_2} , so the same argument as in the last paragraph gives that $\mathbf{S}^{(2)}$ vertically stacks three submatrices $\mathbf{S}_{1:K_2,:}^{(2)}$, $\mathbf{S}_{(K_2+1):(2K_2),:}^{(2)}$, $\mathbf{S}_{(2K_2+1):(3K_2),:}^{(2)}$, each having distinct column vectors. Invoking Corollary 1 again gives the identifiability of the $\mathbf{G}^{(2)}$, the parameters of each conditional distribution of $\alpha_k^{(1)} \mid \boldsymbol{\alpha}_{\text{pa}(\alpha_k^{(1)})}^{(2)}$ (denoted by $\boldsymbol{\mathfrak{L}}^{(2)}$), and the parameters of the categorical distribution of $\boldsymbol{\alpha}^{(2)}$ (denoted by $\boldsymbol{\nu}^{(2)}$). Then in a similar and recursive fashion, we can establish identifiability for $\mathbf{G}^{(m)}$, $\boldsymbol{\mathfrak{L}}^{(m)}$, and $\boldsymbol{\nu}^{(m)}$ for each $m = 2, \dots, D - 1$. This completes the proof of Theorem 4.

References

Allman, E. S., Matias, C., and Rhodes, J. A. (2009). Identifiability of parameters in latent structure models with many observed variables. *The Annals of Statistics*, 37(6A):3099–3132.

- Anandkumar, A., Hsu, D., Javanmard, A., and Kakade, S. (2013). Learning linear Bayesian networks with latent variables. In *International Conference on Machine Learning*, pages 249–257. PMLR.
- Angelino, E., Larus-Stone, N., Alabi, D., Seltzer, M., and Rudin, C. (2017). Learning certifiably optimal rule lists for categorical data. *The Journal of Machine Learning Research*, 18(1):8753–8830.
- Blei, D. M., Ng, A. Y., and Jordan, M. I. (2003). Latent Dirichlet allocation. *Journal of Machine Learning Research*, 3(Jan):993–1022.
- Chen, Y., Culpepper, S., and Liang, F. (2020a). A sparse latent class model for cognitive diagnosis. *Psychometrika*, 85:121–153.
- Chen, Y., Li, X., and Zhang, S. (2020b). Structured latent factor analysis for large-scale data: Identifiability, estimability, and their implications. *Journal of the American Statistical Association*, 115(432):1756–1770.
- Chen, Y., Liu, J., Xu, G., and Ying, Z. (2015). Statistical analysis of Q -matrix based diagnostic classification models. *Journal of the American Statistical Association*, 110(510):850–866.
- Choi, M. J., Tan, V. Y., Anandkumar, A., and Willsky, A. S. (2011). Learning latent tree graphical models. *Journal of Machine Learning Research*, 12:1771–1812.
- Collins, L. M. and Lanza, S. T. (2009). *Latent class and latent transition analysis: With applications in the social, behavioral, and health sciences*, volume 718. John Wiley & Sons.
- Dobra, A. and Lenkoski, A. (2011). Copula Gaussian graphical models and their application to modeling functional disability data. *The Annals of Applied Statistics*, 5(2A):969–993.
- Doshi-Velez, F. and Kim, B. (2017). Towards a rigorous science of interpretable machine learning. *arXiv preprint arXiv:1702.08608*.
- Dunson, D. B. and Xing, C. (2009). Nonparametric Bayes modeling of multivariate categorical data. *Journal of the American Statistical Association*, 104(487):1042–1051.
- Erosheva, E., Fienberg, S., and Lafferty, J. (2004). Mixed-membership models of scientific publications. *Proceedings of the National Academy of Sciences*, 101(suppl 1):5220–5227.
- Eysenck, S. B., Barrett, P. T., and Saklofske, D. H. (2020). The junior Eysenck personality questionnaire. *Personality and Individual Differences*, page 109974.

- Fang, G., Liu, J., and Ying, Z. (2019). On the identifiability of diagnostic classification models. *Psychometrika*, 84(1):19–40.
- Gelman, A., Jakulin, A., Pittau, M. G., and Su, Y.-S. (2008). A weakly informative default prior distribution for logistic and other regression models. *The Annals of Applied Statistics*, 2(4):1360–1383.
- Goodman, L. A. (1974). Exploratory latent structure analysis using both identifiable and unidentifiable models. *Biometrika*, 61(2):215–231.
- Gu, Y. and Xu, G. (2019). Learning attribute patterns in high-dimensional structured latent attribute models. *Journal of Machine Learning Research*, 20(115):1–58.
- Gu, Y. and Xu, G. (2020). Partial identifiability of restricted latent class models. *Annals of Statistics*, 48(4):2082–2107.
- Gyllenberg, M., Koski, T., Reilink, E., and Verlaan, M. (1994). Non-uniqueness in probabilistic numerical identification of bacteria. *Journal of Applied Probability*, 31:542–548.
- Haertel, E. H. (1989). Using restricted latent class models to map the skill structure of achievement items. *Journal of Educational Measurement*, 26(4):301–321.
- Henson, R. A., Templin, J. L., and Willse, J. T. (2009). Defining a family of cognitive diagnosis models using log-linear models with latent variables. *Psychometrika*, 74(2):191.
- Hinton, G. E., Osindero, S., and Teh, Y.-W. (2006). A fast learning algorithm for deep belief nets. *Neural Computation*, 18(7):1527–1554.
- Holmes, C. C. and Held, L. (2006). Bayesian auxiliary variable models for binary and multinomial regression. *Bayesian Analysis*, 1(1):145–168.
- Kolda, T. G. and Bader, B. W. (2009). Tensor decompositions and applications. *SIAM Review*, 51(3):455–500.
- Kruskal, J. B. (1977). Three-way arrays: rank and uniqueness of trilinear decompositions, with application to arithmetic complexity and statistics. *Linear Algebra and its Applications*, 18(2):95–138.
- Lazarsfeld, P. F. (1950). The logical and mathematical foundation of latent structure analysis. *Studies in Social Psychology in World War II Vol. IV: Measurement and Prediction*, pages 362–412.

- Lee, H., Ekanadham, C., and Ng, A. (2007). Sparse deep belief net model for visual area v2. *Advances in Neural Information Processing Systems*, 20:873–880.
- Lee, H., Grosse, R., Ranganath, R., and Ng, A. Y. (2009). Convolutional deep belief networks for scalable unsupervised learning of hierarchical representations. In *Proceedings of the 26th annual International Conference on Machine Learning*, pages 609–616.
- Legramanti, S., Durante, D., and Dunson, D. B. (2020). Bayesian cumulative shrinkage for infinite factorizations. *Biometrika*, 107(3):745–752.
- Leung, D., Drton, M., and Hara, H. (2016). Identifiability of directed Gaussian graphical models with one latent source. *Electronic Journal of Statistics*, 10(1):394–422.
- Li, J. and Wong, L. (2003). Using rules to analyse bio-medical data: a comparison between c4. 5 and pcl. In *International Conference on Web-Age Information Management*, pages 254–265. Springer.
- McLachlan, G. J. and Basford, K. E. (1988). *Mixture models: Inference and applications to clustering*, volume 38. M. Dekker New York.
- Miettinen, P. and Vreeken, J. (2014). Mdl4bmf: Minimum description length for boolean matrix factorization. *ACM transactions on knowledge discovery from data (TKDD)*, 8(4):1–31.
- Mourad, R., Sinoquet, C., Zhang, N. L., Liu, T., and Leray, P. (2013). A survey on latent tree models and applications. *Journal of Artificial Intelligence Research*, 47:157–203.
- Murdoch, W. J., Singh, C., Kumbier, K., Abbasi-Asl, R., and Yu, B. (2019). Interpretable machine learning: definitions, methods, and applications. *Proceedings of the National Academy of Sciences*, 116(44):22071–22080.
- Nguyen, N. G., Tran, V. A., Ngo, D. L., Phan, D., Lumbanraja, F. R., Faisal, M. R., Abapihi, B., Kubo, M., Satou, K., et al. (2016). DNA sequence classification by convolutional neural network. *Journal of Biomedical Science and Engineering*, 9(05):280.
- Ovaskainen, O. and Abrego, N. (2020). *Joint Species Distribution Modelling: With Applications in R*. Ecology, Biodiversity and Conservation. Cambridge University Press.
- Ovaskainen, O., Abrego, N., Halme, P., and Dunson, D. B. (2016). Using latent variable models to identify large networks of species-to-species associations at different spatial scales. *Methods in Ecology and Evolution*, 7(5):549–555.

- Pearl, J. (2014). *Probabilistic reasoning in intelligent systems: networks of plausible inference*. Elsevier.
- Pokholok, D. K., Harbison, C. T., Levine, S., Cole, M., Hannett, N. M., Lee, T. I., Bell, G. W., Walker, K., Rolfe, P. A., Herbolzheimer, E., et al. (2005). Genome-wide map of nucleosome acetylation and methylation in yeast. *Cell*, 122(4):517–527.
- Polson, N. G., Scott, J. G., and Windle, J. (2013). Bayesian inference for logistic models using Pólya–Gamma latent variables. *Journal of the American Statistical Association*, 108(504):1339–1349.
- Poon, H. and Domingos, P. (2011). Sum-product networks: A new deep architecture. In *2011 IEEE International Conference on Computer Vision Workshops (ICCV Workshops)*, pages 689–690. IEEE.
- Rousseau, J. and Mengersen, K. (2011). Asymptotic behaviour of the posterior distribution in overfitted mixture models. *Journal of the Royal Statistical Society: Series B (Statistical Methodology)*, 73(5):689–710.
- Rudin, C. (2019). Stop explaining black box machine learning models for high stakes decisions and use interpretable models instead. *Nature Machine Intelligence*, 1(5):206–215.
- Rupp, A. A. and Templin, J. L. (2008). Unique characteristics of diagnostic classification models: A comprehensive review of the current state-of-the-art. *Measurement*, 6(4):219–262.
- Skinner, C. (2019). Analysis of categorical data for complex surveys. *International Statistical Review*, 87:S64–S78.
- Tatsuoka, K. K. (1983). Rule space: An approach for dealing with misconceptions based on item response theory. *Journal of Educational Measurement*, pages 345–354.
- von Davier, M. and Lee, Y.-S. (2019). *Handbook of diagnostic classification models*. Springer.
- Xu, G. (2017). Identifiability of restricted latent class models with binary responses. *The Annals of Statistics*, 45(2):675–707.
- Zhao, H., Melibari, M., and Poupart, P. (2015). On the relationship between sum-product networks and Bayesian networks. In *International Conference on Machine Learning*, pages 116–124.

- Zhou, J., Bhattacharya, A., Herring, A. H., and Dunson, D. B. (2015). Bayesian factorizations of big sparse tensors. *Journal of the American Statistical Association*, 110(512):1562–1576.
- Zwiernik, P. (2018). Latent tree models. In *Handbook of Graphical Models*, pages 283–306. CRC Press.

Supplement to “Identifying Interpretable Latent Structures from Discrete Data”

In this Supplementary Material, we present additional technical proofs in Section S.1, provide the posterior computation details in Section S.2, and present the analysis of another dataset of nucleotide sequences in Section S.3.

S.1 Additional Technical Proofs

S.1.1 Proof of Proposition 3

Rewrite the distribution of each y_j given $\boldsymbol{\alpha}^{(1)}$ under (15) as

$$\begin{aligned}\lambda_{c,\boldsymbol{\alpha}}^{(j)} &= \mathbb{P}(y_j = c \mid \boldsymbol{\alpha}^{(1)} = \boldsymbol{\alpha}) \\ &= \frac{\exp\left(\beta_{j,c,0} + \sum_{k=1}^{K_1} \beta_{j,c,k} g_{j,k}^{(1)} \alpha_k\right)}{\sum_{m=1}^{d_j} \exp\left(\beta_{j,0,m} + \sum_{k=1}^{K_1} \beta_{j,k,m} g_{j,k}^{(1)} \alpha_k\right)}, \quad c \in [d_j], \quad \boldsymbol{\alpha} \in \{0, 1\}^{K_1},\end{aligned}$$

where $\beta_{j,0,d_j} = \beta_{j,k,d_j} = 0$ for all $k \in [K_1]$. For each variable y_j , consider a $d_j \times 2^{K_1}$ conditional probability matrix $\Lambda^j = (\lambda_{c,\boldsymbol{\alpha}}^{(j)})$ whose rows are indexed by the d_j categories and columns by the 2^{K_1} possible binary latent pattern configurations. Under the condition $\mathbf{G}_{1:K_1,:}^{(1)} = \mathbf{G}_{(K_1+1):2K_1,:}^{(1)} = \mathbf{G}_{(2K_1+1):3K_1,:}^{(1)} = \mathbf{I}_{K_1}$, consider the two Khatri-Rao product matrices

$$\mathbf{K}^1 = \odot_{j=1}^{K_1} \Lambda^{(j)}, \quad \mathbf{K}^2 = \odot_{j=K_1+1}^{2K_1} \Lambda^{(j)}, \quad \mathbf{K}^3 = \odot_{j=2K_1+1}^{3K_1} \Lambda^{(j)}.$$

We claim that each of \mathbf{K}^1 , \mathbf{K}^2 , and \mathbf{K}^3 has full column rank 2^{K_1} . We next focus on proving this claim for \mathbf{K}^1 without loss of generality. Note \mathbf{K}^1 is of size $\prod_{j=1}^{K_1} d_j \times 2^{K_1}$, where each of its row is indexed by a K_1 -dimensional response pattern $\mathbf{y}_{1:K_1} \in \times_{j=1}^{K_1} [d_j]$. There is $d_j \geq 2$ for each j , so to show \mathbf{K}^1 has full column rank, it suffices to find a $2^{K_1} \times 2^{K_1}$ submatrix of it that is invertible. To this end, we next specifically consider the rows of \mathbf{K}^1 indexed by response pattern $\mathbf{y} = (y_1, \dots, y_{K_1})$ where each $y_j \in \{1, d_j\}$. These 2^{K_1} response patterns naturally give rise to a $2^{K_1} \times 2^{K_1}$ submatrix of \mathbf{K}^1 , which we denote by $\mathbf{K}^{1,\text{sub}}$. Now note

that for each $j \in [K_1]$ there is $\mathbf{g}_{j,:}^{(1)} = \mathbf{e}_j$, the j th standard basis vector, therefore when $\boldsymbol{\alpha}$ varies all the $\lambda_{1,\boldsymbol{\alpha}}^{(j)}$ only takes two possible values:

$$\lambda_{1,\boldsymbol{\alpha}}^{(j)} = \begin{cases} \frac{\exp(\beta_{j,0,1})}{\sum_{m=1}^{d_j} \exp(\beta_{j,0,m})}, & \text{if } \boldsymbol{\alpha} \not\succeq \mathbf{e}_j; \\ \frac{\exp(\beta_{j,0,1} + \beta_{j,j,1})}{\sum_{m=1}^{d_j} \exp(\beta_{j,0,m} + \beta_{j,j,m})}, & \text{if } \boldsymbol{\alpha} \succeq \mathbf{e}_j. \end{cases} \quad (\text{S.1})$$

Similarly there are

$$\lambda_{d_j,\boldsymbol{\alpha}}^{(j)} = \begin{cases} \frac{1}{\sum_{m=1}^{d_j} \exp(\beta_{j,0,m})}, & \text{if } \boldsymbol{\alpha} \not\succeq \mathbf{e}_j; \\ \frac{1}{\sum_{m=1}^{d_j} \exp(\beta_{j,0,m} + \beta_{j,j,m})}, & \text{if } \boldsymbol{\alpha} \succeq \mathbf{e}_j. \end{cases} \quad (\text{S.2})$$

Now an important observation is that the conditional probability tensor $\mathbf{K}^{1,\text{sub}}$ can be written as a Kronecker product of K_1 matrices each of size 2×2 as follows,

$$\mathbf{K}^{1,\text{sub}} = \bigotimes_{j=1}^{K_1} \begin{pmatrix} \frac{\exp(\beta_{j,0,1})}{\sum_{m=1}^{d_j} \exp(\beta_{j,0,m})} & \frac{\exp(\beta_{j,0,1} + \beta_{j,j,1})}{\sum_{m=1}^{d_j} \exp(\beta_{j,0,m} + \beta_{j,j,m})} \\ \frac{1}{\sum_{m=1}^{d_j} \exp(\beta_{j,0,m})} & \frac{1}{\sum_{m=1}^{d_j} \exp(\beta_{j,0,m} + \beta_{j,j,m})} \end{pmatrix} =: \bigotimes_{j=1}^{K_1} \mathbf{B}^{(j)}. \quad (\text{S.3})$$

Under the assumptions $\beta_{j,k,1} \neq 0$ for any $g_{j,k}^{(1)} = 1$ stated in the theorem, we have $\beta_{j,j,1} \neq 0$ for all $j \in [K_1]$. Therefore, the 2×2 matrix $\mathbf{B}^{(j)}$ in (S.3) has full rank. According to the property of the Kronecker product, the $\mathbf{K}^{1,\text{sub}}$ then must have full rank 2^{K_1} . The same conclusion also holds for \mathbf{K}^2 , \mathbf{K}^3 and we have proved the earlier claim that each of \mathbf{K}^1 , \mathbf{K}^2 , and \mathbf{K}^3 has full column rank. Note that after marginalizing out the deep latent variable z , the model for \mathbf{y} is simply a constrained latent class model with 2^{K_1} latent classes indexed by $\boldsymbol{\alpha} \in \{0, 1\}^{K_1}$. Now invoking Corollary 1 gives the identifiability of $\boldsymbol{\Lambda}^{(1)}$, $\mathbf{G}^{(1)}$, and $\boldsymbol{\nu}^{(1)}$. This proves part (a) of the proposition.

We next prove part (b) of the proposition. The conclusion of part (a) guarantees the identifiability of $\boldsymbol{\nu}^{(1)} := \{\mathbb{P}(\boldsymbol{\alpha}^{(1)} = \boldsymbol{\alpha}); \boldsymbol{\alpha} \in \{0, 1\}^{K_1}\}$, so now the $\boldsymbol{\alpha}^{(1)}$ can be viewed as if they are observed variables with known probability mass function $\boldsymbol{\nu}^{(1)}$. Then it suffices to note that the distribution of $\boldsymbol{\alpha}^{(1)}$ is simply an unconstrained latent class model with H

latent classes. Under $K_1 \geq 2\lceil \log_2 B \rceil + 1$, Corollary 5 in [Allman et al. \(2009\)](#) directly gives the generic identifiability conclusion for $\boldsymbol{\tau}$ and $\boldsymbol{\eta}$. The proof of the proposition is complete.

S.1.2 Proof of Proposition 4

Denote the three sets of row indices forming $\mathbf{G}^{(1),1}$, $\mathbf{G}^{(1),2}$, and $\mathbf{G}^{(1),3}$ by \mathcal{A}_1 , \mathcal{A}_2 , and \mathcal{A}_3 ; that is $\mathbf{G}^{(1),i} = \mathcal{A}_i$ for each $i = 1, 2, 3$. We claim that for each \mathcal{A}_i with $i = 1, 2, 3$, the induced Khatri-Rao product matrix $\mathbf{K}_i = \odot_{j \in \mathcal{A}_i} \Lambda^{(j)}$ has full column rank for *generic* parameters under the equality constraint (2). If this claim is true, then we can invoke Corollary 1 to establish the desired generic identifiability result. So we next focus on proving this claim. The statement in the corollary says that each $\mathbf{G}^{(1),i}$ takes the following form,

$$\mathbf{G}^{(1),i} = \begin{pmatrix} 1 & * & \cdots & * \\ * & 1 & \cdots & * \\ \vdots & \vdots & \ddots & \vdots \\ * & * & \cdots & 1 \end{pmatrix}. \quad (\text{S.4})$$

We next consider a $2^{K_1} \times 2^{K_1}$ submatrix of the Khatri-Rao product matrix $\mathbf{K}^{\mathcal{A}_i} = \odot_{j \in \mathcal{A}_i} \Lambda^{(j)}$. Similarly as in the proof of Proposition 3, we consider the rows of $\mathbf{K}^{\mathcal{A}_i}$ indexed by response patterns $\mathbf{y}_{\mathcal{A}_i} \in \times_{j \in \mathcal{A}_i} \{1, d_j\}$. First, in a special case where all the off-diagonal entries of $\mathbf{G}^{(1),i}$ in (S.4) are equal to zero, there is $\mathbf{G}^{(1),i} = \mathbf{I}_{K_1}$ and Eq. (S.3) in the proof of Proposition 3 states that the matrix $\mathbf{K}^{\mathcal{A}_i}(\boldsymbol{\beta}) := \otimes_{j \in \mathcal{A}_i} \mathbf{B}^{(j)}(\boldsymbol{\beta})$ with

$$\mathbf{B}^{(j)}(\boldsymbol{\beta}) = \begin{pmatrix} \frac{\exp(\beta_{j,0,1})}{\sum_{m=1}^{d_j} \exp(\beta_{j,0,m})} & \frac{\exp(\beta_{j,0,1} + \beta_{j,j,1})}{\sum_{m=1}^{d_j} \exp(\beta_{j,0,m} + \beta_{j,j,m})} \\ 1 & 1 \\ \frac{\exp(\beta_{j,0,d_j})}{\sum_{m=1}^{d_j} \exp(\beta_{j,0,m})} & \frac{\exp(\beta_{j,0,d_j} + \beta_{j,j,d_j})}{\sum_{m=1}^{d_j} \exp(\beta_{j,0,m} + \beta_{j,j,m})} \end{pmatrix} \quad (\text{S.5})$$

has full rank 2^{K_1} when the $\boldsymbol{\beta}$ -parameters vary in the \mathbf{I}_{K_1} -constrained parameter space

$$\Omega(\boldsymbol{\beta}; \mathbf{G}^{(1),i} = \mathbf{I}_{K_1}) := \{\beta_{1:K_1,1:K_1,1:(d_j-1)}; \beta_{j,j,c} \neq 0 \text{ and } \beta_{j,c,k} = 0 \text{ if } k \neq j\}.$$

Now an important observation is that for an arbitrary $\mathbf{G}^{(1),i} =: \mathbf{G}^*$ taking the form of (S.4), its corresponding constrained parameter space $\Omega(\boldsymbol{\beta}; \mathbf{G}^{(1),i} = \mathbf{G}^*)$ must contain some $\boldsymbol{\beta}$ that

is arbitrarily close to some β^* belonging to $\Omega(\beta; \mathbf{G}^{(1),i} = \mathbf{I}_{K_1})$. Mathematically, this means:

- (C) For any small positive number $\epsilon > 0$ and any $\beta \in \Omega(\beta; \mathbf{G}^{(1),i} = \mathbf{I}_{K_1})$, there must be some $\beta^* \in \Omega(\beta; \mathbf{G}^{(1),i} = \mathbf{G}^*)$ such that $\|\beta - \beta^*\| < \epsilon$.

The reasoning behind this claim is as follows. Recall the definition of the parameter space $\Omega(\beta; \mathbf{G}^{(1)})$ for a general graphical matrix $\mathbf{G}^{(1)}$ given in (16) in the main text,

$$\Omega(\beta; \mathbf{G}^{(1)}) = \{\beta_{1:p, 1:K_1, 1:(d_j-1)}; \beta_{j,c,k} \neq 0 \text{ if } g_{j,k}^{(1)} = 1; \text{ and } \beta_{j,c,k} = 0 \text{ if } g_{j,k}^{(1)} = 0\}.$$

By this definition, considering the structure of \mathbf{G}^* with diagonal elements being one and some off-diagonal elements potentially also being one, the space $\Omega(\beta; \mathbf{G}^{(1),i} = \mathbf{G}^*)$ can be obtained from $\Omega(\beta; \mathbf{G}^{(1),i} = \mathbf{I}_{K_1})$ by performing the following operation:

- (P) If $g_{j,k}^{(1),*} = 1$ in \mathbf{G}^* , then convert the equality constraint $\beta_{j,c,k} = 0$ in $\Omega(\beta; \mathbf{G}^{(1),i} = \mathbf{I}_{K_1})$ into the equality constraint $\beta_{j,c,k} \neq 0$.

Based on the above (P) that $\Omega(\beta; \mathbf{G}^{(1),i} = \mathbf{G}^*)$ is obtained through changing certain equality constraints in $\Omega(\beta; \mathbf{G}^{(1),i} = \mathbf{I}_{K_1})$ to inequality constraints, it is not hard to see that the previous claim (C) is true. Recall for any $\beta \in \Omega(\beta; \mathbf{G}^{(1),i} = \mathbf{G}^*)$, the $\mathbf{K}^{\mathcal{A}_i}$ defined earlier has full rank, that is, $\det(\mathbf{K}^{\mathcal{A}_i}(\beta)) \neq 0$, where $\det(\mathbf{M})$ denotes the determinant of matrix \mathbf{M} . Since the $\det(\mathbf{K}^{\mathcal{A}_i}(\beta))$ can be viewed as a continuous function of parameters β , we obtain that there exists some $\beta^* \in \Omega(\beta; \mathbf{G}^{(1),i} = \mathbf{G}^*)$ close enough to β (see claim (C)) such that $\det(\mathbf{K}^{\mathcal{A}_i}(\beta^*)) \neq 0$. According to the multinomial logistic model specified in (15), the $\det(\mathbf{K}^{\mathcal{A}_i}(\beta))$ is actually an analytic function of β , and $\det(\mathbf{K}^{\mathcal{A}_i}(\beta^*)) \neq 0$ for some $\beta^* \in \Omega(\beta; \mathbf{G}^{(1),i} = \mathbf{G}^*)$ implies that the following subset

$$\{\beta^* \in \Omega(\beta; \mathbf{G}^{(1),i} = \mathbf{G}^*) : \det(\mathbf{K}^{\mathcal{A}_i}(\beta)) = 0\}$$

has measure zero with respect to the Lebesgue measure on $\Omega(\beta; \mathbf{G}^{(1),i} = \mathbf{G}^*)$. Thus we have proved that for generic parameters, the $\odot_{j \in \mathcal{A}_i} \Lambda^{(j)}$ has full column rank 2^{K_1} . Having three full rank structures $\odot_{j \in \mathcal{A}_i} \Lambda^{(j)}$ for $i = 1, 2, 3$, we can invoke the Kruskal's theorem in Lemma 3 to conclude that the parameters $\mathbf{G}^{(1)}$, β , and $\nu^{(1)} := \{\mathbb{P}(\alpha^{(1)} = \alpha); \alpha \in \{0, 1\}^{K_1}\}$ are generically identifiable. Then combined with the condition that $K_1 \geq 2\lceil \log_2 B \rceil + 1$, as

shown in the last part of the proof of Proposition 3 we also have the generic identifiability of $\boldsymbol{\eta}$ and $\boldsymbol{\tau}$. This concludes the proof of Proposition 4.

Proof of Lemma 1. We prove the equality (A.1) by showing the corresponding elements of the two matrices on the left and right hand sides (LHS and RHS) are equal. Suppose each $\mathbf{A}_j = (a_{m,\ell}^j)$ has dimension $x_j \times y_j$ and each $\mathbf{B}_j = (b_{m,\ell}^j)$ has dimension $y_j \times k$. Then both LHS and RHS have dimension $\prod_{j=1}^p x_j \times k$. For arbitrary $\mathbf{c} = (c_1, \dots, c_p)^\top$ with each $c_j \in [x_j]$ and arbitrary $h \in [k]$, there is

$$\begin{aligned} \text{LHS}_{\mathbf{c},h} &= \prod_{j=1}^p \{\mathbf{A}_j \mathbf{B}_j\}_{c_j,h} = \prod_{j=1}^p \left(\sum_{m=1}^{y_j} a_{c_j,m}^j b_{m,h}^j \right) = \sum_{m_1=1}^{y_1} \cdots \sum_{m_p=1}^{y_p} \prod_{j=1}^p a_{c_j,m_j}^j b_{m_j,h}^j; \\ \text{RHS}_{\mathbf{c},h} &= \sum_{\substack{\mathbf{m}=(m_1,\dots,m_p), \\ m_j \in [y_j]}} \{\otimes_{j=1}^p \mathbf{A}_j\}_{\mathbf{c},\mathbf{m}} \times \{\odot_{j=1}^p \mathbf{B}_j\}_{\mathbf{m},h} = \sum_{m_1=1}^{y_1} \cdots \sum_{m_p=1}^{y_p} \prod_{j=1}^p a_{c_j,m_j}^j b_{m_j,h}^j, \end{aligned}$$

therefore $\text{LHS}_{\mathbf{c},h} = \text{RHS}_{\mathbf{c},h}$ for any \mathbf{c} and h . This establishes the equality in the lemma and completes the proof. \square

Proof of Lemma 2. We can write out the explicit form of $\mathbf{K}(\{\boldsymbol{\Lambda}^{(j)} - \boldsymbol{\delta}^{(j)} \cdot \mathbf{1}_k^\top\}_{j \in [p]})$ as follows,

$$\begin{aligned} & \odot_{j=1}^p \begin{pmatrix} \lambda_{1,1}^{(j)} - \delta_1^{(j)} & \lambda_{2,1}^{(j)} - \delta_1^{(j)} & \cdots & \lambda_{k,1}^{(j)} - \delta_1^{(j)} \\ \vdots & \vdots & \vdots & \vdots \\ \lambda_{1,d_j-1}^{(j)} - \delta_{d_j-1}^{(j)} & \lambda_{2,d_j-1}^{(j)} - \delta_{d_j-1}^{(j)} & \cdots & \lambda_{k,d_j-1}^{(j)} - \delta_{d_j-1}^{(j)} \\ 1 & 1 & \cdots & 1 \end{pmatrix} \\ &= \odot_{j=1}^p \left\{ \begin{pmatrix} 1 & 0 & \cdots & 0 & -\delta_1^{(j)} \\ 0 & 1 & \cdots & 0 & -\delta_2^{(j)} \\ \vdots & \vdots & \ddots & \vdots & \vdots \\ 0 & 0 & \cdots & 1 & -\delta_{d_j-1}^{(j)} \\ 0 & 0 & \cdots & 0 & 1 \end{pmatrix} \cdot \begin{pmatrix} \lambda_{1,1}^{(j)} & \lambda_{2,1}^{(j)} & \cdots & \lambda_{k,1}^{(j)} \\ \vdots & \vdots & \vdots & \vdots \\ \lambda_{1,d_j-1}^{(j)} & \lambda_{2,d_j-1}^{(j)} & \cdots & \lambda_{k,d_j-1}^{(j)} \\ 1 & 1 & \cdots & 1 \end{pmatrix} \right\} \end{aligned}$$

$$\begin{aligned}
&= \left\{ \bigotimes_{j=1}^p \begin{pmatrix} 1 & 0 & \cdots & 0 & -\delta_1^{(j)} \\ 0 & 1 & \cdots & 0 & -\delta_2^{(j)} \\ \vdots & \vdots & \ddots & \vdots & \vdots \\ 0 & 0 & \cdots & 1 & -\delta_{d_j-1}^{(j)} \\ 0 & 0 & \cdots & 0 & 1 \end{pmatrix} \right\} \cdot \left\{ \odot_{j=1}^p \begin{pmatrix} \lambda_{1,1}^{(j)} & \lambda_{2,1}^{(j)} & \cdots & \lambda_{k,1}^{(j)} \\ \vdots & \vdots & \vdots & \vdots \\ \lambda_{1,d_j-1}^{(j)} & \lambda_{2,d_j-1}^{(j)} & \cdots & \lambda_{k,d_j-1}^{(j)} \\ 1 & 1 & \cdots & 1 \end{pmatrix} \right\} \\
&=: \left\{ \bigotimes_{j=1}^p \Delta^{(j)} \right\} \cdot \mathbf{K}(\{\Lambda^{(j)}\}_{j \in [p]}),
\end{aligned}$$

where the second equality above also results from Lemma 1. Because each $\Delta^{(j)}$ in the above display is an upper-triangular matrix with all the diagonal entries equal to one, the Kronecker product of them is an invertible matrix of size $\prod_{j=1}^p d_j \times \prod_{j=1}^p d_j$. Therefore we can take $\mathbf{B}(\{\delta^{(j)}\}_{j \in [p]}) = \bigotimes_{j=1}^p \Delta^{(j)}$ and this completes the proof of the lemma. \square

S.2 Posterior Computation Details for the Two-layer SG-LCA

S.2.1 Gibbs Sampler for a Fixed $K = K_1$ (Number of Binary Latent Traits in the Middle Layer)

The posterior distribution is

$$\begin{aligned}
&p(\beta, \mathbf{G}^{(1)}, \tau, \eta, \mathbf{A}, \mathbf{Z} \mid \mathbf{Y}) \tag{S.6} \\
&\propto \prod_{i=1}^n \prod_{j=1}^p \prod_{c=1}^d \prod_{k=1}^{K_1} \frac{\left[\exp \left(\beta_{jc0} + \sum_{k=1}^{K_1} \beta_{jck} g_{j,k} a_{i,k} \right) \right]^{\mathbb{I}(y_{ij}=c)}}{\sum_{l=1}^d \exp \left(\beta_{jl0} + \sum_{k=1}^{K_1} \beta_{jlk} g_{j,k} a_{i,k} \right)} \times \prod_{i=1}^n \prod_{b=1}^B \left[\tau_b \prod_{k=1}^{K_1} \eta_{kb}^{a_{ik}} (1 - \eta_{kb})^{1-a_{ik}} \right]^{z_{ib}} \\
&\times \prod_{c=1}^{d-1} \prod_{j=1}^p \exp \left\{ -1/2\sigma_{c0}^{-2} (\beta_{jc0} - \mu_{c0})^2 \right\} \\
&\times \prod_{k=1}^{K_1} \prod_{j=1}^p \prod_{c=1}^{d-1} \left[\sigma_{ck}^{-1} \exp \left(-1/2\sigma_{ck}^{-2} \beta_{jck}^2 \right) \right]^{g_{j,k}} \left[v_0^{-1} \exp \left(-1/2v_0^{-2} \beta_{jck}^2 \right) \right]^{1-g_{j,k}} \\
&\times \prod_{j=1}^p \prod_{k=1}^{K_1} \gamma^{g_{j,k}} (1 - \gamma)^{1-g_{j,k}} \times \prod_{k=1}^{K_1} \prod_{c=1}^{d-1} \sigma_{ck}^{-2a_{\sigma}-2} \exp \left(-b_{\sigma} \sigma_{ck}^{-2} \right)
\end{aligned}$$

$$\times \prod_{i=1}^n \prod_{j=1}^p \prod_{c=1}^{d-1} \text{PG}(w_{ijc} \mid 1, 0) \times \text{Dirichlet}(\boldsymbol{\tau}; \boldsymbol{\alpha}_{\tau}) \times \prod_{b=1}^B \prod_{k=1}^{K_1} \text{Beta}(\eta_{kb}; \boldsymbol{\alpha}_{\eta}) \times \text{Beta}(\gamma; \boldsymbol{\alpha}_{\gamma}).$$

Here the $\text{PG}(\cdot \mid 1, 0)$ denotes the density of the Polya-Gamma distribution (Polson et al., 2013). We simply take $\boldsymbol{\alpha}_{\tau} = \mathbf{1}_B$ and $\boldsymbol{\alpha}_{\eta} = \boldsymbol{\alpha}_{\gamma} = (1, 1)^{\top}$.

(1) Conditional distribution for $\boldsymbol{\beta}$. We use the auxiliary variable approach in Holmes and Held (2006) for multinomial regression to derive the conditional distribution of each β_{jck} . Recall the posterior $p(\boldsymbol{\beta}, \mathbf{W} \mid \mathbf{y}_{1:n})$ in Section 4.

For an arbitrary given graphical vector $\mathbf{g}_{j,:} = (g_{j,1}, \dots, g_{j,K})$, define $\mathcal{K}_j = \{k \in [K] : g_{j,k} = 1\}$, the set of parent latent variables of variable y_j . Then denote $\boldsymbol{\beta}_{j,c,\text{eff}} = (\beta_{jck}; k \in \mathcal{K}_j)^{\top}$, $\tilde{\boldsymbol{\beta}}_{j,c,\text{eff}} = (\beta_{jc0}, \boldsymbol{\beta}_{j,c,\text{eff}}^{\top})^{\top}$; also denote $\mathbf{a}_{i,\text{eff}} = (a_{i,k}; k \in \mathcal{K}_j)^{\top}$, $\tilde{\mathbf{a}}_{i,\text{eff}} = (1, \mathbf{a}_{i,\text{eff}}^{\top})^{\top}$. Then we can write $\phi_{ijl} = \tilde{\mathbf{a}}_i^{\top} \tilde{\boldsymbol{\beta}}_{j,c,:} - C_{ij(l)}$. By the property of the Polya-Gamma augmentation (Polson et al., 2013), the conditional distribution of $\tilde{\boldsymbol{\beta}}_{j,c,:}$ is

$$\begin{aligned} & p(\tilde{\boldsymbol{\beta}}_{j,c,\text{eff}} \mid \mathbf{Y}, \mathbf{W}) \\ &= p(\tilde{\boldsymbol{\beta}}_{j,c,\text{eff}}) \prod_{i=1}^n \mathcal{L}(\mathbf{y}_i \mid \boldsymbol{\beta}) \\ &\propto p(\tilde{\boldsymbol{\beta}}_{j,c,\text{eff}}) \prod_{i=1}^n \xi_{ijc}^{y_{ijc}} (1 - \xi_{ijc})^{1-y_{ijc}} = p(\tilde{\boldsymbol{\beta}}_{j,c,\text{eff}}) \prod_{i=1}^n \frac{[\exp(\phi_{ijc})]^{y_{ijc}}}{1 + \exp(\phi_{ijc})} \\ &\propto p(\tilde{\boldsymbol{\beta}}_{j,c,\text{eff}}) \prod_{i=1}^n \exp\{(y_{ijc} - 1/2)\phi_{ijc}\} \exp\{-1/2 w_{ijc} \phi_{ijc}^2\} \\ &\propto p(\tilde{\boldsymbol{\beta}}_{j,c,\text{eff}}) \prod_{i=1}^n \exp\left\{-\frac{1}{2} w_{ijc} \left(\phi_{ijc} - \frac{y_{ijc} - 1/2}{w_{ijc}}\right)^2\right\} \\ &\quad (\text{use } \phi_{ijc} = \tilde{\mathbf{a}}_i^{\top} \tilde{\boldsymbol{\beta}}_{j,c,\text{eff}} - C_{ij(c)} \text{ and define } x_{ijc} = \frac{y_{ijc} - 1/2}{w_{ijc}} + C_{ij(c)}) \\ &\propto p(\tilde{\boldsymbol{\beta}}_{j,c,\text{eff}}) \prod_{i=1}^n \exp\left\{-\frac{1}{2} w_{ijc} \left(\tilde{\mathbf{a}}_{i,\text{eff}}^{\top} \tilde{\boldsymbol{\beta}}_{j,c,\text{eff}} - x_{ijc}\right)^2\right\} \\ &\propto p(\tilde{\boldsymbol{\beta}}_{j,c,\text{eff}}) \exp\left\{-\frac{1}{2} \left(x_{:,jc} - \tilde{\mathbf{A}}_{:, \text{eff}} \tilde{\boldsymbol{\beta}}_{j,c,\text{eff}}\right)^{\top} \text{diag}(\mathbf{W}_{:,jc}) \left(x_{:,jc} - \tilde{\mathbf{A}}_{:, \text{eff}} \tilde{\boldsymbol{\beta}}_{j,c,\text{eff}}\right)\right\} \\ &\propto p(\tilde{\boldsymbol{\beta}}_{j,c,\text{eff}}) \exp\left\{-\frac{1}{2} \left(\tilde{\boldsymbol{\beta}}_{j,c,\text{eff}} - \tilde{\mathbf{A}}_{:, \text{eff}}^{-1} x_{:,jc}\right)^{\top} \tilde{\mathbf{A}}_{:, \text{eff}}^{\top} \text{diag}(\mathbf{W}_{:,jc}) \tilde{\mathbf{A}}_{:, \text{eff}} \left(\tilde{\boldsymbol{\beta}}_{j,c,\text{eff}} - \tilde{\mathbf{A}}_{:, \text{eff}}^{-1} x_{:,jc}\right)\right\}, \end{aligned}$$

where $\tilde{\mathbf{A}}_{:, \text{eff}}$ is a $n \times (|\mathcal{K}_j| + 1)$ matrix with the i th row being $\tilde{\mathbf{a}}_{i,\text{eff}}$. Define $\boldsymbol{\mu}_{0c} = (\mu_{0c}, 0, \dots, 0)^{\top}$,

a vector of length $K_1 + 1$, and $\Sigma_{0jc} = \text{diag}(\sigma_{c0}^2, \{\sigma_{ck}^2; k \in \mathcal{K}_j\})$, a diagonal matrix of size $(|\mathcal{K}_j| + 1) \times (|\mathcal{K}_j| + 1)$. Considering the prior for $\tilde{\beta}_{jc, \text{eff}}$, we have

$$p(\tilde{\beta}_{jc, \text{eff}} | -) \propto \exp \left\{ -\frac{1}{2} \left(\tilde{\beta}_{jc, \text{eff}} - \mu_{0c} \right)^\top \Sigma_{0jc}^{-1} \left(\tilde{\beta}_{jc, \text{eff}} - \mu_{0c} \right) \right\} \\ \times \exp \left\{ -\frac{1}{2} \left(\tilde{\beta}_{jc, \text{eff}} - \tilde{\mathbf{A}}_{:, \text{eff}}^{-1} x_{:, jc} \right)^\top \tilde{\mathbf{A}}_{:, \text{eff}}^\top \text{diag}(\mathbf{W}_{:, jc}) \tilde{\mathbf{A}} \left(\tilde{\beta}_{jc, \text{eff}} - \tilde{\mathbf{A}}_{:, \text{eff}}^{-1} x_{:, jc} \right) \right\},$$

so $(\tilde{\beta}_{jc, \text{eff}} | -) \sim N(\mu_{jc}, \Sigma_{jc})$ where

$$\mu_{jc} = \Sigma_{jc} \left(\tilde{\mathbf{A}}^\top \text{diag}(\mathbf{W}_{:, jc}) x_{:, jc} + \Sigma_{0jc}^{-1} \mu_{0c} \right), \quad \Sigma_{jc} = \left(\tilde{\mathbf{A}}^\top \text{diag}(\mathbf{W}_{:, jc}) \tilde{\mathbf{A}} + \Sigma_{0jc}^{-1} \right)^{-1}. \quad (\text{S.7})$$

As for those $k \notin \mathcal{K}_j$ with $g_{j,k} = 0$, we sample β_{jkc} from the pseudo prior $N(0, v_0^2)$. In summary, for any $j \in [p]$, we sample $\beta_{j, :, :} = (\tilde{\beta}_{jc, \text{eff}}, \beta_{jc, \text{ine}})$ as follows

$$\tilde{\beta}_{jc, \text{eff}} \sim N(\mu_{jc}, \Sigma_{jc}); \quad \beta_{jc, \text{ine}} \sim N(0, v_0^2 \mathbf{I}_{p-|\mathcal{K}_j|}).$$

(2) Conditional distribution for Poly-Gamma random variables w_{ijc} .

$$p(w_{ijc} | -) \propto \text{PolyaGamma} \left(w_{ijc} \left| 1, \beta_{jc0} + \sum_{k=1}^{K_1} \beta_{jck} g_{j,k} a_{i,k} - C_{ij(c)} \right. \right).$$

(3) Conditional distribution for $g_{j,k}$.

$$\mathbb{P}(g_{j,k} = 1 | -) = \frac{\gamma}{\gamma + (1 - \gamma) O_{jk}^{01}}; \\ O_{jk}^{01} = \prod_c \frac{v_0^{-1} \exp(-1/2 v_0^{-2} \beta_{jck}^2)}{\sigma_{ck}^{-1} \exp(-1/2 \sigma_{ck}^{-2} \beta_{jck}^2)} \prod_i \prod_c \frac{p(y_{ij} = c | -, g_{j,k} = 0)}{p(y_{ij} = c | -, g_{j,k} = 1)};$$

Also there is $\gamma \sim \text{Beta}(1 + \sum_{j=1}^p \sum_{k=1}^K g_{j,k}, 1 + pK - \sum_{j=1}^p \sum_{k=1}^K g_{j,k})$.

(4) Conditional distribution for σ_{ck}^2 .

$$p(\sigma_{ck}^2 | -) \propto \prod_{j=1}^p [\sigma_{ck}^{-1} \exp(-1/2 \sigma_{ck}^{-2} \beta_{jck}^2)]^{g_{j,k}} \times \sigma_{ck}^{-2(a_\sigma+1)} \exp(-b_\sigma \sigma_{ck}^{-2})$$

$$\propto \sigma_{ck}^{-2(1/2 \sum_{j=1}^p g_{j,k} + a_\sigma + 1)} \exp \left\{ -\sigma_{ck}^{-2} \left(\frac{1}{2} \sum_{j=1}^p g_{j,k} \beta_{jck}^2 + b_\sigma \right) \right\},$$

so

$$\sigma_{ck}^2 \mid - \sim \text{InvGa} \left(\frac{1}{2} \sum_{j=1}^p g_{j,k} + a_\sigma, \frac{1}{2} \sum_{j=1}^p g_{j,k} \beta_{jck}^2 + b_\sigma \right).$$

(5) The conditional distribution for parameters of the deeper latent layer. For parameters $\boldsymbol{\tau}$ and $\boldsymbol{\eta}$ underlying the deeper latent layer,

$$\begin{aligned} (\tau_1, \dots, \tau_B) &\sim \text{Dirichlet} \left(1 + \sum_{i=1}^n z_{i1}, \dots, 1 + \sum_{i=1}^n z_{iB} \right); \\ \eta_{kb} &\sim \text{Beta} \left(1 + \sum_{i=1}^n a_{ik} z_{ib}, 1 + \sum_{i=1}^n (1 - a_{ik}) z_{ib} \right). \end{aligned}$$

(6) The conditional distribution for subject-specific local parameters \mathbf{A} and \mathbf{Z} .

$$\begin{aligned} \mathbb{P}(a_{ik} = 1 \mid -) &= \frac{\prod_b \eta_{kb}^{z_{ib}} \prod_j \prod_c p(y_{ij} = c \mid -, a_{ik} = 1)}{\prod_b \eta_{kb}^{z_{ib}} \prod_j \prod_c p(y_{ij} = c \mid -, a_{ik} = 1) + \prod_b (1 - \eta_{kb})^{z_{ib}} \prod_j \prod_c p(y_{ij} = c \mid -, a_{ik} = 0)}; \\ (z_{i1}, \dots, z_{iB}) &\sim \text{Categorical} \left(\tau_1 \prod_{k=1}^{K_1} \eta_{k1}^{a_{ik}} (1 - \eta_{k1})^{1-a_{ik}}, \dots, \tau_B \prod_{k=1}^{K_1} \eta_{kB}^{a_{ik}} (1 - \eta_{kB})^{1-a_{ik}} \right). \end{aligned}$$

Based on the full conditionals in the above (1)–(6), we can have a Gibbs sampler that cycle through these steps. All the conditional distributions are standard distributions that are easy to sample from.

S.2.2 Gibbs Sampler under a Cumulative Shrinkage Process Prior when K_1 is Unknown

Introduce weight $w_\ell := v_\ell \prod_{m=1}^{\ell-1} (1 - v_m)$ and introduce latent indicators z_k with $\mathbb{P}(z_k = \ell \mid w_\ell) = w_\ell$, for $\ell \in [K]$. The joint conditional posterior of $\{\sigma_{ck}^2\}$, $\{v_k\}$, and $\{z_k\}$ are

$$\begin{aligned} p(\{\sigma_{ck}^2\}, \{z_k\}, \{v_k\} \mid -) &\propto \prod_{k=1}^K \prod_{j=1}^p \left[\prod_{c=1}^{d-1} \sigma_{ck}^{-1} \exp(-1/2 \sigma_{ck}^{-2} \beta_{j1k}^2) \right]^{g_{j,k}} \\ &\times \prod_{k=1}^K \left[\prod_{c=1}^{d-1} (\sigma_{ck}^{-2})^{a_\sigma - 1} \exp(-b_\sigma \sigma_{ck}^{-2}) \right]^{\mathbb{I}(z_k > k)} \left[\prod_{c=1}^{d-1} \mathbb{I}(\sigma_{ck}^2 = \theta_\infty) \right]^{\mathbb{I}(z_k \leq k)} \\ &\times \prod_{\ell=1}^K \left[v_\ell \prod_{m=1}^{\ell-1} (1 - v_m) \right]^{\sum_{k=1}^K \mathbb{I}(z_k = \ell)} \end{aligned}$$

Based on the above display, we can derive the full conditional distribution for each quantity as follows.

$$\begin{aligned} (\sigma_{ck}^2 \mid -) &\sim \begin{cases} \text{InvGa} \left(a_\sigma + \frac{1}{2} \sum_{j=1}^p g_{j,k}, b_\sigma + \frac{1}{2} \sum_{j=1}^p g_{j,k} \beta_{jck}^2 \right), & \text{if } z_k \leq k; \\ \sigma_{ck}^2 = \theta_\infty, & \text{if } z_k > k; \end{cases} \\ (v_k \mid -) &\sim \text{Beta} \left(1 + \sum_{\ell=1}^K \mathbb{I}(z_\ell = k), \alpha + \sum_{\ell=1}^K \mathbb{I}(z_\ell > k) \right); \\ \mathbb{P}(z_k = \ell \mid -) &\propto \begin{cases} w_\ell \prod_{c=1}^{d-1} N_p(\beta_{\text{eff}, ck}; 0, \theta_\infty \mathbf{I}_{p_{\text{eff}}}), & \text{if } \ell \leq k; \quad (\text{spike}) \\ w_\ell \prod_{c=1}^{d-1} t_{2a_\sigma} \{\beta_{\text{eff}, ck}; 0, (b_\sigma/a_\sigma) \mathbf{I}_{p_{\text{eff}}}\}, & \text{if } \ell > k. \quad (\text{slab}) \end{cases} \end{aligned}$$

With the indicator variables $\{z_k; k \in [K]\}$, the posterior mean of the inferred number of effective latent variables takes the form of

$$\mathbb{E}[K^* \mid \mathbf{Y}] = \mathbb{P} \left(\sum_{k=1}^K \sum_{\ell=k+1}^K \mathbb{I}(z_k = \ell) \mid \mathbf{Y} \right). \quad (\text{S.8})$$

S.3 Additional Data Analysis of the Promoter Dataset

The promoter data consist of A, C, G, T nucleotides at $p = 57$ positions for $n = 106$ DNA nucleotide sequences, along with a binary variable for each sequence indicating whether it is a promoter or a non-promoter sequence. In this dataset, the first 53 sequences are promoters and remaining 53 are non-promoter sequences. We let the variable z in the deepest latent layer have $B = 2$ categories, since there are two types of sequences; we do not use any information of which sequence belongs to which type when fitting the two-latent-layer SG-LCM to data.

Similarly to the analysis of the splice junction data, we take $K_{\text{upper}} = 7$ and $\alpha_0 = 2$ in the CSP prior. We ran the chain for 15000 iterations, discarding the first 5000 as burn-in, and retaining every fifth sample post burn-in to thin the chain. Our method selects a number of $K^* = 4$ binary latent variables in the middle layer. Denote the collected posterior samples of the nucleotide sequences' latent binary traits by $(a_{i,k}^{(r)}; i \in [106], k \in [4])$. and denote those of the nucleotide sequences' deep latent category by $(z_i^{(r)}; i \in [106])$ where $z_i^{(r)} \in \{1, 2\}$. Similarly as for the splice junction data, we define the final estimators as $\hat{\mathbf{G}} = (\hat{g}_{j,k})$, $\hat{\mathbf{A}} = (\hat{a}_{i,k})$, and $\hat{\mathbf{Z}} = (\hat{z}_{i,b})$ to be

$$\hat{g}_{j,k} = \mathbb{I} \left(\frac{1}{R} \sum_{r=1}^R g_{j,k}^{(r)} > \frac{1}{2} \right), \quad \hat{a}_{i,k} = \mathbb{I} \left(\frac{1}{R} \sum_{r=1}^R a_{i,k}^{(r)} > \frac{1}{2} \right),$$

$$\hat{z}_{i,b} = \begin{cases} 1, & \text{if } b = \arg \max_{b \in [B]} \frac{1}{R} \sum_{r=1}^R \mathbb{I} (z_i^{(r)} = b); \\ 0, & \text{otherwise.} \end{cases}$$

In Fig. S.1, the three plots display the three estimated matrices $\hat{\mathbf{G}}$, $\hat{\mathbf{A}}$, and $\hat{\mathbf{Z}}$, respectively. As for the estimated loci loading matrix $\hat{\mathbf{G}}$, Fig. 6(a) provides information on how the $p = 60$ loci depend on the four selected binary latent traits.

The gray reference lines in Fig. S.1(b)-(c) mark the x -axis value of $i = 53$, which separates the two nucleotide sequence types in the sample: the promoter sequences $i \in \{1, \dots, 53\}$ and non-promoter sequences $i \in \{54, \dots, 106\}$. As for the learned binary latent representations of the nucleotide sequences shown in Fig. S.1(b), we found that the first 53 promoter sequences generally possess more binary latent traits while the last 53 non-promoter sequences

are estimated to be not possessing any binary latent traits. In particular, the following eight promoter sequences indexed from $i = 10, 11, \dots, 17$ possess the densest binary trait representations, PRNAB_P1, PRNAB_P2, PRNDEX_P2, RRND_P1, RRNE_P1, RRNG_P1, RRNG_P2, RRNX_P1. In particular, Fig. S.1(b) shows that seven out of these eight sequences, except the fourth one RRND_P1, are the only seven sequences in the dataset that possess at least three binary traits. Very interestingly, the aforementioned eight sequences indexed from $i = 10, 11, \dots, 17$ are also the only eight out of the $n = 106$ ones that have their names starting with “PRN”. This result shows the usefulness of the proposed methodology in learning interpretable and meaningful latent features. Such insight also suggests that domain scientists could conduct future research to investigate how these eight promoter sequences function differently from the other promoter sequences.

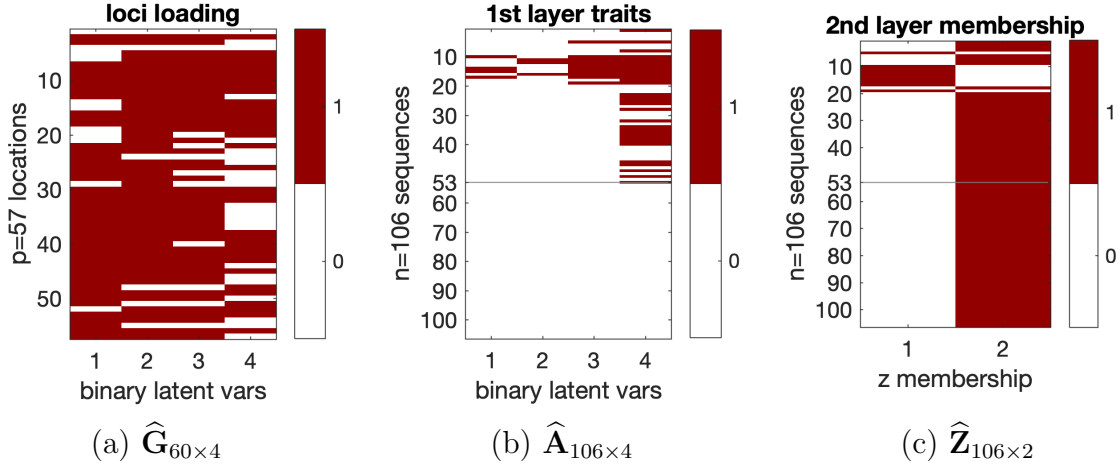


Figure S.1: Promoter data analysis under the CSP prior with $K_{\text{upper}} = 7$. Plots are presented with the $K^* = 4$ binary latent traits selected by our proposed method. The gray reference lines in (b) and (c) mark the x -axis value of $i = 53$, which separates the two nucleotide sequence types in the sample: the promoter sequences $i \in \{1, \dots, 53\}$ and non-promoter sequences $i \in \{54, \dots, 106\}$.