

# ADMM-Based Parallel Optimization for Multi-Agent Collision-Free Model Predictive Control

Zilong Cheng, Jun Ma, Xiaoxue Zhang, Clarence W. de Silva, *Fellow, IEEE*, and Tong Heng Lee

**Abstract**—This paper investigates the multi-agent collision-free control problem for medium and large scale systems. For such multi-agent systems, it is the typical situation where conventional methods using either the usual centralized model predictive control (MPC), or even the distributed counterpart, would suffer from substantial difficulty in balancing optimality and computational efficiency. Additionally, the non-convex characteristics that invariably arise in such collision-free control and optimization problems render it difficult to effectively derive a reliable solution (and also to thoroughly analyze the associated convergence properties). To overcome these challenging issues, this work establishes a suitably novel parallel computation framework through an innovative mathematical problem formulation; and then with this framework and formulation, the alternating direction method of multipliers (ADMM) algorithm is presented to solve the sub-problems arising from the resulting parallel structure. Furthermore, an efficient and intuitive initialization procedure is developed to accelerate the optimization process, and the optimum is thus determined with significantly improved computational efficiency. As supported by rigorous proofs, the convergence of the proposed ADMM iterations for this non-convex optimization problem is analyzed and discussed in detail. Finally, a multi-agent system with a group of unmanned aerial vehicles (UAVs) serves as an illustrative example here to demonstrate the effectiveness and efficiency of the proposed approach.

**Index Terms**—Multi-agent system, collision avoidance, distributed computation, model predictive control (MPC), alternating direction method of multipliers (ADMM), non-convex optimization.

## I. INTRODUCTION

The study on multi-agent collision-free control problems has greatly progressed in recent times, and there already exist a significant corpus of substantial works with that central idea on addressing the control objective of a group of agents to be realized appropriately [1]–[6]. It is also certainly evident that it would be highly desirable to achieve the control objectives in these medium and large scale collision-free control problems suitably effectively, and various approaches have been

proposed in the existing literature [7], [8]. One commonly used method focuses on the implementation of distributed algorithms [9]–[11], with the purpose of formulating a local optimization problem from the global optimization target. It is pertinent to note that, with the distributed algorithms, each agent can explore the information of the neighbor agents and make the control decision independently. Therefore, from the viewpoint of the entire system, all agents can be deployed in a distributed manner, which facilitates effective computation in a parallel fashion. Additionally, in this context, the distributed model predictive control (MPC) algorithm has shown promising effectiveness and efficiency in dealing with the various dynamic constraints and objective functions in these medium and large-scale collision-free control systems [12]–[14]. However, in such distributed MPC problems, even though the framework exists where the optimum can certainly be reached via coordinating each distributed local optimization problem, there is nevertheless no guarantee that this global optimality is always attained. Tremendous further efforts have thus been dedicated to minimizing the objective gap between the distributed local optimization problems and the global optimization problem [15]–[17]; and additionally too, it is also revealed in these studies that the performance of the distributed MPC system could suffer significantly when compared to the centralized MPC system approach.

To cater to the aforementioned drawbacks, a significant amount of newer effort has been put into improving the computational efficiency of the optimization schemes for these medium and large scale centralized systems, and several more recent works have demonstrated the attainment of satisfying performance. One particularly noteworthy direction that researchers have explored focuses on effective and novel problem formulation/re-formulation methodologies. In this approach, an appropriate methodology is developed where it is shown that for a group of specific centralized MPC problems, the optimization problems can be readily formulated in a particular structure, and which can be solved rather efficiently by various effective existing solvers. For example, in [18], the dual decomposition technique is utilized to decentralize the multi-agent MPC problem, and then the accelerated proximal gradient (APG) method is used to solve the converted optimization problem in a parallel manner. Another possible way would be to aim to improve the computational efficiency of the MPC solver. Along this line, it is certainly a well-known notion that the traditional MPC problem is essentially a constrained quadratic optimization problem; and thus various

Z. Cheng, X. Zhang, and T. H. Lee are with the NUS Graduate School for Integrative Sciences and Engineering, National University of Singapore, Singapore 119077 (e-mail: zilongcheng@u.nus.edu; xiaoxuezhong@u.nus.edu; eleleeth@nus.edu.sg).

J. Ma is with the Department of Mechanical Engineering, University of California, Berkeley, CA 94720 USA (e-mail: jun.ma@berkeley.edu).

Clarence W. de Silva is with the Department of Mechanical Engineering, University of British Columbia, Vancouver, BC, Canada V6T 1Z4 (e-mail: desilva@mech.ubc.ca).

This work has been submitted to the IEEE for possible publication. Copyright may be transferred without notice, after which this version may no longer be accessible.

evident and potential improvements in computational efficiency are still possible (if the information in the optimization problem that has not been otherwise already excavated can be further sufficiently explored and utilized). Examples of such efforts are the work in [19], where a new quadratic programming algorithm is proposed to deal with these large-scale MPC problems; and also in [20], where a partial enumeration method is proposed to solve the large-scale MPC problems that are usually intractable with the classical algorithms.

Additionally, recent studies on the newer routines possible in the alternating direction method of multipliers (ADMM) [21]–[24] point to new and promising possibilities for solving the medium and large scale MPC problem. The principal idea of the ADMM iterations is to decompose a large-scale optimization problem into several sub-problems. With a suitable decomposition approach, the sub-problems can be efficiently solved in a parallel framework. The ADMM algorithm has been successfully applied in many areas such as neural networks [25], image processing [26], optimal control [27], [28], and general optimization problem solver [29]. Some similar works have been proposed in the existing literature. In [30], the authors provide a framework for nonlinear process systems based on local subsystem model information in the MPC problem, and in [31], a distributed MPC method via ADMM is proposed for power networks system. However, in both works, no non-convex constraints are considered in the ADMM iterations. Therefore, utilizing suitably adroitly the idea from the ADMM framework, this paper proposes a methodology to solve the centralized model predictive collision-free control problem in an efficient and effective parallel manner. The merits present in both the distributed method and the centralized counterpart are thus suitably combined, while their major shortcomings are effectively avoided.

The main contributions of this paper are listed as follows: (1) Through an appropriate and suitably innovative mathematical problem formulation, a parallel computation framework is constructed, which facilitates the deployment of advanced optimization methods to solve the centralized model predictive collision-free control problem efficiently. (2) With the parallelization structure, the ADMM algorithm is invoked to solve each sub-problem, which leads to significant improvement of the computational efficiency. (3) Despite the non-convexity of the optimization problem, an efficient and intuitive initialization procedure is developed to further accelerate the optimization process, where the optimum can be straightforwardly determined in some specific cases. Furthermore, the convergence of the proposed iterations for the non-convex optimization problem is analyzed with rigorous proofs.

The remainder of this paper is organized as follows. Section II formulates the multi-agent collision-free control problems. The dynamic constraints, and also the collision avoidance constraints, are characterized; and subsequently, a non-convex optimization problem is presented. Section III proposes the use of the ADMM algorithm to solve the formulated optimization problem in a parallel manner. In section IV, the convergence analysis of the proposed non-convex ADMM iterations is

given. In Section V, a multi-agent system with a group of unmanned aerial vehicles (UAV) is introduced as an example to test out (and thus validate) the proposed methodology; and comparisons between the proposed method and the existing methods are carried out with supporting simulations. Finally, pertinent conclusions of this work are given in Section VI.

## II. PROBLEM STATEMENT

### A. Notations

The following notations are used in the remaining text.  $\text{diag}(\cdot)$  denotes the block diagonal operator.  $A^\top$  denotes the transpose of the matrix  $A$ .  $\mathbb{R}^{m \times n}$  ( $\mathbb{R}^n$ ) denotes the real matrix with  $m$  rows and  $n$  columns (real column vector with the dimension  $n$ ).  $\mathbb{S}^n$  denotes the symmetric matrix space with the dimension  $n$ .  $\mathbb{S}_+^n$  ( $\mathbb{S}_{++}^n$ ) denotes the real positive semi-definite (positive definite) symmetric matrix with the dimension  $n$ . Vector combination notation with respect to column is denoted by  $(\cdot)$ , i.e.,  $a = (a_1, a_2, \dots, a_N) = [a_1^\top, a_2^\top, \dots, a_N^\top]^\top$ . Operator combination notation is also represented by  $(\cdot)$ , such as the operator  $f$  including  $f_1, f_2, \dots, f_N$  can be denoted by  $f = (f_1, f_2, \dots, f_N)$ .  $I_n$  represents the identity matrix with a dimension of  $n \times n$ . The operator  $\text{Tr}(A)$  denotes the trace of the square matrix  $A$ . The operator  $\langle A, B \rangle$  denotes the Frobenius inner product, i.e.,  $\langle A, B \rangle = \text{Tr}(A^\top B)$  for all  $A, B \in \mathbb{R}^{m \times n}$ . The norm operator based on the inner product operator is defined by  $\|x\| = \sqrt{\langle x, x \rangle}$  for all  $x \in \mathbb{R}^{m \times n}$ . The operator  $\|x\|_1$  denotes the  $\ell_1$  norm of the vector  $x$ .  $\succeq$  denotes the generalized inequality symbol (element-wisely greater or equal than).

### B. Dynamic Constraints

In the MPC problem, a precise system model is usually necessary for improving the control performance. Thus, the dynamic constraint is the essential part of an MPC controller. Here, for all  $\tau = t, t+1, \dots, t+T-1$ , the linear time-variant (LTI) system dynamics can be expressed by

$$x(\tau+1) = Ax(\tau) + Bu(\tau), \quad (1)$$

where  $A \in \mathbb{R}^{n \times n}$ ,  $B \in \mathbb{R}^{n \times m}$  are the system state matrix and control input matrix, respectively;  $x(\tau) \in \mathbb{R}^n$ ,  $u(\tau) \in \mathbb{R}^m$  are the system state vector and control input vector, respectively;  $t$  is the initial timestamp;  $T$  is the prediction horizon. We assume that the weighting parameters in terms of the system state variables and system input variables are time-invariant. To track a given reference signal, the tracking optimization problem of each individual agent with a given quadratic objective function can be formulated as

$$\begin{aligned} \min \quad & (x(t+T) - r(t+T))^\top \hat{Q}_T (x(t+T) - r(t+T)) \\ & + \sum_{\tau=t}^{t+T-1} \left( (x(\tau) - r(\tau))^\top \hat{Q} (x(\tau) - r(\tau)) + u(\tau)^\top \hat{R} u(\tau) \right) \\ \text{subject to} \quad & x(\tau+1) = Ax(\tau) + Bu(\tau) \\ & \tau = t, t+1, \dots, t+T-1, \end{aligned} \quad (2)$$

where  $\hat{Q} \in \mathbb{S}_+^n$  and  $\hat{R} \in \mathbb{S}_+^m$  are the weighting matrices for the system state variables and system input variables, respectively;  $r(\tau)$  is the reference signal at the time  $\tau$ .

Since the initial system state variable  $x(t)$  cannot be influenced by the optimization result, the optimization variables  $x$  and  $u$  in terms of the system state variables and system input variables, respectively, are defined as

$$\begin{aligned} x &= (x(t+1), x(t+2), \dots, x(t+T)) \in \mathbb{R}^{nT} \\ u &= (u(t), u(t+1), \dots, u(t+T-1)) \in \mathbb{R}^{mT}, \end{aligned} \quad (3)$$

and the initial state variable is redefined as  $x^t = x(t)$  to eliminate the confusion of notation in the remaining text. Then it follows that

$$x = Gx^t + Hu, \quad (4)$$

where

$$\begin{aligned} G &= (A, A^2, \dots, A^{T-1}, A^T) \in \mathbb{R}^{nT \times n} \\ H &= \begin{bmatrix} B & 0 & 0 & \cdots & 0 \\ AB & B & 0 & \cdots & 0 \\ A^2B & AB & B & \cdots & 0 \\ \vdots & \vdots & \vdots & \ddots & \vdots \\ A^{T-1}B & A^{T-2}B & A^{T-3}B & \cdots & B \end{bmatrix} \in \mathbb{R}^{nT \times mT}. \end{aligned} \quad (5)$$

Then the MPC optimization problem (2) can be converted into a compact form:

$$\begin{aligned} \min_{x,u} \quad & (x-r)^\top Q(x-r) + u^\top Ru \\ \text{subject to} \quad & x = Gx^t + Hu, \end{aligned} \quad (6)$$

where

$$\begin{aligned} r &= (r(t+1), r(t+2), \dots, r(t+T)) \in \mathbb{R}^{nT} \\ Q &= \text{diag} \left( \underbrace{\hat{Q}, \hat{Q}, \dots, \hat{Q}}_{T-1}, \hat{Q}_T \right) \in \mathbb{R}^{nT \times nT} \\ R &= \text{diag} \left( \underbrace{\hat{R}, \hat{R}, \dots, \hat{R}}_T \right) \in \mathbb{R}^{mT \times mT}. \end{aligned} \quad (7)$$

To deal with the over-actuation problem and formulate the optimization problem in a more general form, we introduce the Lasso term into the objective function. Besides, in the common practice, the box constraints with respect to the system state variables and system input variables are also taken into consideration in the MPC problem. Then it follows that the optimization problem (6) can be generalized and represented by

$$\begin{aligned} \min_{x,u} \quad & (x-r)^\top Q(x-r) + u^\top Ru + \alpha \|u\|_1 \\ \text{subject to} \quad & x = Gx^t + Hu \\ & x \in \mathcal{X}, u \in \mathcal{U}, \end{aligned} \quad (8)$$

where  $\mathcal{X}$  and  $\mathcal{U}$  denote the box constraints of the system state variables and system input variables, respectively. The box constraints can be denoted by  $\mathcal{X} = \{x \in \mathbb{R}^{nT} \mid \underline{x} \preceq x \preceq \bar{x}\}$ , where  $\underline{x} \in \mathbb{R}^{nT}$ ,  $\bar{x} \in \mathbb{R}^{nT}$  denote the minimum value and maximum value of the system state variables, respectively;  $\mathcal{U} = \{u \in \mathbb{R}^{mT} \mid \underline{u} \preceq u \preceq \bar{u}\}$ , where  $\underline{u} \in \mathbb{R}^{mT}$ ,  $\bar{u} \in \mathbb{R}^{mT}$  denote the minimum value and maximum value of the system

input variables, respectively;  $\alpha$  is the weighting parameter with respect to the lasso term.

To further simplify the optimization problem, we introduce the definition of the indicator function.

**Definition 1.** The indicator function with respect to a cone  $\mathbb{B}$  is defined as

$$\delta_{\mathbb{B}}(B) = \begin{cases} 0 & \text{if } B \in \mathbb{B} \\ \infty & \text{otherwise.} \end{cases} \quad (9)$$

By using the indicator function, we can convert the optimization problem to

$$\begin{aligned} \min_{x,u} \quad & (x-r)^\top Q(x-r) + \delta_{\mathcal{X}}(x) + u^\top Ru \\ & + \delta_{\mathcal{U}}(u) + \alpha \|u\|_1 \\ \text{subject to} \quad & x = Gx^t + Hu. \end{aligned} \quad (10)$$

After the formulation of the optimization problem in terms of an individual agent, we generalize the single agent MPC problem to a multi-agent optimization problem with  $N$  agents. Each agent is required to satisfy the aforementioned dynamic constraint and box constraints. Therefore, the multi-agent MPC optimization problem is represented by

$$\begin{aligned} \min_{x_i, u_i} \quad & \sum_{i=1}^N \left( (x_i - r_i)^\top Q_i (x_i - r_i) + \delta_{\mathcal{X}_i}(x_i) \right. \\ & \left. + u_i^\top R_i u_i + \delta_{\mathcal{U}_i}(u_i) + \alpha_i \|u_i\|_1 \right) \\ \text{subject to} \quad & x_i = G_i x_i^t + H_i u_i \\ & \forall i = 1, 2, \dots, N, \end{aligned} \quad (11)$$

where the subscript  $i$  of each variable and parameter denotes that the corresponding variable and parameter belong to the  $i$ th agent.

### C. Collision Avoidance Constraint

To deal with the multi-agent collision-free control problem, we introduce the collision avoidance constraints [32], [33] into the optimization problem. In order to solve the collision avoidance problem in an effective and efficient manner, mixed integer programming (MIP) is utilized [34]–[36], which can be handled by many existing numerical methods.

The MIP collision avoidance problem is indeed a relaxation of the original collision avoidance problem. The intuitive explanation of the MIP collision avoidance constraints is similar to relaxing a ball constraint to a box constraint, i.e., finding a minimal box that contains the given ball. For example, in the 2D plane, consider two agents with the position  $(x_1, y_1)$  and  $(x_2, y_2)$ , respectively. The safe distance is given as  $d$ , and the collision avoidance constraint can be described as  $(x_1 - x_2)^2 + (y_1 - y_2)^2 \geq d$ . If a minimal box constraint is considered as the collision avoidance constraint, then the constraints can be described in a linear form, that is  $(x_1 - x_2) \geq d - \varepsilon c_1$ ,  $(x_2 - x_1) \geq d - \varepsilon c_2$ ,  $(y_1 - y_2) \geq d - \varepsilon c_3$ ,  $(y_2 - y_1) \geq d - \varepsilon c_4$ , and  $\sum_{j=1}^4 c_j \leq 3$ , where  $\varepsilon$  is chosen as a large number, and  $c_1, c_2, c_3, c_4$  are four binary variables belonging to the set  $\{0, 1\}$ . The relaxed constraint ensures that each agent is definitely outside the minimal box constraint of

the other agent. If the binary variable value is 1, it means the corresponding linear inequality constraint is trivial. To ensure at least one nontrivial linear inequality constraint exists, i.e., two agents keep a safe distance, the summation of all binary variable values must be less than the total number of the binary variables.

To formulate the collision avoidance problem in a general case, for all positive integers  $i = 1, 2, \dots, N$ ,  $j = 2, 3, \dots, N, j > i$ ,  $\tau = t, t+1, \dots, t+T-1$ , and  $\ell = 1, 2, \dots, 6$ , we have the following MIP constraints:

$$E_{\tau\ell}(x_i - x_j) \geq d - \varepsilon c_{ij\tau\ell} \quad (12a)$$

$$\sum_{\ell=1}^6 c_{ij\tau\ell} \leq 5, \quad (12b)$$

where the linear operator  $E_{\tau\ell}, \forall \ell = 1, 3, 5$  extracts the position state variables in three dimensions  $x, y, z$  in the Cartesian coordinates at the timestamp  $\tau$ , respectively; the linear operator  $E_{\tau\ell}, \forall \ell = 2, 4, 6$  extracts the position state variables in three dimensions  $x, y, z$  in the Cartesian coordinates at the timestamp  $\tau$  with a negative sign, respectively;  $d$  denotes the safe distances in all three dimensions  $x, y, z$ , respectively;  $\varepsilon$  is a large number given in the MIP problem;  $c_{ij\tau\ell}$  represents the integer optimization variables, which introduce the non-convex constraints into the optimization problem. The inequality constraint (12b) provides the condition that there is no such a case where all the inequality constraints in (12a) are activated.

Then we define the vector  $c \in \mathbb{R}^{3N(N-1)T}$  as a vector including the  $c_{ij\tau\ell}$  for all  $i = 1, 2, \dots, N, j = 1, 2, \dots, N, j > i, \tau = t, t+1, \dots, t+T-1, \ell = 1, 2, \dots, 6$  in the ascending order, that is

$$c = \left( c_{12t1}, \dots, c_{12t6}, \dots, c_{12(t+T-1)1}, \dots, c_{12(t+T-1)6}, \dots, c_{(N-1)Nt1}, \dots, c_{(N-1)Nt6}, \dots, c_{(N-1)N(t+T-1)1}, \dots, c_{(N-1)N(t+T-1)6} \right). \quad (13)$$

Then the optimization problem is equivalent to

$$\begin{aligned} \min_{x_i, u_i, c} \quad & \sum_{i=1}^N \left( (x_i - r_i)^\top Q_i (x_i - r_i) + \delta_{\mathcal{X}_i}(x_i) + u_i^\top R_i u_i + \delta_{\mathcal{U}_i}(u_i) + \alpha_i \|u_i\|_1 \right) + \delta_{\mathcal{C}}(c) \\ \text{subject to} \quad & x_i = G_i x_i^t + H_i u_i, \\ & E_{\tau\ell}(x_i - x_j) - d + \varepsilon c_{ij\tau\ell} \geq 0 \\ & \sum_{\ell=1}^6 c_{ij\tau\ell} - 5 \leq 0 \\ & \forall i = 1, 2, \dots, N \\ & \forall j = 2, 3, \dots, N, j > i \\ & \forall \tau = t, t+1, \dots, t+T-1 \\ & \forall \ell = 1, 2, \dots, 6, \end{aligned} \quad (14)$$

where  $\mathcal{C}$  denotes a non-convex cone where only two elements 0, 1 exist, i.e.,  $\mathcal{C} = \{0, 1\}^{3N(N-1)T}$ . To simplify the nota-

tions, define the vector  $y = (x_1, u_1, x_2, u_2, \dots, x_N, u_N, c) \in \mathbb{R}^{(m+n+3N-3)TN}$ , and the sets  $\mathcal{Y}_1$  and  $\mathcal{Y}_2$  as

$$\begin{aligned} \mathcal{Y}_1 = \left\{ y = \begin{bmatrix} x_1 \\ u_1 \\ x_2 \\ u_2 \\ \vdots \\ x_N \\ u_N \\ c \end{bmatrix} \mid \begin{array}{l} H_i u_i - x_i + G_i x_i^t = 0 \\ \forall i = 1, 2, \dots, N \end{array} \right\} \\ \mathcal{Y}_2 = \left\{ y = \begin{bmatrix} x_1 \\ u_1 \\ x_2 \\ u_2 \\ \vdots \\ x_N \\ u_N \\ c \end{bmatrix} \mid \begin{array}{l} E_{\tau\ell}(x_i - x_j) - d + \varepsilon c_{ij\tau\ell} \geq 0 \\ \sum_{\ell=1}^6 c_{ij\tau\ell} - 5 \leq 0 \\ \forall i = 1, 2, \dots, N \\ \forall j = 2, 3, \dots, N, j > i \\ \forall \tau = t, t+1, \dots, t+T-1 \\ \forall \ell = 1, 2, \dots, 6 \end{array} \right\}. \end{aligned} \quad (15)$$

**Remark 1.** To realize the parallel computation, we separate the independent constraints and the coupling constraints in the multi-agent system by defining two sets  $\mathcal{Y}_1$  and  $\mathcal{Y}_2$ . The set  $\mathcal{Y}_1$  contains only the constraint belonging to the individual agent, while the set  $\mathcal{Y}_2$  contains only the coupling constraints.

To denote the optimization problem in a compact form, we define the function  $f_i$  as

$$f_i(x_i, u_i) = (x_i - r_i)^\top Q_i (x_i - r_i) + \delta_{\mathcal{X}_i}(x_i) + u_i^\top R_i u_i + \delta_{\mathcal{U}_i}(u_i) + \alpha_i \|u_i\|_1. \quad (16)$$

Then we define the operator  $f : \mathbb{R}^{(m+n+3N-3)TN} \rightarrow \mathbb{R}^{N+1}$  and  $g : \mathbb{R}^{(m+n+3N-3)TN} \rightarrow \mathbb{R}^{N+1}$ , which are represented by

$$\begin{aligned} f(y) &= (f_1, f_2, \dots, f_N, \mathbf{0})(y), \\ g(z) &= (\underbrace{\mathbf{0}, \mathbf{0}, \dots, \mathbf{0}}_N, \delta_{\mathcal{C}})(z), \end{aligned} \quad (17)$$

where  $\mathbf{0}(\cdot)$  denotes the zero operator in the Hilbert space. Finally, the multi-agent optimization problem is formulated as

$$\begin{aligned} \min_{y, z} \quad & \mathbf{1}^\top f(y) + \delta_{\mathcal{Y}_1}(y) + \mathbf{1}^\top g(z) + \delta_{\mathcal{Y}_2}(z) \\ \text{subject to} \quad & y - z = \mathbf{0}, \end{aligned} \quad (18)$$

where  $z \in \mathbb{R}^{(m+n+3N-3)TN}$  is the consensus variable;  $\mathbf{1}$  denotes the vector with an appropriate dimension and all entries as 1.

### III. OPTIMIZATION FOR PARALLEL MPC

To solve the problem by ADMM, we introduce the augmented Lagrangian function, which can be denoted by

$$\begin{aligned} \mathcal{L}_\sigma(y, z; \lambda) &= \mathbf{1}^\top f(y) + \delta_{\mathcal{Y}_1}(y) \\ &\quad + \mathbf{1}^\top g(z) + \delta_{\mathcal{Y}_2}(z) + \langle \lambda, y - z \rangle + \frac{\sigma}{2} \|y - z\|^2 \\ &= \mathbf{1}^\top f(y) + \delta_{\mathcal{Y}_1}(y) + \mathbf{1}^\top g(z) + \delta_{\mathcal{Y}_2}(z) \\ &\quad + \frac{\sigma}{2} \|y - z\|^2 + \sigma^{-1} \|\lambda\|^2 - \frac{1}{2\sigma} \|\lambda\|^2, \end{aligned} \quad (19)$$

where  $\lambda = (\lambda_1, \lambda_2, \dots, \lambda_N, \lambda_c) \in \mathbb{R}^{(m+n+3N-3)TN}$  is the Lagrangian multiplier;  $\sigma$  is the penalty parameter of ADMM. Then it is straightforward to see that the ADMM algorithm can be denoted by

$$y^{k+1} = \underset{y}{\operatorname{argmin}} \mathcal{L}_\sigma(y, z^k; \lambda^k) \quad (20a)$$

$$z^{k+1} = \underset{z}{\operatorname{argmin}} \mathcal{L}_\sigma(y^{k+1}, z; \lambda^k) \quad (20b)$$

$$\lambda^{k+1} = \lambda^k + \sigma(y^{k+1} - z^{k+1}), \quad (20c)$$

where the superscript  $k$  denotes the optimization variable in the  $k$ th iteration. The stopping criterion for the iterations can be chosen as  $\epsilon_{pri} \leq \hat{\epsilon}$ , where  $\epsilon_{pri}$  is the primal residual error  $\epsilon_{pri} = \|y - z\|$ .

#### A. First Sub-Problem in ADMM

The first sub-problem (20a) in the ADMM iterations can be calculated in a parallel manner, which means that for each agent  $i$ , we have

$$\begin{aligned} (x_i^{k+1}, u_i^{k+1}) = \underset{x_i, u_i}{\operatorname{argmin}} \left\{ f_i(x_i, u_i) + \frac{\sigma}{2} \left\| (x_i, u_i) \right. \right. \\ \left. \left. - z_i^k + \sigma^{-1} \lambda_i^k \right\|^2 \middle| H_i u_i - x_i + G_i x_i^t = 0 \right\}, \end{aligned} \quad (21)$$

where  $z$  is separated and denoted by  $z = (z_1, z_2, \dots, z_N, z_c)$  and  $z \in \mathbb{R}^{(m+n)T \times (m+n)T \times \dots \times (m+n)T \times 3N(N-1)T}$ . It follows that for each agent  $i$ , the following optimization problem is solved:

$$\begin{aligned} \min \quad & (x_i - r_i)^\top Q_i (x_i - r_i) + u_i^\top R_i u_i \\ & + \alpha_i \|u_i\|_1 + \frac{\sigma}{2} \left\| (x_i, u_i) - z_i^k + \sigma^{-1} \lambda_i^k \right\|^2 \\ \text{subject to} \quad & H_i u_i - x_i + G_i x_i^t = 0 \\ & \underline{x}_i \preceq x_i \preceq \bar{x}_i \\ & \underline{u}_i \preceq u_i \preceq \bar{u}_i. \end{aligned} \quad (22)$$

It is straightforward to see that the sub-problem (22) is a constrained quadratic optimization problem with a lasso term, which can be solved by many existing approaches, such as semi-proximal ADMM. However, in this paper, we are prone to solve the dual problem of the proposed optimization problem, because it can be formulated as a typical inequality constrained quadratic optimization problem, which can be solved apparently faster than the primal problem.

For simplicity, define  $\beta_i = z_i^k - \sigma^{-1} \lambda_i^k$ ,  $\xi_i = (x_i, u_i)$ , and

the following notations:

$$\begin{aligned} Q_i &= \operatorname{diag}(Q_i, R_i) + \frac{\sigma}{2} I_{(m+n)T} \in \mathbb{S}^{(m+n)T} \\ q_i &= -\left(2Q_i r_i, 0_{mT}\right) - \sigma \beta_i \in \mathbb{R}^{(m+n)T} \\ \mathcal{P} &= [0_{mT \times nT} \quad I_{mT}] \in \mathbb{R}^{mT \times (m+n)T} \\ \mathcal{M}_i &= [-I_{nT}, H_i] \in \mathbb{R}^{nT \times (n+m)T} \\ m_i &= -G_i x_i^t \in \mathbb{R}^{nT} \\ \underline{\xi}_i &= (\underline{x}_i, \underline{u}_i) \in \mathbb{R}^{(m+n)T} \\ \bar{\xi}_i &= (\bar{x}_i, \bar{u}_i) \in \mathbb{R}^{(m+n)T} \\ \mathcal{N}_i &= (I_{(m+n)T}, -I_{(m+n)T}) \in \mathbb{R}^{2(m+n)T \times (m+n)T} \\ n_i &= (\bar{\xi}_i, -\underline{\xi}_i) \in \mathbb{R}^{2(m+n)T}. \end{aligned} \quad (23)$$

Then the problem (22) is converted to

$$\begin{aligned} \min \quad & \xi_i^\top Q_i \xi_i + q_i^\top \xi_i + \alpha_i \|p_i\|_1 \\ \text{subject to} \quad & \mathcal{M}_i \xi_i = m_i \\ & \mathcal{N}_i \xi_i \preceq n_i \\ & \mathcal{P} \xi_i = p_i. \end{aligned} \quad (24)$$

Notably, the vectors  $m_i$  and  $n_i$  are constant vectors but the vector  $p_i$  is a variable in the optimization problem.

**Assumption 1.** Problem (24) is strictly feasible.

Under Assumption 1, the Slater's condition is satisfied. Therefore, strong duality always holds for the proposed optimization problem, and the optimal solution to the linear quadratic optimization problem (24) can be obtained by solving the corresponding dual problem, due to the difficulty to deal with the primal problem directly.

Then it follows that the dual problem of the proposed optimization problem can be derived. To find the dual problem, the Lagrangian function with respect to the sub-problem is denoted by

$$\begin{aligned} \mathcal{L}_i(\xi_i, p_i; \mu_{i1}, \mu_{i2}, \mu_{i3}) &= \xi_i^\top Q_i \xi_i + q_i^\top \xi_i + \alpha_i \|p_i\|_1 \\ &+ \langle \mu_{i1}, \mathcal{M}_i \xi_i - m_i \rangle + \langle \mu_{i2}, \mathcal{N}_i \xi_i - n_i \rangle + \langle \mu_{i3}, \mathcal{P} \xi_i - p_i \rangle, \end{aligned} \quad (25)$$

where  $\mu_{i1} \in \mathbb{R}^{nT}$ ,  $\mu_{i2} \in \mathbb{R}^{2(m+n)T}$ , and  $\mu_{i3} \in \mathbb{R}^{mT}$  are the Lagrangian dual variables. Then the dual problem can be denoted by

$$\begin{aligned} \max_{\mu_{i1}, \mu_{i2}, \mu_{i3}} \quad & \min_{\xi_i, p_i} \mathcal{L}_i(\xi_i, p_i; \mu_{i1}, \mu_{i2}, \mu_{i3}) \\ \text{subject to} \quad & \mu_{i2} \succeq 0. \end{aligned} \quad (26)$$

In the following text, the parameter of the Lagrangian function is ignored for the simplicity of the notation. Then the minimization of the Lagrangian function  $\mathcal{L}_i$  can be separated into two parts: the minimization with respect to  $\xi_i$  and the minimization with respect to  $p_i$ :

$$\begin{aligned} \min_{\xi_i, p_i} \mathcal{L}_i &= \min_{\xi_i} \left\{ \xi_i^\top Q_i \xi_i + q_i^\top \xi_i \right. \\ &+ \langle \mu_{i1}, \mathcal{M}_i \xi_i \rangle + \langle \mu_{i2}, \mathcal{N}_i \xi_i \rangle + \langle \mu_{i3}, \mathcal{P} \xi_i \rangle \left. \right\} \\ &+ \min_{p_i} \left\{ \alpha_i \|p_i\|_1 - \langle \mu_{i3}, p_i \rangle \right\} - \langle \mu_{i1}, m_i \rangle - \langle \mu_{i2}, n_i \rangle. \end{aligned} \quad (27)$$

Since the first part in (27) is an unconstrained optimization problem, and thus its optimum can be determined by setting the gradient to be zero, that is

$$2\mathcal{Q}_i\hat{\xi}_i + q_i + \mathcal{M}_i^\top \mu_{i1} + \mathcal{N}_i^\top \mu_{i2} + \mathcal{P}^\top \mu_{i3} = 0, \quad (28)$$

where  $\hat{\xi}_i$  denotes the optimal  $\xi_i$  in the optimization problem. Therefore, we have

$$\hat{\xi}_i = -\frac{1}{2}\mathcal{Q}_i^{-1}\left(q_i + \mathcal{M}_i^\top \mu_{i1} + \mathcal{N}_i^\top \mu_{i2} + \mathcal{P}^\top \mu_{i3}\right). \quad (29)$$

Notably, because the matrices  $Q_i$  and  $R_i$  are positive semi-definite, the matrix  $\mathcal{Q}_i$  is non-singular.

To find the minimization solution of the second part in (27), we introduce the definition of the conjugate function.

**Definition 2.** The conjugate function of a function  $f$  is defined as

$$f^*(y) = \sup\{ \langle x, y \rangle - f(x) \}. \quad (30)$$

Define  $h(p_i) = \alpha_i \|p_i\|_1$ . Then it is straightforward to see that the second part in (27) is the conjugate function of  $h$ , which can be denoted by  $h^*(\mu_{i3})$ . It is well-known the conjugate function of a norm function is an indicator function with respect to the corresponding dual norm ball, that is

$$h^*(\mu_{i3}) = \begin{cases} 0 & \|\mu_{i3}\|_\infty \leq \alpha_i \\ \infty & \text{otherwise.} \end{cases} \quad (31)$$

Then we have

$$\min_{\xi_i, p_i} \mathcal{L}_i = -\frac{1}{4}\left(q_i + \mathcal{M}_i^\top \mu_{i1} + \mathcal{N}_i^\top \mu_{i2} + \mathcal{P}^\top \mu_{i3}\right)^\top \mathcal{Q}_i^{-1} \left(q_i + \mathcal{M}_i^\top \mu_{i1} + \mathcal{N}_i^\top \mu_{i2} + \mathcal{P}^\top \mu_{i3}\right) - h^*(\mu_{i3}). \quad (32)$$

Subsequently, the dual problem (26) is given by

$$\begin{aligned} \min_{\mu_{i1}, \mu_{i2}, \mu_{i3}} & \frac{1}{4}\left(q_i + \mathcal{M}_i^\top \mu_{i1} + \mathcal{N}_i^\top \mu_{i2} + \mathcal{P}^\top \mu_{i3}\right)^\top \mathcal{Q}_i^{-1} \\ & \left(q_i + \mathcal{M}_i^\top \mu_{i1} + \mathcal{N}_i^\top \mu_{i2} + \mathcal{P}^\top \mu_{i3}\right) \\ & + \langle \mu_{i1}, m_i \rangle + \langle \mu_{i2}, n_i \rangle \\ \text{subject to} & \mu_{i2} \succeq 0 \\ & \|\mu_{i3}\|_\infty \leq \alpha_i. \end{aligned} \quad (33)$$

Define the following vectors and matrices:

$$\begin{aligned} \mu_i &= (\mu_{i1}, \mu_{i2}, \mu_{i3}) \in \mathbb{R}^{3(m+n)T} \\ \Omega_i &= (\mathcal{M}_i, \mathcal{N}_i, \mathcal{P}) \in \mathbb{R}^{3(m+n)T \times (m+n)T} \\ \omega_i &= (m_i, n_i, 0_{mT}) \in \mathbb{R}^{3(m+n)T} \\ \Phi_i &= \left\{ \mu_i = (\mu_{i1}, \mu_{i2}, \mu_{i3}) \mid \mu_{i2} \succeq 0, \|\mu_{i3}\|_\infty \leq \alpha_i \right\}. \end{aligned} \quad (34)$$

It follows that the optimization problem can be denoted in a compact form:

$$\begin{aligned} \min_{\mu_i} & \frac{1}{4}\left(\Omega_i^\top \mu_i + q_i\right)^\top \mathcal{Q}_i^{-1}\left(\Omega_i^\top \mu_i + q_i\right) + \langle \omega_i, \mu_i \rangle \\ \text{subject to} & \mu_i \in \Phi_i. \end{aligned} \quad (35)$$

It is obvious that the optimization problem (35) is an inequality constrained quadratic optimization problem, which

has been widely explored and can be solved much more efficiently than the primal optimization problem (24).

After the solution to the dual problem is obtained, the optimal  $\xi$  can be calculated by

$$\xi_i^* = -\frac{1}{2}\mathcal{Q}_i^{-1}\left(\Omega_i^\top \mu_i^* + q_i\right), \quad (36)$$

where  $\mu_i^*$  denotes the value of the corresponding vector when the stopping criterion is reached.

After that, each agent sends the latest optimal value  $x_i^{k+1}$  and  $u_i^{k+1}$  to the other agents, and in each agent, the following updating rule is performed:

$$c^{k+1} = z_c^k - \sigma^{-1}\lambda_c^k. \quad (37)$$

### B. Second Sub-Problem in ADMM

The second sub-problem (20b) in the main ADMM iterations can be represented by

$$\begin{aligned} \min_z & \delta_C(z_c) + \frac{\sigma}{2}\left\|z - y^{k+1} - \sigma^{-1}\lambda^k\right\|^2 \\ \text{subject to} & E_{\tau\ell}(z_{xi} - z_{xj}) + \varepsilon z_{c,ij\tau\ell} - d \geq 0 \\ & 5 - \sum_{\ell=1}^6 z_{c,ij\tau\ell} \geq 0 \\ & \forall i = 1, 2, \dots, N \\ & \forall j = 2, 3, \dots, N, j > i \\ & \forall \tau = t, t+1, \dots, t+T-1 \\ & \forall \ell = 1, 2, \dots, 6, \end{aligned} \quad (38)$$

where the location of  $z_{c,ij\tau\ell}$  in the vector  $z$  is the same as the location of  $c_{ij\tau\ell}$  in the vector  $y$ .

Define the new linear operator  $\mathcal{E}_{ij\tau\ell} : \mathbb{R}^{[m+n+3N-3]TN} \rightarrow \mathbb{R}$  as

$$\begin{aligned} \mathcal{E}_{ij\tau 0}(z) &= -\sum_{\ell=1}^6 z_{c,ij\tau\ell} \\ \mathcal{E}_{ij\tau\ell}(z) &= E_{\tau\ell}(z_{xi} - z_{xj}) + \varepsilon z_{c,ij\tau\ell} \\ & \forall i = 1, 2, \dots, N \\ & \forall j = 2, 3, \dots, N, j > i \\ & \forall \tau = t, t+1, \dots, t+T-1 \\ & \forall \ell = 1, 2, \dots, 6, \end{aligned} \quad (39)$$

and the linear operator  $\mathcal{E} : \mathbb{R}^{[m+n+(13/2)N-(13/2)]TN} \rightarrow \mathbb{R}^{(7/2)N(N-1)T}$  that contains all the linear operator  $\mathcal{E}_{ij\tau\ell}$  for all  $i = 1, 2, \dots, N, j = 2, 3, \dots, N, j > i, \tau = t, t+1, \dots, t+T-1, \ell = 0, 1, \dots, 6$  in the ascending order. Also, define the vector  $\mathcal{E}_c \in \mathbb{R}^{(7/2)N(N-1)T}$  as

$$\mathcal{E}_c = \left( \underbrace{5, -d, -d, \dots, -d}_{6}, \dots, \underbrace{5, -d, -d, \dots, -d}_{6} \right). \quad (40)$$

There are  $(1/2)N(N-1)T$  repetition

Further define the constant  $\gamma^k$  in the  $k$ th iteration as

$$\gamma^k = y^{k+1} + \sigma^{-1}\lambda^k, \quad (41)$$

and then the optimization problem can be represented by

$$\begin{aligned} \min_z \quad & \|z - \gamma^k\|^2 + \delta_C(z_c) \\ \text{subject to} \quad & \mathcal{E}(z) + \mathcal{E}_c \succeq 0. \end{aligned} \quad (42)$$

Remarkably, (42) is a constrained least square optimization problem with integer optimization variables, and feasible solutions can be readily obtained by many existing methods.

### C. Initialization of Optimization Variables

Since the problem (18) is a non-convex optimization problem, it suffers from NP-hardness to find the global optimum. However, some intuitive initialization procedures are straightforward to be implemented to accelerate the optimization process. To introduce the initialization procedures, the following matrices are introduced:

$$\begin{aligned} E_{ij\tau\ell}(z) &= E_{\tau\ell}(z_{xi} - z_{xj}) \\ \forall i &= 1, 2, \dots, N \\ \forall j &= 2, 3, \dots, N, j > i \\ \forall \tau &= t, t+1, \dots, t+T-1 \\ \forall \ell &= 1, 2, \dots, 6. \end{aligned} \quad (43)$$

Then define the linear operator  $E : \mathbb{R}^{[m+n+3N-3]TN} \rightarrow \mathbb{R}^{3N(N-1)T}$ , which contains all the linear operator  $E_{ij\tau\ell}$  for all  $i = 1, 2, \dots, N$ ,  $j = 2, 3, \dots, N, j > i$ ,  $\tau = t, t+1, \dots, t+T-1$ ,  $\ell = 1, \dots, 6$  in the ascending order. Notably, the linear operator  $E$  gives the information of the distances between different agents.

In order to determine the initial optimization variables, we can use the linear operator  $E$  to find a feasible vector  $z_c$ . To be more specific, if the distance between a pair of agents in a direction is greater or equal than the safe distance  $d$ , then the corresponding entry in the vector  $z_c$  will be 0, and otherwise it will be 1. With this technique, the initial parameter can be determined easily. Remarkably,

**Remark 2.** Based on the proposed initialization procedures, the optimum can be reached for the sub-problem (20b) directly, under the condition that each pair of agents maintains a safe distance. This is because the vector  $z_c$  is chosen as a feasible solution with the proposed initialization procedures. It is also pertinent to note that if a safe distance is not maintained initially, the proposed initialization procedures will fail because the initial choice of the vector  $z_c$  will not be feasible.

**Remark 3.** The control law of the proposed model predictive controller is the optimal solution to the optimization problem (18) in a receding time window, and the controller parameters are always changed at each timestamp. To be more specific, a receding horizon control (RHC) structure based on the solution of the MPC problem is utilized in the proposed algorithm.

**Remark 4.** In terms of the stability of the closed-loop system, there are many existing literature that reports the results on

stability of the typical model predictive controller such as [15], [37]–[39].

The proposed parallel optimization method is summarized as Algorithm 1.

---

#### Algorithm 1 ADMM for Parallel MPC Problem

---

**Input:** weighting matrices for each agent  $Q_i$  and  $R_i$ ; box constraint parameter vectors for each agent  $\underline{x}_i, \bar{x}_i, \underline{u}_i, \bar{u}_i$ ; reference signal for each agent  $r_i$ ; initial system state vector for each agent  $x_i^0$ ; penalty parameter  $\sigma$  in the augmented Lagrangian function; prediction horizon  $T$ ; number of total timestamps  $T_t$ ; maximum ADMM iteration number  $K$ ; stopping criterion  $\hat{\epsilon}$ .

- 1: **for**  $t = 0, 1, \dots, T_t$  **do**
- 2:   Choose the initial optimization variable  $y^0$ .
- 3:   **for**  $k = 0, 1, \dots, K$  **do**
- 4:     Update the optimization variable  $y^{k+1}$  by (20a) in a parallel manner.
- 5:     Update the consensus variable  $z^{k+1}$  by (20b).
- 6:     Update the Lagrangian multiplier  $\lambda^{k+1}$  by (20c).
- 7:     Calculate  $\epsilon_{pri}$ .
- 8:     **if**  $\epsilon_{pri} \leq \hat{\epsilon}$  **then**
- 9:       Update the optimal control input vector for each agent  $u_i^*$  from the vector  $z^{k+1}$ .
- 10:     **break**
- 11:   **end if**
- 12:   **end for**
- 13:   Apply the control input signal at the first timestamp in  $u_i^*$  to the system dynamic model for each agent.
- 14:   Calculate the initial state vector for each agent  $x_i^{t+1}$ .
- 15: **end for**
- 16: **return** feasible trajectory for each agent  $x_i^0, x_i^1, \dots, x_i^{T_t}$ .

---

## IV. CONVERGENCE ANALYSIS

In this section, the proof of the convergence with the proposed ADMM iterations is given. Also, a new ADMM iterations scheme is applicable to solve the proposed optimization problem. Analysis and relationship between the two schemes are discussed after the convergence proof.

### A. Convergence Analysis for the Proposed ADMM Iterations

To analyze the convergence of the optimization problem (18) and simplify the notations, we define the objective function of the optimization problem (18) as  $\phi(y, z)$  and then separate  $\phi(y, z)$  into two parts  $\varphi(y)$ ,  $\psi(z)$ , where

$$\begin{aligned} \phi(y, z) &= \mathbf{1}^\top f(y) + \delta_{\mathcal{Y}_1}(y) + \mathbf{1}^\top g(z) + \delta_{\mathcal{Y}_2}(z) \\ \varphi(y) &= \mathbf{1}^\top f(y) + \delta_{\mathcal{Y}_1}(y) \\ \psi(z) &= \mathbf{1}^\top g(z) + \delta_{\mathcal{Y}_2}(z) \end{aligned} \quad (44)$$

Before we analyze the convergence of the proposed non-convex ADMM, the following definition of the coercive function is given.

**Definition 3.** If a function  $\phi(y, z)$  is coercive over a set  $\mathcal{F}$ , then  $\phi(y, z) \rightarrow \infty$  if  $(y, z) \in \mathcal{F}$  and  $\|(y, z)\| \rightarrow \infty$ .

Then we propose the following lemma to claim that the objective function  $\phi(y, z)$  is coercive in terms of the equality constraint.

**Lemma 1.** Define a feasible set  $\mathcal{F} = \{(y, z) \in \mathbb{R}^{(m+n+3N-3)TN} \times \mathbb{R}^{(m+n+3N-3)TN} \mid y - z = 0\}$ . In the feasible set  $\mathcal{F}$ , the objective function  $\phi(y, z)$  is coercive.

*Proof.* Since the function  $f(y) = (f_1, f_2, \dots, f_N, \mathbf{0})(y)$  and each function  $f_i(x_i, u_i)$  contain the linear quadratic term with a positive definite weighting matrix, it is straightforward that the function  $f(y)$  is coercive over the domain  $\mathbb{R}^{(m+n+3N-3)TN}$ . Then it follows that  $\phi(y, z)$  is coercive over the set  $\mathcal{F}$  because  $y = z$ . This completes the proof of Lemma 1.  $\square$

The following lemma proposes the property of the Lipschitz sub-minimization paths in terms of the optimization problem (18).

**Lemma 2.** The following statements hold for (46):

- (a) For any fixed  $y$ , the problem  $\operatorname{argmin}_z \{\phi(y, z) \mid z = u\}$  has a unique minimizer, and  $u \mapsto \operatorname{argmin}_z \{\phi(y, z) \mid z = u\}$  is a Lipschitz continuous map.
- (b) For any fixed  $z$ , the problem  $\operatorname{argmin}_y \{\phi(y, z) \mid y = u\}$  has a unique minimizer, and  $u \mapsto \operatorname{argmin}_y \{\phi(y, z) \mid y = u\}$  is a Lipschitz continuous map.
- (c) The two maps in Statement (a) and (b) have a universal Lipschitz constant  $\bar{M}$ , and  $\bar{M} > 0$ .

*Proof.* Since in the equality constraint  $y = z$ , each coefficient matrix of the optimization variable has full column rank, the null spaces of both coefficient matrices are trivial. Therefore, the two maps in Statement (a) and (b) are linear operators. This completes the proof of Lemma 2.  $\square$

To explore the property of the function  $\psi(z)$ , we introduce the definition of the semi-continuous function.

**Definition 4.** A function  $\phi$  is semi-continuous at  $x_0$  if for all  $y$  such that  $y < \phi(x_0)$ , there exists a neighbourhood  $\mathcal{X}$  of  $x_0$  such that  $y < \phi(x)$  for all  $x$  in  $\mathcal{X}$ . A function  $\phi$  is semi-continuous if  $\phi$  is semi-continuous at every point in the domain of  $\phi$ .

**Lemma 3.** The function  $\psi(z)$  is lower semi-continuous.

*Proof.* According to the definition of the function  $g(z)$ , it is an indicator function of the closed discrete set  $\{0, 1\}^{3(N-1)NT}$ . Therefore,  $\psi(z)$  is an indicator function of a closed set. It is common that the indicator function of a closed set is lower semi-continuous. This completes the proof of Lemma 3.  $\square$

Next, the definition of the restricted prox-regularity is firstly introduced to generalized the definition of the Lipschitz differentiable function. Then the definition of the Lipschitz differentiable function is presented and generalized to be applied to the proposed optimization problem. Since the indicator function is included in the function  $\varphi(z)$ , it leads to the difficulty in analyzing the properties of the function  $\varphi(z)$ .

**Definition 5.** Define the lower semi-continuous function  $\varphi(z) : \mathbb{R}^{(m+n+3N-3)TN} \rightarrow \mathbb{R} \cup \{\infty\}$ ,  $M > 0$ , and define the

set  $\mathcal{H} = \{z \in \operatorname{dom}(\varphi) \mid \|d\| > M, \forall d \in \partial\varphi(z)\}$ . Then  $\varphi(z)$  is restricted prox-regular if for any  $M > 0$ , and bounded set  $T \subseteq \operatorname{dom}(\varphi)$ , there exists  $\varpi > 0$  such that  $\phi(z) + \frac{\varpi}{2}\|x - z\| \geq \varphi(x) + \langle d, z - x \rangle, \forall z \in T \setminus \mathcal{H}, x \in T, d \in \partial\varphi(z), \|d\| \leq M$ .

**Definition 6.** A function  $\varphi(z)$  is Lipschitz differentiable if the function  $\varphi(z)$  is differentiable and the gradient is Lipschitz continuous, and a function  $\varphi(z)$  is Lipschitz differentiable if the function  $\varphi(z)$  is restricted prox-regular.

**Lemma 4.** The function  $\varphi(z)$  is Lipschitz differentiable with the constant  $\mathcal{L}_\varphi$ .

*Proof.* For each  $i$ , the function  $f_i(x_i, u_i)$  contains the linear quadratic term  $f_i^{lin}$ , indicator function of the set  $f_i^{ind}$ , and a lasso term  $f_i^{las}$ . Then it follows that

$$\partial f_i^{lin} = 2Q_i(x_i - r_i) + 2R_i u_i, \quad (45)$$

which is Lipschitz continuous and the Lipschitz constant is the largest eigenvalue of the matrix  $2Q_i$ . The lasso term  $f_i^{las} = \alpha_i \|u_i\|$  is a well-known Lipschitz differentiable function with the Lipschitz constant  $\alpha_i$ . The indicator function of the compact set  $f_i^{ind} = \delta_{\mathcal{X}_i}(x_i) + \delta_{\mathcal{U}_i}(u_i)$  satisfies Definition 5, and therefore it is restricted prox-regular. Then it follows that  $f_i^{ind}$  is Lipschitz continuous according to Definition 6. Similarly, the indicator function  $\delta_{\mathcal{Y}_1}(y)$  is also restricted prox-regular. Since the sum of Lipschitz continuous functions is also Lipschitz continuous, the function  $\varphi(z)$  is thus Lipschitz continuous. Then It completes the proof of Lemma 4.  $\square$

**Theorem 1.** The ADMM iterations (20) converge to the limit point for any sufficiently large  $\sigma$ . Equivalently, given any starting point  $(y^0, z^0, \lambda^0)$ , the proposed ADMM iterations (20) provide a bounded sequence, which converges to the limit point  $(y^*, z^*, \lambda^*)$ . The converged limit point  $(y^*, z^*, \lambda^*)$  is a stationary point of the augmented Lagrangian function  $\mathcal{L}_\sigma(y, z; \lambda)$ , that is  $0 \in \partial\mathcal{L}_\sigma(y, z; \lambda)$ .

*Proof.* From Lemma 1-4 and the fact that the equality constraint  $y = z$  is feasible, the convergence assumptions proposed in [40] are satisfied. This completes the proof of Theorem 1.  $\square$

**Remark 5.** From Theorem 1, it is obvious that a sufficiently large penalty parameter in the augmented Lagrangian function can guarantee the local convergence. However, if  $\sigma$  is chosen as a very large value, the convergence of the proposed algorithm will be significantly impeded.

## B. Discussion on the Convergence of ADMM Iterations in Other Forms

In this section, we propose a new structure of the ADMM iterations in terms of the parallel model predictive collision-free control problem, and the relationship between the new structure and the former structure is given. Before we introduce the new ADMM iterations, Theorem 2 is proposed to claim the equivalence of the two optimization problems.



**Theorem 2.** The optimization problem (18) is equivalent to the following optimization problem:

$$\begin{aligned} \min \quad & \mathbf{1}^\top f(y) + \mathbf{1}^\top g(z) + \delta_{\mathcal{Y}_2}(z) \\ \text{subject to} \quad & \mathcal{H}y - \mathcal{G}z = \mathcal{F}, \end{aligned} \quad (46)$$

where the matrices  $\mathcal{H} \in \mathbb{R}^{(2n+m+3N-3)NT \times (n+m+3N-3)}$  and  $\mathcal{G} \in \mathbb{R}^{(2n+m+3N-3)NT \times (n+m+3N-3)}$  are defined as

$$\begin{aligned} \mathcal{H} &= \left( \begin{bmatrix} \text{diag} \left( \underbrace{[-I_{nT}, H_1], \dots, [-I_{nT}, H_N]}_N \right), \\ 0_{3N(N-1)T \times 3N(N-1)T} \end{bmatrix}, I_{(n+m+3N-3)NT} \right) \\ \mathcal{G} &= \left( 0_{nNT \times (n+m+3N-3)NT}, I_{(n+m+3N-3)NT} \right) \\ \mathcal{F} &= \left( -G_1 x_1^t, -G_2 x_2^t, \dots, -G_N x_N^t, 0_{3(N-1)NT} \right). \end{aligned} \quad (47)$$

*Proof.* The indicator function  $\delta_{\mathcal{Y}_1}(y)$  of dynamic constraints in the first part of the problem (18) is combined into the matrix  $\mathcal{H}$ . The equivalent constraint  $y = z$  is also included into the matrices  $\mathcal{H}$  and  $\mathcal{G}$  by introducing two identity matrices. This completes the proof of Theorem 2.  $\square$

Define the augmented Lagrangian function  $\hat{\mathcal{L}}_\sigma$  with respect to the optimization problem (46) as

$$\begin{aligned} \hat{\mathcal{L}}_\sigma(y, z; \hat{\lambda}) &= \mathbf{1}^\top f(y) + \mathbf{1}^\top g(z) + \delta_{\mathcal{Y}_2}(z) \\ &\quad + \frac{\sigma}{2} \|\mathcal{H}y - \mathcal{G}z - \mathcal{F} + \sigma^{-1} \hat{\lambda}\|^2 - \frac{1}{2\sigma} \|\hat{\lambda}\|^2. \end{aligned} \quad (48)$$

where  $\hat{\lambda}^k \in \mathbb{R}^{(2n+m+3N-3)NT}$  denotes the Lagrangian multiplier. Then the ADMM iterations in terms of the augmented Lagrangian function (48) are given by

$$\begin{aligned} y^{k+1} &= \underset{y}{\operatorname{argmin}} \hat{\mathcal{L}}_\sigma(y, z^k; \hat{\lambda}^k) \\ z^{k+1} &= \underset{z}{\operatorname{argmin}} \hat{\mathcal{L}}_\sigma(y^{k+1}, z; \hat{\lambda}^k) \\ \hat{\lambda}^{k+1} &= \hat{\lambda}^k + \sigma(\mathcal{H}y^{k+1} - \mathcal{G}z^{k+1} - \mathcal{F}). \end{aligned} \quad (49)$$

Even though Theorem 2 shows that the two optimization problems are equivalent, it is not trivial to prove that the corresponding ADMM iterations are equivalent. Actually, the optimization variables in the iterations (20) are the approximate solutions to the optimization variables in the iterations (49) by transferring the dynamic constraints and box constraints into the objective function.

It is obvious that the ADMM iterations (49) is also straightforward to apply, and the convergence rate should also be the first-order convergence due to the nature of the ADMM algorithm. However, it is noteworthy to mention that the former ADMM iterations have less optimization variables and thus it can save the memory during the algorithm implementation. Experimental results also demonstrate faster convergence with the former ADMM iterations. Therefore, the ADMM iterations of the problem (18) are applied in this paper.

## V. ILLUSTRATIVE EXAMPLE

In this section, an illustrative example is introduced to present the performance of the proposed parallel model predictive collision-free control method.

### A. UAV Modeling

To clearly illustrate the UAV modeling, the notations in this section are not related to the notations used in the previous sections. Assume that aerodynamic and gyroscopic effects are not considered in the dynamic model. Then it follows that the dynamic model of the quadcopter can be denoted by

$$\begin{aligned} \dot{p}(t) &= R(\phi, \theta, \psi)^\top v(t) \\ \dot{v}(t) &= -\langle \omega(t), v(t) \rangle + gR(\phi, \theta, \psi)e + \frac{1}{m}eT_t \\ \dot{\zeta}(t) &= W(\phi, \theta, \psi)\omega(t) \\ \dot{\omega}(t) &= J^{-1}(\langle -\omega(t), J\omega(t) \rangle + \tau), \end{aligned} \quad (50)$$

where  $p = (p_x, p_y, p_z)$  is the position state vector;  $R(\phi, \theta, \psi)$  and  $W(\phi, \theta, \psi)$  are the rotation matrices;  $v = (v_x, v_y, v_z)$  is the velocity state vector;  $\omega = (\omega_x, \omega_y, \omega_z)$  is the angular velocity state vector;  $g$  is the acceleration of gravity;  $m$  is the total mass of the helicopter;  $e = (0, 0, 1)$  is the standard basis vector;  $T_t$  denotes the total thrust;  $\zeta = (\phi, \theta, \psi)$  is the angle state vector;  $\tau = (\tau_x, \tau_y, \tau_z)$  represents the torques of the quadcopter in each dimension;  $J = \text{diag}(J_x, J_y, J_z)$  denotes the moment of the inertia of the quadcopter. Notice that the rotation matrices are represented by

$$\begin{aligned} R(\phi, \theta, \psi) &= \begin{bmatrix} \mathbf{c}\theta\mathbf{c}\psi & \mathbf{c}\theta\mathbf{s}\psi & -\mathbf{s}\theta \\ \mathbf{s}\theta\mathbf{c}\psi\mathbf{s}\phi - \mathbf{s}\psi\mathbf{c}\phi & \mathbf{s}\theta\mathbf{s}\psi\mathbf{s}\phi + \mathbf{c}\psi\mathbf{c}\phi & \mathbf{c}\theta\mathbf{s}\phi \\ \mathbf{s}\theta\mathbf{c}\psi\mathbf{c}\phi + \mathbf{s}\psi\mathbf{s}\phi & \mathbf{s}\theta\mathbf{s}\psi\mathbf{c}\phi - \mathbf{c}\psi\mathbf{s}\phi & \mathbf{c}\theta\mathbf{c}\phi \end{bmatrix} \\ W(\phi, \theta, \psi) &= \begin{bmatrix} 1 & \mathbf{s}\phi\mathbf{t}\theta & \mathbf{c}\phi\mathbf{t}\theta \\ 0 & \mathbf{c}\phi & -\mathbf{s}\phi \\ 0 & \mathbf{s}\phi\mathbf{s}\theta & \mathbf{c}\phi\mathbf{s}\theta \end{bmatrix}. \end{aligned} \quad (51)$$

where the functions  $\sin(\cdot), \cos(\cdot), \tan(\cdot), \sec(\cdot)$  are represented by  $\mathbf{c}, \mathbf{s}, \mathbf{t}, \mathbf{sc}$  for the sake of simplicity.

Assume that the dynamics of the rotor are ignored. Then the vertical forces are directly considered as the system inputs, i.e.,  $u = (F_1, F_2, F_3, F_4)$ , and a moment perpendicular to the plane of the propeller rotation is necessary to be considered. Then we have the following equation:

$$\begin{bmatrix} T_t \\ \tau_1 \\ \tau_2 \\ \tau_3 \end{bmatrix} = \begin{bmatrix} -1 & -1 & -1 & -1 \\ 0 & -L & 0 & L \\ L & 0 & -L & 0 \\ -c & c & -c & c \end{bmatrix} \begin{bmatrix} F_1 \\ F_2 \\ F_3 \\ F_4 \end{bmatrix}, \quad (52)$$

where  $L$  is the distance between the rotor and the center of the quadcopter;  $c$  is the distance between the center of the angular momentum and the center of the vertical force. To denote the dynamic model in a compact manner, we define the system state vector as  $x = (p, v, \zeta, \omega)$ . To ensure the stable point is around the original point, define  $u = u_{eq} + \delta u$ , where  $u_{eq} = (mg/4, mg/4, mg/4, mg/4)$  is used to offset the gravity. Then it follows that the dynamic model of the quadcopter can be represented by

$$\begin{bmatrix} \dot{p} \\ \dot{v} \\ \dot{\zeta} \\ \dot{\omega} \end{bmatrix} = \begin{bmatrix} R(\phi, \theta, \psi)^\top v \\ -\langle \omega, v \rangle + gR(\phi, \theta, \psi)e \\ W(\phi, \theta, \psi)\omega \\ J^{-1}(-\langle \omega, J\omega \rangle) \end{bmatrix} + B(u_{eq} + \delta u), \quad (53)$$

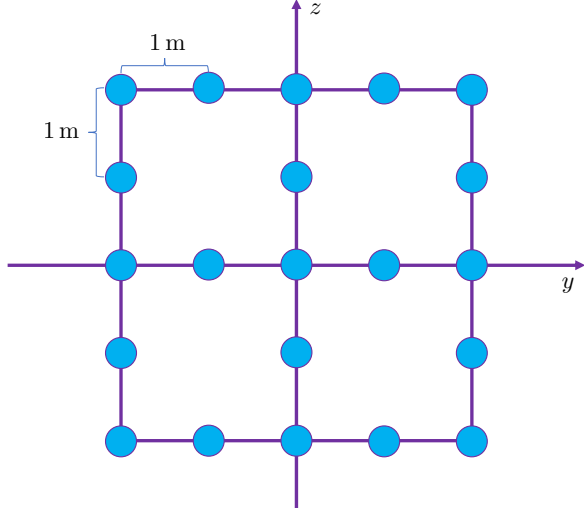


Fig. 1. Initial and final positions of the agents in the  $yz$ -plane.

where the matrix  $B$  is given by

$$B = - \begin{bmatrix} 0_{5 \times 4} \\ \begin{bmatrix} \frac{1}{m} & \frac{1}{m} & \frac{1}{m} & \frac{1}{m} \end{bmatrix} \\ 0_{3 \times 4} \\ \begin{bmatrix} 0 & \frac{L}{J_x} & 0 & -\frac{L}{J_x} \\ -\frac{L}{J_y} & 0 & \frac{L}{J_y} & 0 \\ \frac{\gamma}{J_z} & -\frac{\gamma}{J_z} & \frac{\gamma}{J_z} & -\frac{\gamma}{J_z} \end{bmatrix} \end{bmatrix}, \quad (54)$$

where  $\gamma$  is the ratio of the rotor angular momentum.

To guarantee the feasibility of the MPC problem, the box constraints on the system state variables and system input variables are required to be considered. In the proposed model, the system input  $\delta u$  is restricted in a specific range, which is

$$\delta u_{\min} \leq \delta u \leq \delta u_{\max}, \quad (55)$$

and the box constraints on the system state variables are given by

$$\begin{aligned} -\pi &\leq \phi \leq \pi \\ -\pi &\leq \psi \leq \pi \\ -\frac{\pi}{2} &\leq \theta \leq \frac{\pi}{2}. \end{aligned} \quad (56)$$

Since the system (53) is nonlinear and time-variant, a state-dependent coefficient factorization method [41] is used to handle and address the nonlinear dynamics. The resulting state-space expression can be expressed in a linear time variant (LTV) dynamic model. Since a RHC law is utilized, and the linear dynamic matrices  $A$  and  $B$  are dependent on the current state  $x$ , we can suitably consider the system matrices to be constant during the prediction horizon.

### B. Simulation Result

In this section, a multi-UAV system with 21 agents ( $N = 21$ ) is utilized to demonstrate the performance of the proposed optimization method. The agents are required to track the given reference considering all the given constraints, which means that the system state variables and

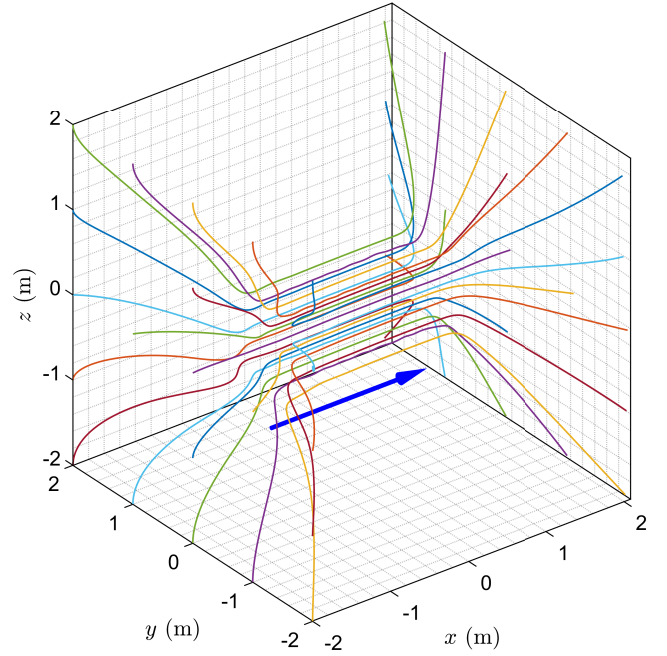


Fig. 2. Trajectories of the agents in the 3D view.

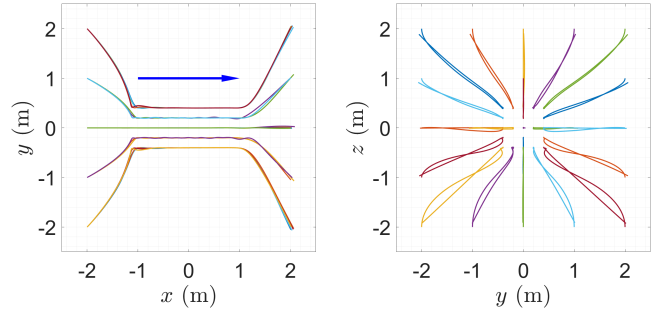


Fig. 3. Trajectories of the agents in the 2D view.

control input variables must be restricted in a feasible range and the safe distance must be guaranteed for each pair of agents. The parameters of the system model and the optimization problem are given as follows: The limitations of the control input variables are chosen as  $\delta u_{\min} = (-1.96 \text{ N}, -1.96 \text{ N}, -1.96 \text{ N}, -1.96 \text{ N})$  and  $\delta u_{\max} = (1.96 \text{ N}, 1.96 \text{ N}, 1.96 \text{ N}, 1.96 \text{ N})$ ; the prediction horizon is chosen as  $T = 25$ ; the sampling time is chosen as  $\Delta t = 0.05$  s; the safety distance between each pair of agents is chosen as  $d = 0.2$  m; for the agent  $i$ , the weighting matrices are chosen as  $Q_i = \text{diag}(I_3, 0_{9 \times 9})$  and  $R_i = 0_{4 \times 4}$ , which means that only the position error is considered in the quadratic objective function; the stopping criterion of the proposed ADMM iterations is chosen as  $\hat{\epsilon} = 0.1$ . The simulations are conducted in the environment of Python 3.7 with two processors Intel(R) Xeon(R) CPU E5-2695 v3 @ 2.30GHz. Both the constrained quadratic optimization problem and the MIP problem are solved by GUROBI.

Fig. 1 shows the initial and final positions of each agent in the  $yz$ -plane. There are four key points for each agent to

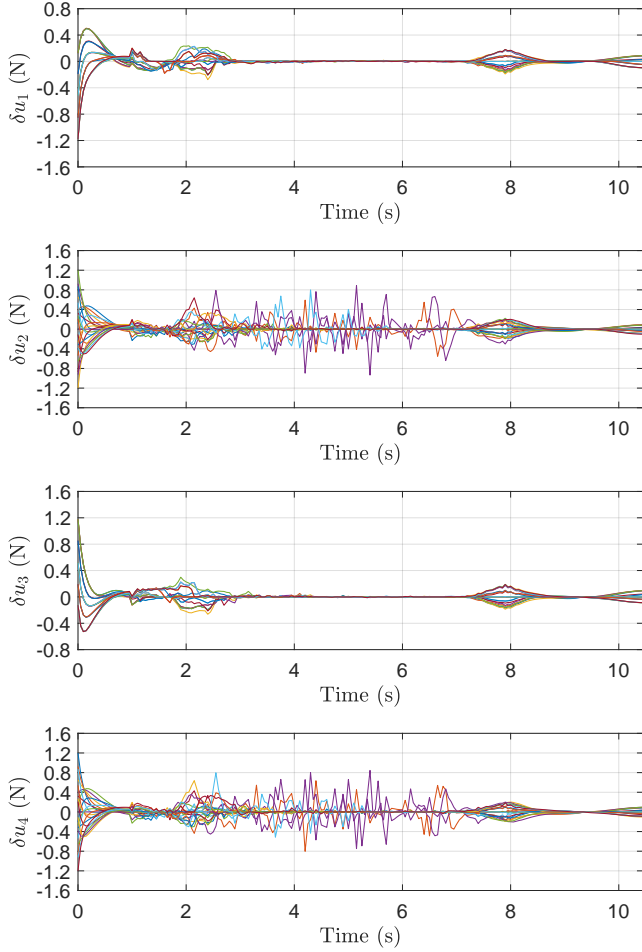


Fig. 4. Control inputs of the agents.

track. The initial points, which are different for each agent, are chosen in a square with an equal interval of 1 m in the  $yz$ -plane and  $-2$  on the  $x$ -axis. The second point and the third point, which are the same for all the agents, are chosen as  $(-1, -1, -1)$  and  $(1, 1, 1)$ , respectively. If there is no collision avoidance constraint, all the agents will pass the points  $(-1, -1, -1)$  and  $(1, 1, 1)$  along the reference. The final points are chosen as the points with the same position as the initial points in the  $yz$ -plane and 2 on the  $x$ -axis.

In Fig. 2, the trajectory of each agent is shown in the 3D view. It demonstrates that each agent can track the key point successfully and avoid the collision from each other. Fig. 3 presents the 2D views of the trajectory, where the left sub-figure shows the top view of the trajectory, and the right one is the side view of the trajectory. Due to the non-holonomic property and the system input constraints of the UAV system, the trajectory of each agent is much smoother and more realistic compared to the given reference trajectory. Both Fig. 2 and Fig. 3 clearly illustrate the effectiveness of the proposed method. The control input variables for each agent are depicted in Fig. 4, where  $\delta u_1, \delta u_2, \delta u_3$ , and  $\delta u_4$  are the control input signals for the four rotors of each agent, respectively. It is clear to see that all the control inputs are restricted to the feasible specific range.

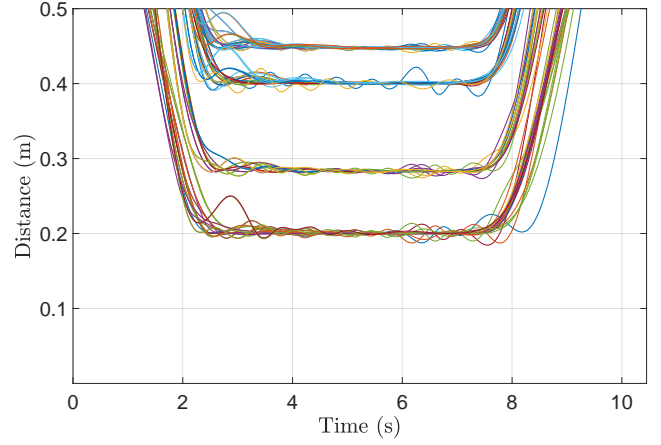


Fig. 5. Distances between each pair of agents.

TABLE I  
RESULTS OF COMPARISONS

	Computation Time per Timestamp (s)	Computation Time for ADMM First Iteration (s)
Proposed Method	43.4681	2.1558
PQ-MIP	88.6464	5.4371
NC-MIP	181.8962	N.A.
NC-QCQP	441.7536	N.A.

From Fig. 5, the distances between each pair of agents are given. It shows that the safe distance is slightly violated because the stopping criterion we use in the example cannot guarantee the high precision of the solution. The choice of the stopping criterion balances the optimization efficiency and the optimization precision. Therefore, we can reduce the violation by using a more strict stopping criterion. Alternatively, we can choose a larger safe distance to deal with this problem.

Table I documents the comparisons of computational efficiency using different optimization approaches, where the computational time per step and the computational time for the first ADMM iteration are given. In the primal quadratic MIP (PQ-MIP) method, we replace the dual optimization problems by the primal optimization problems, which are successfully solved by MOSEK. With the non-convex MIP (NC-MIP) optimization method, the non-convex optimization problems with mixed integer constraints are solved in a centralized manner by GUROBI. With the non-convex quadratically constrained quadratic program (NC-QCQP) optimization method, the original collision avoidance optimization problems with non-convex quadratic distance constraints are solved directly by the non-convex solver CasADi. As clearly observed from Table I, our proposed method demonstrates the significant superiority over other methods in terms of the computational efficiency.

## VI. CONCLUSION

In this work, the multi-agent collision-free control problem for medium and large scale systems is investigated. To parallelize the resulting proposed optimization problem in the model predictive collision-free control scheme, the ADMM technique is adroitly utilized to decompose the global problem

into sub-problems. Specifically, in the first ADMM iteration, the dual problem of the optimization problem is formulated to enhance the optimization efficiency; and in the second ADMM iteration, a non-convex mixed integer quadratic programming problem is formulated and an intuitive initialization method is presented to accelerate the computational process. Furthermore, rigorous proofs pertaining to the convergence of the proposed non-convex ADMM iterations are furnished. Finally, a multi-agent system with a group of unmanned aerial vehicles (UAVs) is given as an illustrative example to validate the effectiveness of the proposed method. Comparison results clearly demonstrate the promising effectiveness, efficiency and practicability of the proposed methodologies here (involving an innovative parallel computation framework which is constructed, and which facilitates the deployment of advanced optimization methods to solve the multi-agent collision-free control problem efficiently).

## REFERENCES

- [1] F. Xiao, L. Wang, J. Chen, and Y. Gao, "Finite-time formation control for multi-agent systems," *Automatica*, vol. 45, no. 11, pp. 2605–2611, 2009.
- [2] B. Ning, Q.-L. Han, and Z. Zuo, "Distributed optimization for multi-agent systems: An edge-based fixed-time consensus approach," *IEEE Transactions on Cybernetics*, vol. 49, no. 1, pp. 122–132, 2017.
- [3] X. Tan, J. Cao, and X. Li, "Consensus of leader-following multiagent systems: A distributed event-triggered impulsive control strategy," *IEEE Transactions on Cybernetics*, vol. 49, no. 3, pp. 792–801, 2018.
- [4] A. Liu, W.-A. Zhang, L. Yu, H. Yan, and R. Zhang, "Formation control of multiple mobile robots incorporating an extended state observer and distributed model predictive approach," *IEEE Transactions on Systems, Man, and Cybernetics: Systems*, 2018.
- [5] P. Hang, C. Lv, C. Huang, J. Cai, Z. Hu, and Y. Xing, "An integrated framework of decision making and motion planning for autonomous vehicles considering social behaviors," *arXiv preprint arXiv:2005.11059*, 2020.
- [6] P. Hang, C. Lv, Y. Xing, C. Huang, and Z. Hu, "Human-like decision making for autonomous driving: A noncooperative game theoretic approach," *IEEE Transactions on Intelligent Transportation Systems*, 2020.
- [7] F. Li, Y. Ding, M. Zhou, K. Hao, and L. Chen, "An affection-based dynamic leader selection model for formation control in multirobot systems," *IEEE Transactions on Systems, Man, and Cybernetics: Systems*, vol. 47, no. 7, pp. 1217–1228, 2016.
- [8] Z. Zhang, C. Guo, and L. Martínez, "Managing multigranular linguistic distribution assessments in large-scale multiattribute group decision making," *IEEE Transactions on Systems, Man, and Cybernetics: Systems*, vol. 47, no. 11, pp. 3063–3076, 2016.
- [9] H. Fukushima, K. Kon, and F. Matsuno, "Distributed model predictive control for multi-vehicle formation with collision avoidance constraints," in *Proceedings of the 44th IEEE Conference on Decision and Control*. IEEE, 2005, pp. 5480–5485.
- [10] S. Chen, D. W. Ho, L. Li, and M. Liu, "Fault-tolerant consensus of multi-agent system with distributed adaptive protocol," *IEEE Transactions on Cybernetics*, vol. 45, no. 10, pp. 2142–2155, 2014.
- [11] B. Zhu, K. Guo, and L. Xie, "A new distributed model predictive control for unconstrained double-integrator multiagent systems," *IEEE Transactions on Automatic Control*, vol. 63, no. 12, pp. 4367–4374, 2018.
- [12] X. Kong, X. Liu, L. Ma, and K. Y. Lee, "Hierarchical distributed model predictive control of standalone wind/solar/battery power system," *IEEE Transactions on Systems, Man, and Cybernetics: Systems*, vol. 49, no. 8, pp. 1570–1581, 2019.
- [13] F. Ke, Z. Li, H. Xiao, and X. Zhang, "Visual servoing of constrained mobile robots based on model predictive control," *IEEE Transactions on Systems, Man, and Cybernetics: Systems*, vol. 47, no. 7, pp. 1428–1438, 2016.
- [14] H. Wei, C. Shen, and Y. Shi, "Distributed Lyapunov-based model predictive formation tracking control for autonomous underwater vehicles subject to disturbances," *IEEE Transactions on Systems, Man, and Cybernetics: Systems*, 2019.
- [15] A. N. Venkat, J. B. Rawlings, and S. J. Wright, "Stability and optimality of distributed model predictive control," in *Proceedings of the 44th IEEE Conference on Decision and Control*. IEEE, 2005, pp. 6680–6685.
- [16] X. Zhang, J. Ma, Z. Cheng, S. Huang, S. S. Ge, and T. H. Lee, "Trajectory generation by chance constrained nonlinear MPC with probabilistic prediction," *IEEE Transactions on Cybernetics*, 2020.
- [17] N. Mahdavi, J. H. Braslavsky, M. M. Seron, and S. R. West, "Model predictive control of distributed air-conditioning loads to compensate fluctuations in solar power," *IEEE Transactions on Smart Grid*, vol. 8, no. 6, pp. 3055–3065, 2017.
- [18] P. Giselsson, M. D. Doan, T. Keviczky, B. De Schutter, and A. Rantzer, "Accelerated gradient methods and dual decomposition in distributed model predictive control," *Automatica*, vol. 49, no. 3, pp. 829–833, 2013.
- [19] R. A. Bartlett, L. T. Biegler, J. Backstrom, and V. Gopal, "Quadratic programming algorithms for large-scale model predictive control," *Journal of Process Control*, vol. 12, no. 7, pp. 775–795, 2002.
- [20] G. Pannocchia, J. B. Rawlings, and S. J. Wright, "Fast, large-scale model predictive control by partial enumeration," *Automatica*, vol. 43, no. 5, pp. 852–860, 2007.
- [21] H. Wang, Y. Gao, Y. Shi, and R. Wang, "Group-based alternating direction method of multipliers for distributed linear classification," *IEEE Transactions on Cybernetics*, vol. 47, no. 11, pp. 3568–3582, 2016.
- [22] W. Deng and W. Yin, "On the global and linear convergence of the generalized alternating direction method of multipliers," *Journal of Scientific Computing*, vol. 66, no. 3, pp. 889–916, 2016.
- [23] M. Hong and Z.-Q. Luo, "On the linear convergence of the alternating direction method of multipliers," *Mathematical Programming*, vol. 162, no. 1–2, pp. 165–199, 2017.
- [24] X. Luo, M. Zhou, S. Li, L. Hu, and M. Shang, "Non-negativity constrained missing data estimation for high-dimensional and sparse matrices from industrial applications," *IEEE Transactions on Cybernetics*, vol. 50, no. 5, pp. 1844–1855, 2019.
- [25] G. Taylor, R. Burmeister, Z. Xu, B. Singh, A. Patel, and T. Goldstein, "Training neural networks without gradients: A scalable ADMM approach," in *International Conference on Machine Learning*, 2016, pp. 2722–2731.
- [26] H. Tan, X. Zeng, S. Lai, Y. Liu, and M. Zhang, "Joint demosaicing and denoising of noisy bayer images with ADMM," in *2017 IEEE International Conference on Image Processing (ICIP)*. IEEE, 2017, pp. 2951–2955.
- [27] J. Ma, Z. Cheng, X. Zhang, M. Tomizuka, and T. H. Lee, "Optimal decentralized control for uncertain systems by symmetric Gauss-Seidel semi-proximal ALM," *arXiv preprint arXiv:2001.00306*, 2020.
- [28] —, "On symmetric Gauss-Seidel ADMM algorithm for  $H_\infty$  guaranteed cost control with convex parameterization," *arXiv preprint arXiv:2001.00708*, 2020.
- [29] B. O'donoghue, E. Chu, N. Parikh, and S. Boyd, "Conic optimization via operator splitting and homogeneous self-dual embedding," *Journal of Optimization Theory and Applications*, vol. 169, no. 3, pp. 1042–1068, 2016.
- [30] W. Tang and P. Daoutidis, "Distributed nonlinear model predictive control through accelerated parallel admm," in *2019 American Control Conference (ACC)*. IEEE, 2019, pp. 1406–1411.
- [31] P. Braun, T. Faulwasser, L. Grüne, C. M. Kellett, S. R. Weller, and K. Worthmann, "Hierarchical distributed admm for predictive control with applications in power networks," *IFAC Journal of Systems and Control*, vol. 3, pp. 10–22, 2018.
- [32] X. Zhang, J. Ma, S. Huang, Z. Cheng, and T. H. Lee, "Integrated planning and control for collision-free trajectory generation in 3D environment with obstacles," in *2019 19th International Conference on Control, Automation and Systems (ICCAS)*. IEEE, 2019, pp. 974–979.
- [33] J. Ma, Z. Cheng, X. Zhang, A. A. Mamun, C. W. de Silva, and T. H. Lee, "Data-driven predictive control for multi-agent decision making with chance constraints," *arXiv preprint arXiv:2011.03213*, 2020.
- [34] A. Richards and J. P. How, "Aircraft trajectory planning with collision avoidance using mixed integer linear programming," in *Proceedings of the 2002 American Control Conference*, vol. 3. IEEE, 2002, pp. 1936–1941.
- [35] A. Alonso-Ayuso, L. F. Escudero, and F. J. Martín-Campo, "Collision avoidance in air traffic management: A mixed-integer linear optimization approach," *IEEE Transactions on Intelligent Transportation Systems*, vol. 12, no. 1, pp. 47–57, 2010.
- [36] R. Deits and R. Tedrake, "Efficient mixed-integer planning for UAVs in cluttered environments," in *2015 IEEE International conference on Robotics and Automation (ICRA)*. IEEE, 2015, pp. 42–49.
- [37] M. Morari, C. E. Garcia, J. H. Lee, and D. M. Prett, *Model Predictive Control*. Englewood Cliffs: Prentice Hall, 1993.

- [38] D. Q. Mayne, J. B. Rawlings, C. V. Rao, and P. O. Scokaert, "Constrained model predictive control: Stability and optimality," *Automatica*, vol. 36, no. 6, pp. 789–814, 2000.
- [39] B. T. Stewart, A. N. Venkat, J. B. Rawlings, S. J. Wright, and G. Pan-nocchia, "Cooperative distributed model predictive control," *Systems & Control Letters*, vol. 59, no. 8, pp. 460–469, 2010.
- [40] Y. Wang, W. Yin, and J. Zeng, "Global convergence of ADMM in nonconvex nonsmooth optimization," *Journal of Scientific Computing*, vol. 78, no. 1, pp. 29–63, 2019.
- [41] X. Zhang, S. Huang, W. Liang, Z. Cheng, K. K. Tan, and T. H. Lee, "HLT\*: Real-time and any-angle path planning in 3D environment," in *IECON 2019-45th Annual Conference of the IEEE Industrial Electronics Society*, vol. 1. IEEE, 2019, pp. 5231–5236.