

# ATRM: ATTENTION-BASED TASK-LEVEL RELATION MODULE FOR GNN-BASED FEW-SHOT LEARNING

Yurong Guo, Zhanyu Ma, Xiaoxu Li, and Yuan Dong

## ABSTRACT

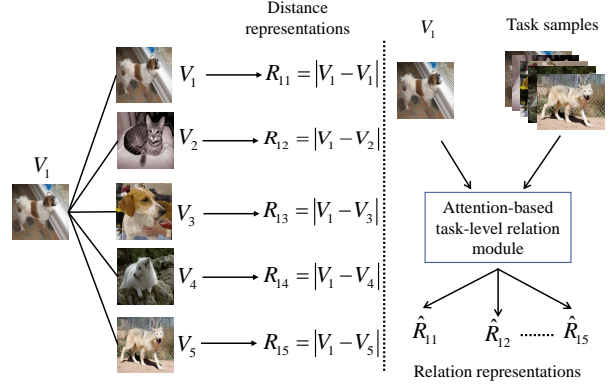
Recently, graph neural networks (GNNs) have shown powerful ability to handle few-shot classification problem, which aims at classifying unseen samples when trained with limited labeled samples per class. GNN-based few-shot learning architectures mostly replace traditional metric with a learnable GNN. In the GNN, the nodes are set as the samples' embedding, and the relationship between two connected nodes can be obtained by a network, the input of which is the difference of their embedding features. We consider this method of measuring relation of samples only models the sample-to-sample relation, while neglects the specificity of different tasks. That is, this method of measuring relation does not take the task-level information into account. To this end, we propose a new relation measure method, namely the **attention-based task-level relation module (ATRM)**, to explicitly model the task-level relation of one sample to all the others. The proposed module captures the relation representations between nodes by considering the sample-to-task instead of sample-to-sample embedding features. We conducted extensive experiments on four benchmark datasets: mini-ImageNet, tiered-ImageNet, CUB-200-2011, and CIFAR-FS. Experimental results demonstrate that the proposed module is effective for GNN-based few-shot learning.

**Index Terms**— Few-shot learning, Graph Neural Networks, Task-level Attention,

## 1. INTRODUCTION

Deep Learning has been achieved great success in visual recognition tasks [1, 2], which depends on powerful model and amounts of labelled samples [3]. However, humans can learn new concepts with little examples, or none at all. The gap motivated researchers to study few-shot learning and zero-shot learning.

The goal of few-shot learning is to classify unseen samples, given just a small number of labeled samples in each class. It has attracted considerable attention. One promising study is metric-based few-shot learning [4, 5, 6, 7, 8, 9, 10, 11]. Given just a query sample and a few labeled support samples, the embedding function extracts feature for all samples, and then a metric module measures distance between the query embedding and class embedding to give a recog-



**Fig. 1.** The left panel shows a general framework of previous metric approaches based on GNN. The model obtains the pair-wise distance by the absolute value of the embedding features. However, considering the distinctive information within each task, we further learn task-level relation representations. The right panel briefly illustrates the motivation of our approach.

inition result. Recently, there have some studies of utilizing Graph Neural Networks (GNNs) [6, 8, 9, 12] to handle the few-shot classification task, which can be seen as a kind of metric learning method. In GNN-based few-shot learning model, all embedding features are connected to construct a graph. And each node is represented by the embedding feature of a sample. Then the graph classifies the unlabeled query by measuring the similarity between two samples. Previous metric-based few-shot learning methods measure relationship between query embedding and class embedding, while GNN-based few-shot learning model the relationship of every sample to all the other samples in a task.

Even though GNN-based model have made significant advance in few-shot classification, they do suffer from distinct limitation. In the metric module of GNN-based methods, relation representation for a pair samples is obtained by calculating the absolute difference [6, 8, 9, 12]. It only considers the corresponding embedding features of the samples. Intuitively, pair-wise relationship is not only dependent on the distance between corresponding embedding features, but also related to all embedding features in a task. As shown in the left panel of Figure 1, there is no significant difference between the tar-

get sample and all other samples in the task. The distance representation between two samples neglects the specificity of the task and lacks discrimination. This will cause the problem that the similarity scores are not significantly different, so that the category of the target sample is not clear. To deal with the key challenge of how to learn relation representations with distinctive information, we propose a sample-to-task metric module, as shown in the right panel of Figure 1, which adopts a meta learning strategy to learn the relation representations.

Specifically, we propose an **attention-based task-level relation module (ATRM)**. To recognize a sample from unseen class given a few labeled samples, human tends to compare the unlabeled samples to all the labeled samples instead of only one of them. Similarly, given the embedding features of a task and the feature of one unseen sample, the proposed ATRM relates target sample to all samples in the task and generates relation representations with high discriminability. The main contributions of this paper are summarized as follows:

- We propose an **attention-based task-level relation module (ATRM)**. The proposed ATRM utilizes the attention mechanism to learn task-specific relation representations for each task.
- The comprehensive experimental results on four benchmark datasets: mini-ImageNet, tiered-ImageNet, CUB-200-2011, and CIFAR-FS show that our proposed module is effective for GNN-based few-shot model. In addition, the results of semi-supervised few-shot classification and visualization of similarity scores are provided to further evaluate our module.

## 2. RELATED WORK

**Meta Learning in Few-shot Learning:** Meta Learning framework is an effective study for few-shot learning, which mainly focuses on how to learn and utilize meta-level knowledge to adapt to new tasks quickly and well. One of the excellent studies is model-agnostic meta-learning (MAML) [13]. The MAML learned initialization parameters by cross-task training strategy such that the base learner can rapidly generalize new tasks using a few support samples. Recently, many MAML variants [14, 15, 16] have been developed. The Meta-LSTM [17] used LSTM meta-learner that not only learns task-common initialization but also captures both short-term knowledge within a task and long-term knowledge among all the tasks. MetaNet [18] parameterized a classification model using a “slow” weight which is meta-learned from multiple data sets, and a “fast” weight which is a task-specific embedding of training set. In order to effectively adapt to similar and unseen new tasks, LGM-Net [19] used meta-learning method to directly generate parameters with better generalization for matching network [20] based on training data.

**Metric Learning in Few-shot Learning:** On the metric learning side, most of algorithms consist of embedding func-

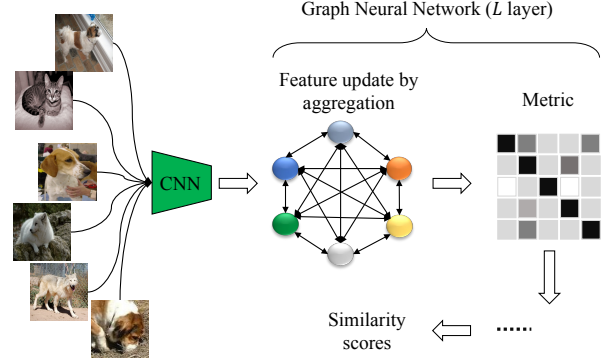


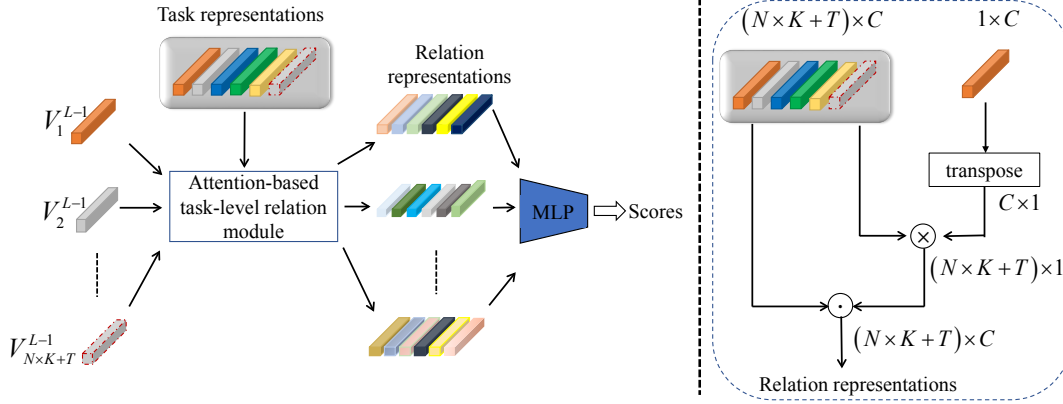
Fig. 2. GNN-based few-shot model.

tion extracting features for instances and metric function for measuring sample between the query embedding and class embedding. Koch et al. [7] used siamese network to compute the pair-wise distance between samples. Prototypical networks [4] firstly built a prototype representation of each class and measured the samples between the query embedding and class’s prototype by using euclidean distance. Matching network [20] used a neural network with external memories to map samples to embedding features, which considers full context in a task. TADAM [21] introduced a metric scaling factor to optimize the similarity metric of prototypical nets. Zheng et al. [22] believed that the average prototype ignores the different importance of different support samples and proposed principal characteristic nets.

Fixed metric methods will restrict the embedding function to produce discriminative representations. Sung et al. [5] introduced relation network (RN) for few-shot learning. The relation network learns to learn a deep distance metric by a neural network. However, due to the inherent local connectivity of CNN, the RN can be sensitive to the spatial position relationship of semantic objects in two compared images. To address this problem, Wu et al. [23] introduced a deformable feature extractor (DFE) to extract more efficient features, and designed a dual correlation attention mechanism (DCA) to deal with its inherent local connectivity. Hou et al. [24] proposed a cross attention network for few-shot classification, which is designed to model the semantic relevance between class and query features.

Some researchers believed that a common embedding space fails to tailor discriminative visual knowledge for a target task especially when there are a few labeled training data. And some studies exploring task-specific embedding have been proposed [25, 26, 27]. Ye et al. [27] customized task-specific embedding spaces via a self-attention architecture, which leverages the relationship between target task training samples and leads to discriminative sample representations.

**GNN-based methods in Few-shot Learning:** Recently, most approaches are proposed to exploit GNN in the field of few-shot learning task. Specifically, Garcia et al. [6] first uti-



**Fig. 3.** The left panel shows a general framework of our approach used for calculating the similarity scores. The right panel shows the attention-based task-level relation module.

lized GNN to solve few-shot learning problem, where all embedding features extracting by a convolutional neural network are densely connected. Liu et al. [9] proposed a transductive propagation network (TPN). The TPN utilizes the entire query set for transductive inference. To further exploit intra-cluster similarity and inter-cluster dissimilarity, Kim et al. [8] proposed an edge-labeling graph neural network. Then in order to explicitly model the distribution-level relation, Yang et al. [12] proposed distribution propagation graph network (DPGN).

In the existing GNN-based few-shot learning methods, pair-wise distance representations are absolute difference of the embedding features. However, when the classes in the task are similar, it will lead to the problem of insufficient discrimination in metric representations. So, in this paper, we focus on learning distinctive relation information through an attention-based task-level relation module.

### 3. THE PROPOSED METHOD

In this section, we first present a formalism for GNN-based few-shot model, then introduce our proposed method in detail.

#### 3.1. GNN-based few-shot learning

As shown in Figure 2, GNN-based few-shot model usually consists of a CNN for extracting features and a GNN for propagating labels from labeled nodes to unlabeled according to similarity scores between nodes. In the training and testing process, GNN-based few-shot model usually adopts the episodic mechanism, in which each episode (task) consists of the support set  $S$  and the query set  $Q$ . And the support set contains  $N * K$  labeled support samples and the query set contains  $T$  unseen samples in a  $N$ -way  $K$ -shot problem.

Generally, the CNN  $g(\cdot)$  as backbone of extracting features has two different types 1) the 4-layer convolution network (ConvNet) [9, 8] and 2) the 12-layer residual network (ResNet-12) used in [12]. The GNN consists of  $L$  layers to process the graph. Let  $V = \{V_1, V_2, \dots, V_{N \times K + T}\}$  be embedding features for all nodes extracted by the CNN,  $R_{ij}$  be relation representations between nodes, and  $s_{ij}$  be similarity score between node  $i$  and  $j$ . Given  $V^{L-1}$  and  $s^{L-1}$  from the layer  $L - 1$ , node feature update is firstly conducted by a neighborhood aggregation procedure. And node  $i$  is updated as

$$V_i^L = f_v \left( \sum_{j=1}^{N \times K + T} V_j^{L-1} s_{ij}^{L-1} \right), \quad (1)$$

where  $f_v$  is the feature (node) transformation network. Then, the relation representation is obtained by calculating the absolute difference between two vector nodes. It can be denoted as

$$R_{ij} = |V_i^L - V_j^L| = \sum_{k=1}^C |V_{ik}^L - V_{jk}^L|. \quad (2)$$

Finally, the relation representation  $R_{ij}$  is input into a Multi-layer Perceptron (MLP) to capture the similarity scores between nodes:

$$\begin{aligned} s_{ij} &= f_s(R_{ij}) \\ &= f_s \left( \sum_{k=1}^C |V_{ik}^L - V_{jk}^L| \right) \\ &= \sigma \left( \sum_{k=1}^C \omega_k |V_{ik}^L - V_{jk}^L| \right). \end{aligned} \quad (3)$$

Where  $f_s$  is transformation network. The goal of GNN-based few-shot learning is to learn function  $g$ ,  $f_v$  and  $f_s$  to classify query sample  $x_{query}$  by  $\hat{y}_{query} = f_s(f_v(g(x_{query}; D_{support}))) \in (0, 1)^N$ .

Note that the relationship is obtained by measuring the distance between two corresponding node, which is node-to-node and task-agnostic.

**Table 1.** 5-way 1-shot classification accuracy.

Model	Trans.	mini-ImageNet	tiered-ImageNet	CUB-200-2011	CIFAR-FS
EGNN(CVPR 19)	No	52.86 $\pm$ 0.42	57.09 $\pm$ 0.42	64.82 $\pm$ 0.41	65.51 $\pm$ 0.43
EGNN + ATRM	No	53.65 $\pm$ 0.43	57.40 $\pm$ 0.42	65.07 $\pm$ 0.41	65.00 $\pm$ 0.42
EGNN	Yes	58.94 $\pm$ 0.51	62.37 $\pm$ 0.51	73.18 $\pm$ 0.51	72.20 $\pm$ 0.49
DPGN (CVPR 20)	Yes	66.41 $\pm$ 0.51	71.86 $\pm$ 0.50	75.25 $\pm$ 0.46	75.83 $\pm$ 0.47
EGNN + ATRM	Yes	60.79 $\pm$ 0.51	64.52 $\pm$ 0.51	75.02 $\pm$ 0.46	73.42 $\pm$ 0.50
DPGN + ATRM	Yes	<b>66.97 <math>\pm</math> 0.53</b>	<b>72.24 <math>\pm</math> 0.50</b>	<b>77.53 <math>\pm</math> 0.46</b>	<b>77.05 <math>\pm</math> 0.46</b>

**Table 2.** 5-way 5-shot classification accuracy.

Model	Trans.	mini-ImageNet	tiered-ImageNet	CUB-200-2011	CIFAR-FS
EGNN	No	68.20 $\pm$ 0.41	71.13 $\pm$ 0.39	80.05 $\pm$ 0.36	76.95 $\pm$ 0.37
EGNN + ATRM	No	68.72 $\pm$ 0.40	72.39 $\pm$ 0.39	81.03 $\pm$ 0.36	77.78 $\pm$ 0.37
EGNN	Yes	75.71 $\pm$ 0.46	81.04 $\pm$ 0.43	87.68 $\pm$ 0.38	86.13 $\pm$ 0.41
DPGN	Yes	82.04 $\pm$ 0.45	82.70 $\pm$ 0.43	87.72 $\pm$ 0.36	87.85 $\pm$ 0.38
EGNN + ATRM	Yes	76.18 $\pm$ 0.45	81.47 $\pm$ 0.43	88.00 $\pm$ 0.36	85.70 $\pm$ 0.39
DPGN + ATRM	Yes	<b>82.58 <math>\pm</math> 0.45</b>	<b>83.31 <math>\pm</math> 0.44</b>	<b>90.39 <math>\pm</math> 0.34</b>	<b>89.15 <math>\pm</math> 0.37</b>

\* “No” means non-transductive method, and “Yes” means transductive method.

### 3.2. Attention-based task-level relation module

In this paper, attention mechanism is employed to transform sample embedding to relation representations with consideration to task-specific embedding. Note that the relation representation is task-specific and not only the distance between nodes. We denote it as attention-based task-level relation module (ATRM). The proposed ATRM can avoid direct comparison relative relationship irrelevant local representations. As shown in Figure 3, given the feature representations  $V \in R^{(N \times K + T) \times C}$ , the relation representations can be obtained. The implementation details are performed as follows.

For node  $i$ , the attention value between the target embedding and all other samples in the task can be obtained by adopting method commonly used in the attention mechanism. The attention value is performed as follows:

$$a(V_i, V_j) = \frac{\exp(e_{ij})}{\sum_{k=1}^{N \times K + T} \exp(e_{ik})}, \quad (4)$$

Where  $a \in R^{(N \times K + T) \times (N \times K + T)}$ , which represents the similarity between nodes comparing to all other embedding in the task.  $e_{ij}$  reflects the matching degree of node  $i$  to node  $j$ . When the degree is higher,  $a_{ij}$  is bigger. The matching degree  $e_{ij}$  is performed as follows:

$$e_{ij} = s(V_j, V_i^T) / \sqrt{C}, \quad (5)$$

Where, first, the feature representation  $V_i \in R^{1 \times C}$  of target sample is reshaped to  $V_i \in R^{C \times 1}$  through a transpose operation and  $s(V_i, V_j^T)$  is the vector multiplication operation. And then,  $a_{ij}$  is used to encode  $V_j$  and the relation representations can be obtained, which can be denoted as follows:

$$\hat{R}_{ij} = a(V_i, V_j) \odot V_j, \quad (6)$$

The relation representation  $\hat{R}_{ij}$  models the relation representation between node  $i$  and  $j$ , which is a task-level relation representation of sample  $i$  to  $j$  comparing to all the other samples. Afterwards,  $\hat{R}_{ij}$  is fed to an MLP to capture the relation score for performing further classification:

$$s_{ij} = \text{MLP}(\hat{R}_{ij}). \quad (7)$$

## 4. EXPERIMENTS AND DISCUSSIONS

### 4.1. Datasets and setups

To evaluate our module, we select two GNN-based few-shot models: EGNN and DPGN, and four standard few-shot learning benchmarks: mini-ImageNet [20], tiered-ImageNet [28], CUB-200-2011 [29] and CIFAR-FS [30]. The mini-ImageNet and tiered-ImageNet are the subsets of ImageNet. CUB-200-2011 is initially designed for fine-grained classification and CIFAR-FS is a subset of CIFAR-100 for few-shot classification.

For the sake of fairness, all experiments employed the same setups as EGNN and DPGN. EGNN used ConvNet, and DPGN used ResNet-12 for extracting features. In training process, data augmentation methods were adopted, such as horizontal flip, random crop, and color jitters (brightness, contrast, and saturation). The Adam optimizer was used in all experiments with the initial learning rate  $10^{-3}$ . And the learning rate was decayed by 0.1 per 15000 iterations. The weight decay was set as  $10^{-5}$ . For all datasets, 5-way 1-shot and 5-way 5-shot experiments were conducted. We randomly sampled 10,000 tasks and then reported the mean accuracy along with its 95% confidence interval.

**Table 3.** Semi-supervised few-shot classification accuracy on mini-ImageNet. The results are tested in transductive learning.

Model	20%	40%	60%
EGNN	63.91 $\pm$ 0.42	65.84 $\pm$ 0.41	68.06 $\pm$ 0.44
<b>EGNN + ATRM</b>	<b>66.37 <math>\pm</math> 0.41</b>	<b>66.82 <math>\pm</math> 0.42</b>	<b>69.08 <math>\pm</math> 0.42</b>
DPGN	74.16 $\pm$ 0.44	81.23 $\pm$ 0.44	80.84 $\pm$ 0.46
<b>DPGN + ATRM</b>	<b>80.99 <math>\pm</math> 0.44</b>	<b>81.70 <math>\pm</math> 0.45</b>	<b>80.94 <math>\pm</math> 0.45</b>

**Table 4.** Effect of adding the proposed ATRM to different layer of EGNN. The results on 5-way 1-shot are reported.

Model		mini-ImageNet
EGNN		52.86 $\pm$ 0.42
EGNN+ATRM	$L = 1$	53.11 $\pm$ 0.43
	$L = 2$	53.29 $\pm$ 0.44
	$L = 3$	53.42 $\pm$ 0.42
	<b><math>L = 1 \&amp; 2 \&amp; 3</math></b>	<b>53.65 <math>\pm</math> 0.43</b>

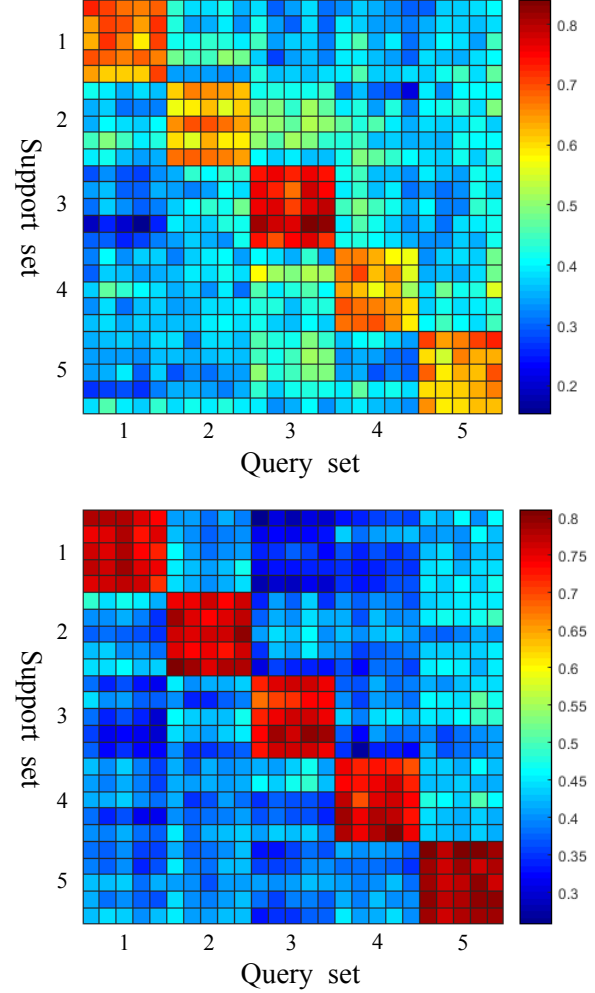
## 4.2. Results and discussions for few-shot classification

Experimental results for 5-way 1-shot and 5-way 5-shot classification are shown in Table 1 and Table 2. We can see that EGNN or DPGN with our ATRM have higher accuracy than the ones without ATRM on mini-ImageNet, tiered-ImageNet, and CUB-200-2011. Meanwhile, partial experimental results on the CIFAR-FS dataset dropped slightly, the reason of which might lie in the categories in the CIFAR-FS dataset are highly distinguishable. In addition, the CUB-200-2011 dataset is the most widely used benchmark for fine-grained image classification, which has significant intra-class variance and inter-class similarity. Fine-grained image task is more challenging in few-shot learning. Clearly, the improvement on the CUB-200-2011 dataset is significant in Table 1 and Table 2, which shows that the relationship representation obtained by our module is more discriminative than previous method for tasks with high similarity. And overall, our method is simple and effective.

Semi-supervised experiments were conducted in 5-way 5-shot setting on mini-ImageNet with two backbones, in which the support samples are only partially labeled. The results are presented in Table 3. Notably, the EGNN and DPGN with our ATRM outperforms the previous backbones especially when the labeled samples portion was decreased.

## 4.3. Ablation studies

In order to investigate the effect of our proposed ATRM on different layer of GNN, ablation studies were conducted with  $L = 1$ ,  $L = 2$ , and  $L = 3$  on mini-ImageNet with EGNN backbone. It can be observed from Table 4 that the proposed ATRM plays a significant role in each layer of EGNN.



**Fig. 4.** Visualization of similarity scores obtained by EGNN (top) and EGNN with our module (bottom).

## 4.4. Visualization of similarity scores

For further analysis, Figure 4 shows similarity scores in the last layer of EGNN. The similarity scores are the average of 10000 tasks in setting of 5-way 5-shot and 5 queries for each class. The 25 samples in vertical axis are support set, and 25 samples in horizontal axis are query set. Notably, EGNN with our module not only contributes to predicting more accurately but also reduces the similarity score between samples in different classes and increases the similarity score between samples in the same classes.

## 5. CONCLUSIONS AND FUTURE WORK

In this paper, we propose an attention-based task-level relation module to capture the relation representations by employing all the embedding features in a single task. By considering all the samples in the task, our method can hold discriminative relation features for each node pair. Experiments

tal results demonstrate that it improves the performance of recently proposed GNN-based methods on four benchmark datasets: mini-ImageNet, tiered-ImageNet, CUB-200-2011, and CIFAR-FS.

As the existing methods for GNN-based few-shot learning can only extract the features from labeled and unlabeled samples independently, which makes the features insufficiently discriminative. For the future work, we will consider extracting the task-level features in the CNN part, as well as how to construct a shot-free graph for few-shot classification. This will increase flexibility of the proposed method.

## 6. REFERENCES

- [1] K. Simonyan and A. Zisserman, “Very deep convolutional networks for large-scale image recognition,” in *CVPR*, 2014.
- [2] K. He, X. Zhang, S. Ren, and J. Sun, “Deep residual learning for image recognition,” in *CVPR*, 2016.
- [3] O. Russakovsky, J. Deng, H. Su, J. Krause, S. Satheesh, S. Ma, Z. Huang, A. Karpathy, A. Khosla, M. Bernstein, A. Berg, and F. Li, “ImageNet Large Scale Visual Recognition Challenge,” *International Journal of Computer Vision*, vol. 115, no. 3, pp. 211–252, 2015.
- [4] J. Snell, K. Swersky, and R. Zemel, “Prototypical networks for few-shot learning,” in *NIPS*, 2017.
- [5] F. Sung, Y. Yang, L. Zhang, T. Xiang, P. Torr, and T. Hospedales, “Learning to compare: Relation network for few-shot learning,” in *CVPR*, 2018.
- [6] V. Garcia and J. Bruna, “Few-shot learning with graph neural networks,” in *ICLR*, 2018.
- [7] G. Koch, R. Zemel, and R. Salakhutdinov, “Siamese neural networks for one-shot image recognition,” in *ICML*, 2015.
- [8] J. Kim, T. Kim, S. Kim, and C. Yoo, “Edge-labeling graph neural network for few-shot learning,” in *CVPR*, 2019.
- [9] Y. Liu, J. Lee, M. Park, S. Kim, E. Yang, S. Hwang, and Y. Yang, “Learning to propagate labels: Transductive propagation network for few-shot learning,” in *ICLR*, 2018.
- [10] W. Li, J. Xu, J. Huo, L. Wang, Y. Gao, and J. Luo, “Distribution consistency based covariance metric networks for few-shot learning,” in *AAAI*, 2019.
- [11] W. Li, L. Wang, J. Xu, J. Huo, Y. Gao, and J. Luo, “Revisiting local descriptor based image-to-class measure for few-shot learning,” in *CVPR*, 2019.
- [12] L. Yang, L. Li, Z. Zhang, X. Zhou, E. Zhou, and Y. Liu, “DPGN: Distribution propagation graph network for few-shot learning,” in *CVPR*, 2020.
- [13] C. Finn, P. Abbeel, and S. Levine, “Model-agnostic meta-learning for fast adaptation of deep networks,” in *ICML*, 2017.
- [14] M. Jamal and G. Qi, “Task agnostic meta-learning for fewshot learning,” in *CVPR*, 2019.
- [15] A. Rusu, D. Rao, J. Sygnowski, O. Vinyals, R. Pascanua, S. Osindero, and R. Hadsell, “Meta-learning with latent embedding optimization,” in *ICLR*, 2019.
- [16] X. Jiang, M. Havaei, F. Varno, G. Chartrand, N. Chapados, and S. Matwin, “Learning to learn with conditional class dependencies,” in *ICLR*, 2019.
- [17] S. Ravi and H. Larochelle, “Optimization as a model for few-shot learning,” in *ICLR*, 2017.
- [18] T. Munkhdalai and H. Yu, “Meta networks,” in *ICML*, 2017.
- [19] H. Li, W. Dong, X. Mei, C. Ma, F. Huang, and B. Hu, “LGM-Net: learning to generate matching networks for few-shot learning,” in *ICML*, 2019.
- [20] O. Vinyals, C. Blundell, T. Lillicrap, K. Kavukcuoglu, and D. Wierstra, “Matching networks for one shot learning,” in *NIPS*, 2016.
- [21] B. Oreshkin, A. Lacoste, and P. Rodriguez, “TADAM: task dependent adaptive metric for improved few-shot learning,” in *NIPS*, 2018.
- [22] Y. Zheng, R. Wang, J. Yang, L. Xue, and M. Hu, “Principal characteristic networks for few-shot learning,” *Visual communication and Image Representation*, vol. 59, pp. 563–573, 2019.
- [23] Z. Wu, Y. Li, L. Guo, and K. Jia, “PARN: position-aware relation networks for few-shot learning,” in *ICCV*, 2019.
- [24] R. Hou, H. Chang, B. Ma, S. Shan, and X. Chen, “Cross attention network for few-shot classification,” in *NIPS*, 2019.
- [25] K. Lee, S. Maji, A. Ravichandran, and S. Soatto, “Meta-learning with differentiable convex optimization,” in *CVPR*, 2019.
- [26] H. Li, D. Eigen, S. Dodge, M. Zeiler, and X. Wang, “Finding task-relevant features for few-shot learning by category traversal,” in *CVPR*, 2019.
- [27] H. Ye, H. Hu, D. Zhan, and F. Sha, “Few-shot learning via embedding adaptation with set-to-set functions,” in *CVPR*, 2020.
- [28] M. Ren, E. Triantafillou, S. Ravi, J. Snell, K. Swersky, J. Tenenbaum, H. Larochelle, and R. Zemel, “Meta-learning for semi-supervised few-shot classification,” in *ICLR*, 2018.
- [29] C. Wah, S. Branson, P. Welinder, P. Perona, and S. Belongie, “The Caltech-UCSD Birds-200-2011 Dataset,” Tech. Rep. CNS-TR-2011-001, California Institute of Technology, 2011.
- [30] L. Bertinetto, J. Henriques, P. Torr, and A. Vedaldi, “Meta-learning with differentiable closedform solvers,” in *ICML*, 2019.