

A two species micro-macro model of wormlike micellar solutions and its maximum entropy closure approximations: An energetic variational approach

Yiwei Wang^a, Teng-Fei Zhang^b, Chun Liu^a

^a*Department of Applied Mathematics, Illinois Institute of Technology, Chicago, IL 60616, USA*

^b*School of Mathematics and Physics, China University of Geosciences, Wuhan, 430074, China*

Abstract

Wormlike micelles are self-assemblies of polymer chains that can break and reform reversibly. In this paper, we derive a thermodynamically consistent two species micro-macro model of wormlike micellar solutions by employing an energetic variational approach. The model incorporates a breaking and reforming process of polymer chains into the classical micro-macro dumbbell model of polymeric fluids in a unified variational framework. We also study different maximum entropy closure approximations to the new model by “variation-then-closure” and “closure-then-variation” approaches. By imposing a proper dissipation in the coarse-grained level, the closure model, obtained by “closure-then-variation”, preserves the thermodynamical structure of both mechanical and chemical parts of the original system. Several numerical examples show that the closure model can capture the key rheological features of wormlike micellar solutions in shear flows.

1. Introduction

Wormlike micelles, also known as “living polymers”, are long, cylindrical aggregates of self-assembled surfactants that can break and reform reversibly [8]. There are substantial interests in studying the wormlike micelles for fundamental research and industrial applications [10, 11, 63]. In particular, it has been observed that many wormlike micellar solutions exhibit shear banding, where the material splits into layers with different viscosities when undergoing strong shearing deformation [50]. Theoretically, the shearing banding is thought to arise from a non-monotone rheological constitutive curves of the shear stress versus the applied shear rate for steady homogeneous flow [22, 48]. Understanding this unusual rheological behavior of wormlike micelles has been a focus of many theoretical and experimental studies [59, 23].

During last a couple of decades, a number of mathematical models have been proposed for wormlike micellar solutions [1, 8, 27, 49, 59]. Many theoretical models, such as Johnson-Segalman model [49] and Rolie-Poly model [1], are one species models, which didn’t reflect the “living” nature of wormlike micelles. To account for the reversible breaking and reforming of micellar chains, Cates proposed a reptation-reaction model, in which the reaction kinetics is introduced to account for the reversible breaking and reforming process [8, 9]. Inspired by Cates’ seminal work, a two species, scission-reforming model for wormlike micellar solutions is proposed in [59], known as the the Vasquez-Cook-McKinley (VCM) model. Although the VCM model was derived from a highly simplified discrete version of Cates’ model [23], it can capture the key rheological properties of wormlike micellar solutions [59, 56, 67]. As pointed out in [24], the VCM model is thermodynamically inconsistent, due to the assumption that the break rate depends on the velocity gradient explicitly. The VCM model was later revisited into a thermodynamically consistent form [23, 22], which is known as the Germann–Cook–Beris (GCB) model, by using generalized bracket approach [5]. They also extended such model to a three species cases. Using the GENERIC framework [28, 55], Grmela et al. also extend the VCM model into a multiple species model [27].

From a modeling perspective, both the VCM and GCB models are phenomenological macroscopic models, which cannot provide detailed information on polymer structures. For many complex fluids,

Email addresses: ywang487@iit.edu (Yiwei Wang), zhangtf@cug.edu.cn (Teng-Fei Zhang), cliu124@iit.edu (Chun Liu)

two-scale macro-micro models, which couple the evolution of the microscopic probability distribution function of polymeric molecules, with the macroscopic flow, have been proven successful in describing their dynamics [37, 38, 41]. In these models, the micro-macro interaction is coupled through a transport of the microscopic Fokker-Planck equation and the induced elastic stress tensor in the macroscopic equation. The competition between the kinetic energy and the multiscale elastic energies give rise to different hydrodynamical the rheological properties. The goal of this paper is to extend such a micro-macro approach to model wormlike micellar solution by incorporating the microscopic breaking and reforming reaction kinetics. Following the setting in the VCM model [59], we represent the wormlike micelles by two species of dumbbells respectively. Instead of constructing some empirical constitutive equation, we employ an energetic variational approach to derive the governing equation from an prescribed energy-dissipation law.

We also study maximum entropy closure approximations to the new micro-macro model. We adopt both “closure-then-variation” and “variation-then-closure” approaches. The first approach, which has been widely used in literature [32, 60], apply the maximum entropy closure at the PDE level, while the later approach first reformulates an energy-dissipation law at the course grained level and derives the closure system by a variation procedure [17]. Due to the presence of reaction kinetics, these two approaches are not equivalent. Although the “closure-then-variation” approach can obtain model with a energy-dissipation property, the model fails to produce a non-monotone rheological constitutive curves of the shear stress versus the applied shear rate for steady homogeneous flow. In contrast, by formulating the dissipation part in the coarse-grained level properly, the “closure-then-variation” approach can result in a model that preserves the thermodynamical structures of the mechanical and chemical parts of the original system. The resulting closure system takes the same form as the VCM [59] and GCB models [23]. Numerical simulations show that the momentum closure model can capture the key rheological features of wormlike micellar solutions as the VCM [59] and GCB [23] models.

The paper is organized as follows. In section 2, we formally derive the micro-macro model for wormlike micellar solutions by employing an energetic variational approach. A detailed investigation of maximum entropy closure approximations to the micro-macro model is presented in section 3. In section 4, we show the closure model, obtained by “closure-then-variation” can capture the key rheological features of wormlike micellar solutions in planar shear flows.

2. Energetic variational formation of the new micro-macro model

In this section, we employ an energetic variational approach to derive a thermodynamically consistent two-species micro-macro model for wormlike micellar solutions.

2.1. Energetic variational approach

Originated from pioneering work of Onsager [51, 52] and Rayleigh [58], the energetic variational approach (EnVarA) provides a general framework to derive the dynamics of a nonequilibrium thermodynamic system from a prescribed energy-dissipation law through two distinct variational processes: the Least Action Principle (LAP) and the Maximum Dissipation Principle (MDP) [42, 25]. The energy-dissipation law, which comes from the first and second laws of thermodynamics [20, 25], can be formulated as

$$\frac{d}{dt}E^{\text{total}}(t) = -\Delta, \quad (2.1)$$

for an isothermal closed system. Here E^{total} is the total energy, which is the sum of the Helmholtz free energy \mathcal{F} and the kinetic energy \mathcal{K} ; Δ is the rate of energy dissipation, which is equal to the entropy production in this case. The LAP states that the dynamics of a Hamiltonian system is determined as a critical point of the action functional $\mathcal{A}(\mathbf{x}) = \int_0^T (\mathcal{K} - \mathcal{F})dt$ with respect to \mathbf{x} (the trajectory in Lagrangian coordinates for mechanical systems) [2, 25], i.e.,

$$\delta\mathcal{A} = \int_0^T \int_{\Omega(t)} (f_{\text{inertial}} - f_{\text{conv}}) \cdot \delta\mathbf{x} \, d\mathbf{x}dt. \quad (2.2)$$

In the meantime, for a dissipative system, the dissipative force can be determined by minimizing the dissipation functional $\mathcal{D} = \frac{1}{2}\Delta$ with respect to the “rate” \mathbf{x}_t in the linear response regime [15], i.e.,

$$\delta\mathcal{D} = \int_{\Omega(t)} f_{\text{diss}} \cdot \delta\mathbf{x}_t \, d\mathbf{x}. \quad (2.3)$$

This principle is known as Onsager’s MDP [51, 52]. Thus, according to force balance (Newton’s second law, in which the inertial force plays role of ma), we have

$$\frac{\delta A}{\delta \mathbf{x}} = \frac{\delta \mathcal{D}}{\delta \mathbf{x}_t} \quad (2.4)$$

in Eulerian coordinates, which is the dynamics of the system. In the framework of EnVarA, the dynamics of the system is totally determined by the choice of the energy-dissipation law and the kinematic relation, which shifts the main task of modeling to the construction of an energy-dissipation law. The EnVarA framework has been proved to be a powerful tool to build up thermodynamically consistent mathematical models for many complicated system, especially those in complex fluids [42, 25].

Complex fluids are fluids with complicated rheological phenomena, arising from the interaction between the microscopic elastic properties and the macroscopic flow motions [41, 42]. A central problem in modeling complex fluids is to construct a constitutive relation, which links the stress tensor $\boldsymbol{\tau}$ and the velocity field $\nabla\mathbf{u}$ [36]. Unlike a Newtonian fluid, there is no simple linear relation $\boldsymbol{\tau} = \mu\dot{\boldsymbol{\gamma}}$, where $\dot{\boldsymbol{\gamma}} = \frac{1}{2}(\nabla\mathbf{u} + \nabla\mathbf{u}^T)$ is the strain rate and μ is the viscosity, for complex fluids. Instead of constructing an empirical constitutive equation that often takes the form of

$$\partial_t\boldsymbol{\tau} + (\mathbf{u} \cdot \nabla)\boldsymbol{\tau} = \mathbf{f}(\boldsymbol{\tau}, \nabla\mathbf{u}), \quad (2.5)$$

the EnVarA framework derives the constitutive relation from the giving energy-dissipation law through the variation procedure. Hence, the multiscale coupling and competition among multiphysics can be dealt with systematically.

As an illustration, we first give a formal derivation of a one-species incompressible micro-macro model of dilute polymeric fluid by employing the EnVarA. A more detailed description to this model can be found in [41, 25]. In this model, it is assumed that the polymeric fluid consists of beads joined by springs, and a molecular configuration is described by an end-to-end vector $\mathbf{q} \in \mathbb{R}^d$ [7, 18]. At the microscopic level, the system is described by a Fokker-Planck equation of the number distribution function $\psi(\mathbf{x}, \mathbf{q}, t)$ with a drift term depending on the macroscopic velocity \mathbf{u} . While the macroscopic motion of the fluid is described by a Navier-Stoke equation with an elastic stress depending on the $\psi(\mathbf{x}, \mathbf{q}, t)$.

To derive the dynamics of the system by the EnVarA, we need to introduce Lagrangian descriptions in both microscopic and macroscopic scales. In the macroscopic domain Ω , we define the flow map $\mathbf{x}(\mathbf{X}, t) : \Omega \rightarrow \Omega$, where \mathbf{X} are Lagrangian coordinates and \mathbf{x} are Eulerian coordinates. For fixed \mathbf{X} , $\mathbf{x}(\mathbf{X}, t)$ is the trajectory of a particle labeled by \mathbf{X} , while for fixed t , $\mathbf{x}(\mathbf{X}, t)$ is an orientation-preserving diffeomorphism between the initial domain to the current domain. For a given flow map $\mathbf{x}(\mathbf{X}, t)$, we can define the associated velocity

$$\mathbf{u}(\mathbf{x}(\mathbf{X}, t), t) = \frac{d}{dt}\mathbf{x}(\mathbf{X}, t), \quad (2.6)$$

and the deformation tensor

$$\tilde{\mathbf{F}}(\mathbf{x}(\mathbf{X}, t), t) = \mathbf{F}(\mathbf{X}, t) = \nabla_{\mathbf{X}}\mathbf{x}(\mathbf{X}, t). \quad (2.7)$$

Without ambiguity, we will not distinguish \mathbf{F} and $\tilde{\mathbf{F}}$ in the following. It is easy to verify that $\mathbf{F}(\mathbf{x}, t)$ satisfies the transport equation [41]

$$\mathbf{F}_t + \mathbf{u} \cdot \nabla\mathbf{F} = \nabla\mathbf{u}\mathbf{F}, \quad (2.8)$$

in Eulerian coordinates, where $\mathbf{u} \cdot \nabla\mathbf{F}$ stands for $u_k\partial_k F_{ij}$. The deformation tensor \mathbf{F} carries all the kinematic information of the microstructures, patterns, and configurations in complex fluids [39]. Similar to the macroscopic flow map $\mathbf{x}(\mathbf{X}, t)$, we can also introduce the microscopic flow map $\mathbf{q}(\mathbf{X}, \mathbf{Q}, t)$, where \mathbf{X} and \mathbf{Q} are Lagrangian coordinates in physical and configuration spaces respectively. The corresponding microscopic velocity \mathbf{V} is defined as

$$\mathbf{V}(\mathbf{x}(\mathbf{X}, t), \mathbf{q}(\mathbf{X}, \mathbf{Q}, t), t) = \frac{d}{dt}\mathbf{q}(\mathbf{X}, \mathbf{Q}, t). \quad (2.9)$$

Due to the conservation of mass, the number density distribution function $\psi(\mathbf{x}, \mathbf{q}, t)$ satisfies the following kinematics

$$\partial_t \psi + \nabla_{\mathbf{x}} \cdot (\mathbf{u}\psi) + \nabla_{\mathbf{q}} \cdot (\mathbf{V}\psi) = 0, \quad (2.10)$$

where \mathbf{u} and \mathbf{V} are effective velocities in the macroscopic domain and the microscopic configuration space respectively. In the framework of EnVarA, the micro-macro system can be modeled through the energy-dissipation law

$$\frac{d}{dt} \int_{\Omega} \left[\frac{1}{2} \rho |\mathbf{u}|^2 + \lambda \int \psi (\ln \psi - 1) + \psi U d\mathbf{q} \right] d\mathbf{x} = - \int_{\Omega} \left[\eta |\nabla \mathbf{u}|^2 + \int_{\mathbb{R}^d} \frac{\lambda}{\xi} \psi |\mathbf{V} - \nabla \mathbf{u} \mathbf{q}|^2 d\mathbf{q} \right] d\mathbf{x}, \quad (2.11)$$

where $\mathcal{K} = \int_{\Omega} \frac{1}{2} \rho |\mathbf{u}|^2 d\mathbf{x}$ is the kinetic energy, λ is a constant that represents the ratio between the kinetic energy and the elastic energy, $U(\mathbf{q})$ is the spring potential energy, and ξ is the constant that is related to the polymer relaxation time. We assume that \mathbf{u} satisfies the incompressible condition $\nabla \cdot \mathbf{u} = 0$. The second-term in the dissipation accounts for the relative friction of microscopic particle to the macroscopic flow, where $(\nabla \mathbf{u})\mathbf{q}$ is velocity induced by the macroscopic flow due to the Cauchy-Born rule [41]. The Cauchy-Born rule states that the movement in configuration space follows the flow on the macroscopic level, i.e., $\mathbf{q} = \mathbf{F}\mathbf{Q}$ without the microscopic evolution, where \mathbf{Q} are Lagrangian coordinates in the configuration space. A direct computation shows that

$$\tilde{\mathbf{V}} = \frac{d}{dt}(\mathbf{F}\mathbf{Q}) = \nabla \mathbf{u} \mathbf{F}\mathbf{Q} = \nabla \mathbf{u} \mathbf{q}, \quad (2.12)$$

which is the microscopic velocity induced by the macroscopic flow.

Now we are ready to perform the energetic variational approach in both microscopic and macroscopic scales. It is import to keep the ‘‘separation of scales’’ in mind when applying the LAP and the MDP in both scales. On the microscopic scale, since $\mathbf{x}(\mathbf{X}, t)$ is treated being independent from $\mathbf{q}(\mathbf{Q}, \mathbf{X}, t)$, a standard energetic variational approach results in

$$\frac{1}{\xi} \psi (\mathbf{V} - \nabla \mathbf{u} \mathbf{q}) = -\psi \nabla_{\mathbf{q}} (\ln \psi + U(\mathbf{q})), \quad (2.13)$$

where the right-hand side is obtained by the LAP, taking the variation of $-\mathcal{F}_{\mathbf{q}} = -\int \psi \ln \psi + \psi U d\mathbf{q}$ with respect to \mathbf{q} , and the left-hand side is obtained by the MDP, taking the variation of $\mathcal{D}_{\mathbf{q}} = \frac{1}{2\xi} \int \psi |\mathbf{V} - \nabla \mathbf{u} \mathbf{q}|^2 d\mathbf{q}$ with respect to \mathbf{V} [25, 44]. Combining (2.13) with the kinematics (2.10), we have

$$\psi_t + \nabla \cdot (\mathbf{u}\psi) + \nabla_{\mathbf{q}} \cdot (\nabla \mathbf{u} \mathbf{q} \psi) = \xi (\Delta_{\mathbf{q}} \psi + \nabla_{\mathbf{q}} \cdot (\psi \nabla_{\mathbf{q}} U)). \quad (2.14)$$

On the macroscopic scale, due to the ‘‘separation of scales’’, we treat $\mathbf{q}(\mathbf{X}, \mathbf{Q}, t)$ as being independent from $\mathbf{x}(\mathbf{X}, t)$. The Cauchy-Born rule is taken into account by the dissipation term $|\mathbf{V} - (\nabla \mathbf{u})\mathbf{q}|^2$. The action functional is defined by

$$\mathcal{A}(x) = \int_0^T \int_{\Omega} \left[\frac{1}{2} \rho |\mathbf{u}|^2 - \lambda \int_{\mathbb{R}^3} (\psi (\ln \psi - 1) + U \psi) d\mathbf{q} \right] d\mathbf{x} dt, \quad (2.15)$$

By the LAP, i.e., taking variation of $\mathcal{A}(\mathbf{x})$ with respect to \mathbf{x} , we obtain

$$\frac{\delta \mathcal{A}}{\delta \mathbf{x}} = -\rho \mathbf{x}_{tt} = -\rho (\mathbf{u}_t + \mathbf{u} \cdot \nabla \mathbf{u}). \quad (2.16)$$

Meanwhile, for the dissipation part, the MDP results in

$$\frac{\delta \mathcal{D}}{\delta \mathbf{x}_t} = -\eta \Delta \mathbf{u} + \frac{\lambda}{\xi} \nabla \cdot \int \psi (\mathbf{V} - \nabla \mathbf{u} \mathbf{q}) \otimes \mathbf{q} d\mathbf{q}. \quad (2.17)$$

Notice

$$\begin{aligned} \frac{\lambda}{\xi} \nabla \cdot \int \psi (\mathbf{V} - \nabla \mathbf{u} \mathbf{q}) \otimes \mathbf{q} d\mathbf{q} &= \lambda \nabla \cdot \int (-\nabla_{\mathbf{q}} \psi \otimes \mathbf{q} - \nabla_{\mathbf{q}} U \otimes \mathbf{q} \psi) d\mathbf{q} \\ &= -\lambda \left(\int \nabla_{\mathbf{q}} U \otimes \mathbf{q} \psi d\mathbf{q} - n \mathbf{I} \right), \end{aligned} \quad (2.18)$$

where the first equality is obtained by using (2.13). Thus, the force balance condition leads to the macroscopic momentum equation:

$$\rho(\mathbf{u}_t + \mathbf{u} \cdot \nabla \mathbf{u}) + \nabla p = \eta \Delta \mathbf{u} + \nabla \cdot \boldsymbol{\tau}, \quad (2.19)$$

where p is the Lagrangian multiplier for the incompressible condition $\nabla \cdot \mathbf{u}$, and $\boldsymbol{\tau}$ is the induced elastic stress tensor given by

$$\boldsymbol{\tau} = \lambda \left(\int_{\mathbb{R}^3} \psi \nabla_{\mathbf{q}} U \otimes \mathbf{q} d\mathbf{q} - n \mathbf{I} \right). \quad (2.20)$$

The form of the induced elastic stress tensor $\boldsymbol{\tau}$ is exactly the Kramers' expression of the polymeric stress [38], which reflects the microscopic contribution to the macroscopic flow.

Remark 2.1. *In the above derivation, the induced elastic stress tensor is derived from the dissipation part of the energy-dissipation law. Alternatively, one can derive the equivalent induced elastic stress tensor from the conservative part [41, 33]. Due to the Cauchy-Born rule, we can assume that the configuration space follows the flow in the macroscopic scale, i.e., $\mathbf{q} = F\mathbf{Q}$ and $\mathbf{V} = \nabla \mathbf{u}\mathbf{q}$. Thus, the macroscopic action functional can be defined by*

$$\mathcal{A}(\mathbf{x}) = \int_0^T \int_{\Omega_0} \frac{1}{2} \rho_0 |\mathbf{x}_t|^2 - \lambda \int \psi_0 (\ln \psi_0 - 1) + U(F\mathbf{Q}) \psi_0 d\mathbf{Q} d\mathbf{X} \quad (2.21)$$

and the macroscopic dissipation is simply $\mathcal{D} = \frac{1}{2} \int \eta |\nabla \mathbf{u}|^2 d\mathbf{x}$ (the second term in the dissipation vanishes since the Cauchy-Born rule is used). By taking variation of $\mathcal{A}(\mathbf{x})$ with respect to \mathbf{x} , we have [41]

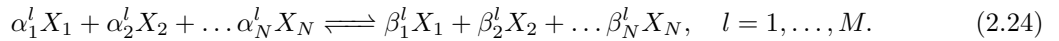
$$\frac{\delta \mathcal{A}}{\delta \mathbf{x}} = -\rho \mathbf{x}_{tt} + \lambda \nabla \cdot \left(\int \psi \nabla_{\mathbf{q}} U \otimes \mathbf{q} d\mathbf{q} \right). \quad (2.22)$$

Meanwhile, $\frac{\delta \mathcal{D}}{\delta \mathbf{x}_t} = -\eta \Delta \mathbf{u}$. Hence, we end up with the same macroscopic equation with $\boldsymbol{\tau}$ given by

$$\boldsymbol{\tau} = \lambda \int_{\mathbb{R}^3} \psi \nabla_{\mathbf{q}} U \otimes \mathbf{q} d\mathbf{q}, \quad (2.23)$$

which is equivalent to the (2.20) in the incompressible case since $\nabla \cdot (-n\mathbf{I})$ will contribute to the pressure and can be dropped [38].

The classic energetic variational approach, which is indeed based on classical mechanics, cannot be applied to systems involving chemical reactions. Since 1950's, many papers tried to develop a Onsager type variational theory for chemical reactions by building analogies between Newtonian mechanics and chemical reactions [30, 53, 6, 4, 5, 47]. In a recent work [62], the authors proposed an energetic variational formulation to chemical reactions by using the reaction trajectory \mathbf{R} as the state variable, which enable us to couple the chemical reactions with other mechanical mechanisms in a unified energetic variational framework. The reaction trajectory, also known as the extent of reaction or degree of advancement, was originally introduced by De Donder [13, 14]. For a general reversible chemical reaction system containing N species $\{X_1, X_2, \dots, X_N\}$ and M reactions can be represented by



We can define a reaction trajectory $\mathbf{R} \in \mathbb{R}^M$, where R_l accounts for the "number" of forward chemical reactions that has occurred by time t . The relation between species concentration $\mathbf{c} \in \mathbb{R}_+^N$ and the reaction trajectory \mathbf{R} is given by

$$\mathbf{c} = \mathbf{c}_0 + \boldsymbol{\sigma} \mathbf{R}, \quad (2.25)$$

where \mathbf{c}_0 is the initial concentration, and $\boldsymbol{\sigma} \in \mathbb{R}^{N \times M}$ is the stoichiometric matrix with $\sigma_{il} = \beta_i^l - \alpha_i^l$. One can view (2.25) as the kinematics of the chemical reaction system [43]. With the kinematics (2.25), one can reformulate the free energy \mathcal{F} , which is a functional of \mathbf{c} , in terms of the reaction trajectory \mathbf{R} [62, 43]. Moreover, notice that

$$\frac{\delta \mathcal{F}}{\delta R_l} = \sum_{i=1}^N \sigma_{il} \frac{\delta \mathcal{F}}{\delta c_i} = \sum_{i=1}^N \sigma_{il} \mu_i, \quad (2.26)$$

which is exactly the affinity of l -the chemical reaction, as defined by De Donder [14]. The affinity plays a role of the “force” that drives the chemical reaction, which vanishes at the chemical equilibrium [35]. It is worth mentioning that \mathbf{R} is the internal state variable in [12], which is analogous to the flow map $\mathbf{x}(\mathbf{X}, t)$ in mechanical systems [53]. The reaction rate \mathbf{r} is defined as $\partial_t \mathbf{R}$, which can be viewed as the reaction velocity [35]. Similar to a mechanical system, the reaction rate can be obtained from a prescribed energy-dissipation law in terms of \mathbf{R} and $\partial_t \mathbf{R}$:

$$\frac{d}{dt} \mathcal{F}[\mathbf{R}] = -\mathcal{D}_{\text{chem}}[\mathbf{R}, \partial_t \mathbf{R}], \quad (2.27)$$

where $\mathcal{D}_{\text{chem}}[\mathbf{R}, \partial_t \mathbf{R}]$ is the rate of energy dissipation due to the chemical reaction procedure. Since the linear response assumption for chemical system may be not valid unless at the last stage of chemical reactions [5, 15], $\mathcal{D}_{\text{chem}}$ is not quadratic in terms of $\partial_t \mathbf{R}$ in general. For a general nonlinear dissipation

$$\mathcal{D}_{\text{chem}}[\mathbf{R}, \partial_t \mathbf{R}] = (\mathbf{\Gamma}(\mathbf{R}, \partial_t \mathbf{R}), \partial_t \mathbf{R}) = \sum_{l=1}^M \Gamma_l(\mathbf{R}, \partial_t \mathbf{R}) \partial_t R_l \geq 0,$$

the reaction rate can be derived as [62, 43]:

$$\Gamma_l(\mathbf{R}, \partial_t \mathbf{R}) = -\frac{\delta \mathcal{F}}{\delta R_l}, \quad (2.28)$$

which is the “force balance” equation for the chemical part [62, 43]. It is often assumed that $\Gamma_l(\mathbf{R}, \partial_t \mathbf{R}) = \Gamma_l(R_l, \partial_t R_l)$. So equation (2.28) specify the reaction rate of l -the chemical reaction. In this formulation, the choice of the free energy determines the chemical equilibrium, while the choice of the dissipation functional $\mathcal{D}_{\text{chem}}[\mathbf{R}, \partial_t \mathbf{R}]$ determines the reaction rate.

2.2. Micro-macro model for wormlike micellar solutions

Now we are ready to derive a thermodynamically consistent two-species micro-macro model for wormlike micellar solutions. Following the setting of the VCM model[59], we consider there exist only two species in the system. A molecule of species A can break into two molecules of species B , and two molecules of species B can reform species A . At a microscopic level, both of polymer molecules are modeled as elastic dumbbells as in classical models of dilute polymeric fluids [7, 18]. We denote the number density distribution of finding each molecule with end-to-end vector \mathbf{q} at position \mathbf{x} by $\psi_A(\mathbf{x}, \mathbf{q}, t)$ and $\psi_B(\mathbf{x}, \mathbf{q}, t)$ respectively. Then, the number density of species α is defined by

$$n_\alpha(\mathbf{x}, t) = \int \psi_\alpha d\mathbf{q}. \quad (2.29)$$

Due to the breakage and reforming of polymer chains, in the microscopic scale, ψ_A and ψ_B satisfies the kinematics

$$\begin{cases} \partial_t \psi_A + \nabla \cdot (\mathbf{u}_A \psi_A) + \nabla_{\mathbf{q}} \cdot (V_A \psi_A) = -\partial_t R \\ \partial_t \psi_B + \nabla \cdot (\mathbf{u}_B \psi_B) + \nabla_{\mathbf{q}} \cdot (V_B \psi_B) = 2\partial_t R, \end{cases} \quad (2.30)$$

where \mathbf{u}_α is the effective macroscopic velocity of each species, V_α is the effective microscopic velocity, and R is the reaction trajectory for the breakage and reforming procedure. Throughout this paper, we disregard the diffusive effects of A and B , and assume $\mathbf{u}_A = \mathbf{u}_B = \mathbf{u}$, which is the velocity of the macroscopic fluids. Moreover, we assume that the velocity field \mathbf{u} satisfies the incompressible condition $\nabla \cdot \mathbf{u} = 0$. Similar to the one species micro-macro model, the total energy of the system can be written as

$$E^{\text{total}} = \int_{\Omega} \left[\frac{1}{2} \rho |\mathbf{u}|^2 + \lambda \int \psi_A (\ln \psi_A - 1) + \psi_A U_A + \psi_B (\ln \psi_B - 1) + \psi_B U_B d\mathbf{q} \right] d\mathbf{x}, \quad (2.31)$$

where λ is the ratio between the macroscopic kinetic energy and microscopic elastic energy, and U_α is the potential energy associated with each species. The choice of U_α also determines the microscopic equilibrium of the breakage and reforming process. Indeed, since the affinity vanishes at the chemical equilibrium [14, 35], i.e.,

$$2\mu_B - \mu_A = 0, \quad (2.32)$$

where μ_A and μ_B are chemical potentials defined by

$$\mu_A = \frac{\delta \mathcal{F}}{\delta \psi_A} = \ln \psi_A + U_A, \quad \mu_B = \frac{\delta \mathcal{F}}{\delta \psi_B} = \ln \psi_B + U_B. \quad (2.33)$$

Hence, we have

$$\ln \psi_A^\infty + U_A = 2 \ln \psi_B^\infty + 2U_B \quad \text{or} \quad \ln \left(\frac{\psi_A^\infty}{(\psi_B^\infty)^2} \right) = 2U_B - U_A. \quad (2.34)$$

at the chemical equilibrium. We can define the microscopic equilibrium constant

$$K_{eq} = \frac{\psi_A^\infty}{(\psi_B^\infty)^2} = \exp(2U_B - U_A) \quad (2.35)$$

In general, K_{eq} depends on \mathbf{q} unless $2U_B - U_A$ is a constant.

The dissipation part is also similar to the one-species model (2.11), which takes the form

$$\Delta = - \int_{\Omega} \left[\eta |\nabla \mathbf{u}|^2 + \lambda \int \frac{\psi_A}{\xi_A} |\mathbf{V}_A - \nabla \mathbf{u} \mathbf{q}|^2 + \frac{\psi_B}{\xi_B} |\mathbf{V}_B - \nabla \mathbf{u} \mathbf{q}|^2 + \partial_t R \Gamma(R, \partial_t R) \right] d\mathbf{x}, \quad (2.36)$$

where ξ_α is a constant related to the relaxation time of each species, and $\partial_t R \Gamma(R, \partial_t R) \geq 0$ is the additional dissipation due to the breaking and reforming process. Different choices of $\Gamma(R, \partial_t R)$ determine different reaction kinetics. A typical choice of $\Gamma(R, \partial_t R)$ is

$$\Gamma(R, \partial_t R) = \ln \left(\frac{\partial_t R}{\eta(R)} + 1 \right), \quad (2.37)$$

Recall (2.28), we have

$$\Gamma(R, \partial_t R) = \mu_A - 2\mu_B, \quad (2.38)$$

which implies that

$$\partial_t R = \eta(R) \left(\exp(-(U_B - 2U_A)) \frac{\psi_A}{\psi_B^2} - 1 \right) \quad (2.39)$$

If $\eta(R) = k_2(\mathbf{q})\psi_B^2$, (2.39) can be further simplified as

$$\partial_t R = k_1(\mathbf{q})\psi_A - k_2(\mathbf{q})\psi_B^2, \quad (2.40)$$

where $k_1(\mathbf{q}) = \frac{k_2(\mathbf{q})}{K_{eq}(\mathbf{q})}$, which can be viewed as law of mass action at the microscopic level.

Remark 2.2. From a modeling perspective, Eq. (2.40) corresponds to the case that an A molecule at position \mathbf{x} with end-to-end vector \mathbf{q} can only break into two B molecules with same end-to-end vector, and the reforming process can only happen between two B molecules at the same position \mathbf{x} with the same end-to-end vector. We should emphasize that the assumption here is only for the mathematical simplicity, which may not fully reflect the complicated physical scenario. In the original VCM model, the author assumes that

$$\partial_t R = k_1 \psi_A - k_2 \psi_B * \psi_B, \quad (2.41)$$

where

$$\psi_B * \psi_B = \int \psi_B(\mathbf{x}, \mathbf{q} - \tilde{\mathbf{q}}) \psi(\mathbf{x}, \tilde{\mathbf{q}}, t) d\tilde{\mathbf{q}} \quad (2.42)$$

The advantage of the assumption in the VCM model is that the system will satisfies the law of mass action for n_A and n_B in the macroscopic scale, that is

$$\begin{cases} n_A + \nabla \cdot (n_A \mathbf{u}_A) = -k_1 n_A + k_2 n_B^2 \\ n_B + \nabla \cdot (n_B \mathbf{u}_B) = 2k_1 n_A - 2k_2 n_B^2. \end{cases} \quad (2.43)$$

So it would be easy to get a closed macroscopic equation under the assumption (2.41). However, it seems to difficult to obtain a variational structure for the breakage and reforming mechanism (2.41).

The derivation for the dynamics in the mechanical part of the two-species model is almost same to

that in the one-species case. In the microscopic scale, a standard EnVarA leads to

$$\psi_\alpha \nabla_{\mathbf{q}} \mu_\alpha = -\frac{1}{\xi_\alpha} \psi_\alpha (V_\alpha - (\nabla \mathbf{u}) \mathbf{q}) \quad (2.44)$$

that is

$$\psi_\alpha V_\alpha = -\xi_\alpha (\psi_\alpha \nabla_{\mathbf{q}} U_\alpha + \nabla_{\mathbf{q}} \psi_\alpha) + (\nabla \mathbf{u}) \mathbf{q} \psi_\alpha \quad (2.45)$$

Hence, the microscopic equation is given by

$$\begin{cases} \partial_t \psi_A + \mathbf{u} \cdot \nabla \psi_A + \nabla_{\mathbf{q}} \cdot (\nabla \mathbf{u} \mathbf{q} \psi_A) - \xi_A \nabla_{\mathbf{q}} \cdot (\nabla_{\mathbf{q}} \psi_A + \nabla_{\mathbf{q}} U_A \psi_A) = -\partial_t R, \\ \partial_t \psi_B + \mathbf{u} \cdot \nabla \psi_B + \nabla_{\mathbf{q}} \cdot (\nabla \mathbf{u} \mathbf{q} \psi_B) - \xi_B \nabla_{\mathbf{q}} \cdot (\nabla_{\mathbf{q}} \psi_B + \nabla_{\mathbf{q}} U_B \psi_B) = 2\partial_t R, \end{cases} \quad (2.46)$$

where $\partial_t R$ is defined in (2.40). On the macroscopic scale, similar to the one species case, by an energetic variational approach, we can obtain

$$\rho(\mathbf{u}_t + (\mathbf{u} \cdot \nabla) \mathbf{u}) + \nabla p = \eta \Delta \mathbf{u} + \lambda \nabla \cdot \boldsymbol{\tau} \quad (2.47)$$

where $\boldsymbol{\tau}$ is the induced stress from the microscopic configurations

$$\begin{aligned} \boldsymbol{\tau} &= \int \psi_A \nabla_{\mathbf{q}} \mu_A \otimes \mathbf{q} d\mathbf{q} + \int \psi_B \nabla_{\mathbf{q}} \mu_B \otimes \mathbf{q} d\mathbf{q} \\ &= \int (\nabla_{\mathbf{q}} U_A \otimes \mathbf{q} \psi_A + \nabla_{\mathbf{q}} U_B \otimes \mathbf{q} \psi_B) d\mathbf{q} - (n_A + n_B) \mathbf{I} \end{aligned} \quad (2.48)$$

Hence, the final macro-micro system is given by

$$\begin{cases} \rho(\partial_t \mathbf{u} + (\mathbf{u} \cdot \nabla) \mathbf{u}) + \nabla p = \eta \Delta \mathbf{u} + \lambda \nabla \cdot \boldsymbol{\tau} \\ \nabla \cdot \mathbf{u} = 0 \\ \partial_t \psi_A + \mathbf{u} \cdot \nabla \psi_A + \nabla_{\mathbf{q}} \cdot (\nabla \mathbf{u} \mathbf{q} \psi_A) - \xi_A \nabla_{\mathbf{q}} \cdot (\nabla_{\mathbf{q}} \psi_A + \nabla_{\mathbf{q}} U_A \psi_A) = -\partial_t R \\ \partial_t \psi_B + \mathbf{u} \cdot \nabla \psi_B + \nabla_{\mathbf{q}} \cdot (\nabla \mathbf{u} \mathbf{q} \psi_B) - \xi_B \nabla_{\mathbf{q}} \cdot (\nabla_{\mathbf{q}} \psi_B + \nabla_{\mathbf{q}} U_B \psi_B) = 2\partial_t R \end{cases} \quad (2.49)$$

where

$$\partial_t R = k_1(\mathbf{q}) \psi_A - k_2(\mathbf{q}) \psi_B^2, \quad (2.50)$$

and $\boldsymbol{\tau}$ is the stress tensor given by (2.48). According to the previous derivation, it is easy to show that the system satisfies the following energy-dissipation law:

$$\begin{aligned} & \frac{d}{dt} \int \left[\frac{1}{2} \rho |\mathbf{u}|^2 + \lambda \int \psi_A (\ln \psi_A - 1 + U_A) + \psi_B (\ln \psi_B - 1 + U_B) d\mathbf{q} \right] d\mathbf{x} \\ &= - \int \left[\eta |\nabla \mathbf{u}|^2 + \frac{\lambda}{\xi_A} \int \psi_A |\nabla_{\mathbf{q}} (\ln \psi_A + U_A)|^2 d\mathbf{q} + \frac{\lambda}{\xi_B} \int \psi_B |\nabla_{\mathbf{q}} (\ln \psi_B + U_B)|^2 d\mathbf{q} \right. \\ & \quad \left. + \lambda \int (k_1(\mathbf{q}) \psi_A - k_2(\mathbf{q}) \psi_B^2) \ln \left(\frac{k_1(\mathbf{q}) \psi_A}{k_2(\mathbf{q}) \psi_B^2} \right) d\mathbf{q} \right] d\mathbf{x}, \end{aligned} \quad (2.51)$$

3. Moment closure models

The micro-macro model (2.49) provides a thermodynamically consistent multi-scale description to wormlike micellar solutions. However, it might be difficult to study this model directly, as the microscopic equation (2.46) is high dimensional. Notice that the macroscopic stress tensor only involves the zeroth and second moments of the number distribution functions of two species, it is a natural idea to derive a coarse-grained macroscopic equation from the original micro-macro model through moment closure. Moment closure has been a powerful tool to obtain coarse-grained macroscopic constitutive equations from more detailed micro-macro models for complex fluids [16, 19, 21, 54, 61]. One challenge in moment closure is to preserve the thermodynamic structures, i.e., the coarse-grained system should satisfy a energy-dissipation law analogous to the energy-dissipation law of the original system [54, 32]. The presence of the chemical reaction imposes additional difficulties for closure approximations.

Throughout this section, we assume the potential energy U_α to be

$$U_A = \frac{1}{2}H_A|\mathbf{q}|^2 + \sigma_A, \quad U_B = \frac{1}{2}H_B|\mathbf{q}|^2 + \sigma_B, \quad (3.1)$$

where σ_A and σ_B are constants related to the equilibrium of the breakage and reforming procedure, H_A and H_B are Hookean spring constants associated with species A and B . Moreover, we assume that

$$H_A = 2H_B, \quad (3.2)$$

then $K_{eq} = \exp(2\sigma_B - \sigma_A)$ is a constant, which enables us to have a model with both k_1 and k_2 being constants. Same assumption is used in the GCB model [23]. Other types of potential energies can be considered but will result in more complicated closure systems. With the assumption $H_A = 2H_B$, the global equilibrium distribution of the system is given by

$$\psi_A^\infty = \frac{n_A^\infty}{(2\pi H_A^{-1})^{d/2}} \exp\left(-\frac{1}{2}H_A \mathbf{q}^T \mathbf{q}\right), \quad \psi_B^\infty = \frac{n_B^\infty}{(2\pi H_B^{-1})^{d/2}} \exp\left(-\frac{1}{2}H_B \mathbf{q}^T \mathbf{q}\right), \quad (3.3)$$

where n_A^∞ and n_B^∞ are number densities at the global equilibrium. Correspondingly, the second moments at the global equilibrium are given by

$$\mathbf{A}_{eq} = \int \mathbf{q} \otimes \mathbf{q} \psi_A^\infty d\mathbf{x} = \frac{n_A^\infty}{H_A} \mathbf{I}, \quad \mathbf{B}_{eq} = \int \mathbf{q} \otimes \mathbf{q} \psi_B^\infty d\mathbf{x} = \frac{n_B^\infty}{H_B} \mathbf{I}. \quad (3.4)$$

Let $K_{eq}^{\text{macro}} = \frac{n_A^\infty}{(n_B^\infty)^2}$ be the macroscopic equilibrium constant and a direct computation shows that

$$K_{eq} = e^{2\sigma_B - \sigma_A} = \frac{\psi_A^\infty}{(\psi_B^\infty)^2} = \frac{2^d \pi^{d/2}}{H_B^{d/2}} K_{eq}^{\text{macro}}, \quad (3.5)$$

which reveals the connection between K_{eq} and K_{eq}^{macro} .

Remark 3.1. *In the original VCM model [59], it is assumed that*

$$H_B = \frac{3kT}{l^2 N_B}, \quad H_A = \frac{3kT}{l^2 N_A} = \frac{3kT}{2l^2 N_B}, \quad (3.6)$$

where N_α is the number of Kuhn steps of length l in the segment of species α . So $H_B = 2H_A$. This assumption is consistent with the case that two spring is connected in series. While the assumption $H_A = 2H_B$ corresponds to the case that two spring is connected in parallel. The reason we take $H_A = 2H_B$ is only for the mathematical simplicity.

3.1. Maximum entropy closures

Maximum entropy closures, also known as quasi-equilibrium approximations [26, 32, 60] have been successfully used to derive effective macroscopic equations from the micro-macro multi-scale models for polymeric fluids, including nonlinear dumbbell models [60, 32] and liquid crystal polymers [3, 34, 29, 65]. For nonlinear dumbbell models with FENE potential, it has been shown that maximum entropy closure can capture the hysteretic behavior and maintain the energy-dissipation property [32, 60].

The idea of the maximum entropy closure is to maximize the ‘‘relative entropy’’ subjected to moments [26, 32, 54, 60]. For our system, we can approximate ψ_α ($\alpha = A, B$) based on its zeroth moment n_α and second moment \mathbf{M}_α by solving the constrained optimization problem

$$\psi_\alpha^* = \operatorname{argmin}_A \int_{\mathbb{R}^d} \psi \ln \psi + \psi U_\alpha(\mathbf{q}) d\mathbf{q}, \quad (3.7)$$

where

$$\mathcal{A} = \{\psi : \mathbb{R}^d \rightarrow \mathbb{R}, \psi \geq 0 \mid \int \psi d\mathbf{q} = n_\alpha, \quad \int (\mathbf{q} \otimes \mathbf{q}) \psi d\mathbf{q} = \mathbf{M}_\alpha\}. \quad (3.8)$$

Proposition 3.1. *For the Hookean potential $U_\alpha = \frac{1}{2}H_\alpha|\mathbf{q}|^2 + \sigma_\alpha$, the minimization problem (3.7) has a unique minimizer ψ_α^* in the class \mathcal{A} for given $n_\alpha > 0$ and a symmetric positive-definite matrix \mathbf{M}_α .*

Moreover, ψ_α^* is given by

$$\psi_\alpha^*(\mathbf{q}) = \frac{n_\alpha}{(2\pi)^{d/2}(\det \widetilde{\mathbf{M}}_\alpha)^{1/2}} \exp\left(-\frac{1}{2}\mathbf{q}^\top \widetilde{\mathbf{M}}_\alpha^{-1} \mathbf{q}\right),$$

where $\widetilde{\mathbf{M}}_\alpha = \mathbf{M}_\alpha/n_\alpha$. We call ψ_α^* is the quasi-equilibrium state associated with n_α and \mathbf{M}_α .

Proof. The solution to the constrained optimization problem (3.7) is given by

$$\frac{\delta}{\delta\psi} \left\{ \int \psi \ln \psi + U_\alpha(\mathbf{q})\psi d\mathbf{q} + \lambda_0 \left[\int \psi d\mathbf{q} - n_\alpha \right] + \sum_{ij} \lambda_{ij} \left[\int q_i q_j \psi d\mathbf{q} - (\mathbf{M}_\alpha)_{ij} \right] \right\} = 0, \quad (3.9)$$

where λ_0 and λ_{ij} are Lagrangian multipliers. From (3.9), one can obtain that

$$\psi_\alpha^* = C \exp\left(-\frac{1}{2}H_\alpha|\mathbf{q}|^2 - \sigma_\alpha\right) \exp\left(-\lambda_0 - \sum_{ij} \lambda_{ij} q_i q_j\right), \quad (3.10)$$

where $C > 0$ is a constant. Since $\int \psi_\alpha^* d\mathbf{x} = n_\alpha$, ψ_α^* can be written as

$$\psi_\alpha^* = \frac{n_\alpha}{Z(\lambda_{ij})} \exp\left(-\frac{1}{2}H_\alpha|\mathbf{q}|^2 - \sum_{ij} \lambda_{ij} q_i q_j\right). \quad (3.11)$$

where $Z(\lambda_{ij}) = \int \exp\left(-\frac{1}{2}H_\alpha|\mathbf{q}|^2\right) \exp\left(-\sum_{ij} \lambda_{ij} q_i q_j\right) d\mathbf{q}$ is the normalizing constant. Since ψ_α^*/n_α is the multivariate normal distribution $\mathcal{N}(0, \boldsymbol{\Sigma})$ with the covariance matrix given by

$$\boldsymbol{\Sigma} = (H_\alpha \mathbf{I} + 2\boldsymbol{\Lambda})^{-1}, \quad (3.12)$$

which is uniquely determined by its second moment, i.e., $\boldsymbol{\Sigma} = (H_\alpha \mathbf{I} + 2\boldsymbol{\Lambda})^{-1} = \mathbf{M}_\alpha/n_\alpha$ [31]. \square

Thus, for given $n_A > 0$, $n_B > 0$, positive-definite matrices \mathbf{A} and \mathbf{B} , we can define the unique quasi-equilibrium states

$$\begin{aligned} \psi_A^* &= \frac{n_A}{(2\pi)^{d/2}(\det \widetilde{\mathbf{A}})^{1/2}} \exp\left(-\frac{1}{2}\mathbf{q}^\top \widetilde{\mathbf{A}}^{-1} \mathbf{q}\right), \\ \psi_B^* &= \frac{n_B}{(2\pi)^{d/2}(\det \widetilde{\mathbf{B}})^{1/2}} \exp\left(-\frac{1}{2}\mathbf{q}^\top \widetilde{\mathbf{B}}^{-1} \mathbf{q}\right), \end{aligned} \quad (3.13)$$

where $\widetilde{\mathbf{A}} = \mathbf{A}/n_A$ and $\widetilde{\mathbf{B}} = \mathbf{B}/n_B$ are conformation tensors [23]. We call the manifold formed by all quasi-equilibrium distributions as *quasi-equilibrium manifold*, denoted by

$$\mathcal{M}^* = \left\{ \psi^* = \frac{n}{(2\pi)^{d/2}(\det \widetilde{\mathbf{M}})^{1/2}} \exp\left(-\frac{1}{2}\mathbf{q}^\top \widetilde{\mathbf{M}}^{-1} \mathbf{q}\right) \mid n > 0, \widetilde{\mathbf{M}} \text{ symmetric, positive-definite} \right\} \quad (3.14)$$

For $\psi_\alpha^* \in \mathcal{M}^*$, its second moment $\mathbf{M}_\alpha = n_\alpha \widetilde{\mathbf{M}}_\alpha$ depends on its zeroth moment n_α .

3.2. The moment closure model: variation-then-closure

We can apply the maximum entropy closure to the micro-macro model (2.49) directly. Since k_1 and k_2 are constants, by integrating (2.30) over \mathbf{q} , we have

$$\begin{cases} \partial_t n_A + \nabla \cdot (n_A \mathbf{u}) = -k_1 n_A + k_2 \int \psi_B^2 d\mathbf{q} \\ \partial_t n_B + \nabla \cdot (n_B \mathbf{u}) = 2k_1 n_A - 2k_2 \int \psi_B^2 d\mathbf{q}. \end{cases} \quad (3.15)$$

Meanwhile, multiplying both side of (2.30) by $\mathbf{q} \otimes \mathbf{q}$ arrives at

$$\begin{cases} \partial_t \mathbf{A} + (\mathbf{u} \cdot \nabla) \mathbf{A} - (\nabla \mathbf{u}) \mathbf{A} - \mathbf{A} (\nabla \mathbf{u})^\top = \xi_A (2n_A \mathbf{I} - 2H_A \mathbf{A}) - k_1 \mathbf{A} + k_2 \int \mathbf{q} \otimes \mathbf{q} \psi_B^2 d\mathbf{q} \\ \partial_t \mathbf{B} + (\mathbf{u} \cdot \nabla) \mathbf{B} - (\nabla \mathbf{u}) \mathbf{B} - \mathbf{B} (\nabla \mathbf{u})^\top = \xi_B (2n_B \mathbf{I} - 2H_B \mathbf{B}) + 2k_1 \mathbf{A} - 2k_2 \int \mathbf{q} \otimes \mathbf{q} \psi_B^2 d\mathbf{q}. \end{cases} \quad (3.16)$$

Therefore, for the Hookean spring potential, the moment closure is needed only due to the nonlinear reaction term in the microscopic scale. With the maximum entropy closure (3.13), these two terms can be computed out explicitly. Indeed, notice that

$$\int (\psi_B^*)^2 d\mathbf{q} = \int_{\mathbb{R}^d} \frac{n_B^2}{Z_B^2} \exp(-\mathbf{q}^T \tilde{\mathbf{B}}^{-1} \mathbf{q}) d\mathbf{q}, \quad (3.17)$$

by letting $\mathbf{q} = \frac{1}{\sqrt{2}} \tilde{\mathbf{q}}$, we have

$$\int (\psi_B^*)^2 d\mathbf{q} = 2^{-d/2} \int_{\mathbb{R}^d} \frac{n_B^2}{Z_B^2} \exp(-\frac{1}{2} \tilde{\mathbf{q}}^T \tilde{\mathbf{B}}^{-1} \tilde{\mathbf{q}}) d\tilde{\mathbf{q}} = \frac{n_B^{d/2}}{2^d \pi^{d/2} (\det B)^{1/2}} n_B^2. \quad (3.18)$$

Hence,

$$\int k_1 \psi_A^* - k_2 (\psi_B^*)^2 d\mathbf{q} = k_1 n_A - \tilde{k}_2(\mathbf{B}) n_B^2, \quad (3.19)$$

where $\tilde{k}_2(\mathbf{B})$ is given by

$$\tilde{k}_2(\mathbf{B}) = \frac{n_B^{d/2}}{2^d (\pi)^{d/2} (\det(\mathbf{B}))^{1/2}} k_2. \quad (3.20)$$

Interestingly, in this case, the maximum entropy closure gives us the law of mass action on number densities $A \xrightleftharpoons[k_2]{k_1} 2B$, as in the VCM and GCB models. By a similar calculation, we have

$$k_2 \int (\psi_B^*)^2 (\mathbf{q} \otimes \mathbf{q}) d\mathbf{q} = \frac{(\sqrt{2})^{-d}}{2} \int_{\mathbb{R}^d} \frac{n_B^2}{Z_B^2} \exp(-\frac{1}{2} \tilde{\mathbf{q}}^T \tilde{\mathbf{B}}^{-1} \tilde{\mathbf{q}}) \tilde{\mathbf{q}} \otimes \tilde{\mathbf{q}} d\tilde{\mathbf{q}} = \frac{1}{2} \tilde{k}_2(\mathbf{B}) n_B \mathbf{B}. \quad (3.21)$$

Therefore, applying the maximum entropy approximation to (2.49), we can obtain a moment closure system

$$\left\{ \begin{array}{l} \rho(\partial_t \mathbf{u} + (\mathbf{u} \cdot \nabla) \mathbf{u}) + \nabla p = \eta \Delta \mathbf{u} + \lambda \nabla \cdot (H_A \mathbf{A} + H_B \mathbf{B} - (n_A + n_B) \mathbf{I}) \\ \nabla \cdot \mathbf{u} = 0 \\ \partial_t n_A + \nabla \cdot (n_A \mathbf{u}) = -k_1 n_A + \tilde{k}_2(\mathbf{B}) n_B^2, \\ \partial_t n_B + \nabla \cdot (n_B \mathbf{u}) = 2k_1 n_A - 2\tilde{k}_2(\mathbf{B}) n_B^2, \\ \partial_t \mathbf{A} + (\mathbf{u} \cdot \nabla) \mathbf{A} - (\nabla \mathbf{u}) \mathbf{A} - \mathbf{A} (\nabla \mathbf{u})^T = 2\xi_A (n_A \mathbf{I} - H_A \mathbf{A}) - k_1 \mathbf{A} + \frac{1}{2} \tilde{k}_2(\mathbf{B}) n_B \mathbf{B} \\ \partial_t \mathbf{B} + (\mathbf{u} \cdot \nabla) \mathbf{B} - (\nabla \mathbf{u}) \mathbf{B} - \mathbf{B} (\nabla \mathbf{u})^T = 2\xi_B (n_B \mathbf{I} - H_B \mathbf{B}) + 2k_1 \mathbf{A} - \tilde{k}_2(\mathbf{B}) n_B \mathbf{B}. \end{array} \right. \quad (3.22)$$

where

$$\tilde{k}_2(\mathbf{B}) = \frac{n_B^{d/2}}{2^d (\pi)^{d/2} (\det(\mathbf{B}))^{1/2}} k_2.$$

This is the model obtained by the ‘‘variation-then-closure’’, i.e., applying the maximum entropy closure at the PDE level. One can prove that the closure system (3.22) possesses an energy-dissipation law. To show this, we first look at the case with $\mathbf{u} = 0$.

Proposition 3.2. *In absence of the flow field $\mathbf{u} = 0$, given $n_A > 0$, $n_B > 0$ and symmetric, positive-definite matrices \mathbf{A} and \mathbf{B} , the closure system (3.22) satisfies the energy-dissipation law*

$$\frac{d}{dt} \mathcal{F}^{\text{CL}}(n_A, n_B, \mathbf{A}, \mathbf{B}) = -\Delta^{\text{CL}} \leq 0, \quad (3.23)$$

where $\mathcal{F}^{\text{CL}}(n_A, n_B, \mathbf{A}, \mathbf{B})$ is the coarse-grained free energy given by

$$\begin{aligned} \mathcal{F}^{\text{CL}}(n_A, n_B, \mathbf{A}, \mathbf{B}) &= \int n_A \left(\ln \left(\frac{n_A}{n_A^\infty} \right) - 1 \right) + n_B \left(\ln \left(\frac{n_B}{n_B^\infty} \right) - 1 \right) \\ &\quad - \frac{n_A}{2} \ln \det \left(\frac{H_A \mathbf{A}}{n_A} \right) + \frac{1}{2} \text{tr}(H_A \mathbf{A} - n_A \mathbf{I}) \\ &\quad - \frac{n_B}{2} \ln \det \left(\frac{H_B \mathbf{B}}{n_B} \right) + \frac{1}{2} \text{tr}(H_B \mathbf{B} - n_B \mathbf{I}) \, d\mathbf{x}, \end{aligned} \quad (3.24)$$

and Δ^{CL} is the rate of energy dissipation, given by

$$\begin{aligned} \Delta^{\text{CL}} &= \int \xi_A \text{tr}((H_A \mathbf{I} - n_A \mathbf{A}^{-1})^2 \mathbf{A}) + \xi_B \text{tr}((H_B \mathbf{I} - n_B \mathbf{B}^{-1})^2 \mathbf{B}) \\ &\quad + (k_1 n_A - \tilde{k}_2(\mathbf{B}) n_B^2) \left(\ln \left(\frac{n_A}{n_A^\infty} \right) - 2 \ln \left(\frac{n_B}{n_B^\infty} \right) + \ln \frac{\det(H_B \mathbf{B}/n_B)}{\sqrt{\det(H_A \mathbf{A}/n_A)}} \right) \\ &\quad + \text{tr} \left((k_1 \mathbf{A} - \frac{1}{2} \tilde{k}_2(\mathbf{B}) n_B \mathbf{B})(n_B \mathbf{B}^{-1} - \frac{1}{2} n_A \mathbf{A}^{-1}) \right) d\mathbf{x}. \end{aligned} \quad (3.25)$$

In particular, under the condition that $n_A > 0$, $n_B > 0$, and \mathbf{A} and \mathbf{B} are symmetric positive-definite, $\Delta^{\text{CL}} \geq 0$.

Remark 3.2. The coarse-grained free energy $\mathcal{F}^{\text{CL}}(n_A, n_B, \mathbf{A}, \mathbf{B})$ is same to the macroscopic free energy given in [23]. The free energy contains two part: the Oldroyd-B type elastic energy associated with species A and B [31, 66], and the Lyapunov function of the chemical reaction $A \xrightarrow[\frac{k_2^{\text{eq}}]{k_1} 2B$ on number density with $k_1 n_A^\infty = \tilde{k}_2^{\text{eq}} (n_B^\infty)^2$ and $\tilde{k}_2^{\text{eq}} = H^{d/2}/(2^d \pi^{d/2})$.

Proof. We first show that we have the identity (3.23) if n_A , n_B , \mathbf{A} and \mathbf{B} satisfy equation (3.22) with $\mathbf{u} = 0$. Indeed, for $\mathcal{F}^{\text{CL}}(n_A, n_B, \mathbf{A}, \mathbf{B})$, a direct computation leads to

$$\begin{aligned} \frac{d}{dt} \mathcal{F}^{\text{CL}} &= \frac{d}{dt} \int n_A (\ln(n_A/n_A^\infty) - 1) + n_B (\ln(n_B/n_B^\infty) - 1) \\ &\quad - n_A \ln \det(H_A \mathbf{A}/n_A)/2 + \text{tr}(H_A \mathbf{A} - n_A \mathbf{I})/2 \\ &\quad - n_B \ln \det(H_B \mathbf{B}/n_B)/2 + \text{tr}(H_B \mathbf{B} - n_B \mathbf{I})/2 \, d\mathbf{x} \\ &= \int (\ln n_A - \ln n_A^\infty - \ln \det(H_A \mathbf{A})/2 + d \ln(n_A)/2) \partial_t n_A \\ &\quad + (\ln n_B - \ln n_B^\infty - \ln \det(H_B \mathbf{B})/2 + d \ln(n_B)/2) \partial_t n_B \\ &\quad + \text{tr}((H_A \mathbf{I} - n_A \mathbf{A}^{-1}) \partial_t \mathbf{A})/2 + \text{tr}((H_B \mathbf{I} - n_B \mathbf{B}^{-1}) \partial_t \mathbf{B})/2 \, d\mathbf{x}. \end{aligned} \quad (3.26)$$

Substituting (3.22) into (3.26), and rearranging term, we have

$$\begin{aligned} \frac{d}{dt} \mathcal{F}^{\text{CL}} &= - \int \xi_A \text{tr}((H_A \mathbf{I} - n_A \mathbf{A}^{-1})^2 \mathbf{A}) + \xi_B \text{tr}((H_B \mathbf{I} - n_B \mathbf{B}^{-1})^2 \mathbf{B}) \\ &\quad + (k_1 n_A - \tilde{k}_2(\mathbf{B}) n_B^2) \left(\ln \left(\frac{n_A}{n_A^\infty} \right) - 2 \ln \left(\frac{n_B}{n_B^\infty} \right) + \ln \frac{\det H_B(\mathbf{B}/n_B)}{\sqrt{\det(H_A \mathbf{A}/n_A)}} \right) \\ &\quad + \text{tr} \left((k_1 \mathbf{A} - \tilde{k}_2(\mathbf{B}) n_B \mathbf{B}/2)(n_B \mathbf{B}^{-1} - n_A \mathbf{A}^{-1}/2) \right) d\mathbf{x}. \end{aligned}$$

To prove $\Delta^{\text{CL}} \geq 0$, we first define the quasi-equilibrium state ψ_A^* and ψ_B^* for given $n_A > 0$, $n_B > 0$ and symmetric, positive-definite matrices \mathbf{A} and \mathbf{B} . The existence and uniqueness of ψ_A^* and ψ_B^* have been shown in proposition 3.1. Notice that for

$$\psi_\alpha^*(\mathbf{q}) = \frac{n_\alpha}{\sqrt{(2\pi)^d \det(\mathbf{M})}} \exp\left(-\frac{1}{2} \mathbf{q}^T \mathbf{M}_\alpha^{-1} \mathbf{q}\right), \quad \psi_\alpha^\infty = \frac{n_\alpha^\infty}{\sqrt{(2\pi)^d H_\alpha^{-d}}} \exp\left(-\frac{1}{2} H_\alpha \mathbf{q}^T \mathbf{q}\right), \quad (3.27)$$

we have

$$\begin{aligned} \int \psi_\alpha^* \ln \left(\frac{\psi_\alpha^*}{\psi_\alpha^\infty} \right) d\mathbf{q} &= \int \psi_\alpha^* \left(\ln \frac{n_\alpha}{n_\alpha^\infty} + \ln \frac{1}{\sqrt{\det(H_\alpha \mathbf{M}_\alpha)}} + \frac{1}{2} (-\mathbf{q}^T \mathbf{M}_\alpha^{-1} \mathbf{q} + H_\alpha \mathbf{q}^T \mathbf{q}) \right) d\mathbf{q} \\ &= n_\alpha \ln \frac{n_\alpha}{n_\alpha^\infty} - \frac{n_\alpha}{2} \ln(\det(H_\alpha \mathbf{M}_\alpha)) + \text{tr}(H_\alpha n_\alpha \mathbf{M}_\alpha - n_\alpha \mathbf{I}) \end{aligned}$$

and

$$\begin{aligned} \int \psi_\alpha^* \left| \nabla_{\mathbf{q}} \left(\ln \frac{\psi_\alpha^*}{\psi_\alpha^\infty} \right) \right|^2 d\mathbf{q} &= \int \psi_\alpha \left| \nabla_{\mathbf{q}} \left(-\frac{1}{2} \mathbf{q}^T \mathbf{M}_\alpha^{-1} \mathbf{q} + \frac{1}{2} H_\alpha \mathbf{q}^T \mathbf{q} \right) \right|^2 d\mathbf{q} \\ &= \text{tr}(-\mathbf{M}_\alpha^{-1} + H_\alpha \mathbf{I})^2 n_\alpha \mathbf{M}_\alpha \end{aligned} \quad (3.28)$$

Moreover, by using the fact that $k_1 \psi_A^\infty = k_2 (\psi_B^\infty)^2$, we have

$$\begin{aligned} &\int (k_1 \psi_A^* - k_2 (\psi_B^*)^2) \left(\ln \frac{\psi_A^*}{\psi_A^\infty} - 2 \ln \frac{\psi_B^*}{\psi_B^\infty} \right) d\mathbf{q} \\ &= \int (k_1 \psi_A^* - k_2 (\psi_B^*)^2) \left[\ln \frac{n_A}{n_A^\infty} + \ln \frac{1}{\sqrt{\det(H_A \tilde{\mathbf{A}})}} + \frac{1}{2} (-\mathbf{q}^T \tilde{\mathbf{A}}^{-1} \mathbf{q} + H_A \mathbf{q}^T \mathbf{q}) \right. \\ &\quad \left. - 2 \left(\ln \frac{n_B}{n_B^\infty} + \ln \frac{1}{\sqrt{\det(H_B \tilde{\mathbf{B}})}} + \frac{1}{2} (-\mathbf{q}^T \tilde{\mathbf{B}}^{-1} \mathbf{q} + H_B \mathbf{q}^T \mathbf{q}) \right) \right] d\mathbf{q} \\ &= (k_1 n_A - \tilde{k}_2(\mathbf{B}) n_B^2) \left(\ln \left(\frac{n_A}{n_A^\infty} \right) - 2 \ln \left(\frac{n_B}{n_B^\infty} \right) + \ln \frac{\det H_B \tilde{\mathbf{B}}}{\sqrt{\det(H_A \tilde{\mathbf{A}})}} \right) \\ &\quad + \frac{1}{2} \text{tr} \left((-\tilde{\mathbf{A}}^{-1} + H_A \mathbf{I} + 2\tilde{\mathbf{B}}^{-1} - 2H_B \mathbf{I}) (k_1 \mathbf{A} - \frac{1}{2} k_2(\mathbf{B}) n_B \tilde{\mathbf{B}}) \right), \end{aligned} \quad (3.29)$$

where the last equality follows (3.19) and (3.21). Using $H_A = 2H_B$ and combining the above calculations ((3.2), (3.28) and (3.29)), we can show the (3.23) is exactly same to

$$\begin{aligned} &\frac{d}{dt} \int \int \psi_A^* \left(\ln \left(\frac{\psi_A^*}{\psi_A^\infty} \right) - 1 \right) + \psi_B^* \left(\ln \left(\frac{\psi_B^*}{\psi_B^\infty} \right) - 1 \right) d\mathbf{q} d\mathbf{x} \\ &= - \int \int \xi_A \psi_A \left| \nabla_{\mathbf{q}} \left(\ln \left(\frac{\psi_A^*}{\psi_A^\infty} \right) \right) \right|^2 + \xi_B \psi_B \left| \nabla_{\mathbf{q}} \left(\ln \left(\frac{\psi_B^*}{\psi_B^\infty} \right) \right) \right|^2 \\ &\quad + (k_1 \psi_A^* - k_2 (\psi_B^*)^2) \ln \left(\frac{k_1 \psi_A^*}{k_2 (\psi_B^*)^2} \right) d\mathbf{q} d\mathbf{x}, \end{aligned} \quad (3.30)$$

which is obtained by replacing ψ_α by ψ_α^* in the original micro-macro energy-dissipation law (2.51). It is clear that the right-hand side of (3.30) is nonnegative, i.e., $\Delta^{\text{CL}} \geq 0$. \square

With proposition 3.2, it is straightforward to show that the closure model (3.22) satisfies the energy-dissipation law

$$\frac{d}{dt} \left(\int \frac{1}{2} \rho |\mathbf{u}|^2 d\mathbf{x} + \mathcal{F}^{\text{CL}}(n_A, n_B, \mathbf{A}, \mathbf{B}) \right) = - \left(\int \eta |\nabla \mathbf{u}|^2 d\mathbf{x} + \Delta^{\text{CL}} \right) \leq 0 \quad (3.31)$$

for $n_A > 0$, $n_B > 0$ and symmetric, positive-definite matrices \mathbf{A} and \mathbf{B} . However, it is not straightforward to derive the equation (3.22) from the the energy-dissipation law (3.31). Moreover, due to presence of the reaction procedure, the dynamics (3.22) no longer lies on the quasi-equilibrium manifold \mathcal{M}^* . Indeed, the maximum entropy closure only use the information of the free energy part of the original system, it is unclear whether it is suitable for the dissipation part. As discussed in the next section, the closure model (3.22) fails to procedure a non-monotonic curves of the shear stress versus the applied shear rate for steady homogeneous flow. Such a closure approximation may only valid when the elastic part reaches its equilibrium much faster then the reaction part in the original system, i.e., the solution will move to \mathcal{M}^* rapidly [26]. Unfortunately, in a high shear rate region, the macroscopic flow prevents the elastic

part to reach its equilibrium.

3.3. The moment closure model: closure-then-variation

To obtain a thermodynamically consistent macroscopic model that suitable for the high shear rate regions, in this section, we consider a different closure approximation procedure, known as *closure-then-variation*. The idea is to apply the closure approximation to the energy dissipation law first, and derive the closure system by applying the energetic variational approach in the coarse-grained level. This approach is similar to the Onsager principle based dynamic coarse graining method proposed in [17]. By imposing a proper dissipation mechanism on the quasi-equilibrium manifold \mathcal{M}^* , we can have a thermodynamically consistent closure model for both mechanical and chemical part of the system.

On the quasi-equilibrium manifold \mathcal{M}^* , we have $\mathbf{A} = n_A \tilde{\mathbf{A}}$ and $\mathbf{B} = n_B \tilde{\mathbf{B}}$. So the free energy $\mathcal{F}^{\text{CL}}(n_A, n_B, \mathbf{A}, \mathbf{B})$ for the closure system, defined in (3.24), can be reformulated in terms of number density n_A and n_B , and the conformation tensor of two species $\tilde{\mathbf{A}}$ and $\tilde{\mathbf{B}}$, given by

$$\begin{aligned} \tilde{\mathcal{F}}^{\text{CL}}(n_A, n_B, \tilde{\mathbf{A}}, \tilde{\mathbf{B}}) &= \int n_A \left(\ln \left(\frac{n_A}{n_A^\infty} \right) - 1 \right) + n_B \left(\ln \left(\frac{n_B}{n_B^\infty} \right) - 1 \right) \\ &+ \frac{n_A}{2} \left(-\ln \det \left(H_A \tilde{\mathbf{A}} \right) + \text{tr} \left(H_A \tilde{\mathbf{A}} - \mathbf{I} \right) \right) + \frac{n_B}{2} \left(-\ln \det \left(H_B \tilde{\mathbf{B}} \right) + \text{tr} \left(H_B \tilde{\mathbf{B}} - \mathbf{I} \right) \right) \end{aligned} \quad (3.32)$$

We can impose the kinematics for the number density to account for the macroscopic breakage and reforming procedure:

$$\begin{cases} \partial_t n_A + \nabla \cdot (n_A \mathbf{u}) = -\partial_t R^n \\ \partial_t n_B + \nabla \cdot (n_B \mathbf{u}) = 2\partial_t R^n. \end{cases} \quad (3.33)$$

where R^n is the macroscopic reaction trajectory.

The dissipation of the macroscopic moment closure system on \mathcal{M}^* consists of three parts: the viscosity of the macroscopic flow, the evolution of the conformation tensors and the reaction on the number density, which can be formulated as

$$\tilde{\Delta}^* = \int \eta |\nabla \mathbf{u}|^2 + \text{tr} \left(M_A \left(\frac{d\tilde{\mathbf{A}}}{dt} \right)^2 \right) + \text{tr} \left(M_B \left(\frac{d\tilde{\mathbf{B}}}{dt} \right)^2 \right) d\mathbf{x} + \tilde{D}_{\text{chem}}(R^n, \partial_t R^n) \quad (3.34)$$

where $\frac{d\bullet}{dt} = \partial_t \bullet + (\mathbf{u} \cdot \nabla) \bullet - (\nabla \mathbf{u}) \bullet - \bullet (\nabla \mathbf{u})^T$ is the kinematic transport of the conformation tensor [40], $M_A(n_A, \tilde{\mathbf{A}})$ and $M_B(n_B, \tilde{\mathbf{B}})$ are mobility matrices. $\tilde{D}_{\text{chem}}(R^n, \partial_t R^n)$, defined by

$$\tilde{D}_{\text{chem}}(R^n, \partial_t R^n) = \partial_t R^n \ln(\eta^n(R^n) \partial_t R^n + 1). \quad (3.35)$$

is the dissipation for breakage and reforming process at the macroscopic scale. The choice of $\eta^n(R^n)$ determines the macroscopic reaction rate in the closure system. One can view (3.34) as a projection of the original dissipation on the quasi-equilibrium manifold \mathcal{M}^* . We then apply the energetic variational approach to obtain the dynamics on \mathcal{M}^* , i.e, the moment closure system.

The chemical reaction on the number density: By performing energetic variational approach with respect to R^n and $\partial_t R^n$, we obtain

$$\ln(\eta^n(R^n) \partial_t R^n + 1) = -\frac{\delta \tilde{\mathcal{F}}^{\text{CL}}}{\delta R^n} = \mu_A^n - 2\mu_B^n. \quad (3.36)$$

For the closure energy $\tilde{\mathcal{F}}^{\text{CL}}[n_A, n_B, \tilde{\mathbf{A}}, \tilde{\mathbf{B}}]$, we can compute the corresponding chemical potential of number density n_A and n_B as

$$\begin{aligned} \mu_A^n &= \ln n_A - \ln n_A^\infty - \frac{1}{2} \ln \left(\det \left(H_A \tilde{\mathbf{A}} \right) \right) + \frac{1}{2} \text{tr} \left(H_A \tilde{\mathbf{A}} - \mathbf{I} \right), \\ \mu_B^n &= \ln n_B - \ln n_B^\infty - \frac{1}{2} \ln \left(\det \left(H_B \tilde{\mathbf{B}} \right) \right) + \frac{1}{2} \text{tr} \left(H_B \tilde{\mathbf{B}} - \mathbf{I} \right), \end{aligned} \quad (3.37)$$

which is same to the generalized chemical potential defined in [23].

At the chemical equilibrium for given $\tilde{\mathbf{A}}$ and $\tilde{\mathbf{B}}$, $\mu_A^n = 2\mu_B^n$, we have

$$K_{eq}^{\text{neq}} = \frac{n_A^{\text{neq}}}{(n_B^{\text{neq}})} = \frac{n_A^\infty \exp(-\frac{1}{2}\text{tr}(\boldsymbol{\tau}_A/n_A)) \sqrt{\det(H_A \tilde{\mathbf{A}})}}{(n_B^\infty)^2 \exp(-\text{tr}(\boldsymbol{\tau}_B/n_B)) \det(H_B \tilde{\mathbf{B}})}, \quad (3.38)$$

where

$$\boldsymbol{\tau}_A = H_A \mathbf{A} - n_A \mathbf{I}, \quad \boldsymbol{\tau}_B = H_B \mathbf{B} - n_B \mathbf{I} \quad (3.39)$$

is the induced stress tensor associated with species A and B respectively. Following [23], we take

$$1/\eta^n(R^n) = \tilde{k}_2 \exp(\text{tr}(\boldsymbol{\tau}_B)/n_B) / \det(H_B \tilde{\mathbf{B}}) n_B^2, \quad (3.40)$$

which gives

$$k_1^{\text{neq}} = k_1^{eq} \frac{\exp(\frac{1}{2}\text{tr}(\boldsymbol{\tau}_A/n_A))}{\sqrt{\det(H_A \tilde{\mathbf{A}})}}, \quad k_2^{\text{neq}} = \tilde{k}_2^{eq} \frac{\exp(\text{tr}(\boldsymbol{\tau}_B/n_B))}{\det(H_B \tilde{\mathbf{B}})}. \quad (3.41)$$

Thus, the number densities satisfy

$$\begin{aligned} \partial_t n_A + \nabla \cdot (n_A \mathbf{u}) &= -k_1^{\text{neq}} n_A + k_2^{\text{neq}} n_B^2, \\ \partial_t n_B + \nabla \cdot (n_B \mathbf{u}) &= 2k_1^{\text{neq}} n_A - 2k_2^{\text{neq}} n_B^2, \end{aligned} \quad (3.42)$$

The resulting non-equilibrium reaction rates of number densities is exact same to those in the GCB model [22, 23].

Gradient flows with convection on conformation tensors: The evolution of conformation tensor can be obtained by performing energetic variational approach in terms of \mathbf{A} (\mathbf{B}) and $\frac{d\mathbf{A}}{dt}$ ($\frac{d\mathbf{B}}{dt}$) [25, 66], which result in

$$\begin{cases} M_A(\partial_t \tilde{\mathbf{A}} + (\mathbf{u} \cdot \nabla) \tilde{\mathbf{A}} - (\nabla \mathbf{u}) \tilde{\mathbf{A}} - \tilde{\mathbf{A}} (\nabla \mathbf{u})^T) = -\frac{\delta \mathcal{F}^{\text{CL}}}{\delta \mathbf{A}} \\ M_B(\partial_t \tilde{\mathbf{B}} + (\mathbf{u} \cdot \nabla) \tilde{\mathbf{B}} - (\nabla \mathbf{u}) \tilde{\mathbf{B}} - \tilde{\mathbf{B}} (\nabla \mathbf{u})^T) = -\frac{\delta \mathcal{F}^{\text{CL}}}{\delta \mathbf{B}}. \end{cases} \quad (3.43)$$

By taking $M_A = n_A \tilde{\mathbf{A}}^{-1}/4\xi_A$ and $M_B = n_B \tilde{\mathbf{B}}^{-1}/4\xi_B$, we have

$$\begin{aligned} \partial_t \tilde{\mathbf{A}} + (\mathbf{u} \cdot \nabla) \tilde{\mathbf{A}} - (\nabla \mathbf{u}) \tilde{\mathbf{A}} - \tilde{\mathbf{A}} (\nabla \mathbf{u})^T &= \xi_A (2\mathbf{I} - 2H_A \tilde{\mathbf{A}}) \\ \partial_t \tilde{\mathbf{B}} + (\mathbf{u} \cdot \nabla) \tilde{\mathbf{B}} - (\nabla \mathbf{u}) \tilde{\mathbf{B}} - \tilde{\mathbf{B}} (\nabla \mathbf{u})^T &= \xi_B (2\mathbf{I} - 2H_B \tilde{\mathbf{B}}). \end{aligned} \quad (3.44)$$

Macroscopic flow equation: Now we compute the macroscopic flow equation by performing the energetic variational approach with respect to the flow map $\mathbf{x}(\mathbf{X}, t)$. When writing the macroscopic force balance, we should assume that the number densities and the conformation tensors to be purely transported with flow. Under the incompressible condition ($\det \mathbf{F} = 1$), we have the kinematics [40]

$$\tilde{\mathbf{A}} = \mathbf{F} \tilde{\mathbf{A}}_0 \mathbf{F}^T, \quad \tilde{\mathbf{B}} = \mathbf{F} \tilde{\mathbf{B}}_0 \mathbf{F}^T, \quad n_A = n_A^0, \quad n_B = n_B^0, \quad (3.45)$$

and the action functional for the moment closure system can be given by

$$\tilde{\mathcal{A}}[\mathbf{x}] = \int_0^T \int \frac{1}{2} \rho_0 |\mathbf{x}_t|^2 - \lambda \left[\frac{n_A^0}{2} \text{tr} \left(H_A \mathbf{F} \tilde{\mathbf{A}}_0 \mathbf{F}^T \right) + \frac{n_B^0}{2} \text{tr} \left(H_B \mathbf{F} \tilde{\mathbf{B}}_0 \mathbf{F}^T \right) \right] d\mathbf{X} d\mathbf{x} \quad (3.46)$$

after dropping all the constant terms. A direct computation results in

$$\frac{\delta \tilde{\mathcal{A}}}{\delta \mathbf{x}} = -\rho(\mathbf{u}_t + \mathbf{u} \cdot \nabla \mathbf{u}) + \lambda \nabla \cdot (H_A \mathbf{A} + H_B \mathbf{B}). \quad (3.47)$$

The only dissipation term for the macroscopic flow is the viscosity part $\mathcal{D}_\eta = \frac{1}{2} \int \eta |\nabla \mathbf{u}|^2 d\mathbf{x}$ [25], so the

dissipative can be computed as $\frac{\delta \mathcal{D}_n}{\delta \mathbf{x}_t} = -\eta \Delta \mathbf{u}$. The final macroscopic force balance can be written as

$$\rho(\mathbf{u}_t + \mathbf{u} \cdot \nabla \mathbf{u}) + \nabla \tilde{p} = \eta \Delta \mathbf{u} + \lambda \nabla \cdot (H_A \mathbf{A} + H_B \mathbf{B}), \quad (3.48)$$

where \tilde{p} is a Lagrangian multiplier for the incompressible condition. Equation (3.48) is equivalent to

$$\rho(\tilde{\mathbf{u}}_t + \mathbf{u} \cdot \nabla \mathbf{u}) + \nabla p = \eta \Delta \mathbf{u} + \lambda \nabla \cdot (H_A \mathbf{A} + H_B \mathbf{B} - (n_A + n_B) \mathbf{I}), \quad (3.49)$$

due to the incompressible condition.

Finally, we get the the closure system

$$\left\{ \begin{array}{l} \rho(\partial_t \mathbf{u} + (\mathbf{u} \cdot \nabla) \mathbf{u}) + \nabla p = \eta \Delta \mathbf{u} + \lambda \nabla \cdot (H_A \mathbf{A} + H_B \mathbf{B} - (n_A + n_B) \mathbf{I}) \\ \nabla \cdot \mathbf{u} = 0 \\ \partial_t n_A + \nabla \cdot (n_A \mathbf{u}) = -k_1^{\text{neq}} n_A + k_2^{\text{neq}} n_B^2, \\ \partial_t n_B + \nabla \cdot (n_B \mathbf{u}) = 2k_1^{\text{neq}} n_A - 2k_2^{\text{neq}} n_B^2, \\ \partial_t \tilde{\mathbf{A}} + (\mathbf{u} \cdot \nabla) \tilde{\mathbf{A}} - (\nabla \mathbf{u}) \tilde{\mathbf{A}} - \tilde{\mathbf{A}} (\nabla \mathbf{u})^T = 2\xi_A (\mathbf{I} - H_A \tilde{\mathbf{A}}) \\ \partial_t \tilde{\mathbf{B}} + (\mathbf{u} \cdot \nabla) \tilde{\mathbf{B}} - (\nabla \mathbf{u}) \tilde{\mathbf{B}} - \tilde{\mathbf{B}} (\nabla \mathbf{u})^T = 2\xi_B (\mathbf{I} - H_B \tilde{\mathbf{B}}), \end{array} \right. \quad (3.50)$$

where k_1^{neq} and k_2^{neq} are defined in (3.41). One can view (3.50) as a dynamics restricted in the quasi-equilibrium manifold \mathcal{M}^* . Recall that $\mathbf{A} = n_A \tilde{\mathbf{A}}$ and $\mathbf{B} = n_B \tilde{\mathbf{B}}$ on \mathcal{M}^* . Combining (3.44) with (3.42), we have the second moment equations

$$\begin{aligned} \partial_t \mathbf{A} + (\mathbf{u} \cdot \nabla) \mathbf{A} - (\nabla \mathbf{u}) \mathbf{A} - \mathbf{A} (\nabla \mathbf{u})^T &= 2\xi_A (n_A \mathbf{I} - H_A \mathbf{A}) - k_1^{\text{neq}} \mathbf{A} + k_2^{\text{neq}} n_B^2 \tilde{\mathbf{A}} \\ \partial_t \mathbf{B} + (\mathbf{u} \cdot \nabla) \mathbf{B} - (\nabla \mathbf{u}) \mathbf{B} - \mathbf{B} (\nabla \mathbf{u})^T &= 2\xi_B (n_B \mathbf{I} - H_B \mathbf{B}) + 2k_1^{\text{neq}} n_A \tilde{\mathbf{B}} - 2k_2^{\text{neq}} n_B \mathbf{B} \end{aligned} \quad (3.51)$$

Remark 3.3. We notice that the reaction terms in the celebrate VCM [59] and GCB models [23] takes a different form. As mentioned in remark 2.2, the VCM model assume the microscopic reaction takes the form $k_1 \psi_A - k_2 \psi_B * \psi_B$ from (3.51), which leads to the term $k_A \mathbf{A} - k_2 n_B \mathbf{B}$ in the second moment equation. The GCB model also take such a form as a starting point. To obtain the same form of reaction terms, one need further assume $2\tilde{\mathbf{A}} = \tilde{\mathbf{B}}$, then

$$\begin{aligned} -k_1^{\text{neq}} \mathbf{A} + k_2^{\text{neq}} n_B^2 \tilde{\mathbf{A}} &\approx -k_1^{\text{neq}} \mathbf{A} + \frac{1}{2} k_2^{\text{neq}} n_B \mathbf{B}, \\ 2k_1^{\text{neq}} n_A \tilde{\mathbf{B}} - 2k_2^{\text{neq}} n_B \mathbf{B} &\approx 4k_1^{\text{neq}} \mathbf{A} - 2k_2^{\text{neq}} n_B \mathbf{B}. \end{aligned} \quad (3.52)$$

The assumption (3.52) is reasonable, since for given number densities n_A and n_B , we have $\tilde{\mathbf{A}}^{\text{eq}} = \frac{1}{H_A} \mathbf{I}$, $\tilde{\mathbf{B}}^{\text{eq}} = \frac{1}{H_B} \mathbf{I}$, which implies that $2\tilde{\mathbf{A}}^{\text{eq}} = \tilde{\mathbf{B}}^{\text{eq}}$ at the local equilibrium. So $2\tilde{\mathbf{A}} \approx \tilde{\mathbf{B}}$ is valid at least near the local equilibrium. Under the approximation (3.52), we can reach a closure model

$$\left\{ \begin{array}{l} \rho(\partial_t \mathbf{u} + (\mathbf{u} \cdot \nabla) \mathbf{u}) + \nabla p = \eta \Delta \mathbf{u} + \lambda \nabla \cdot (H_A \mathbf{A} + H_B \mathbf{B} - (n_A + n_B) \mathbf{I}) \\ \nabla \cdot \mathbf{u} = 0 \\ \partial_t n_A + \nabla \cdot (n_A \mathbf{u}) = -k_1^{\text{neq}} n_A + k_2^{\text{neq}} n_B^2, \\ \partial_t n_B + \nabla \cdot (n_B \mathbf{u}) = 2k_1^{\text{neq}} n_A - 2k_2^{\text{neq}} n_B^2, \\ \partial_t \mathbf{A} + (\mathbf{u} \cdot \nabla) \mathbf{A} - (\nabla \mathbf{u}) \mathbf{A} - \mathbf{A} (\nabla \mathbf{u})^T = 2\xi_A (n_A \mathbf{I} - H_A \mathbf{A}) - k_1^{\text{neq}} \mathbf{A} + \frac{1}{2} k_2^{\text{neq}} n_B \mathbf{B} \\ \partial_t \mathbf{B} + (\mathbf{u} \cdot \nabla) \mathbf{B} - (\nabla \mathbf{u}) \mathbf{B} - \mathbf{B} (\nabla \mathbf{u})^T = 2\xi_B (n_B \mathbf{I} - H_B \mathbf{B}) + 4k_1^{\text{neq}} \mathbf{A} - 2k_2^{\text{neq}} n_B \mathbf{B}, \end{array} \right. \quad (3.53)$$

which has the same form of the VCM and GCB models. Although the dynamics (3.53) no longer lies on the quasi-equilibrium, it can produce more reasonable shear-stress curve at in a high shearing rate region. Compare with (3.50), (3.53) can force $|2\tilde{\mathbf{A}} - \tilde{\mathbf{B}}|$ to be small due to the approximation (3.52). We will compare these two models in details in the future work.

Remark 3.4. In the above derivation, we assume the second moments can be written as the multiplication of number density and the conformation tensor, i.e. $\mathbf{A} = n_A \tilde{\mathbf{A}}$ and $\mathbf{B} = n_B \tilde{\mathbf{B}}$. Such a decomposition is valid on the submanifold formed by the quasi-equilibrium states, but may not true in general. A different moment closure system can be obtained if one treat the number densities and the second moments to be

independent. Then the free energy of the closure system (3.24) can be written as

$$\begin{aligned} \mathcal{F}^{\text{CL}}(n_A, n_B, \mathbf{A}, \mathbf{B}) &= \int n_A \left(\ln \left(\frac{n_A}{n_A^\infty} \right) - \frac{1}{2} \det H_A \mathbf{A} - 1 \right) + n_B \left(\ln \left(\frac{n_B}{n_B^\infty} \right) - 1 - \frac{1}{2} \det(H_B \mathbf{B}) \right) \\ &\quad + \frac{d}{2} (n_A \ln n_A - n_A + n_B \ln n_B - n_B) + \frac{1}{2} \text{tr}(H_A \mathbf{A}) + \frac{1}{2} \text{tr}(H_B \mathbf{B}), \end{aligned} \quad (3.54)$$

which implies that

$$\mu_A^n = \ln n_A - \ln n_A^\infty - \frac{1}{2} \det(H_A \mathbf{A}/n_A), \quad \mu_B^n = \ln n_B - \ln n_B^\infty - \frac{1}{2} \det(H_B \mathbf{B}/n_B). \quad (3.55)$$

We can simply modify the reaction rate in (3.22) by

$$k_1^{\text{neq}} = k_1^{eq} / \det(H_A \mathbf{A}/n_A), \quad k_2^{\text{neq}} = k_2^{eq} / \det(H_B \mathbf{B}/n_B) \quad (3.56)$$

to obtain another closure model. We'll explore this in the future.

Remark 3.5. It is worth mentioning that the derivation in this section can be viewed as a pure macroscopic approach to model wormlike micellar solutions in the framework of EnVarA starting with the free energy $\mathcal{F}[n_A, n_B, \tilde{\mathbf{A}}, \tilde{\mathbf{B}}]$ and the dissipation given by (3.32) and (3.34) respectively. As a pure macroscopic approach, it is not necessary to assume $H_A = 2H_B$. If we assume $H_B = 2H_A$, and adopt the approximation $\mathbf{A}/n_A \approx 2\mathbf{B}/n_B$, then we have

$$\begin{aligned} -k_1^{\text{neq}} \mathbf{A} + k_2^{\text{neq}} n_B^2 \tilde{\mathbf{A}} &\approx -k_1^{\text{neq}} \mathbf{A} + 2k_2^{\text{neq}} n_B \mathbf{B}, \\ 2k_1^{\text{neq}} n_A \tilde{\mathbf{B}} - 2k_2^{\text{neq}} n_B \mathbf{B} &\approx k_1^{\text{neq}} \mathbf{A} - 2k_2^{\text{neq}} n_B \mathbf{B}, \end{aligned} \quad (3.57)$$

which is exactly same to those in the GCB model [23, 22].

4. Numerics

In this section, we discuss the prediction of the above moment closure models through a few toy examples. Detailed numerical studies for the original micro-macro model and the closure models will be carried out in future work.

4.1. Steady homogeneous shear flow

First we consider a steady homogeneous shear flow with the velocity field given by

$$\mathbf{u} = (\kappa y, 0),$$

where κ is the constant shear rate. Moreover, we assume that the number density of each species is spatial homogeneous. So the original PDE system is reduced to an ODE system of n_α , \mathbf{A} and \mathbf{B} . We solve the ODE system by the standard explicit Euler scheme. We take the initial condition as

$$n_A^0 = 1, \quad n_B^0 = 2.5, \quad \mathbf{A}_0 = \frac{n_A^0}{H_A} \mathbf{I}, \quad \mathbf{B}_0 = \frac{n_B^0}{H_B} \mathbf{I}. \quad (4.1)$$

For each κ , we compute the number density of each species, and the induced shear stress $\tau_{12} = H_A A_{12} + H_B B_{12}$. We compare the predictions for three models (3.22), (3.50) and (3.53). The terminal criterion for the numerical calculation is $T = 2$ or $n_A < 10^{-5}$. Fig. 4.1 showed the calculated shear stress and the number densities of two species as a function of κ for three models ($k_1^{eq} = 0.9$, $\tilde{k}_2^{eq} = 0.15$, $\xi_A = 0.9$, $\xi_A/\xi_B = 1e-3$, $H_A = 2$, $H_B = 1$). At small shear rates, all three models can produce similar results, due to the fact that $\tilde{\mathbf{A}}$ and $\tilde{\mathbf{B}}$ are close to their equilibria. The closure model (3.22), obtained by applying the maximum entropy closure to the equation directly, fails to obtain a non-monotonic shear-stress curve. The main reason might be the fact that the break rate k_1 is independent with the shear rate in this model, which can not lead to a pronounced breakage of species A. The predictions of model (3.50) and (3.53) are also different in the high shear rate region. The model (3.50) leads to a rapidly breakage of species A (Fig. 4.1 (c) - (d)), which does not seem to match previous experimental and simulation

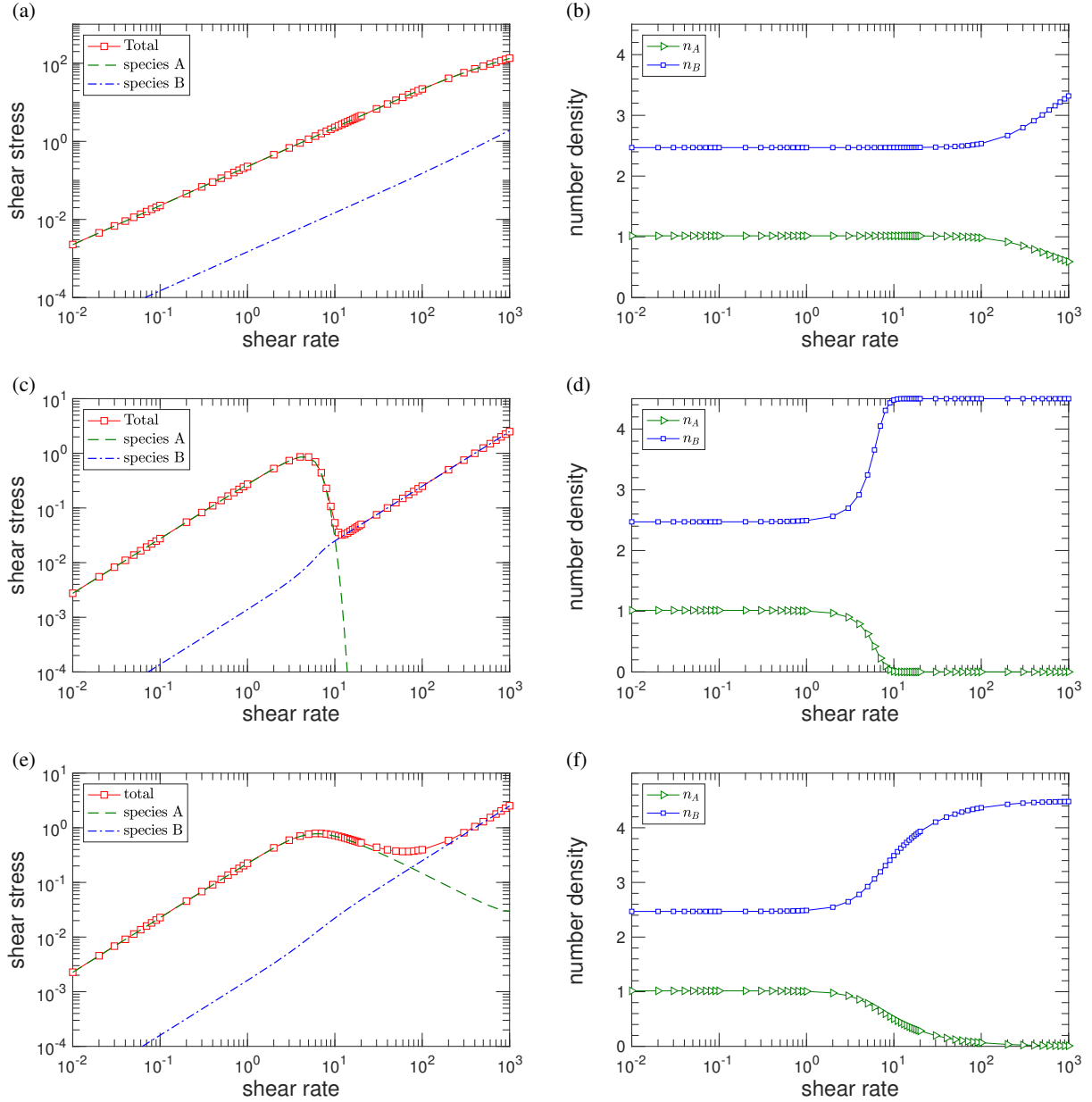


Figure 4.1: Calculated shear stress and species number density as a function of κ ($k_1^{eq} = 0.9$, $\tilde{k}_2^{eq} = 0.15$, $\xi_A = 0.9$, $\xi_A/\xi_B = 10^{-3}$, $H_A = 2$, $H_B = 1$). (a)-(b) Model (3.22); (c)-(d) Model (3.50); (e)-(f) Model (3.53).

results [23]. The curves produced by the model 3.53, shown in Fig. 4.1(e)-(f), is consistent with the results by the VCM and GCB models qualitatively [23]. As mentioned earlier, the approximation (3.52) can be viewed as an implicit regularization term such that $|\tilde{\mathbf{A}} - \tilde{\mathbf{B}}|$ to be small, which prevent \tilde{A}_{12} to be too large. This simple numerical test show the importance of choosing a proper dissipation in the course-grained level in order to capture the non-equilibrium rheological properties of wormlike micellar solutions. A detailed comparison of different closure models will be made in future work.

4.2. Transient behavior in a planar shear flow

In this subsection, we investigate the transient behavior of the model in a planar shear flow for the closure model (3.53). Let $\mathbf{u} = (u(y), 0)$ and $u(y)$ satisfies

$$\begin{cases} u_t = \eta \partial_{yy} u + \lambda \partial_y (H_A A_{12} + H_B B_{12}), \\ u(l) = \kappa(t), \quad u(0) = 0, \end{cases} \quad (4.2)$$

we take $\kappa(t) = \gamma \tanh(at)$, where a is a parameter control how the wall velocity approaches steady-state [67, 22]. Other parameters are set as: $l = 0.1$, $H_A = 2$, $H_B = 1$, $\eta = 1$, $\lambda = 1$, $k_1 = 1$ and $\tilde{k}_2^{\text{eq}} = 6.25$. The numerical setup is close to the case considered in [22], but we consider the Couette flow between two surface instead of Taylor-Couette flow in the gap between two rotating cylinders for simplicity. We fix $\gamma = 50$ through this subsection.

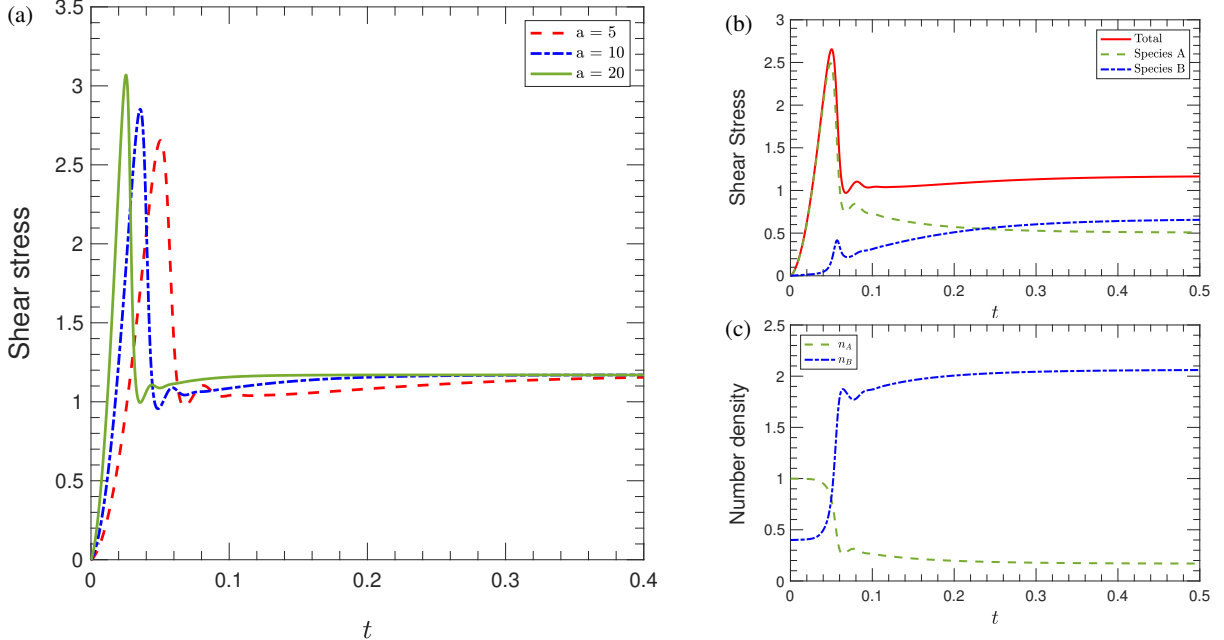


Figure 4.2: Transient behavior of the closure model (3.53) in a planar Couette flow: (a) Calculated shear stress at moving wall for different ramp-up rate a . (b) The wall shear stress as a function of t , (c) Species number density at the wall.

Fig. 4.2(a) shows the transient response of the wall shear stress tensor for different ramp-up rates a . In all three cases, the shear stress will reach its maximum during the ramp-up process. Different ramp-up rates do not significantly affect the steady-state. Fig. 4.2 (b) shows temporal evolution of the total stress at the moving surface for $\kappa(t) = 50 \tanh(5t)$, the individual contributions of species of A and B are represented by dashed and dash-dotted lines. The number densities of species A and B are plotted in Fig. 4.2 (c). The above results are qualitatively agree with rheological characteristics predicted by the GCB model in circular Taylor-Couette flow (see Fig. 4 and Fig. 5 in [22]).

5. Summary

In this paper, inspired the celebrated VCM type models [59, 23], we derive a thermodynamically consistent two-species micro-macro model of wormlike micellar solutions by employing an energetic variational approach. Our model incorporates a breaking and reforming process of polymer chains into a classical micro-macro dumbbell model for polymeric fluids in unified variational framework. The energetic variational formulation for the micro-macro model opens a new door for both numerical studies and theoretical analysis [46]. New structure-preserving numerical methods can be developed based on the energetic variational formulation by using the approach in [43, 44, 45]. The modeling approach also provides a framework to integrate other mechanism, and can be adopted to other chemomechanical systems beyond the wormlike micellar solutions, such as active soft matter systems [57, 64].

We also study the maximum entropy closure approximation to the micro-macro model of wormlike micellar solutions. In particular, we construct closure approximations by both “variation-then-closure” and “closure-then-variation” approaches. We show that these two approaches result in different closure models due to presence of the chemical reaction. In principle, maximum entropy closure only uses the information from the free energy part of the original system [26]. Applying the closure approximation on the PDE level cannot guarantee the thermodynamical consistency. By a “closure-then-variation” approach, we can restrict the dynamics on the coarse-grained manifold by choosing the dissipation properly. As a consequence, the closure system preserves the thermodynamical structures of the original

system for both chemical and mechanical parts. Several numerical examples show that the closure model, obtained by “closure-then-variation” can capture the key rheological features of wormlike micellar solution. A detailed numerical study for our models will be carried out in future work.

Acknowledgement

Y. Wang and C. Liu are partially supported by the National Science Foundation (USA) NSF DMS-1759536 and the United States-Israel Binational Science Foundation (BSF) #2024246. T-F. Zhang is partially supported by the National Natural Science Foundation of China No. 11871203. This work was done when T.-F. Zhang visited the Department of Applied Mathematics at Illinois Institute of Technology during 2019-2020, he would like to acknowledge the sponsorship of the China Scholarship Council, under the State Scholarship Fund (No. 201906415023) and the hospitality of Department of Applied Mathematics at Illinois Institute of Technology. The authors would like to thank Prof. Haijun Yu for suggestions and helpful discussions.

References

- [1] Adams, J., Fielding, S.M., Olmsted, P.D., 2011. Transient shear banding in entangled polymers: A study using the rolie-poly model. *J. Rheol.* 55, 1007–1032.
- [2] Arnol'd, V.I., 2013. *Mathematical methods of classical mechanics.* volume 60. Springer Science & Business Media.
- [3] Ball, J.M., Majumdar, A., 2010. Nematic liquid crystals: from Maier-Saupe to a continuum theory. *Molecular crystals and liquid crystals* 525, 1–11.
- [4] Bataille, J., Edelen, D., Kestin, J., 1978. Nonequilibrium thermodynamics of the nonlinear equations of chemical kinetics. *J. Non-Equilib. Thermodyn.* 3, 153–168.
- [5] Beris, A.N., Edwards, B.J., Edwards, B.J., 1994. *Thermodynamics of flowing systems: with internal microstructure.* 36, Oxford University Press on Demand.
- [6] Biot, M.A., 1977. Variational-lagrangian irreversible thermodynamics of initially-stressed solids with thermomolecular diffusion and chemical reactions. *J. Mech. Phys. Solids* 25, 289–307.
- [7] Bird, R.B., Armstrong, R.C., Hassager, O., 1987. *Dynamics of polymeric liquids. Vol. 1: Fluid mechanics.* John Wiley and Sons Inc.
- [8] Cates, M., 1987. Reptation of living polymers: dynamics of entangled polymers in the presence of reversible chain-scission reactions. *Macromolecules* 20, 2289–2296.
- [9] Cates, M., 1990. Nonlinear viscoelasticity of wormlike micelles (and other reversibly breakable polymers). *J. Phys. Chem.* 94, 371–375.
- [10] Cates, M., Candau, S., 1990. Statics and dynamics of worm-like surfactant micelles. *J. Phys.: Condens. Matter* 2, 6869.
- [11] Cates, M.E., Fielding, S.M., 2006. Rheology of giant micelles. *Advances in Physics* 55, 799–879.
- [12] Coleman, B.D., Gurtin, M.E., 1967. Thermodynamics with internal state variables. *The Journal of Chemical Physics* 47, 597–613.
- [13] De Donder, T., 1927. L'affinité. *Mémoires de la Classe des sciences. Académie royale de Belgique. Collection in 8 9,* 1–94.
- [14] De Donder, T., 1936. *Thermodynamic theory of affinity.* volume 1. Stanford university press.
- [15] De Groot, S.R., Mazur, P., 2013. *Non-equilibrium thermodynamics.* Courier Corporation.
- [16] Doi, M., 1981. Molecular dynamics and rheological properties of concentrated solutions of rodlike polymers in isotropic and liquid crystalline phases. *Journal of Polymer Science: Polymer Physics Edition* 19, 229–243.
- [17] Doi, M., 2016. A principle in dynamic coarse graining—Onsager principle and its applications. *The European Physical Journal Special Topics* 225, 1411–1421.
- [18] Doi, M., Edwards, S.F., Edwards, S.F., 1988. *The theory of polymer dynamics.* volume 73. oxford university press.
- [19] Du, Q., Liu, C., Yu, P., 2005. Fene dumbbell model and its several linear and nonlinear closure approximations. *Multiscale Modeling & Simulation* 4, 709–731.
- [20] Ericksen, J.L., 1998. *Introduction to the Thermodynamics of Solids.* volume 131 of *Applied Mathematical Sciences.* Springer, New York.
- [21] Feng, J., Chaubal, C., Leal, L., 1998. Closure approximations for the Doi theory: Which to use in simulating complex flows of liquid-crystalline polymers? *J. Rheol.* 42, 1095–1119.
- [22] Germann, N., Cook, L., Beris, A., 2014. Investigation of the inhomogeneous shear flow of a wormlike micellar solution using a thermodynamically consistent model. *J. Non-Newtonian Fluid Mech.* 207, 21–31.
- [23] Germann, N., Cook, L., Beris, A.N., 2013. Nonequilibrium thermodynamic modeling of the structure and rheology of concentrated wormlike micellar solutions. *J. Non-Newtonian Fluid Mech.* 196, 51–57.
- [24] Germann, N., Kate Gurnon, A., Zhou, L., Pamela Cook, L., Beris, A.N., Wagner, N.J., 2016. Validation of constitutive modeling of shear banding, threadlike wormlike micellar fluids. *J. Rheol.* 60, 983–999.
- [25] Giga, M.H., Kirshtein, A., Liu, C., 2017. Variational modeling and complex fluids. *Handbook of mathematical analysis in mechanics of viscous fluids* , 1–41.
- [26] Gorban, A.N., Karlin, I.V., Ilg, P., Öttinger, H.C., 2001. Corrections and enhancements of quasi-equilibrium states. *J Non-Newtonian Fluid Mech* 96, 203–219.
- [27] Grmela, M., Chinesta, F., Ammar, A., 2010. Mesoscopic tube model of fluids composed of worm-like micelles. *Rheol. Acta* 49, 495–506.

- [28] Grmela, M., Öttinger, H.C., 1997. Dynamics and thermodynamics of complex fluids. i. development of a general formalism. *Physical Review E* 56, 6620.
- [29] Han, J., Luo, Y., Wang, W., Zhang, P., Zhang, Z., 2015. From microscopic theory to macroscopic theory: a systematic study on modeling for liquid crystals. *Arch. Ration. Mech. Anal.* 215, 741–809.
- [30] Horn, F., Jackson, R., 1972. General mass action kinetics. *Archive for rational mechanics and analysis* 47, 81–116.
- [31] Hu, D., Lelievre, T., et al., 2007. New entropy estimates for the oldroyd-b model and related models. *Commun. Math. Sci.* 5, 909–916.
- [32] Hyon, Y., Carrillo, J.A., Du, Q., Liu, C., 2008. A maximum entropy principle based closure method for macro-micro models of polymeric materials. *Kinetic and Related Models* 1, 171–184.
- [33] Hyon, Y., Liu, C., et al., 2010. Energetic variational approach in complex fluids: maximum dissipation principle. *Discrete & Continuous Dynamical Systems-A* 26, 1291.
- [34] Ilg, P., Karlin, I.V., Kröger, M., Öttinger, H.C., 2003. Canonical distribution functions in polymer dynamics.(ii). liquid-crystalline polymers. *Physica A: Statistical Mechanics and its Applications* 319, 134–150.
- [35] Kondepudi, D., Prigogine, I., 2014. *Modern thermodynamics: from heat engines to dissipative structures*. John Wiley & Sons.
- [36] Le Bris, C., Lelievre, T., 2009. Multiscale modelling of complex fluids: a mathematical initiation, in: *Multiscale modeling and simulation in science*. Springer, pp. 49–137.
- [37] Le Bris, C., Lelievre, T., 2012. Micro-macro models for viscoelastic fluids: modelling, mathematics and numerics. *Science China Mathematics* 55, 353–384.
- [38] Li, T., Zhang, P., 2007. Mathematical analysis of multi-scale models of complex fluids. *Commun. Math. Sci.* 5, 1–51.
- [39] Lin, F., 2012. Some analytical issues for elastic complex fluids. *Commun. Pure Appl. Math.* 65, 893–919.
- [40] Lin, F.H., Liu, C., Zhang, P., 2005. On hydrodynamics of viscoelastic fluids. *Communications on Pure and Applied Mathematics* 58, 1437–1471.
- [41] Lin, F.H., Liu, C., Zhang, P., 2007. On a micro-macro model for polymeric fluids near equilibrium. *Commun. Pure Appl. Math.* 60, 838–866.
- [42] Liu, C., 2009. An introduction of elastic complex fluids: an energetic variational approach, in: *Multi-Scale Phenomena in Complex Fluids: Modeling, Analysis and Numerical Simulation*. World Scientific, pp. 286–337.
- [43] Liu, C., Wang, C., Wang, Y., 2020. A structure-preserving, operator splitting scheme for reaction-diffusion equations involving the law of mass action. *arXiv preprint arXiv:2010.16320* .
- [44] Liu, C., Wang, Y., 2020a. On Lagrangian schemes for porous medium type generalized diffusion equations: a discrete energetic variational approach. *J. Comput. Phys.* , 109566.
- [45] Liu, C., Wang, Y., 2020b. A variational Lagrangian scheme for a phase-field model: A discrete energetic variational approach. *SIAM J. Sci. Comput.* 42, B1541–B1569. doi:10.1137/20M1326684.
- [46] Liu, C., Wang, Y., Zhang, T.F., 2021. On a two-species micro-macro model for wormlike micellar solutions: dynamic stability analysis. submitted .
- [47] Mielke, A., 2011. A gradient structure for reaction–diffusion systems and for energy-drift-diffusion systems. *Nonlinearity* 24, 1329.
- [48] Mohammadigoushki, H., Dalili, A., Zhou, L., Cook, P., 2019. Transient evolution of flow profiles in a shear banding wormlike micellar solution: experimental results and a comparison with the VCM model. *Soft Matter* 15, 5483–5494.
- [49] Olmsted, P., Radulescu, O., Lu, C.Y., 2000. Johnson–segalman model with a diffusion term in cylindrical couette flow. *J. Rheol.* 44, 257–275.
- [50] Olmsted, P.D., 2008. Perspectives on shear banding in complex fluids. *Rheol. Acta* 47, 283–300.
- [51] Onsager, L., 1931a. Reciprocal relations in irreversible processes. I. *Physical review* 37, 405.
- [52] Onsager, L., 1931b. Reciprocal relations in irreversible processes. II. *Physical review* 38, 2265.
- [53] Oster, G.F., Perelson, A.S., 1974. Chemical reaction dynamics. *Archive for rational mechanics and analysis* 55, 230–274.
- [54] Öttinger, H.C., 2009. On the stupendous beauty of closure. *J Rheol* 53, 1285–1304.
- [55] Öttinger, H.C., Grmela, M., 1997. Dynamics and thermodynamics of complex fluids. II. illustrations of a general formalism. *Physical Review E* 56, 6633.
- [56] Pipe, C., Kim, N., Vasquez, P., Cook, L., McKinley, G., 2010. Wormlike micellar solutions: II. comparison between experimental data and scission model predictions. *J. Rheol.* 54, 881–913.
- [57] Prost, J., Jülicher, F., Joanny, J.F., 2015. Active gel physics. *Nature physics* 11, 111–117.
- [58] Strutt, J., 1871. Some general theorems relating to vibrations. *Proceedings of the London Mathematical Society* 1, 357–368.
- [59] Vasquez, P.A., McKinley, G.H., Cook, L.P., 2007. A network scission model for wormlike micellar solutions: I. model formulation and viscometric flow predictions. *J. Non-Newtonian Fluid Mech.* 144, 122–139.
- [60] Wang, H., Li, K., Zhang, P., 2008. Crucial properties of the moment closure model FENE-QE. *J. Non-Newtonian Fluid Mech.* 150, 80–92.
- [61] Wang, Q., 1997. Comparative studies on closure approximations in flows of liquid crystal polymers: I. elongational flows. *Journal of Non-Newtonian Fluid Mechanics* 72, 141–162.
- [62] Wang, Y., Liu, C., Liu, P., Eisenberg, B., 2020. Field theory of reaction-diffusion: Law of mass action with an energetic variational approach. *Physical Review E* 102, 062147.
- [63] Yang, J., 2002. Viscoelastic wormlike micelles and their applications. *Current opinion in colloid & interface science* 7, 276–281.
- [64] Yang, X., Li, J., Forest, M.G., Wang, Q., 2016. Hydrodynamic theories for flows of active liquid crystals and the generalized Onsager principle. *Entropy* 18, 202.
- [65] Yu, H., Ji, G., Zhang, P., 2010. A nonhomogeneous kinetic model of liquid crystal polymers and its thermodynamic closure approximation. *Communications in Computational Physics* 7, 383.
- [66] Zhou, J., Doi, M., 2018. Dynamics of viscoelastic filaments based on Onsager principle. *Physical Review Fluids* 3, 084004.
- [67] Zhou, L., Cook, L.P., McKinley, G.H., 2012. Multiple shear-banding transitions for a model of wormlike micellar

solutions. *SIAM Journal on Applied Mathematics* 72, 1192–1212.