

Termination Analysis Without the Tears

Shaowei Zhu
shaoweiz@cs.princeton.edu
Princeton University
Princeton, NJ, USA

Zachary Kincaid
zkincaid@cs.princeton.edu
Princeton University
Princeton, NJ, USA

Abstract

Determining whether a given program terminates is the quintessential undecidable problem. Algorithms for termination analysis are divided into two groups: (1) algorithms with strong behavioral guarantees that work in limited circumstances (e.g., complete synthesis of linear ranking functions for polyhedral loops [38]), and (2) algorithms that are widely applicable, but have weak behavioral guarantees (e.g., TERMINATOR [20]). This paper investigates the space in between: *how can we design practical termination analyzers with useful behavioral guarantees?*

This paper presents a termination analysis that is both *compositional* (the result of analyzing a composite program is a function of the analysis results of its components) and *monotone* (“more information into the analysis yields more information out”). The paper has two key contributions. The first is an extension of Tarjan’s method for solving path problems in graphs to solve *infinite* path problems. This provides a foundation upon which to build compositional termination analyses. The second is a collection of monotone conditional termination analyses based on this framework. We demonstrate that our tool ComPACT (Compositional and Predictable Analysis for Conditional Termination) is competitive with state-of-the-art termination tools while providing stronger behavioral guarantees.

1 Introduction

Termination is an important correctness property in itself, and is a sub-problem of proving total correctness, liveness properties [12, 15, 17–19], and bounds on resource usage [1, 13, 31, 32, 43]. Determining whether a program terminates is undecidable, and so progress on automated tools for termination analysis is driven by heuristic reasoning techniques. While these heuristics are often effective in practice, they can be brittle and unpredictable. For example, termination analyzers may themselves fail to terminate on some input programs, or report false alarms, or return different results for the same input, or suffer from “butterfly effects”, in which a small changes to the program’s source code drastically changes the analysis.

This paper is motivated by the principle that *changes to a program should have a predictable impact on its analysis*. We develop a style of termination analysis that achieves two particular desiderata:

- *Compositionality*: composite programs are analyzed by analyzing its sub-components and then combining the results. Compositionality implies that changing part of a program only changes the analysis of that part. It enables prompt user interaction, since an analysis need not reanalyze the whole program to respond to a program change.
- *Monotonicity*: more information into the analysis yields more information out. Monotonicity implies that certain actions, e.g., a user annotating a procedure with additional pre-conditions, or an abstract interpreter instrumenting loop invariants into a program, *cannot* degrade analysis results.

Our approach is based on the paradigm of *algebraic program analysis* [26, 45, 46]. An algebraic program analysis is described by an algebraic structure in which the elements represent properties of finite program executions and the operations compose those properties via sequencing, choice, and iteration (mirroring the structure of regular expressions). To verify a safety property, an algebraic program analyzer computes a regular expression recognizing all paths through a program to a point of interest, interprets the regular expression within the given structure, and checks whether the resulting property entails a property of interest.

In this paper, we extend the algebraic approach to reason about *infinite* program paths, and thereby provide a conceptual and algorithmic basis for compositional analysis of liveness properties such as termination. Conceptually, our method proves that a program terminates by computing for each loop a transition formula that over-approximates the behavior of its body, and then proving that the corresponding relation admits no infinite sequences. (Our approach is not unique in this regard (see Section 8); we provide a unifying foundation for such analyses).

A drawback of using summaries to prove termination is that the loop body summary *over-approximates* its behavior, and so the summary may not terminate even if the original loop does. The advantage is that we can reason about the summary effectively, whereas any non-trivial question about behavior of the original loop is undecidable; this is the key idea that enables the design of *monotone* termination analyses.

A particular challenge of compositional termination analysis is that termination arguments must be synthesized independently of the surrounding context of the loop (that is, without supporting invariants). We meet this challenge with

a set of methods that exploit loop summarization to generate monotone *conditional* termination arguments. These methods synthesize both a termination argument and an initial condition under which that argument holds, with the latter acting as a surrogate for a supporting invariant.

Contributions. The contributions of this paper are:

- A framework for designing compositional analyses of infinite program paths. This framework extends Tarjan's method for solving path problems [45, 46] from finite to infinite paths.
- An efficient algorithm for computing an ω -regular expression that recognizes the infinite paths through a control flow graph, which forms the algorithmic foundation of our program analysis framework.
- The first termination analysis that is compositional, monotone, and applies to a general program model. We present a set of combinators for constructing a family of such (conditional) termination analyses based on our framework. In particular, we introduce *phase analysis*, which improves the precision of a given conditional termination analysis by partitioning the space of transitions in a loop into phases.

2 Overview

In Section 5, we define an algebraic framework for analyzing liveness properties of programs. An analysis proceeds in two steps: (1) compute an ω -regular expression that recognizes the paths through a program, and (2) interpret that ω -regular expression with an algebraic structure corresponding to a program analysis of interest.

We illustrate this process in Figure 1. Consider the example program given by its control flow graph (CFG) in Figure 1b (concrete syntax for the CFG is given in Figure 1a). Note that conditional control flow is encoded as *assumptions*, which do not change the program variables but can only be executed if the assumed condition holds (e.g., if the program is in a state where m is less than $step$ then it may execute the assumption $[m < step]$, otherwise it is blocked).

Step 1: Compute an ω -path expression. Recall the syntax of regular ($\text{RegExp}(\Sigma)$) and ω -regular ($\omega\text{-RegExp}(\Sigma)$) expressions over an alphabet Σ (see e.g. [5], Ch. 4):

$$\begin{aligned} a &\in \Sigma \\ e &\in \text{RegExp}(\Sigma) ::= a \mid 0 \mid 1 \mid e_1 + e_2 \mid e_1 e_2 \mid e^* \\ f &\in \omega\text{-RegExp}(\Sigma) ::= e^\omega \mid ef \mid f_1 + f_2 \end{aligned}$$

(0 recognizes the empty language, 1 recognizes the empty word, + corresponds to union, juxtaposition (or \cdot) to concatenation, * to unbounded repetition, and ω to infinite repetition). Taking the alphabet Σ to be the set of edges in a given control flow graph, a regular set of finite paths can be represented by a regular expression, and a regular set of

infinite paths can be recognized by an ω -regular expression; we call such regular expressions (ω -)path expressions.

Using the algorithm described in Section 4, we can compute an ω -path expression that represents all infinite paths in the graph that begin at the entry vertex r (Figure 1d). The ω -path expression can be represented efficiently as a directed acyclic graph (DAG), where each leaf is labeled by a control flow edge, each internal node with an operator, and edges are drawn from operators to operands (Figure 1c). Observe that each node in the DAG corresponds to either a regular expression (white nodes) or an ω -regular expression (gray nodes).

Step 2: Interpretation. The result of a particular analysis is computed by interpreting a path expression for a program within some abstract domain. The domain consists of (1) a *regular algebra*, which is equipped with choice, concatenation, and iteration operators and which can be used to interpret regular expressions, and (2) an ω -regular algebra, which is equipped with choice, concatenation, and ω -iteration operators, and which can be used to interpret ω -regular expressions.

Our main interest in this paper is in a family of termination analyses. In this family, the regular algebra is the algebra of *transition formulas*, which we denote by **TF**. A *transition formula* is a logical formula over the variables of the program (in Figure 1: $m, n, step$) along with primed copies ($m', n', step'$) representing the program variables before and after executing a computation, respectively. The choice operation for **TF** is disjunction, concatenation is relational composition, and iteration over-approximates reflexive transitive closure (we define a particular iteration operator in Section 3). The ω -regular algebra is an algebra of *mortal preconditions*, which we denote by **MP** (in fact, we will define several such algebras in this paper, but they share a common structure). A mortal precondition is a state formula (over the program variables ($m, n, step$)) that is satisfied only by *mortal states*, from which the program must terminate. The choice operation for **MP** is conjunction (a mortal state must be mortal on *all* paths), concatenation is weakest precondition (a state is mortal only if it can reach only mortal states), and ω -iteration computes a mortal precondition for a transition formula (we will define several mortal precondition operators in Section 6). We compute a mortal precondition for a program by traversing its ω -path expression DAG from the bottom-up, using **TF** to interpret regular expression operators and **MP** to interpret ω -regular expression operators.

We illustrate a selection of the interpretation steps. We use $\mathcal{T}[\![\]\!]$ and $\mathcal{T}^\omega[\![\]\!]$ to denote the interpretation of a regular and ω -regular expressions, respectively. For the leaves of the path expression DAG, we may simply encode the meaning of the corresponding program command into logic; e.g., the transition formulas for the edges $\langle c, d \rangle$ and $\langle d, e \rangle$ (corresponding to the commands $[n \geq 0]$ and $m := m + 1$,

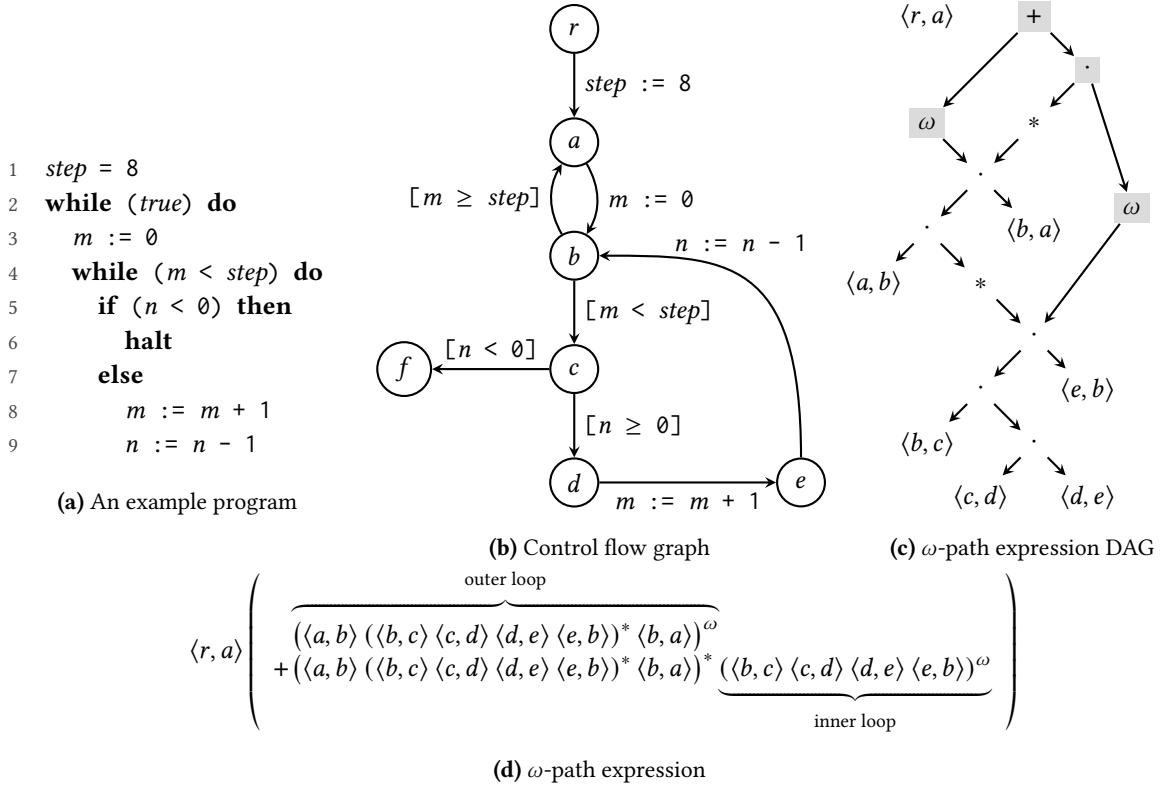


Figure 1. An example program, its control flow graph, and a corresponding ω -path expression

resp.) are:

$$\begin{aligned} \mathcal{T}[\langle c, d \rangle] &= n \geq 0 \wedge m' = m \wedge n' = n \wedge step' = step \\ \mathcal{T}[\langle d, e \rangle] &= m' = m + 1 \wedge n' = n \wedge step' = step \end{aligned}$$

Proceeding up the DAG, we compute a transition formula for the regular expression $\langle c, d \rangle \langle d, e \rangle$ by taking the relational composition of $\mathcal{T}[\langle c, d \rangle]$ and $\mathcal{T}[\langle d, e \rangle]$

$$\begin{aligned} \mathcal{T}[\langle c, d \rangle \langle d, e \rangle] &= \mathcal{T}[\langle c, d \rangle] \circ \mathcal{T}[\langle d, e \rangle] \\ &\equiv \begin{array}{l} n \geq 0 \\ \wedge m' = m + 1 \wedge n' = n \wedge step' = step \end{array} \end{aligned}$$

Similarly, we sequence $\mathcal{T}[\langle c, d \rangle \langle d, e \rangle]$ with $\mathcal{T}[\langle b, c \rangle]$ on the left and $\mathcal{T}[\langle e, b \rangle]$ on the right to get a summary for the body of the inner loop $inner \triangleq \langle b, c \rangle \langle c, d \rangle \langle d, e \rangle \langle e, b \rangle$:

$$\mathcal{T}[inner] \equiv \begin{array}{l} m < step \wedge n \geq 0 \\ \wedge m' = m + 1 \wedge n' = n - 1 \wedge step' = step \end{array}$$

The $inner$ node has two parents, corresponding to $inner^*$ and $inner^\omega$. For the first, we over-approximate of the transitive closure of the formula $\mathcal{T}[inner]$:

$$\mathcal{T}[inner^*] \equiv \exists k. \left(\begin{array}{l} k = 0 \\ \vee \left(\begin{array}{l} k \geq 1 \wedge m < step \wedge n \geq 0 \\ \wedge m' \leq step \wedge n' \geq 0 \\ \wedge m' = m + k \wedge n' = n - k \wedge step' = step \end{array} \right) \end{array} \right)$$

For the second, we compute a mortal precondition for the formula $\mathcal{T}[inner]$. Observing that $(step - m)$ is a ranking function for this loop (i.e., the difference between $step$ and m is non-negative and decreasing), we may simply take $\mathcal{T}^\omega[inner^\omega] = true$ (the inner loop terminates starting from any state).

Now consider the ω -node corresponding to the outer loop, $outer = \langle a, b \rangle inner^* \langle b, a \rangle$. This loop illustrates a trade-off of compositionality. On one hand, compositionality makes proving termination easier: by the time that we reach the ω -node, we have already built a transition formula that summarizes the body of the outer loop. Despite the fact that the body contains an inner loop, we can use a theorem prover to answer questions about its behavior (conservatively, since the summary is an over-approximation). On the other hand, compositionality makes termination proving more difficult: a compositional analysis cannot prove that n decreases at each iteration, since it does not have access to the surrounding context of the loop that initializes $step$ to 8. In Section 6.2 we

provide a method that (for this particular loop) effectively performs a case split on whether n increases, decreases, or remains constant, and generates a mortal precondition that is sufficient for all three cases: $\mathcal{T}^\omega[\text{outer}^\omega] = \text{step} > 0$ (we have a *conditional* termination argument: the outer loop terminates as long as it begins in a state where step is positive).

Continuing up the DAG, we combine the mortal preconditions of the inner and outer loops to get

$$\mathcal{T}^\omega[\text{outer}^\omega + \text{outer}^* \text{inner}^\omega] \equiv \text{step} > 0.$$

Finally, we compute a mortal precondition for the root of the DAG (and thus the whole program) by taking the weakest precondition of $\text{step} > 0$ under the transition formula $\mathcal{T}[\langle r, a \rangle] = \text{step}' = 8 \wedge m' = m \wedge n' = n$, yielding the formula *true*. Thus, by propagating the conditional termination argument for the outer loop backwards through its context, the analysis discharges the assumption of the conditional termination argument, and verified that the program always terminates.

3 Background

3.1 Flow graphs

A **control flow graph** $G = \langle V, E, r \rangle$ consists of a set of vertices V , a set of directed edges $E \subseteq V \times V$, and a root vertex $r \in V$ with no incoming edges. A **path** in G is a finite sequence $e_1 e_2 \dots e_n \in E^*$ such that for each i , the destination of e_i matches the source of e_{i+1} ; an ω -**path** is an infinite sequence $e_1 e_2 \dots \in E^\omega$ such that any finite prefix is a path. For any vertices $u, v \in V$, we use $\text{Paths}_G(u, v)$ to denote the (regular) set of paths in G from u to v , and we use $\text{Paths}_G^\omega(u)$ to denote the (regular) set of ω -paths in G starting from u .

We say that a vertex u **dominates** a vertex v if every path from r to v includes u . Every vertex dominates itself; we say u **strictly dominates** v if u dominates v but $u \neq v$. We say that u is the **immediate dominator** of v if it is the unique vertex that strictly dominates v and is dominated by every vertex that strictly dominates v . The immediate dominance relation forms a tree structure with r as the root; we use $\text{children}(v)$ to denote the set of vertices whose immediate dominator is v . We say that G is **reducible** if every cycle contains an edge $\langle u, v \rangle$ such that v dominates u .

3.2 Logic and geometry

The syntax of linear integer arithmetic (LIA) is given as follows:

$x \in \text{Variable}$

$n \in \mathbb{Z}$

$t \in \text{Term} ::= x \mid n \mid n \cdot t \mid t_1 + t_2$

$F \in \text{Formula} ::= t_1 \leq t_2 \mid t_1 = t_2 \mid F_1 \wedge F_2 \mid F_1 \vee F_2 \mid \neg F$
 $\mid \exists x. F \mid \forall x. F$

Let $X \subseteq \text{Variable}$ be a set of variables. A **valuation** over X is a map $v : X \rightarrow \mathbb{Z}$. If F is a formula whose free variables

range over X and v is a valuation over X , then we say that v satisfies F (written $v \models F$) if the formula F is true when interpreted over the standard model of the integers, using v to interpret the free variables. We write $F \models G$ if every valuation that satisfies F also satisfies G .

For a formula F , we use $F[x \mapsto t]$ to denote the formula obtained by substituting each free occurrence of the variable x with the term t . We use the same notation to represent parallel substitution of multiple variables by multiple terms; e.g., if X is a set of variables and $X' = \{x' : x \in X\}$ is a set of “primed” versions of those variables, then $F[X \mapsto X']$ denotes the result of replacing each variable in x with its corresponding x' . Substitution binds more tightly than logical connectives, so e.g., in the formula $F \wedge G[x \mapsto y]$, x is replaced with y within G , but not within F .

Let F be an LIA formula with free variables $\mathbf{x} = x_1, \dots, x_n$. The **convex hull** of F , denoted $\text{conv}(F)$, is the strongest (unique up to equivalence) formula of the form $A\mathbf{x} \geq \mathbf{b}$ that is entailed by F , where A is an integer matrix and \mathbf{b} is an integer vector. Farzan and Kincaid [26] give an algorithm for computing $\text{conv}(F)$.

3.3 Transition formulas

Fix a finite set Var of variables, and let $\text{Var}' = \{x' : x \in \text{Var}\}$ denote a set of “primed copies”, presumed to be disjoint from Var . A **state formula** is an LIA formula whose free variables range over Var . A **transition formula** is an LIA formula whose free variables range over $\text{Var} \cup \text{Var}'$. We use **SF** and **TF** to denote sets of state and transition formulas, respectively. Define a *state* to be a valuation over Var (the set of which we denote State) and a *transition* to be a valuation over $\text{Var} \cup \text{Var}'$. Any pair of states s, s' defines a transition $[s, s']$ which interprets each $x \in \text{Var}$ as $s(x)$ and each $x' \in \text{Var}'$ as $s'(x)$. A transition formula F defines a relation \rightarrow_F on states, with $s \rightarrow_F s' \iff [s, s'] \models F$.

Define the *relational composition* of two transition formulas to be the formula

$$F_1 \circ F_2 \triangleq \exists \text{Var}''. F_1[\text{Var}' \mapsto \text{Var}''] \wedge F_2[\text{Var} \mapsto \text{Var}'].$$

For any $k \in \mathbb{N}$, we use F^k to denote the k -fold relational composition of F with itself. For a transition formula F and a state formula S , define the weakest precondition of S under F to be the formula

$$\text{wp}(F, S) \triangleq \forall \text{Var}'. F \Rightarrow S[\text{Var} \mapsto \text{Var}'].$$

We use $(-)^*$ to denote an operation that over-approximates the reflexive transitive closure of a transition formula (i.e., for any transition formula F , we have $\rightarrow_F^* \subseteq \rightarrow_{F^*}$). Several such operators exist [23, 26, 33, 34, 42]; here we will describe one such method, based on techniques from [4, 26].

Let \mathbf{x}' and \mathbf{x} be vectors containing the variables Var' and Var , respectively; let $n = |\text{Var}|$ be the dimension of these vectors. In general, the transitive closure of a transition formula

cannot be expressed in first-order logic. Two special cases where the transitive closure can be expressed are:

1. If F takes the form $pre \wedge post$, where the free variables of pre range over Var and the free variables of $post$ range over Var' , then F is already transitively closed, so we need only to take its reflexive closure: $(pre \wedge post) \vee (\bigwedge_{x \in \text{Var}} x' = x)$
2. If F takes the form $Ax' \geq Ax + b$, then for any $k \in \mathbb{N}$, we have that F^k is equivalent to $Ax' \geq Ax + kb$, and so the formula $\exists k. k \geq 0 \wedge Ax' \geq Ax + kb$ represents the reflexive transitive closure of F .

Let F be a transition formula. We cannot expect F to take one of the above forms, but we *can* always over-approximate F by a formula that does:

1. Let $Pre(F) \triangleq \exists \text{Var}'. F$ and let $Post(F) \triangleq \exists \text{Var}. F$. We have that $F \models Pre(F) \wedge Post(F)$, and $Pre(F) \wedge Post(F)$ takes form (1) above.
2. For each variable x , let δ_x denote a fresh variable which we use to represent the difference between x' and x ; we use δ to denote a vector containing the δ_x variables. The convex hull

$$\text{conv} \left(\exists \text{Var}, \text{Var}'. F \wedge \bigwedge_{x \in \text{Var}} \delta_x = x' - x \right)$$

takes the form $A\delta \geq b$. Then we have $F \models Ax' \geq Ax + b$, and $Ax' \geq Ax + b$ takes form (2) above.

Combining (1) and (2), we define an operation exp by

$$\text{exp}(F, k) \triangleq \left(\left(\bigwedge_{x \in \text{Var}} x' = x \right) \vee (Pre(F) \wedge Post(F)) \right) \wedge Ax' \geq Ax + kb$$

and observe that for any $k \in \mathbb{N}$, we have that $F^k \models \text{exp}(F, k)$. Finally, we over-approximate transitive closure by existentially quantifying over the number of loop iterations:

$$F^* \triangleq \exists k. k \geq 0 \wedge \text{exp}(F, k).$$

Lemma 3.1. *The $(-)^*$ and exp operators are monotone in the sense that if $F \models G$, then $F^* \models G^*$ and $\text{exp}(F, k) \models \text{exp}(G, k)$ (where k is a variable symbol).*

3.4 Transition systems

A **transition system** T is a pair $T = \langle S_T, R_T \rangle$ where S_T is a set of states and $R_T \subseteq S_T \times S_T$ is a transition relation. We write $s \rightarrow_T s'$ to denote that the pair $\langle s, s' \rangle$ belongs to R_T . We say that a state $s \in S_T$ is **mortal** if there exists no infinite sequence $s \rightarrow_T s_1 \rightarrow_T s_2 \rightarrow_T s_3 \dots$. A **mortal precondition** for T is a state formula such that any state that satisfies the formula is mortal.

Each transition formula F defines a transition system, where the state space is State , and where the transition relation is \rightarrow_F . Define a **mortal precondition operator** to be

a function $mp : \mathbf{TF} \rightarrow \mathbf{SF}$, which given a transition formula F , computes a state formula $mp(F)$ that is a mortal precondition for F . We say that mp is **monotone** if for any transition formulas F_1, F_2 with $F_1 \models F_2$, we have $mp(F_2) \models mp(F_1)$ (Note that this definition is *antitone* with respect to the entailment ordering, but since *weaker* mortal preconditions are more desirable it is natural to order mortal preconditions by reverse entailment.)

Example 3.2 Gonnord et al. [29] give a complete method for synthesizing linear lexicographic ranking functions (LLRFs) for transition formulas. We may define a monotone mortal precondition operator mp_{LLRF} as follows:

$$mp_{\text{LLRF}}(F) \triangleq \begin{cases} \text{true} & \text{if there is an LLRF for } F \\ \neg Pre(F) & \text{otherwise} \end{cases}$$

The fact that mp_{LLRF} is monotone follows from the fact that if $F_1 \models F_2$ then $Pre(F_1) \models Pre(F_2)$ and any LLRF for F_2 is also an LLRF for F_1 , and the completeness of Gonnord et al. [29]'s LLRF synthesis procedure. \dashv

Within this paper, a program is represented as a **labeled control flow graph** $P = \langle G, L \rangle$, where $G = \langle V, E, r \rangle$ is a control flow graph, and $L : E \rightarrow \mathbf{TF}$ be a function that labels each edge with a transition formula. P defines a transition system $TS(P)$ where the state space is $V \times \text{State}$, and where $\langle v_1, s_1 \rangle \rightarrow_P \langle v_2, s_2 \rangle$ iff $\langle v_1, v_2 \rangle \in E$ and $[s_1, s_2] \models L(v_1, v_2)$.

4 An efficient ω -path expression algorithm

This section describes an algorithm for computing an ω -regular expression that recognizes all infinite paths in a graph that start at a designated vertex. The algorithm is based on Tarjan's path expression algorithm, which computes path expressions that recognize *finite* paths that start at a designated vertex [45]. Our algorithm operates in $O(|E|\alpha(|E|) + t)$ time, where α is the inverse Ackermann function and t is technical parameter that is $O(|V|)$ for reducible flow graphs and is at most $O(|V|^3)$ (matching the complexity of Tarjan's algorithm).

It is technically convenient to formulate our algorithms on *path graphs* rather than control flow graphs. A **path graph** for a flow graph $G = \langle V, E, r \rangle$ is a graph $H = \langle U, W \rangle$ where $U \subseteq V$ and $W \subseteq U \times \text{RegExp}(E) \times U$ is a set of directed edges labeled by regular expressions over E , and such that for every $\langle u, e, v \rangle \in W$, e recognizes a subset of $\text{Paths}_G(u, v)$. We say that H *represents* a path p from u to v (in G , with $u, v \in U$) if there is a path

$$(w_1, e_1, w_2)(w_2, e_2, w_3) \dots (w_n, e_n, w_{n+1})$$

in H with $w_1 = u$ and $w_{n+1} = v$ and p is recognized by the regular expression $e_1 e_2 \dots e_n$. Similarly, H represents an ω -path p if there is a decomposition $p = p_1 p_2 p_3 \dots$ and an ω -path $(w_1, e_1, w_2)(w_2, e_2, w_3) \dots$ in H with p_i recognized by e_i for all i . We use $\text{PathRep}_H(u, v)$ to denote the set of paths from u to v that are represented by H , and $\text{PathRep}_H^\omega(v)$ to

denote the set of ω -paths starting at v that are represented by H . We say that H is **complete** for a set of edges $E' \subseteq E$ if

1. For each $u, v \in U$, $\text{PathRep}_H(u, v)$ is the set of paths from u to v in G consisting only of edges from E' .
2. For each $v \in U$, $\text{PathRep}_H^\omega(v)$ is the set of ω -paths from v in G consisting only of edges from E' , and which visit some vertex of U infinitely often.

4.1 A naïve algorithm

Algorithm 1 is a naïve algorithm for computing path expressions, which is used as a sub-procedure in the main algorithm. It is a variation of the classic state elimination algorithm for converting finite automata to regular expressions. The input to Algorithm 1 is a path graph $H = \langle U, W \rangle$ (for some flow graph G) and a root vertex r (not necessarily the root of G); its output is a pair consisting of an ω -path expression that recognizes $\text{PathRep}_H^\omega(r)$ and a function that maps each vertex $v \in U$ to a path expression that recognizes $\text{PathRep}_H(r, v)$. The idea is to successively eliminate the outgoing edges of every vertex in the graph except the root, while preserving the set of paths (and ω -paths) emanating from vertices whose outgoing edges have not yet been removed. The algorithm operates in $O(|U|^3)$ time.

```

1 Subroutine solve-dense( $H, r$ ) begin
   Input : Path graph  $H = \langle U, W \rangle$ , vertex  $r \in U$ 
           with no incoming edges
   Output: Pair  $\langle pe^\omega, pe \rangle$  where
            $pe^\omega \in \omega\text{-RegExp}(E)$  recognizes
            $\text{PathRep}_H^\omega(r)$  and  $pe : U \rightarrow \text{RegExp}(E)$ 
           maps each  $v \in U$  to a path expression
           that recognizes  $\text{PathRep}_H(r, v)$ .

   /*  $pe(u, v)$  recognizes paths from  $u$  to  $v$  represented by  $H$  */
2    $pe \leftarrow \lambda \langle u, v \rangle . 0;$ 
3   foreach  $\langle u, e, v \rangle \in W$  do
4      $pe(u, v) \leftarrow pe(u, v) + e;$ 
   /* Suppose  $V$  is ordered as  $V = \{r = v_0, v_1, \dots, v_n\}$  */
5   for  $i = n$  downto 1 do
6     for  $j = i - 1$  downto 0 do
7        $e_{ji} \leftarrow pe(v_j, v_i) \cdot pe(v_i, v_i)^*;$ 
8       for  $k = n$  downto 1,  $k \neq i$  do
9          $pe(v_j, v_k) \leftarrow pe(v_j, v_k) + e_{ji} \cdot pe(v_i, v_k)$ 
10  return  $\left\langle \sum_{i=1}^n pe(r, v_i) \cdot pe(v_i, v_i)^\omega, \right.$ 
            $\left. \lambda v. pe(r, v) \cdot pe(v, v)^* \right\rangle$ 

```

Algorithm 1: Naïve path expression algorithm

4.2 ω -path expressions in nearly linear time

Algorithm 2 is an efficient ω -path expression algorithm that exploits sparsity of control flow graphs. The algorithm uses the dominator tree of the graph to break it into single-entry components, and uses a compressed weighted forest data structure to efficiently combine paths from different components.

A **compressed weighted forest** is a data structure that represents a forest of vertices with edges weighted by regular expressions. The data structure supports the following operations:

- $\text{link}(u, e, v)$: set v to be the parent of u by adding an edge from v to u labeled e (u must be a root)
- $\text{find}(v)$: return the (unique) vertex u such that $u \rightarrow^* v$ and u is a root
- $\text{eval}(v)$: return the regular expression $e_1 \cdots e_n$, where $u_1 \xrightarrow{e_1} u_2 \xrightarrow{e_2} \cdots \xrightarrow{e_n} v$ is the path from a root to v .

This data structure can be implemented so that each operation takes $O(\alpha(n))$ amortized time, where n is the number of vertices in the forest [44].

The subroutine $\text{solve-sparse}(v)$ returns an ω -path expression that recognizes the set of ω -paths $\text{Paths}_G^\omega(v) \cap E|_v^\omega$, where

$$E|_v \triangleq \{\langle u_1, u_2 \rangle \in E : u_2 \text{ is strictly dominated by } v\}.$$

Moreover, it maintains the invariant that after completing a call to $\text{solve-sparse}(v)$, we have that for every vertex u that is dominated by v , $\text{find}(u) = v$ and $\text{eval}(u)$ is a path expression that recognizes $\text{Paths}_G(v, u) \cap E|_v^*$.

The $\text{solve-sparse}(v)$ subroutine is structured as a recursive traversal of the dominator tree (see Example 4.1). First, it calls $\text{solve-sparse}(c)$ for each child c of v in the dominator tree. Next, it computes a directed graph $G_v = \text{SiblingGraph}(v)$ whose vertices are $\text{children}(v)$, and such that there is an edge $\langle c_1, c_2 \rangle$ iff there is a path from c_1 to c_2 in G such that each edge (except the last) belongs to $E|_{c_1}$. The edges of $\text{SiblingGraph}(v)$ can be computed efficiently as

$$\{\langle \text{find}(u), c \rangle : c, \text{find}(u) \in \text{children}(v), \langle u, c \rangle \in E\}.$$

The correctness argument for the edge computation is as follows. If there is a path from c_1 to c_2 consisting of $E|_{c_1}$ edges, it takes the form $\pi \langle u, c_2 \rangle$ for some $\langle u, c_2 \rangle$ in E , with $\pi \subseteq E|_{c_1}^*$ a path from c_1 to u . Since π ends at u and consists only of $E|_{c_1}$ -edges, u is dominated by c_1 . Since $\text{solve-sparse}(v)$ calls $\text{solve-sparse}(c_1)$ before constructing SiblingGraph , we must have $\text{find}(u) = c_1$ by the invariants of solve-sparse .

Next, solve-sparse computes the strongly connected components of G_v and processes them in topological order. The loop (lines 9-16) maintains the invariant that when processing a component C , for every sibling node u that is topologically ordered before C , we have that $\text{find}(u) = v$ and that $\text{eval}(u)$ recognizes $\text{Paths}_G(v, u) \cap E|_v^*$. To process a component C , we form a path graph $G_C = \text{ComponentGraph}(C)$ whose vertices are $C \cup \{v\}$ and that is complete for $E|_v$, computing a path expression $C\text{-}pe(u)$ for each $u \in C$ that recognizes $\text{Paths}_G(v, u) \cap E|_v^*$ using solve-dense , and then linking u to v with the path expression $C\text{-}pe(u)$ in the compressed weighted forest. The edges of $\text{ComponentGraph}(C)$ are obtained by collecting all weighted edges of the form $\langle \text{find}(w), \text{eval}(w), u \rangle$ such that $u \in C$ and $\langle w, u \rangle \in E$; the fact that G_C is complete for $E|_v$ follows from the loop invariant, using an argument analogous to the correctness argument

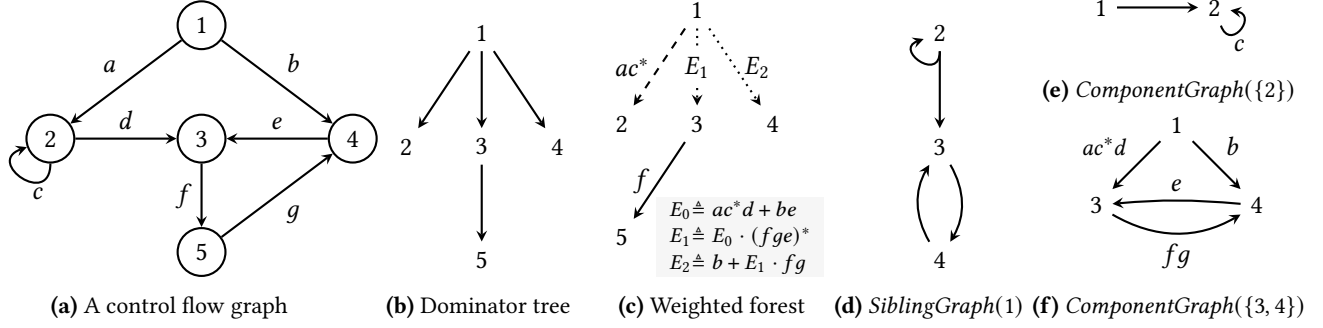


Figure 2. Operation of solve-sparse on an example control flow graph

for the $SiblingGraph$ construction above. Finally, we return an ω -path expression which is the sum of (line 13) the ω -path expressions for each component and (line 16) an ω -path expression for each child c , pre-concatenated with a path expression recognizing $Paths_G(v, c) \cap E|_v^*$.

Example 4.1 Figure 2 illustrates the operation of solve-sparse.

Figure 2a depicts a control flow graph, whose dominator tree appears in Figure 2b (for legibility, we refer to edges by label rather than by their endpoints). Consider the operation of solve-sparse(1). The compressed weighted forest after calling solve-sparse on 1's children 2, 3, 4 is depicted in Figure 2c (the single solid link from 3 to 4 labeled f ; the other links are added later). The sibling graph for 1 is given in Figure 2d – observe that it has two strongly connected components: $\{2\}$ and $\{3, 4\}$, with $\{2\}$ ordered topologically before $\{3, 4\}$.

The loop (lines 9-16) processes $\{2\}$ first, producing the component graph in Figure 2e. Then 2 is linked to 1 in the compressed weighted forest (dashed edge of Figure 2c) with the regular expression ac^* (the paths from 1 to 2 represented by $ComponentGraph(\{2\})$).

Next, the loop processes the $\{3, 4\}$ component, producing the component graph in Figure 2f; note that the edge from 2 to 3 in G produces the edge from 1 to 3 (since $find(2) = 1$) and the edge from 5 to 4 produces the edge from 3 to 4 (since $find(5) = 3$). Then 3 and 4 are both linked to 1 in the compressed weighted forest (dotted edges of Figure 2c).

Finally, solve-sparse returns the sum of solve-dense($G_{\{2\}}, 1$) and solve-dense($G_{\{3,4\}}, 1$), which is the ω -path expression

$$(ac^*d + be)(fge)^\omega + ac^\omega \quad \lrcorner$$

Algorithm 2 operates in $O(|E|\alpha(|E|) + t)$ time, where t is the time taken by the calls to solve-dense. For reducible flow graphs, each sibling graph is a singleton (see [45]), so the complexity simplifies to $O(|E|\alpha(|E|))$.

1 Algorithm $PathExp_G^\omega(r)$ begin

Input : Graph $G = \langle V, E \rangle$ and root vertex r

Output : An ω -path expression recognizing

$Paths_G^\omega(r)$

2 $children \leftarrow$ dominator tree for G ;

3 Init compressed weighted forest with vertices V ;

4 **return** solve-sparse(r)

5 Subroutine solve-sparse(v) begin

Input : Vertex $v \in V$

Output : An ω -path expression recognizing

$Paths_G^\omega(v) \cap E|_v^\omega$

6 **foreach** child $c \in children(v)$ **do**

7 | $child-pe_\omega(c) \leftarrow$ solve-sparse(c);

8 $G_v \leftarrow SiblingGraph(v)$;

9 $pe_\omega \leftarrow 0$ /* accumulating ω -path expression */

10 **foreach** s.c.c. C of G_v in topological order **do**

11 | $G_C \leftarrow ComponentGraph(C)$;

12 | $\langle C-pe_\omega, C-pe \rangle \leftarrow$ solve-dense(G_C, v);

13 | $pe_\omega \leftarrow pe_\omega + C-pe_\omega$;

14 | **foreach** $u \in C$ **do**

15 | | link($u, C-pe(u), v$);

16 | | $pe_\omega \leftarrow pe_\omega + C-pe(u) \cdot child-pe_\omega(u)$;

17 **return** pe_ω

Algorithm 2: An ω -path expression algorithm

5 Algebraic termination analysis

This section describes the process of interpreting an (ω) -regular expression within a suitable algebraic structure. As a particular case of interest, we show how to apply the algebraic framework to termination analysis.

An *abstract interpretation* over an alphabet Σ consists of a triple $\mathcal{I} = \langle A, B, L \rangle$, where A is a *regular algebra*, B is a ω -*regular algebra* over A , and $L : \Sigma \rightarrow A$ is a *semantic function*.

A **regular algebra** $A = \langle A, 0^A, 1^A, +^A, \cdot^A, {}^*^A \rangle$ is an algebraic structure equipped with two distinguished elements $0^A, 1^A \in A$, two binary operations $+^A$ and \cdot^A , and a unary operation

$(-)^{*A}$. An ω -algebra over \mathbf{A} is 4-tuple $\mathbf{B} = \langle B, \cdot^B, +^B, \omega^B \rangle$ consisting of a universe B , an operation $\cdot^B : A \times B \rightarrow B$, an operation $+^B : B \times B \rightarrow B$, and an operation $(-)^{\omega^B} : A \rightarrow B$. A **semantic function** $L : \Sigma \rightarrow A$ maps the letters of Σ into the regular algebra \mathbf{A} .

Given an abstract interpretation $\mathcal{I} = \langle \mathbf{A}, \mathbf{B}, L \rangle$ over an alphabet Σ , we can evaluate any regular expression e over Σ to an element $\mathcal{I}[e]$ of \mathbf{A} and any ω -regular expression f over Σ to an element $\mathcal{I}^\omega[f]$ of \mathbf{B} by interpreting each letter according to the semantic function and each (ω) -regular operator using its corresponding operator in \mathbf{A} or \mathbf{B} :

$$\mathcal{I}[a] \triangleq L(a) \quad \text{for } a \in \Sigma$$

$$\mathcal{I}[0] \triangleq 0^A$$

$$\mathcal{I}[1] \triangleq 1^A$$

$$\mathcal{I}^\omega[e^\omega] \triangleq \mathcal{I}[e]^{\omega^B}$$

$$\mathcal{I}[e_1 e_2] \triangleq \mathcal{I}[e_1] \cdot^A \mathcal{I}[e_2]$$

$$\mathcal{I}^\omega[e \cdot f] \triangleq \mathcal{I}[e] \cdot^B \mathcal{I}^\omega[f]$$

$$\mathcal{I}[e_1 + e_2] \triangleq \mathcal{I}[e_1] +^A \mathcal{I}[e_2]$$

$$\mathcal{I}^\omega[f_1 + f_2] \triangleq \mathcal{I}^\omega[f_1] +^B \mathcal{I}^\omega[f_2]$$

$$\mathcal{I}[e^*] \triangleq \mathcal{I}[e]^{*A}$$

If an ω -path expression f is represented by a DAG with n nodes, we can process the DAG bottom-up (as in Section 2) to compute $\mathcal{I}^\omega[f]$ in $O(n)$ operations of \mathbf{A} and \mathbf{B} .

5.1 Termination analysis

In this paper, we are primarily interested in applying the above algebraic framework to termination analysis. The fundamental operation of interest is the ω -iteration operator.

Fix a mortal precondition operator $mp : \mathbf{TF} \rightarrow \mathbf{SF}$. We define a regular algebra of transition formulas, \mathbf{TF} , and an ω -regular algebra of mortal preconditions, \mathbf{MP} . The universe of \mathbf{TF} is the set of transition formulas, and the universe of \mathbf{MP} is the set of state formulas. The operations are given below:

$$0^{\mathbf{TF}} \triangleq \text{false}$$

$$1^{\mathbf{TF}} \triangleq \bigwedge_{x \in \text{Var}} x' = x$$

$$F^{\omega^{\mathbf{MP}}} \triangleq mp(F)$$

$$F_1 +^{\mathbf{TF}} F_2 \triangleq F_1 \vee F_2$$

$$F \cdot^{\mathbf{MP}} S \triangleq wp(F, S)$$

$$F_1 \cdot^{\mathbf{TF}} F_2 \triangleq F_1 \circ F_2$$

$$S_1 +^{\mathbf{MP}} S_2 \triangleq S_1 \wedge S_2$$

$$F^{*\mathbf{TF}} \triangleq F^*$$

Let $P = \langle G, L \rangle$ be a labeled control flow graph, which defines a transition system $TS(P)$. Let r be the root of G . Using the algorithm in Section 4, we can compute an ω -regular expression that recognizes all ω -paths in G beginning at r . By interpreting this regular expression (as above) under the abstract interpretation $\mathcal{T} \triangleq \langle \mathbf{TF}, \mathbf{MP}, L \rangle$, we can under-approximate the mortal initial states of $TS(P)$. The correctness of this strategy is formalized below.

Proposition 5.1 (Soundness). *Let $P = \langle G, L \rangle$ be a labeled CFG, let r be the root of G , and let $\text{PathExp}_G^\omega(r)$ be an ω -path expression recognizing $\text{Paths}_G^\omega(r)$. Then $\mathcal{T}^\omega[\text{PathExp}_G^\omega(r)]$ is a mortal precondition for $TS(P)$, in the sense that for any*

$s \models \mathcal{T}^\omega[\text{PathExp}_G^\omega(r)]$, we have that $\langle r, s \rangle$ is a mortal state of $TS(P)$. In particular, if $\mathcal{T}^\omega[\text{PathExp}_G^\omega(r)]$ is valid, then the program P has no infinite executions.

Proposition 5.2 (Monotonicity). *Suppose that mp is a monotone mortal precondition operator, and \mathbf{MP} and \mathbf{TF} are defined as above. Let $f \in \omega\text{-RegExp}(E)$, and let $L_1, L_2 : E \rightarrow \mathbf{TF}$ be semantic functions such that for all $e \in E$, $L_1(e) \models L_2(e)$. Define $\mathcal{T}_1 \triangleq \langle \mathbf{TF}, \mathbf{MP}, L_1 \rangle$ and $\mathcal{T}_2 \triangleq \langle \mathbf{TF}, \mathbf{MP}, L_2 \rangle$. Then $\mathcal{T}_2^\omega[f] \models \mathcal{T}_1^\omega[f]$.*

5.2 Inter-procedural analysis

Our algebraic framework extends to the inter-procedural case using the method of Cook et al. [21]. The essential idea is that infinite paths through a multi-procedure program (including paths that are infinite due to the presence of recursion) can be captured by an ω -regular expression, by interpreting call edges using procedure summaries, and by encoding transfer of control between procedures using additional edges. No additional work is required on the part of the analysis designer to extend an algebraic termination analysis to the inter-procedural case: the same analysis that is used to prove conditional termination for loops also can be applied to recursive functions. Monotonicity results extend to the inter-procedural case as well. The inter-procedural case is discussed in more detail in the appendix (see supplementary material).

6 Modular design of mortal precondition operators

This section describes combinators that construct monotone mortal precondition operators. A common theme to all is to take advantage of the properties of our algebraic framework (compositionality and monotonicity, in particular).

6.1 Termination analysis for free

Summarizing loops using an over-approximate transitive closure operator is an integral component of our algebraic framework. This section demonstrates that loop summarization can be also be exploited to construct a mortal precondition operator; i.e., an algebraic analyses for safety can be extended to prove termination analysis without any burden on the analysis designer.

Let F be a transition formula. A sufficient (but not necessary) condition for a state s of F to be mortal is that there is a bound on the length of any execution starting from s ; that is there is some k such that for all s' with $[s, s'] \models F^k$, s' has no F -successors. This condition is not decidable, but it can be under-approximated using the procedure exp described in Section 3.3 (or any other method for over-approximating the iterated behavior of a transition formula); this yields the following mortal precondition operator:

$$mp_{\text{exp}}(F) \triangleq \exists k. \forall \text{Var}', \text{Var}''. k \geq 0 \wedge (\text{exp}(F, k) \Rightarrow \neg G)$$

where $G \triangleq F[\text{Var} \mapsto \text{Var}', \text{Var}' \mapsto \text{Var}'']$.

The fact that mp_{exp} is monotone follows from the monotonicity of quantification, conjunction, and the exp operator, and the fact that F and $\text{exp}(F, k)$ appear in negative positions in the formula.

Example 6.1 Consider the loop

while $(x \neq 0)$: $x := x - 2$,

with corresponding transition formula $F \triangleq x \neq 0 \wedge x' = x - 2$. In this case, we have $\text{exp}(F, k) \equiv x' = x - 2k$, and mp_{exp} computes the exact precondition for termination of the loop:

$$\begin{aligned} mp_{\text{exp}}(F) &= \exists k. \forall x', x''. k \geq 0 \\ &\quad \wedge (x' = x - 2k \Rightarrow \neg(x' \neq 0 \wedge x'' = x' - 2)) \\ &\equiv \exists k. k \geq 0 \wedge x - 2k = 0 \end{aligned}$$

i.e., the loop terminates provided that it begins in a state where x is a non-negative even number. \square

6.2 Phase analysis

This section describes a *phase analysis* combinator that improves the precision of a given mortal precondition operator. The idea is to extract a *phase transition graph* from a transition formula, in which each vertex represents a phase of a loop, and each edge represents a phase transition. Using the algebraic framework from Section 5 and a given mortal precondition operator mp , we compute a mortal precondition for the phase transition graph, which (under mild assumptions) is guaranteed to be weaker than applying mp to the original transition formula. An important feature of phase analysis is that it can address the challenge of generating conditional termination arguments: even if some phases do not terminate, we can still use phase analysis to synthesize non-trivial mortal preconditions.

Let F be a transition formula. We say that a transition formula p is *F-invariant* if, should some transition of F satisfy p , then so too must any subsequent transition; that is, the following entailment holds:

$$\begin{aligned} (F \wedge p) \wedge F[\text{Var}, \text{Var}' \mapsto \text{Var}', \text{Var}''] \\ \models p[\text{Var}, \text{Var}' \mapsto \text{Var}', \text{Var}''] . \end{aligned}$$

Let P be a fixed set of transition formulas (e.g., in our implementation, we take P to be the set of all direction predicates, $P = \{x \bowtie x' : x \in \text{Var}, \bowtie \in \{<, =, >\}\}$). Let $I(F, P)$ denote the F -invariant subset of P ; $I(F, P)$ can be computed by checking the invariance condition for each formula in P using an SMT solver. The set of predicates $I(F, P)$ defines a partition $\mathcal{P}(F, P)$ of the set of transitions of F , where each cell corresponds to a valuation of the predicates in P (i.e., each cell has the form $F \wedge \left(\bigwedge_{p \in X} p \right) \wedge \left(\bigwedge_{p \in I(F, P) \setminus X} \neg p \right)$, where X is a subset of $I(F, P)$). Since the predicates in $I(F, P)$ are F -invariant, this partition has the property that any infinite

computation of F must eventually lie within a single cell of the partition.

Define the *phase transition graph* $\text{Phase}(F, P)$ to be a labeled control flow graph where the vertices are the cells of the partition $\mathcal{P}(F, P)$ plus a root vertex s , and which has the following properties: (1) each cell has a self-loop, labeled by the cell (2) if cell F_j can immediately follow F_i (i.e., $F_i \circ F_j$ is satisfiable), there is an edge from F_i to F_j with each edge labeled 1^{TF} (3) there is an edge from s to every cell, labeled by 1^{TF} . The idea is that any infinite sequence $s_0 \rightarrow_F s_1 \rightarrow_F \dots$ corresponds to an ω -path starting from s in G . Observe that this property is maintained if we relax conditions (2) and (3) so that we require only 1^{TF} -labeled *paths* rather than edges; call a phase transition graph *reduced* if it satisfies the relaxed conditions, and the number of edges is minimal. An algorithm that constructs a reduced phase transition graph is given in Algorithm 3.

1 Subroutine *phase-transition-graph*(F, P) **begin**

Input : Formula F , set of transition predicates P

Output: Reduced phase transition graph for F and P

/ S is the set of literals for F-invariant predicates in P */*

2 $S \leftarrow I(F, P) \cup \{\neg p : p \in I(F, P)\};$

/ Compute the cells of $\mathcal{P}(F, P)$ */*

3 $n \leftarrow 0;$

4 **while** $F \wedge \bigwedge_{i=1}^n \neg F_i$ is SAT **do**

5 Select a model t with $t \models F \wedge \bigwedge_{i=1}^n \neg F_i$;

6 $n \leftarrow n + 1;$

7 $F_n \leftarrow F \wedge \bigwedge \{p \in S : t \models p\};$

/ Compute phase transitions */*

8 Sort F_1, \dots, F_n by # of positive literals;

9 $E \leftarrow \{\};$

10 **for** $i = 2$ to n **do**

11 **for** $j = i - 1$ **downto** 1 **do**

12 **if** $\langle F_j, F_i \rangle \notin E^*$ and $F_j \circ F_i$ is SAT **then**

13 $E \leftarrow E \cup \{\langle F_j, F_i \rangle\};$

/ Connect virtual start node s to unreachable vertices */*

14 $E \leftarrow E \cup \{\langle s, F_i \rangle : \nexists j. \langle F_j, F_i \rangle \in E\};$

15 $E \leftarrow E \cup \{\langle F_i, F_i \rangle : 1 \leq i \leq n\};$ */* Add self-loops */*

16 $L \leftarrow \lambda(F_i, F_j). \text{if } i = j \text{ then } F_i \text{ else } 1^{\text{TF}};$

17 **return** $\langle \langle \{s, F_1, \dots, F_n\}, E, s \rangle, L \rangle$

Algorithm 3: Phase transition graph construction

We now define the phase analysis combinator. Suppose that mp is a mortal precondition operator; define the mortal precondition operator $mp_{\text{Phase}(P, mp)}$ as follows. Let F be a transition formula. Construct the (reduced) phase transition graph $G = \langle V, E, s \rangle, L$ using Algorithm 3. Compute an ω -path expression $\text{PathExp}_G^\omega(s)$ for G as in Section 4. Define an abstract interpretation $\mathcal{T} \triangleq \langle \text{TF}, \text{MP}, L \rangle$, where the $(-)^{\omega^{\text{MP}}}$ operator is taken to be mp . Finally, define

$$mp_{\text{Phase}(P, mp)}(F) \triangleq \mathcal{T}^\omega[\text{PathExp}_G^\omega(s)] .$$

Theorem 6.2 (Soundness). *Let mp be a mortal precondition operator and let P be a set of transition predicates. Then $mp_{Phase(P, mp)}$ is a mortal precondition operator.*

Theorem 6.3 (Monotonicity). *Let mp be a monotone mortal precondition operator and let P be a set of transition predicates. Suppose that for any transition formula F , we have $wp(F^*, mp(F)) = mp(F)$. Then the mortal precondition operator $mp_{Phase(P, mp)}$ is monotone.*

Example 6.4 Consider the loop in Figure 3. The loop does not always terminate, so mp_{LLRF} (Example 3.2) computes a trivial mortal precondition ($x \leq 0$). However, we observe that the loop exhibits phase structure: once we execute the **then** branch, we cannot ever execute the **else** branch; the opposite is also true. Within the **then** branch, the variable x may increase (or remain constant) for some transient period, but then must ultimately decrease. This structure is depicted in the phase transition graph in Figure 3c.

Although the original loop has no linear lexicographic ranking function, the two phases in the **then** branch do: $-y$ is a ranking function for phase a and x is ranking function for phase b . The **else** branch does not, and so mp_{LLRF} generates a mortal precondition $x \leq 0 \vee f \geq 0$ (which is the trivial mortal precondition for phase m , but is a precise description of the mortal states of the original loop). Thus, by computing the mortal precondition of the loop using its phase graph rather than applying the mortal precondition operator to the loop itself, we get a weaker mortal precondition. \perp

6.3 Combining mortal precondition operators

State-of-the-art termination analyzers often use a portfolio of techniques to prove termination. Heuristics for selecting among appropriate techniques in a portfolio can be another source of unpredictable (non-monotone) behavior. A feature of our framework is that it makes it easy to combine the strengths of different termination analyses without such heuristics.

Suppose that mp_1 and mp_2 are mortal precondition operators. Then we can combine mp_1 and mp_2 into a single mortal precondition operator $mp_1 \otimes mp_2$ by defining

$$(mp_1 \otimes mp_2)(F) \triangleq mp_1(F) \vee mp_2(F);$$

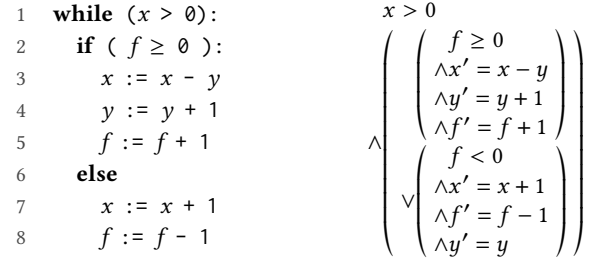
if mp_1, mp_2 are monotone, then so too is $mp_1 \otimes mp_2$.

In fact, monotonicity allows us to do better. Define a second combinator by

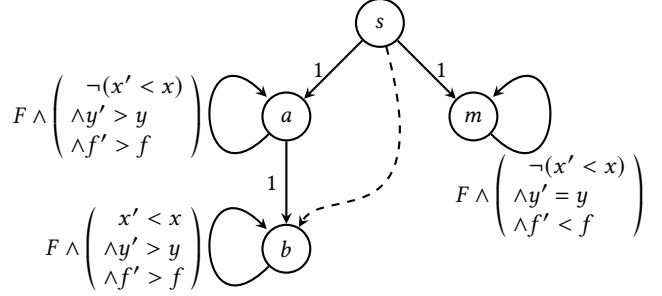
$$(mp_1 \ltimes mp_2)(F) \triangleq mp_2(F \wedge \neg mp_1(F)).$$

The intuition is that $mp_1 \ltimes mp_2$ is an *ordered* product, which ask mp_2 only to find a mortal precondition for the region of the state space that mp_1 cannot prove to be mortal. If suppose that for all F we have $pre(F) \models mp_2(F)$, then we have

$$(mp_1 \otimes mp_2)(F) \models (mp_1 \ltimes mp_2)(F).$$



(a) A loop with phase structure (b) Loop transition formula, F



(c) Phase transition graph for F . Solid edges form a reduced phase transition graph.

Figure 3. Analysis of a loop with a phase structure.

7 Evaluation

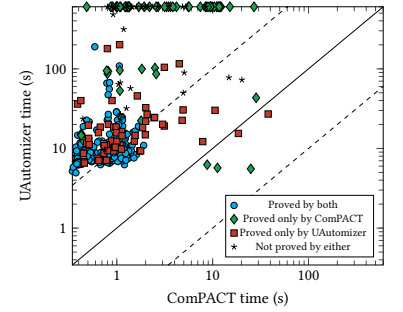
In our tool ComPACT (**Compositional and Predictable Analysis for Conditional Termination**), we have implemented the algebraic program analysis framework (Sections 4 and 5), two mortal precondition operators mp_{LLRF} (Example 3.2) and mp_{exp} (Section 6.1), and the combinator mp_{phase} (Section 6.2). ComPACT's default mortal precondition operator is $mp_{phase}(P, mp_{LLRF} \ltimes mp_{exp})$ (where P is a set of direction predicates, $P \triangleq \{x \bowtie x' : x \in \text{Var}, \bowtie \in \{<, =, >\}\}$). We compare ComPACT against Ultimate Automizer[24], 2LS[14], and CPAChecker[37], the top three placing competitors in the termination category of SV-COMP 2020. We also compare with Termite [29], which implements a complete procedure for linear lexicographic ranking function (LLRF) synthesis, to evaluate the effectiveness of our algebraic framework. With the exception of 2LS, all tools treat variables as unbounded integers.

Environment. We ran all experiments in a virtual machine with Ubuntu 18.04 and kernel version 5.3.0 – 62, with a single-core Intel Core i5-7267U @ 3.10GHz CPU and 3 GB of RAM. All tools were run with a time limit of 10 minutes. CPAChecker is run with a heap memory limit of 2500 MB.

Benchmark design. We tested on a suite of 413 programs divided into 4 categories. The termination, bitprecise,

benchmark	#tasks	ComPACT		2LS		UAutomizer		Termite		CPAChecker	
		#correct	time	#correct	time	#correct	time	#correct	time	#correct	time
termination	171	141	101.1	115	1937.1	161	4766.1	79	982.4	126	12153.8
bitprecise	170	115	291.8	112	1911.2	121	26817.5	4	172.3	89	30064.2
recursive	42	31	116.6	-	-	29	1580.2	-	-	23	596.2
polybench	30	30	286.1	0	7640.2	0	16244.6	27	39.2	0	4201.4
Total	413	317	795.7	227	11488.5	311	49408.5	110	1193.9	238	47015.6

(a) Termination verification benchmarks; time in seconds.



(b) ComPACT vs. UAutomizer

Figure 4. Evaluation of ComPACT vs. state of the art

benchmark	#tasks	ComPACT		Using mp_{LLRF} as base operator				Using mp_{exp} as base operator			
		#correct	time	LLRF only		LLRF + phase		exp only		exp + phase	
		#correct	time	#correct	time	#correct	time	#correct	time	#correct	time
termination	171	141	101.1	119	73.7	138	82.1	109	75.3	129	98.9
bitprecise	170	115	291.8	104	155.4	115	188.1	102	376.9	113	442.4
recursive	42	31	116.6	15	34.3	22	46.2	24	40.3	31	86.7
polybench	30	30	286.1	30	96.6	30	187.5	30	109.3	30	584.7
Total	413	317	795.7	268	360.0	305	504.0	265	601.8	303	1212.8

Table 1. Contributions of different components implemented in ComPACT; time in seconds.

and recursive suites contain small programs with challenging termination arguments, while the polybench suite contains larger real-world programs that have relatively simple termination arguments. The termination category consists of the *non-recursive, terminating* benchmarks in the Termination-MainControlFlow suite from the Competition on Software Verification (SV-COMP) 2020. The recursive category consists of the *recursive, terminating* benchmarks from Termination-MainControlFlow plus the recursive directory. The bitprecise category consists of the same benchmarks as the termination category, except that bounded integer semantics are encoded into unbounded integer semantics for a more accurate comparison with 2LS (minus one task, which Ultimate Automizer was able to prove to be non-terminating). Since signed overflow is undefined in C, proving termination necessitates proving absence of signed overflow. The encoding was performed by using goto-instrument [2, 3] to instrument the code with checks for signed overflow that enter an infinite loop on failure. The polybench suite contains moderately sized kernels for numerical algorithms.

How does ComPACT compare with the state-of-the-art? The comparison of all tools across all test suites is shown in Figure 4a. For the termination and bitprecise suites, Ultimate Automizer proves the most tasks, but uses

significantly more time than ComPACT (Figure 4b). For the other two benchmark suites ComPACT proves the termination of most tasks among all the tools compared. Note that 2LS and Termite do not handle recursive programs, so we exclude them from the recursive suite. None of 2LS, Ultimate Automizer, or CPAChecker can solve any of the polybench benchmarks—they run out of time or memory. Demonstrating the value of compositionality, ComPACT has a relatively stable running time across all benchmarks, and can scale to handle the polybench suite.

How does each component contribute to ComPACT’s capability? ComPACT implements two mortal precondition operators: LLRF-based mortal precondition operator mp_{LLRF} (LLRF), transitive closure based mp_{exp} (exp), and the phase analysis (phase) combinator. We next evaluate how each component contributes to ComPACT’s ability to prove termination. Table 1 shows the result of measuring how many benchmarks can each component handle when it is run in isolation.

For the polybench benchmark, all components solve all tasks, demonstrating that each is capable of producing easy termination arguments for moderately-sized benchmarks. Observe that phase analysis improves the precision of both mp_{LLRF} and mp_{exp} . It is also interesting to compare the LLRF column with the Termite results in Figure 4a, since both

implement the same base procedure but “lift” it to programs with complex control flow differently. This comparison demonstrates the advantage of compositional summarization of nested loops, and also suggests that precision loss due to compositionality, i.e., synthesizing LLRFs without supporting invariants, is not substantial.

8 Related work

Summarization for termination. At a high level, our procedure proves that a loop terminates by first computing a transition formula that summarizes the behavior of its body, and then performing termination analysis on the transition formula. There are several approaches to termination analysis that similarly apply summarization to handle nested loops and procedure calls [8, 14, 47, 51]. There are various ways of formulating such an analysis. Berdine et al. [8] generates loop body summaries using a program transformation and a conventional state-based invariant generator (e.g., polyhedra analysis). Tsitovich et al. [47] takes an approach more similar to ours: summarization is an operation that replaces a subgraph of a control flow graph by edges that summarize that subgraph, and it is applied recursively to summarize nested loops. We take an algebraic view, inspired by Tarjan [45, 46], in which we generate an ω -regular expression representing the paths through a program and then define the analysis by recursion on that expression.

The contribution of Section 5 is to provide a unified framework in which these analyses can be understood. In view of the algebraic framework, prior work can be understood in terms of (1) the method used to summarize loops (i.e, the $(-)^*$ operator), and (2) the method used to prove termination (i.e, the $(-)^{\omega}$ operator). A concrete benefit of our framework in light of this prior work is that our approach handles recursive procedures and irreducible control flow, which are not supported by some of the prior approaches (including 2LS) [14, 47, 51].

Complete ranking function synthesis. A ranking function synthesis algorithm is *complete* if it is guaranteed to find a ranking function for a loop if one exists. Such techniques are related to our work in that we sought a termination analysis for which we can make guarantees about its behavior. Complete ranking function synthesis algorithms exist for a variety of classes of ranking functions, such as linear [38], linear-lexicographic [11], nested [36], multi-phase [7], ...). These algorithms apply only to very restricted classes of loops, and in particular there are no complete ranking function synthesis algorithms that operate on nested loops or recursive procedures. The seminal work on TERMINATOR gives a general method for applying complete ranking function synthesis algorithms to general programs by using them in a counter-example guided refinement loop [20]. Our framework of *algebraic termination analysis* provides another general method, which allows the theoretical guarantee of

completeness to carry over to a *monotonicity* guarantee for the whole analysis.

Conditional termination. In a compositional setting, and in particular the algebraic framework of Section 5, it is natural to formulate the termination problem as the problem of finding a sufficient condition under which a fragment of code is guaranteed to terminate (i.e., a *mortal precondition*), rather than the decision problem of universal termination. Section 6.2 gives a *monotone* approach to this problem that is based on exposing the phase structure of loop.

Bozga et al. [10] is closest to our work in that they give an algorithm for which there are guarantees about its behavior beyond soundness, albeit for a limited class of loops. They give a technique for synthesizing the set of mortal states of a loop, provided a logical formula representing the exact transitive closure of that loop in a logical theory that admits quantifier elimination. In Section 6.1, we use a related idea to *under-approximate* the mortal states of a loop using an *over-approximation* of the transitive closure of the loop.

Other approaches to conditional termination include quantifier elimination [16], abstract interpretation [22, 48–50], abductive inference [35], conflict-driven learning [25], incremental backwards reasoning [28], and constraint-based methods [9]. Our approach is unique in that we provide a conditional termination analysis that is both monotone and can be applied to a general program model.

Control flow refinement. Section 6.2 defines a mortal precondition combinator that improves the precision of a given mortal precondition operator by exposing phase structure in loops. There are several related approaches for improving analysis results by program transformation [6, 23, 27, 30, 40, 41]. In particular, the *transition invariant predicates* from Section 6.2 are essentially a transition-predicate analogue of the (state-based) *splitter predicates* from [41]; our method for checking whether a candidate transition predicate is invariant and partitioning the transition space are new. Cyphert et al.’s work [23] on refinement of path expressions is closest to ours in that it is based on an algebraic program analysis and provides a guarantee of improvement. The refinement strategy is based on altering the path expression algorithm, whereas phase analysis alters the algebra of the analysis. Operating at the algebra level enables us to formulate and prove a monotonicity theorem.

9 Conclusion

This paper presents a termination analysis that is both *compositional* and *monotone*. We extended Tarjan [45, 46]’s path expression method from safety analysis to termination analysis, by using ω -regular expressions to represent languages of infinite paths and ω -algebras to interpret those expressions. One direction for future work is to apply this framework to other analyses that require reasoning about infinite and

potentially infinite paths, such as nontermination analysis, resource bound analysis, and verification of general temporal properties.

References

- [1] Elvira Albert, Puri Arenas, Samir Genaim, and Germán Puebla. 2008. Automatic Inference of Upper Bounds for Recurrence Relations in Cost Analysis. In *SAS*. 221–237.
- [2] Jade Alglave, Daniel Kroening, Vincent Nimal, and Michael Tautschnig. 2013. Software verification for weak memory via program transformation. In *European Symposium on Programming*. Springer, 512–532.
- [3] Jade Alglave, Daniel Kroening, and Michael Tautschnig. 2013. Partial orders for efficient bounded model checking of concurrent software. In *International Conference on Computer Aided Verification*. Springer, 141–157.
- [4] Corinne Ancourt, Fabien Coelho, and François Irigoin. 2010. A Modular Static Analysis Approach to Affine Loop Invariants Detection. *Electr. Notes Theor. Comp. Sci.* 267, 1 (Oct. 2010), 3–16.
- [5] Christel Baier and Joost-Pieter Katoen. 2008. *Principles of Model Checking*. The MIT Press.
- [6] G. Balakrishnan, S. Sankaranarayanan, F. Ivančić, and A. Gupta. 2009. Refining the Control Structure of Loops using Static Analysis. In *EMSOFT*.
- [7] A. M. Ben-Amram and S. Genaim. 2017. On Multiphase-Linear Ranking Functions. In *CAV*. 601–620.
- [8] Josh Berdine, Aziem Chawdhary, Byron Cook, Dino Distefano, and Peter O'Hearn. 2007. Variance analyses from invariance analyses. In *Proceedings of the 34th annual ACM SIGPLAN-SIGACT symposium on Principles of programming languages*. 211–224.
- [9] Cristina Borralleras, Marc Brockschmidt, Daniel Larraz, Albert Oliveras, Enric Rodríguez-Carbonell, and Albert Rubio. 2017. Proving Termination Through Conditional Termination. In *TACAS*, Axel Legay and Tiziana Margaria (Eds.). Springer Berlin Heidelberg, Berlin, Heidelberg, 99–117.
- [10] Marius Bozga, Radu Iosif, and Filip Konečný. 2012. Deciding Conditional Termination. In *TACAS*, Cormac Flanagan and Barbara König (Eds.). Springer Berlin Heidelberg, Berlin, Heidelberg, 252–266.
- [11] A. R. Bradley, Z. Manna, and H. B. Sipma. 2005. Linear ranking with reachability. In *CAV*. 491–504.
- [12] Marc Brockschmidt, Byron Cook, Samin Ishtiaq, Heidy Khlaaf, and Nir Piterman. 2016. T2: Temporal Property Verification. In *TACAS*. 387–393.
- [13] Q. Carbonneaux, J. Hoffmann, and Z. Shao. 2015. Compositional Certified Resource Bounds. In *PLDI*.
- [14] Hong-Yi Chen, Cristina David, Daniel Kroening, Peter Schrammel, and Björn Wachter. 2018. Bit-Precise Procedure-Modular Termination Analysis. *ACM Trans. Program. Lang. Syst.* 40, 1 (2018), 1:1–1:38. <https://doi.org/10.1145/3121136>
- [15] Byron Cook, Alexey Gotsman, Andreas Podelski, Andrey Rybalchenko, and Moshe Y. Vardi. 2007. Proving That Programs Eventually Do Something Good. In *POPL*. 265–276.
- [16] Byron Cook, Sumit Gulwani, Tal Lev-Ami, Andrey Rybalchenko, and Mooly Sagiv. 2008. Proving Conditional Termination. In *CAV*, Aarti Gupta and Sharad Malik (Eds.). Springer Berlin Heidelberg, Berlin, Heidelberg, 328–340.
- [17] Byron Cook, Heidy Khlaaf, and Nir Piterman. 2015. On Automation of CTL* Verification for Infinite-State Systems. In *CAV*. 13–29.
- [18] Byron Cook and Eric Koskinen. 2011. Making Prophecies with Decision Predicates. In *POPL*. 399–410.
- [19] Byron Cook and Eric Koskinen. 2013. Reasoning About Nondeterminism in Programs. In *PLDI*. 219–230.
- [20] Byron Cook, Andreas Podelski, and Andrey Rybalchenko. 2006. Termination Proofs for Systems Code. In *PLDI*. 415–426.
- [21] Byron Cook, Andreas Podelski, and Andrey Rybalchenko. 2009. Summarization for termination: no return! *Formal Methods in System Design* 35, 3 (2009), 369–387. <https://doi.org/10.1007/s10703-009-0087-8>
- [22] Patrick Cousot and Radhia Cousot. 2012. An Abstract Interpretation Framework for Termination. In *Proceedings of the 39th Annual ACM SIGPLAN-SIGACT Symposium on Principles of Programming Languages* (Philadelphia, PA, USA) (*POPL '12*). Association for Computing Machinery, New York, NY, USA, 245–258. <https://doi.org/10.1145/2103656.2103687>
- [23] John Cyphert, Jason Breck, Zachary Kincaid, and Thomas Reps. 2019. Refinement of Path Expressions for Static Analysis. *Proc. ACM Program. Lang.* 3, POPL, Article 45 (Jan. 2019), 29 pages. <https://doi.org/10.1145/3290358>
- [24] Daniel Dietsch, Matthias Heizmann, Alexander Nutz, Claus Schätzle, and Frank Schüssele. 2020. Ultimate Taipan with Symbolic Interpretation and Fluid Abstractions - (Competition Contribution). In *Tools and Algorithms for the Construction and Analysis of Systems - 26th International Conference, TACAS 2020, Held as Part of the European Joint Conferences on Theory and Practice of Software, ETAPS 2020, Dublin, Ireland, April 25–30, 2020, Proceedings, Part II (Lecture Notes in Computer Science, Vol. 12079)*, Armin Biere and David Parker (Eds.). Springer, 418–422. https://doi.org/10.1007/978-3-030-45237-7_32
- [25] Vijay D'Silva and Caterina Urban. 2015. Conflict-Driven Conditional Termination. In *CAV*, Daniel Kroening and Corina S. Păsăreanu (Eds.). Springer International Publishing, Cham, 271–286.
- [26] A. Farzan and Z. Kincaid. 2015. Compositional Recurrence Analysis. In *FMCAD*. IEEE, 57–64.
- [27] A. Flores-Montoya and R. Hähnle. 2014. Resource analysis of complex programs with cost equations. In *APLAS*.
- [28] Pierre Ganty and Samir Genaim. 2013. Proving Termination Starting from the End. In *CAV*. 397–412.
- [29] Laure Gonnord, David Monniaux, and Gabriel Radanne. 2015. Synthesis of Ranking Functions Using Extremal Counterexamples. *SIGPLAN Not.* 50, 6 (June 2015), 608–618. <https://doi.org/10.1145/2813885.2737976>
- [30] S. Gulwani, S. Jain, and E. Koskinen. 2009. Control-flow Refinement and Progress Invariants for Bound Analysis. In *PLDI*.
- [31] S. Gulwani, K.K. Mehra, and T.M. Chilimbi. 2009. SPEED: Precise and Efficient Static Estimation of Program Computational Complexity. In *POPL*.
- [32] S. Gulwani and F. Zuleger. 2010. The Reachability-bound Problem. In *PLDI*.
- [33] Zachary Kincaid, Jason Breck, John Cyphert, and Thomas Reps. 2019. Closed Forms for Numerical Loops. *Proc. ACM Program. Lang.* 3, POPL, Article 55 (Jan. 2019), 29 pages. <https://doi.org/10.1145/3290368>
- [34] Z. Kincaid, J. Cyphert, J. Breck, and T.W. Reps. 2018. Non-Linear Reasoning for Invariant Synthesis. *PACMPL* 2(POPL) (2018), 54:1–54:33.
- [35] Ton Chanh Le, Shengchao Qin, and Wei-Ngan Chin. 2015. Termination and Non-Termination Specification Inference. In *PLDI* (Portland, OR, USA) (*PLDI '15*). Association for Computing Machinery, New York, NY, USA, 489–498. <https://doi.org/10.1145/2737924.2737993>
- [36] J. Leike and M. Heizmann. 2014. Ranking Templates for Linear Loops. In *TACAS*. 172–186.
- [37] Sebastian Ott. 2016. *Implementing a Termination Analysis using Configurable Program Analysis*. Master's thesis. University of Passau.
- [38] A. Podelski and A. Rybalchenko. 2004. A Complete Method for the Synthesis of Linear Ranking Functions. In *VMCAI*. 239–251.
- [39] Thomas Reps, Mooly Sagiv, and Greta Yorsh. 2004. Symbolic Implementation of the Best Transformer. In *Verification, Model Checking, and Abstract Interpretation*, Bernhard Steffen and Giorgio Levi (Eds.). Springer Berlin Heidelberg, Berlin, Heidelberg, 252–266.
- [40] X. Rival and L. Mauborgne. 2007. The Trace Partitioning Abstract Domain. *TOPLAS*. 29, 5 (2007).

- [41] R. Sharma, I. Dillig, T. Dillig, and A. Aiken. 2011. Simplifying Loop Invariant Generation Using Splitter Predicates. In *CAV*.
- [42] Jake Silverman and Zachary Kincaid. 2019. Loop Summarization with Rational Vector Addition Systems. In *CAV*, Isil Dillig and Serdar Tasiran (Eds.). Springer International Publishing, Cham, 97–115.
- [43] Moritz Sinn, Florian Zuleger, and Helmut Veith. 2015. Difference Constraints: An Adequate Abstraction for Complexity Analysis of Imperative Programs. In *FMCAD*. 144–151.
- [44] Robert Endre Tarjan. 1979. Applications of Path Compression on Balanced Trees. *J. ACM* 26, 4 (Oct. 1979), 690–715. <https://doi.org/10.1145/322154.322161>
- [45] R. E. Tarjan. 1981. Fast Algorithms for Solving Path Problems. *J. ACM* 28, 3 (July 1981), 594–614.
- [46] R. E. Tarjan. 1981. A Unified Approach to Path Problems. *J. ACM* 28, 3 (July 1981), 577–593.
- [47] Aliaksei Tsitovich, Natasha Sharygina, Christoph M. Wintersteiger, and Daniel Kroening. 2011. Loop Summarization and Termination Analysis. In *Tools and Algorithms for the Construction and Analysis of Systems - 17th International Conference, TACAS 2011, Held as Part of the Joint European Conferences on Theory and Practice of Software, ETAPS 2011, Saarbrücken, Germany, March 26–April 3, 2011. Proceedings (Lecture Notes in Computer Science, Vol. 6605)*, Parosh Aziz Abdulla and K. Rustan M. Leino (Eds.). Springer, 81–95. https://doi.org/10.1007/978-3-642-19835-9_9
- [48] Caterina Urban. 2013. The Abstract Domain of Segmented Ranking Functions. In *SAS*, Francesco Logozzo and Manuel Fähndrich (Eds.). 43–62.
- [49] Caterina Urban and Antoine Miné. 2014. An Abstract Domain to Infer Ordinal-Valued Ranking Functions. In *European Symp. on Programming*, Zhong Shao (Ed.). Springer Berlin Heidelberg, Berlin, Heidelberg, 412–431.
- [50] Caterina Urban and Antoine Miné. 2014. A Decision Tree Abstract Domain for Proving Conditional Termination. In *SAS*, Markus Müller-Olm and Helmut Seidl (Eds.). Springer International Publishing, Cham, 302–318.
- [51] Florian Zuleger, Sumit Gulwani, Moritz Sinn, and Helmut Veith. 2011. Bound Analysis of Imperative Programs with the Size-Change Abstraction. In *Static Analysis - 18th International Symposium, SAS 2011, Venice, Italy, September 14–16, 2011. Proceedings (Lecture Notes in Computer Science, Vol. 6887)*, Eran Yahav (Ed.). Springer, 280–297. https://doi.org/10.1007/978-3-642-23702-7_22

A Proofs

First, we observe that **MP** and **TF** satisfy the following algebraic laws (where formulas are considered to be equal if they are logically equivalent):

Lemma A.1. $\langle \mathbf{TF}, +^{\mathbf{TF}}, \cdot^{\mathbf{TF}}, 0^{\mathbf{TF}}, 1^{\mathbf{TF}} \rangle$ is an idempotent semiring:

- $\cdot^{\mathbf{TF}}$ is associative and has $1^{\mathbf{TF}}$ as its identity
- $+^{\mathbf{TF}}$ is associative, commutative, idempotent, and has $0^{\mathbf{TF}}$ as its identity
- $\cdot^{\mathbf{TF}}$ distributes over $+^{\mathbf{TF}}$ (on the left and right)
- $F \cdot^{\mathbf{TF}} 0^{\mathbf{TF}} = 0^{\mathbf{TF}} \cdot^{\mathbf{TF}} F = 0^{\mathbf{TF}}$ for any F

Lemma A.2. **MP** is a module over **TF**:

- $+^{\mathbf{MP}}$ is associative, commutative, and idempotent
- $F \cdot^{\mathbf{MP}} (S_1 +^{\mathbf{MP}} S_2) = (F \cdot^{\mathbf{MP}} S_1) +^{\mathbf{MP}} (F \cdot^{\mathbf{MP}} S_2)$
- $(F_1 +^{\mathbf{TF}} F_2) \cdot^{\mathbf{MP}} S = (F_1 \cdot^{\mathbf{MP}} S) +^{\mathbf{MP}} (F_2 \cdot^{\mathbf{MP}} S)$
- $(F_1 \cdot^{\mathbf{TF}} F_2) \cdot^{\mathbf{MP}} S = F_1 \cdot^{\mathbf{MP}} (F_2 \cdot^{\mathbf{MP}} S)$
- $1^{\mathbf{TF}} \cdot^{\mathbf{MP}} S = S$

Since $+^{\mathbf{TF}}$ is associative, commutative, and idempotent, it defines a partial order relation $\leq^{\mathbf{TF}}$, where $F \leq^{\mathbf{TF}} G$ iff $F +^{\mathbf{TF}} G = G$. Observe that since $+^{\mathbf{TF}}$ is disjunction, $\leq^{\mathbf{TF}}$ coincides with logical entailment. Similarly, $+^{\mathbf{MP}}$ defines a partial order $\leq^{\mathbf{MP}}$, which coincides with *reverse* logical entailment. From Lemmas A.1 and Lemma A.2, we see that the operations $+^{\mathbf{TF}}$, $\cdot^{\mathbf{TF}}$, $+^{\mathbf{MP}}$, and $\cdot^{\mathbf{MP}}$ are monotone with respect to these orders. We will show monotonicity of $\cdot^{\mathbf{MP}}$; the other operators are similar. Suppose that $F_1 \leq^{\mathbf{TF}} F_2$ and $S_1 \leq^{\mathbf{MP}} S_2$ —we wish to show that $F_1 \cdot^{\mathbf{MP}} S_1 \leq^{\mathbf{MP}} F_2 \cdot^{\mathbf{MP}} S_2$:

$$\begin{aligned}
 F_2 \cdot^{\mathbf{MP}} S_2 &= (F_1 +^{\mathbf{TF}} F_2) \cdot^{\mathbf{MP}} S_2 && \text{Since } F_1 \leq^{\mathbf{TF}} F_2 \\
 &= (F_1 \cdot^{\mathbf{MP}} S_2) +^{\mathbf{MP}} (F_2 \cdot^{\mathbf{MP}} S_2) && \text{Lemma A.2} \\
 &\geq^{\mathbf{MP}} F_1 \cdot^{\mathbf{MP}} S_2 \\
 &= F_1 \cdot^{\mathbf{MP}} (S_1 +^{\mathbf{MP}} S_2) && \text{Since } S_1 \leq^{\mathbf{MP}} S_2 \\
 &= (F_1 \cdot^{\mathbf{MP}} S_1) +^{\mathbf{MP}} (F_1 \cdot^{\mathbf{MP}} S_2) && \text{Lemma A.2} \\
 &\geq^{\mathbf{MP}} F_1 \cdot^{\mathbf{MP}} S_1
 \end{aligned}$$

Let $P = \langle G, L \rangle$ be a labeled control flow graph, with $G = \langle V, E, r \rangle$. Define a computation to be a sequence $\tau = \langle v_0, s_0 \rangle \langle v_1, s_1 \rangle \dots \langle v_n, s_n \rangle \in (V \times \text{State})^*$ such that for all i we have $\langle v_i, v_{i+1} \rangle \in E$ and $[s_i, s_{i+1}] \models L(v_i, v_{i+1})$. Define an ω -computation to be an infinite sequence in $(V \times \text{State})^\omega$ such that every finite prefix is a computation. For a computation $\tau = \langle v_0, s_0 \rangle \langle v_1, s_1 \rangle \dots \langle v_n, s_n \rangle$, define its underlying path to be $\text{path}(\tau) \triangleq \langle v_0, v_1 \rangle \langle v_1, v_2 \rangle \dots \langle v_{n-1}, v_n \rangle$; define path^ω analogously for ω -computations.

Lemma A.3. Let P be a labeled control flow graph, let $\tau = \langle v_0, s_0 \rangle \langle v_1, s_1 \rangle \dots \langle v_n, s_n \rangle$ be a computation of P , and let $e \in \text{RegExp}(E)$. If e recognizes $\text{path}(\tau)$, then $[s_0, s_n] \models \mathcal{T}[\![e]\!]$.

Proof. By induction on e .

- Case e is $\langle u, v \rangle$: Since e recognizes $\text{path}(\tau)$, τ must take the form $\langle u, s \rangle \langle v, s' \rangle$ with $[s, s'] \models Lu, v = \mathcal{T}[\![\langle u, v \rangle]\!]$.
- Case e is 0: trivial—0 does not recognize any paths.
- Case e is 1: 1 recognizes only the empty path, so τ must have the form $\langle v_0, s_0 \rangle$, and $[s_0, s_0] \models 1^{\mathbf{TF}} = \mathcal{T}[\![1]\!]$.
- Case e is $e_1 e_2$: Since e recognizes $\text{path}(\tau)$, there is some m such that e_1 recognizes $\text{path}(\langle v_0, s_0 \rangle \dots \langle v_m, s_m \rangle)$ and e_2 recognizes $\text{path}(\langle v_m, s_m \rangle \dots \langle v_n, s_n \rangle)$. By the induction hypothesis, $[s_0, s_m] \models \mathcal{T}[\![e_1]\!]$ and $[s_m, s_n] \models \mathcal{T}[\![e_2]\!]$. It follows that $[s_0, s_n] \models \mathcal{T}[\![e_1]\!] \circ \mathcal{T}[\![e_2]\!] = \mathcal{T}[\![e_1 e_2]\!]$.
- Case e is e_1^* : Since e recognizes $\text{path}(\tau)$, there is some $i_0 = 0, i_1, \dots, i_m = n$ such that e_1 recognizes the path $\text{path}(\langle v_{i_j}, s_{i_j} \rangle \dots \langle v_{i_{j+1}}, s_{i_{j+1}} \rangle)$ for each j . By the induction hypothesis, we have

$$s_{i_0} \rightarrow_{\mathcal{T}[\![e_1]\!]} s_{i_1} \rightarrow_{\mathcal{T}[\![e_1]\!]} \dots \rightarrow_{\mathcal{T}[\![e_1]\!]} s_{i_n},$$

and so $s_0 \rightarrow_{\mathcal{T}[\![e_1]\!]}^* s_n$. Since $\rightarrow_{\mathcal{T}[\![e_1]\!]}^* \subseteq \rightarrow_{\mathcal{T}[\![e_1]\!]}^*$, we have $[s_0, s_n] \models \mathcal{T}[\![e_1]\!]^* = \mathcal{T}[\![e_1^*]\!]$. □

Lemma A.4. Let P be a labeled control flow graph, let $\tau = \langle v_0, s_0 \rangle \langle v_1, s_1 \rangle \dots$ be an ω -computation of P , and let $f \in \omega\text{-RegExp}(E)$. If f recognizes $\text{path}^\omega(\tau)$, then $s_0 \models \mathcal{T}^\omega[f]$.

Proof. By induction on f .

- Case f is e^ω : Since f recognizes $\text{path}^\omega(\tau)$, there is a sequence $0 = i_0, i_1, i_2, \dots$ such that e recognizes the path $\langle v_{i_j}, v_{i_{j+1}} \rangle \dots \langle v_{i_{j+1}-1}, v_{i_{j+1}} \rangle$ for all j . By Lemma A.3, we have $[s_{i_j}, s_{i_{j+1}}] \models \mathcal{T}[e]$ for all j . It follows that

$$s_{i_0} \rightarrow_{\mathcal{T}[e]} s_{i_1} \rightarrow_{\mathcal{T}[e]} s_{i_2} \dots$$

is an infinite computation in $\mathcal{T}[e]$, and so $s_0 = s_{i_0}$ is not a mortal state of $\mathcal{T}[e]$. Since $(-)^{\omega\text{MP}}$ is a mortal precondition operator, have $s_0 \models \mathcal{T}^\omega[e^\omega] = \mathcal{T}[e]^{\omega\text{MP}}$.

- Case f is $f_1 + f_2$: Since f recognizes $\text{path}^\omega(\tau)$, we must have f_1 or f_2 recognize $\text{path}^\omega(\tau)$. Without loss of generality, suppose f_1 recognizes $\text{path}^\omega(\tau)$. By the induction hypothesis, $s_0 \models \mathcal{T}^\omega[f_1]$, and therefore $s_0 \models \mathcal{T}^\omega[f] = \mathcal{T}^\omega[f_1] \wedge \mathcal{T}^\omega[f_2]$.
- Case f is $e \cdot f'$: Since f recognizes $\text{path}^\omega(\tau)$, there is some m such that e recognizes $\langle v_0, v_1 \rangle \dots \langle v_m, v_{m+1} \rangle$ and f' recognizes $\langle v_m, v_{m+1} \rangle \langle v_{m+1}, v_{m+2} \rangle \dots$. By Lemma A.3, we have $[s_0, s_m] \models \mathcal{T}[e]$ and by the induction hypothesis we have $s_m \models \mathcal{T}^\omega[f']$. It follows that $s_0 \models \mathcal{T}^\omega[e \cdot f'] = \text{wp}(\mathcal{T}[e], \mathcal{T}^\omega[f'])$. \square

Proposition 5.1 (Soundness). Let $P = \langle G, L \rangle$ be a labeled CFG, let r be the root of G , and let $\text{PathExp}_G^\omega(r)$ be an ω -path expression recognizing $\text{Paths}_G^\omega(r)$. Then $\mathcal{T}^\omega[\text{PathExp}_G^\omega(r)]$ is a mortal precondition for $\text{TS}(P)$, in the sense that for any $s \models \mathcal{T}^\omega[\text{PathExp}_G^\omega(r)]$, we have that $\langle r, s \rangle$ is a mortal state of $\text{TS}(P)$. In particular, if $\mathcal{T}^\omega[\text{PathExp}_G^\omega(r)]$ is valid, then the program P has no infinite executions.

Proof. We show the contrapositive. If $\langle r, s \rangle$ is not mortal, then there is an ω -computation τ of P beginning with $\langle r, s \rangle$. Since $\text{PathExp}_G^\omega(r)$ recognizes all ω -paths beginning at r , it must recognize $\text{paths}^\omega(\tau)$. By Lemma A.4 we have $s \models \mathcal{T}^\omega[\text{PathExp}_G^\omega(r)]$. \square

Proposition 5.2 (Monotonicity). Suppose that mp is a monotone mortal precondition operator, and \mathbf{MP} and \mathbf{TF} are defined as above. Let $f \in \omega\text{-RegExp}(E)$, and let $L_1, L_2 : E \rightarrow \mathbf{TF}$ be semantic functions such that for all $e \in E$, $L_1(e) \models L_2(e)$. Define $\mathcal{T}_1 \triangleq \langle \mathbf{TF}, \mathbf{MP}, L_1 \rangle$ and $\mathcal{T}_2 \triangleq \langle \mathbf{TF}, \mathbf{MP}, L_2 \rangle$. Then $\mathcal{T}_2^\omega[f] \models \mathcal{T}_1^\omega[f]$.

Proof. By induction on f . The base case is immediate from the assumption that $L_1(\langle u, v \rangle) \models L_2(\langle u, v \rangle)$ for all $\langle u, v \rangle \in E$. The inductive steps follow from monotonicity of all the operations of \mathbf{TF} (Lemma A.1, Lemma 3.1) and \mathbf{MP} (Lemma A.2 and the assumption that mp is monotone). \square

A.1 Phase analysis

We first prove some properties of our over-approximating transitive closure operator \star .

Lemma A.5. For any transition formula $F \in \mathbf{TF}$, state formula $S \in \mathbf{MP}$, we have

$$1^{\mathbf{TF}} \models F^\star \quad (1)$$

$$F^\star = F^\star \circ F^\star \quad (2)$$

$$F^\star \cdot^{\mathbf{MP}} S \models S \quad (3)$$

In the following, let $\text{PTG}(F, P)$ denote the phase transition graph for the formula F and set of predicates P .

Theorem 6.2 (Soundness). Let mp be a mortal precondition operator and let P be a set of transition predicates. Then $mp_{\text{Phase}(P, mp)}$ is a mortal precondition operator.

Proof. Let F be a transition formula, and let $G = \text{PTG}(F, P)$. Let r be the root of G . Towards the contrapositive, suppose that there is an infinite F computation $s_0 \rightarrow_F s_1 \rightarrow_F s_2 \dots$. For each pair of states $[s_i, s_{i+1}]$, there is a unique cell $c_i \in \mathcal{P}(F, P)$ such that $[s_i, s_{i+1}]$ (since $\mathcal{P}(F, P)$ is a partition of the transitions of F). Since for each i , we have $s_i \rightarrow_F s_{i+1} \rightarrow_F s_{i+2}$, $[s_i, s_{i+1}] \models c_i$ and $[s_{i+1}, s_{i+2}] \models c_{i+1}$, we have that $c_i \circ c_{i+1}$ is satisfiable, and so there is a $1^{\mathbf{TF}}$ -labelled path from c_i to c_{i+1} in G . Finally, there is a $1^{\mathbf{TF}}$ -labelled path from r to c_0 . It follows that there is an infinite execution of $\text{TS}(G)$ starting from $\langle s_0, r \rangle$, and so by Proposition 5.1 we have $s_0 \not\models \mathcal{T}^\omega[\text{PathExp}_G^\omega(r)]$. \square

Now we move on to prove the monotonicity of phase analysis. First we define *canonical form* of path expressions and prove some related results.

Definition A.6. An ω -path expression P is in canonical form if it has form

$$(P_1^* P_2^* \dots P_n^*) L^\omega$$

where P_i 's and L are letters. The transition formula part $P_1^* P_2^* \dots P_n^*$ is called the *stem* and the expression L^ω is called the *body*.

Let $\mathcal{L}^\omega(f)$ denote the language recognized by the ω -path expression f . For an ω -path expression f for a phase transition graph $\text{PTG}(F, P)$, define $h_1(f)$ to be the ω -regular expression obtained by deleting phase transition edges (recall: phase transition edges are labelled with $1^{\mathbf{TF}}$ —the loops of the phase transition graph contain all of its significant content). Clearly, we have $\mathcal{T}^\omega[f] = \mathcal{T}^\omega[h_1(f)]$.

Lemma A.7 (Canonical form of path expression). Let F be a transition formula, P be a set of predicates, $G = \text{PTG}(F, P)$, and r be the root of G . There exists canonical form path expressions P_1, \dots, P_N such that

$$\mathcal{L}^\omega(h_1(\text{PathExp}_G^\omega(r))) = \mathcal{L}^\omega(P_1 + P_2 + \dots + P_N)$$

Furthermore, we have

$$\mathcal{T}^\omega[\text{PathExp}_G^\omega(r)] = \mathcal{T}^\omega[P_1 + P_2 + \dots + P_N].$$

Proof. By structural induction on $\text{PathExp}_G^\omega(r)$ and Lemma A.1 and A.2. \square

Lemma A.8. Suppose that $P = c_1^* \cdots c_k^* c_{k+1}^\omega$ is a canonical path expression and $\mathcal{L}^\omega(P) \subseteq \mathcal{L}^\omega(Q_1 + Q_2 + \dots + Q_n)$ where each Q_i is also a canonical path. Then there exists some Q_i such that $\mathcal{L}^\omega(P) \subseteq \mathcal{L}^\omega(Q_i)$.

Lemma A.9. Suppose that $P = c_1^* \cdots c_k^* c_{k+1}^\omega$ and $Q = d_1^* \cdots d_\ell^* d_{\ell+1}^\omega$ are canonical path expressions such that $\mathcal{L}^\omega(P) \subseteq \mathcal{L}^\omega(Q)$. Then there is a monotone map $f : \{1, \dots, k+1\} \rightarrow \{1, \dots, \ell+1\}$ such that $f(k+1) = \ell+1$ and $c_i = d_{f(i)}$ for all i .

Lemma A.10. Let F be a transition formula, P be a set of predicates, let $G = \text{PTG}(F)$, and let r be the root of G . Let $c_1, c_2, \dots, c_k, c_{k+1}$ be a sequence of cells such that for every $i \in [k]$, $c_i \circ c_{i+1}$ is satisfiable. Suppose that for any transition formula F , $\text{wp}(F^*, \text{mp}(F)) = \text{mp}(F)$. Then we have

$$\mathcal{T}^\omega[\text{PathExp}_G^\omega(r)] \models \mathcal{T}^\omega[(c_1^* \dots c_k^*)c_{k+1}^\omega]$$

Proof. We first show that

$$\mathcal{L}^\omega((c_1^* \dots c_k^*)c_{k+1}^\omega) \subseteq \mathcal{L}^\omega(h_1(\text{PathExp}_G^\omega(r)))$$

Since all $c_i \circ c_{i+1}$ are satisfiable, we know that in the phase transition graph there exists paths all with label 1^{TF} from c_i to c_{i+1} for all i , and also from the root of the phase transition graph to c_1 . It follows that every string in $\mathcal{L}^\omega((c_1^* \dots c_k^*)c_{k+1}^\omega)$ is recognized by $h_1(\text{PathExp}_G^\omega(r))$.

According to Lemma A.7, there exist canonical path expressions Q_1, \dots, Q_N such that

$$\mathcal{L}^\omega(h_1(\text{PathExp}_G^\omega(r))) = \mathcal{L}^\omega(Q_1 + \dots + Q_N).$$

By Lemma A.8, there exists Q_i such that

$$\mathcal{L}^\omega((c_1^* \dots c_k^*)c_{k+1}^\omega) \subseteq \mathcal{L}^\omega(Q_i)$$

Let $Q_i = d_1^* \dots d_\ell^* d_{\ell+1}^\omega$. By Lemma A.9, there is a monotone map $f : \{1, \dots, k+1\} \rightarrow \{1, \dots, \ell+1\}$ such that $f(k+1) = \ell+1$ and $c_i = d_{f(i)}$ for all i . Let $P = (c_1^* \dots c_k^*)c_{k+1}^\omega$.

We now prove that $\mathcal{T}^\omega[Q_i] \models \mathcal{T}^\omega[P]$ by induction. Specifically we prove that for all $1 \leq i \leq k+1$,

$$\mathcal{T}^\omega[d_{f(i)}^* \dots d_\ell^* d_{\ell+1}^\omega] \models \mathcal{T}^\omega[c_i^* \dots c_k^* c_{k+1}^\omega]$$

The base case, $i = k+1$, is trivial. Since $c_{k+1} = d_{\ell+1}$, we have $\mathcal{T}^\omega[d_{\ell+1}^\omega] \models \mathcal{T}^\omega[c_{k+1}^\omega]$.

Now we need to prove the induction step. Assuming the statement is true for i :

$$\mathcal{T}^\omega[d_{f(i)}^* \dots d_\ell^* d_{\ell+1}^\omega] \models \mathcal{T}^\omega[c_i^* \dots c_k^* c_{k+1}^\omega]$$

We need to prove it for $i-1$:

$$\mathcal{T}^\omega[d_{f(i-1)}^* \dots d_\ell^* d_{\ell+1}^\omega] \models \mathcal{T}^\omega[c_{i-1}^* \dots c_k^* c_{k+1}^\omega]$$

There are 3 separate cases to consider.

1. $f(i-1) = f(i) = f(k+1) = \ell+1$: In this scenario, the inductive hypothesis is

$$\mathcal{T}^\omega[d_{\ell+1}^\omega] \models \mathcal{T}^\omega[c_i^* \dots c_k^* c_{k+1}^\omega]$$

and we need to prove

$$\mathcal{T}^\omega[d_{\ell+1}^\omega] \models \mathcal{T}^\omega[c_{i-1}^* c_i^* \dots c_k^* c_{k+1}^\omega]$$

By the fact that $d_{f(i-1)} = d_{\ell+1} = c_{i-1}$ and the assumptions of this lemma, we have

$$\mathcal{T}^\omega[d_{\ell+1}^\omega] = \mathcal{T}^\omega[d_{\ell+1}^* d_{\ell+1}^\omega]$$

thus by Lemma A.2

$$\begin{aligned} \mathcal{T}^\omega[d_{\ell+1}^\omega] &= d_{\ell+1}^* \cdot^{\text{MP}} \mathcal{T}^\omega[d_{\ell+1}^\omega] \models c_{i-1}^* \cdot^{\text{MP}} \mathcal{T}^\omega[c_i^* \dots c_k^* c_{k+1}^\omega] \\ &= \mathcal{T}^\omega[c_{i-1}^* c_i^* \dots c_k^* c_{k+1}^\omega] \end{aligned}$$

2. $f(i-1) = f(i) < f(k+1) = \ell+1$: Then $d_{f(i-1)} = d_{f(i)} = c_i = c_{i-1}$. According to Lemma A.5 and inductive hypothesis,

$$\begin{aligned} \mathcal{T}^\omega[d_{f(i-1)}^* \dots d_\ell^* d_{\ell+1}^\omega] &= \mathcal{T}^\omega[d_{f(i)}^* \dots d_\ell^* d_{\ell+1}^\omega] \\ &\models \mathcal{T}^\omega[c_i^* \dots c_k^* c_{k+1}^\omega] \\ &= \mathcal{T}^\omega[c_{i-1}^* c_i^* \dots c_k^* c_{k+1}^\omega] \end{aligned}$$

3. $f(i-1) < f(i)$: By Lemma A.5 and the inductive hypothesis,

$$\begin{aligned} &\mathcal{T}^\omega[d_{f(i-1)+1}^* \dots d_{f(i)}^* \dots d_\ell^* d_{\ell+1}^\omega] \\ &\models \mathcal{T}^\omega[d_{f(i)}^* \dots d_\ell^* d_{\ell+1}^\omega] \\ &\models \mathcal{T}^\omega[c_i^* \dots c_k^* c_{k+1}^\omega] \end{aligned}$$

By Lemma A.2 we have that since $d_{f(i-1)} = c_{i-1}$,

$$\begin{aligned} &d_{f(i-1)}^* \cdot^{\text{MP}} \mathcal{T}^\omega[d_{f(i-1)+1}^* \dots d_{f(i)}^* \dots d_\ell^* d_{\ell+1}^\omega] \\ &\models c_{i-1}^* \cdot^{\text{MP}} \mathcal{T}^\omega[c_i^* \dots c_k^* c_{k+1}^\omega] \end{aligned}$$

which implies

$$\begin{aligned} &\mathcal{T}^\omega[d_{f(i-1)}^* \dots d_{f(i)}^* \dots d_\ell^* d_{\ell+1}^\omega] \\ &\models \mathcal{T}^\omega[c_{i-1}^* c_i^* \dots c_k^* c_{k+1}^\omega] \end{aligned}$$

\square

Theorem 6.3 (Monotonicity). Let mp be a monotone mortal precondition operator and let P be a set of transition predicates. Suppose that for any transition formula F , we have $\text{wp}(F^*, \text{mp}(F)) = \text{mp}(F)$. Then the mortal precondition operator $\text{mp}_{\text{Phase}(P, \text{mp})}$ is monotone.

Proof. Let F_1 and F_2 be transition formulas with $F_1 \models F_2$. Let $G_1 = \text{PTG}(F_1, P)$ and $G_2 = \text{PTG}(F_2, P)$, and let r_1 and r_2 be the roots of G_1 and G_2 , respectively. What we need to show here is

$$\mathcal{T}^\omega[\text{PathExp}_{G_2}^\omega(s_2)] \models \mathcal{T}^\omega[\text{PathExp}_{G_1}^\omega(s_1)]$$

Since $F_1 \models F_2$, we have that the F_2 -invariant subset of P is a subset of the F_1 invariant subset of P , and that $\mathcal{P}(F_1, P)$ is

finer than $\mathcal{P}(F_2, P)$. For any cell $c \in \mathcal{P}(F_1, P)$, define $\text{proj}(c)$ to be the unique cell of $\mathcal{P}(F_2, P)$ such that $c \models \text{proj}(c)$. Projection can be lifted to map ω -regular expressions over $\mathcal{P}(F_1, P)$ to ω -regular expressions over $\mathcal{P}(F_2, P)$ in the obvious way. By monotonicity, we have $\mathcal{T}^\omega \llbracket \text{proj}(f) \rrbracket \models \mathcal{T}^\omega \llbracket f \rrbracket$ for any ω -regular expression f .

Expanding the path expression on the RHS to its canonical forms according to Lemma A.7, we only need to show $\mathcal{T}^\omega \llbracket \text{PathExp}_{G_2}^\omega(s_2) \rrbracket \models \mathcal{T}^\omega \llbracket P_1 + P_2 \dots + P_N \rrbracket$, where the P_i 's are in canonical form. Since

$$\mathcal{T}^\omega \llbracket P_1 + P_2 \dots + P_N \rrbracket = \mathcal{T}^\omega \llbracket P_1 \rrbracket \wedge \dots \wedge \mathcal{T}^\omega \llbracket P_N \rrbracket$$

it is sufficient to prove $\mathcal{T}^\omega \llbracket \text{PathExp}_{G_2}^\omega(s_2) \rrbracket \models \mathcal{T}^\omega \llbracket P_i \rrbracket$ for all i .

Since (by monotonicity) we have $\mathcal{T}^\omega \llbracket \text{proj}(P_i) \rrbracket \models \mathcal{T}^\omega \llbracket P_i \rrbracket$, it is sufficient to show $\mathcal{T}^\omega \llbracket \text{PathExp}_{G_2}^\omega(s_2) \rrbracket \models \mathcal{T}^\omega \llbracket \text{proj}(P_i) \rrbracket$.

Write P_i as $c_1^* c_2^* \dots c_k^* c_{k+1}^\omega$. Then for each j , we have that $c_j \circ c_{j+1}$ is satisfiable (because there is a corresponding phase transition in G_1), and thus $\text{proj}(c_j) \circ \text{proj}(c_{j+1})$ is satisfiable. It follows that the sequence $\text{proj}(c_1), \text{proj}(c_2), \dots, \text{proj}(c_{k+1})$ meets the conditions of Lemma A.10, and so

$$\mathcal{T}^\omega \llbracket \text{PathExp}_{G_2}^\omega(s_2) \rrbracket \models \mathcal{T}^\omega \llbracket \text{proj}(P_i) \rrbracket .$$

□

Lastly, we note that mp_{exp} and mp_{LLRF} satisfy the conditions of Theorem 6.3 (that is, $wp(F^*, F^\omega) = F^\omega$ for any transition formula F).

B Interprocedural analysis

The algebraic framework extends to the interprocedural case using the method of Cook et al. [21]. This section provides a sketch for how this extension works. The essential point is that no additional work is required on the part of the analysis designer to extend an algebraic termination analysis to the interprocedural case: the same analysis that is used to prove conditional termination for loops also can be applied to prove conditional termination for recursive functions, and the monotonicity results extend as well.

Suppose that the set of variables Var is divided into a set of local variables LVar and a set of global variables GVar . A program can be represented as a tuple

$$P = \langle V, E, \text{Proc}, \Lambda, \text{entry}, \text{exit} \rangle ,$$

where $\langle V, E \rangle$ is a finite directed graph, Proc is a finite set of procedure names, $\Lambda : E \rightarrow \mathbf{TF} \cup \text{Proc}$ labels each edge by either a transition formula or a procedure call, and $\text{entry}, \text{exit} : \text{Proc} \rightarrow V$ are functions associating each procedure name with an entry and an exit vertex. Note that procedures do not have parameters or return values, but these can be modeled using global variables (see Figure 5 for an example).

An *activation record* is a pair $\langle v, s \rangle$ consisting a control flow vertex $v \in V$ and a state $s : \text{State} \rightarrow \mathbb{Z}$. A *stack* is a

sequence of activation records; let Stack denote the set of stacks. Define a transition system $TS(P) = \langle \text{Stack}, R(P) \rangle$, where the states are stacks, and where there is a transition $\text{stack} \rightarrow_{TS(P)} \text{stack}'$ iff one of the three conditions hold:

- (Local) there is a transition

$$\langle v, s \rangle \text{ base} \rightarrow_{TS(P)} \langle v', s' \rangle \text{ base}$$

for any stack base , any activation record $\langle v, s \rangle$, any vertex v' and any state s such that $\langle v, v' \rangle \in E$, $\Lambda(v, v')$ is a transition formula, and $[s, s'] \models \Lambda(v, v')$.

- (Call) There is a transition

$$\langle v, s \rangle \text{ base} \rightarrow_{TS(P)} \langle \text{entry}(\Lambda(v, v')), s \rangle \langle v', s \rangle \text{ base}$$

for any stack base , any activation record $\langle v, s \rangle$, and any edge $\langle v, v' \rangle$ labeled by a call.

- (Return) There is a transition

$$\langle \text{exit}(p), s_1 \rangle \langle v, s_2 \rangle \text{ base} \rightarrow_{TS(P)} \langle v, s \rangle \text{ base}$$

for any stack base , any procedure p , any state s_1 , and any activation record $\langle v, s_2 \rangle$, where s is the state defined by

$$s(x) \triangleq \begin{cases} s_1(x) & \text{if } x \in \text{GVar} \\ s_2(x) & \text{if } x \in \text{LVar} \end{cases} .$$

B.1 Procedure summarization

A *summary assignment* is a function $S : P \rightarrow \mathbf{TF}$ mapping each procedure to a transition formula. Given a summary assignment s , we can define a semantic function $L_S : E \rightarrow \mathbf{TF}$ by

$$L_S(e) \triangleq \begin{cases} S(\Lambda(e)) & \text{if } e \text{ is a call edge } (\Lambda(e) \in P) \\ \Lambda(e) & \text{if } e \text{ is a transition edge } (\Lambda(e) \in \mathbf{TF}) \end{cases}$$

A **closure operator** on transition formulas is a function $\rho : \mathbf{TF} \rightarrow \mathbf{TF}$ that is:

- (Monotone): for all T_1, T_2 with $T_1 \models T_2$, we have $\rho(T_1) \models \rho(T_2)$
- (Extensive): for all T , we have $T \models \rho(T)$
- (Idempotent): for all T , we have $\rho(\rho(T)) \equiv \rho(T)$

We say that a transition formula is **closed** under ρ if $\rho(T) \equiv T$. We say that ρ satisfies the **ascending chain condition** if for every infinite chain $T_1 \models T_2 \models T_3 \dots$ of transition formulas that are closed under ρ eventually stabilizes (there exists some m such that for all $n \geq m$ we have $T_i \equiv T_m$).

Example 2.1 (Closure operator) Two simple closure operators that satisfy the ascending chain condition are as follows:

- Fix a set of predicates P , then define $\rho_P(T) \triangleq \bigwedge_{p \in P} T \models p$.
- Define $\rho_{\text{aff}}(T) \triangleq A\mathbf{x}' = B\mathbf{x} + \mathbf{c}$, where $A\mathbf{x}' = B\mathbf{x} + \mathbf{c}$ is a representation of the affine hull of T . The affine hull can be computed using the algorithm from [39].

Finally, observe that closure operators can be combined. In our implementation we use the closure operator:

$$\rho(T) \triangleq \rho_P(T) \wedge \rho_{aff}(T)$$

where

$$P \triangleq \{x \bowtie x' : x \in \text{Var}, x' \in \text{Var}', \bowtie \in \{>, \geq, =, \leq, <\}\}$$

the set of ordering predicates between primed and unprimed variables. \perp

We define an infinite sequence $S_0, S_1, \dots : P \rightarrow \mathbf{TF}$ of summary assignments where

$$S_0(p) \triangleq \text{false}$$

$$S_{i+1}(p) \triangleq \rho(\exists \text{LVar}, \text{LVar}'. M(p, S_i)) \wedge \bigwedge_{x \in \text{LVar}} x = x'$$

where

$$M(p, S_i) \triangleq \mathcal{T}_{S_i} \llbracket \text{PathExp}_G(\text{entry}(p), \text{exit}(p)) \rrbracket$$

It follows from the fact that ρ is a closure operator satisfying the ascending chain condition that there exists some i such that $S_i = S_{i+1}$; define S to be S_i for the least such i .

Lemma B.2. *For any procedure p , states s, s' , and stack st such that $\langle \text{entry}(p), s \rangle \xrightarrow{*}_{TS(P)} \langle \text{exit}(p), s' \rangle st$, we have that $[s, s'] \models S(p)$.*

B.2 Termination analysis

Infinite paths through a multi-procedure program (including paths that are infinite due to the presence of recursion) can be captured by an ω -regular expression, by treating call edges using their “big step” semantics, and by encoding transfer of control between procedures using additional edges. We formalize this idea using *interprocedural* control flow graphs.

Fix a program P . Define its *interprocedural* control flow graph $ICFG$ to be the directed graph $ICFG \triangleq (V, E_{ICFG})$ which has the same vertices as P but the edges $E_{ICFG} \triangleq E \cup \text{Interproc}$ contain an additional set of *interprocedural* edges, defined by

$$\text{Interproc} \triangleq \{\langle u, \text{entry}(p) \rangle : \exists \langle u, v \rangle \in E. \Lambda(u, v) = p\}$$

(i.e., for each edge $\langle u, v \rangle$ labeled with a call to procedure p , we add an edge from u to the entry of p (see the dashed edges in Figure 5)).

With a summary assignment $S : P \rightarrow \mathbf{TF}$ in hand, we can define a semantic function $L_S : E_{ICFG} \rightarrow \mathbf{TF}$ by

$$L_S(\langle u, v \rangle) \triangleq \begin{cases} S(p) & \text{if } \langle u, v \rangle \in E \text{ and } \Lambda(u, v) = p \\ \Lambda(u, v) & \text{if } \langle u, v \rangle \in E \text{ and } \Lambda(u, v) \in \mathbf{TF} \\ \bigwedge_{x \in \text{GVar}} x' = x & \text{if } \langle u, v \rangle \in \text{Interproc} \end{cases}$$

Then for any vertex v , we may compute an ω -regular expression $\text{PathExp}_{ICFG}^\omega(v)$ representing the paths through $ICFG$ emanating from v . The program terminates starting from any state that satisfies $\mathcal{T}^\omega \llbracket \text{PathExp}_{ICFG}^\omega(v) \rrbracket$.

```

1 fib(n):
2   if (n ≤ 1):
3     return 1
4   else
5     return fib(n - 1) + fib(n - 2)

```

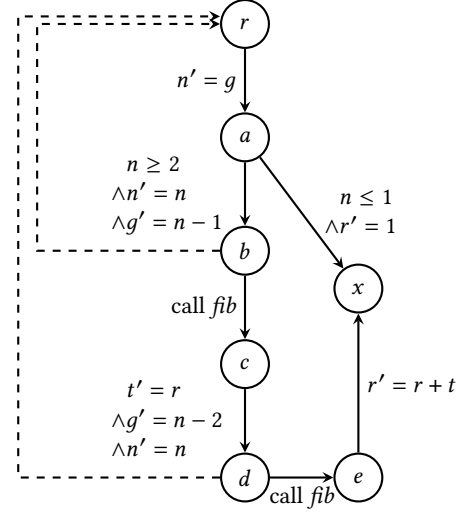


Figure 5. The recursive Fibonacci function (top), and representation as an interprocedural control flow graph (bottom). The parameter and return are represented by the global variables g and r (respectively); t is a local temporary variable used to store the return value of the first recursive call. Dashed edges are interprocedural.

Theorem B.3 (Interprocedural Soundness). *Fix a program P . For any procedure $p \in P$, $\mathcal{T}^\omega \llbracket \text{PathExp}_{ICFG}^\omega(\text{entry}(p)) \rrbracket$ is a mortal precondition for the procedure p , in the sense that for any state s such that $s \models \mathcal{T}^\omega \llbracket \text{PathExp}_{ICFG}^\omega(\text{entry}(p)) \rrbracket$, we have that $\langle \text{entry}(p), s \rangle$ is a mortal state of $TS(P)$.*

Example 2.4 Consider again the example in Figure 5. The interprocedural control flow graph for this program is given in the figure to the right. We have

$$\text{PathExp}_{ICFG}^\omega(r) = \text{body}^\omega, \text{ where}$$

$$\text{body} = \langle r, a \rangle \langle a, b \rangle (\langle b, r \rangle + \langle b, c \rangle \langle c, d \rangle \langle d, r \rangle)$$

Observe that any infinite execution of the Fibonacci function corresponds to a path in $ICFG$, and therefore $\text{PathExp}_{ICFG}^\omega(r)$. Finally, we can compute a precondition under which Fibonacci terminates by evaluating $\text{PathExp}_{ICFG}^\omega(r)$, using mp_{LLRF} as the mortal precondition operator:

$$\mathcal{T}^\omega \llbracket \text{body} \rrbracket \equiv g \geq 2 \wedge (g' = g - 1 \vee g' = g - 2)$$

$$\mathcal{T}^\omega \llbracket \text{PathExp}_{ICFG}^\omega(r) \rrbracket = \text{true}$$

\perp