

FIGHTING DEEPPAKES BY DETECTING GAN DCT ANOMALIES

O. Giudice^{*}, L. Guarnera^{*†}, S. Battiato^{*†}

^{*} Image Processing Laboratory (IPLAB), University of Catania, Italy

[†]iCTLab, University of Catania, Italy

{*giudice, battiato*}@dmi.unict.it, *luca.guarnera@unict.it*

ABSTRACT

Synthetic multimedia content created through AI technologies, such as Generative Adversarial Networks (GAN), applied to human faces can bring serious social and political consequences in the private life of every person. State-of-the-art algorithms use deep neural networks to detect a fake content but unfortunately almost all approaches appear to be neither generalizable nor explainable. A new fast detection method able to discriminate Deepfake images with blazing speed and high precision is exposed. By employing Discrete Cosine Transform (DCT), anomalous frequencies in real and Deepfake datasets were analyzed. The β statistics inferred by the AC coefficients distribution have been the key to recognize GAN-engine generated data. The technique has been validated on pristine high quality faces synthesized by different GANs architectures. Experiments carried out show that the method is innovative, exceeds the state-of-the-art and also gives many insights in terms of explainability.

Index Terms— Deepfake detection, Generative Adversarial Network, Multimedia Forensics

1. INTRODUCTION

Deepfake multimedia contents are nowadays easily generated in different ways. Most of the techniques already proposed [1, 2, 3, 4] in literature acts as a “black box” by tuning ad-hoc deep architectures to distinguish “real” from “fake” images generated by specific GAN-engines [5, 6]. Any GAN based generative process, presents an automated operating principle, resulting from a learning process. In [7, 8], it has been already demonstrated that it is possible to attack and retrieve the signature on the network’s deconvolutional layers; consequently, a method to identify any anomaly of the generated “fake” signal, only partially highlighted in some preliminary studies [9, 10] is presented. Focusing on the Fourier domain which demonstrated to be prone and robust in understanding semantic at superordinate level [11], the 8x8 Discrete Cosine Transform (DCT) was exploited, by employing proper data analysis and extracting simple statistics of the underlying distribution [12]. The final classification engine based on gradient boosting, properly manages and isolates the

GAN Specific Frequencies (*GSF*), of each specific architecture, a sort of fingerprint/pattern, outperforming state-of-the-art methods. The main contributions of this research are the following:

- A new high-performance Deepfake face detection method based on the analysis of the AC coefficients calculated through the DCT, delivering not only great generalization results but also impressive classification results with respect to previous published works. The ability to perform well even on dataset that were never considered during the training, was demonstrated. The method does not require computation via GPU and “hours” of training to perform Real Vs Deepfake classifications;
- The detection method is “explainable” (white-box method). Through a simple estimation of the characterizing parameters of the Laplacian distribution of AC coefficients [12], it was possible to detect those anomalous frequencies generated by various Deepfake architectures.

The remainder of this paper is organized as follows: Section 2 presents the state-of-the-art of Deepfake generation and detection methods. The proposed approach is described in Section 3. Experimental results and comparison with competing methods are reported in Section 4. Section 5 concludes the paper with hints for future works.

2. RELATED WORKS

AI-synthetic media are generally created by techniques based on Generative Adversarial Networks (GANs), firstly introduced by Goodfellow et al. [6]. GANs train two models simultaneously: a generative model G , that captures the data distribution, and a discriminative model D , able to estimate the probability that a sample comes from the training data rather than from G . The training procedure for G is to maximize the probability of D making a mistake thus resulting to a min-max two-player game. In the following we briefly review five of the most famous and effective architectures in state-of-the-art for Deepfakes facial images synthesis also employed in our experiments.

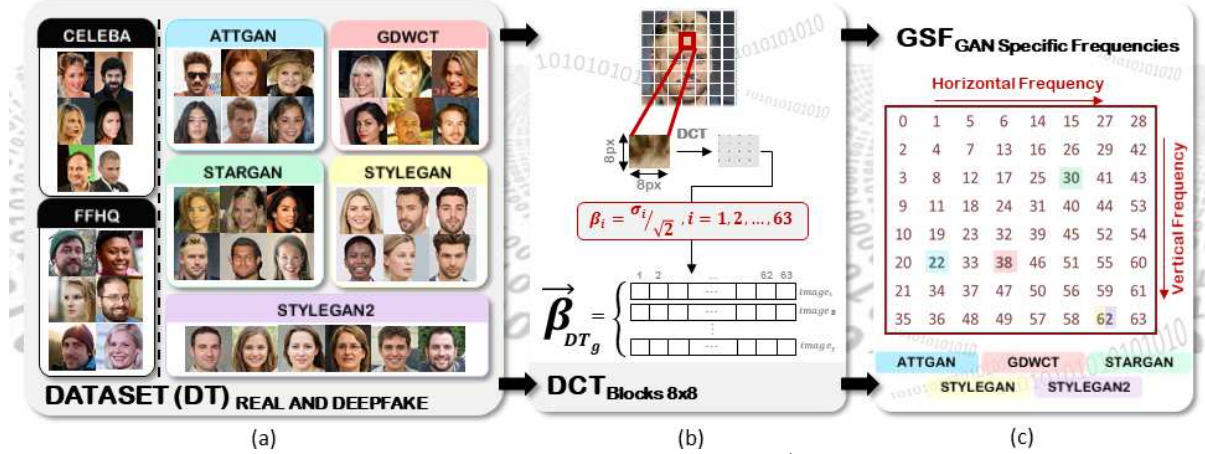


Fig. 1: GSF approach: (a) Dataset used for the experiments; (b) Estimation of $\vec{\beta}$ feature vectors after DCT transform applied to each 8x8 block of all datasets; (c) GSF that identify the generative architectures.

StarGAN [13], proposed by Choi et al., is a method capable of performing image-to-image translations on multiple domains (hair color, gender, etc.) using a single model. Trained on two different types of face datasets - CelebA [14] and RaFD dataset [15] - this architecture, given a random label as input (such as hair color, facial expression, etc.), is able to perform an image-to-image translation operation with impressive visual result. He et al. [1] proposed a framework called AttGAN in which, an attribute classification constraint is applied in the latent representation to the generated image, in order to guarantee only the correct modifications of the desired attributes. Another style transfer approach is the work of Cho et al. [2], where they propose a group-wise deep whitening-and coloring method (GDWCT) for a better styling capacity. They used different real datasets, obtaining through the carried out experiments, an improvement for both the computational efficiency and also the quality of generated images. Finally, one of the most powerful methods of the entire-face synthesis scenario is StyleGAN [3], where by means of mapping points in latent space to an intermediate latent space the framework controls the *style* output at each point of the generation process. Trained on FFHQ dataset¹, StyleGAN is capable to generate impressively photorealistic and high-quality photos of faces but small details might reveal their fakeness. To correct these imperfections, Karras et al. made some improvements to the generator (including re-designed normalization, multi-resolution, and regularization methods) proposing StyleGAN2 [4], obtaining extremely realistic faces. Figure 1 (a) shows an example of facial images created by these five different generative architectures. Synthetic multimedia data contain different traces left by generative architecture that can be analyzed in order to create new deepfake detection methods. Zhang et al. [10] analyze the artefacts induced by the up-sampler of GAN pipelines

in the frequency domain. The authors proposed to emulate the synthesis of GAN artefacts. Results obtained by the spectrum-based classifier greatly improves the generalization ability, achieving very good performances in terms of binary classification between authentic and fake images. Wang et al. [16] proposed FakeSpotter, a new method based on monitoring single neuron behaviors to detect faces generate by Deepfake technologies. The authors compared Fakespotter with Zhang et al. [10] obtaining an average detection accuracy of more than 90% on the different types of fake faces such as attribute editing and expression manipulation. DAD-HCNN is a framework created by Jain et al. [17], able to distinguish unaltered images from those that have been re-touched or generated through different GANs by applying a hierarchical approach formed by three distinct levels. Liu et al. [18] proposed an architecture called Gram-Net, where, through the analysis of a global image texture representations, they managed to create a robust fake image detection. Experimental results demonstrate that this new type of detector delivers effective results. Recently, a study conducted by Hulzebosch [19] confirms that the CNN solutions presented till today for Deepfake detection lack of robustness, generalization capability and explainability, because they are extremely specific to the context in which they were trained and, being very deep, tend to extract the underlying semantics from images. For this reason, in literature new algorithms capable to find the Deepfake content without the use of deep architectures were proposed. As described by Guarnera et al. [7, 8], the current GAN architectures leave a pattern that characterizes that specific neural architecture. To capture this trace, the authors used the Expectation-Maximization algorithm [20] obtaining features able to distinguish real images from Deepfake ones. The method exceeds the state-of-the-art works in terms of accuracy regarding the real Vs Deepfake classification test, using not only Deepfake images generated by common GAN architectures, but also testing images

¹<https://github.com/NVlabs/ffhq-dataset>

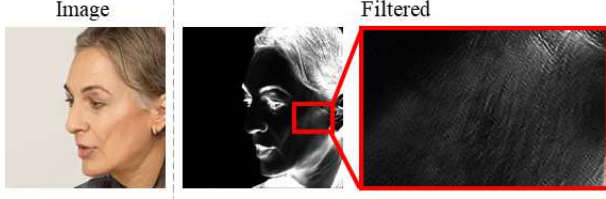


Fig. 2: Example of image generated by StyleGAN properly filtered to highlight patterns resulting from the generative process.

generated by modern FaceApp mobile application. Here we further exploit anomalies detection (see Figure 2 for a specific example) by working on DCT domain and isolating ad-hoc frequencies by means of statistical analysis of AC coefficients.

3. THE GSF APPROACH

The proposed approach transforms and analyses images on the DCT domain to appropriately detect the most discriminant information related to the pattern (see for example Figure 2), which is typical of the employed generative model (e.g. GAN). According to classic JPEG pipeline, let I be a digital image, I is first divided into non-overlapping blocks of size 8×8 . The DCT is then applied to each block. Given all the DCT transformed 8×8 blocks of I , it is possible to evaluate for each DCT coefficient some statistics. By applying evidence reported in [12], the DC coefficient can be modelled with a Gaussian distribution while the AC coefficients were demonstrated to follow a zero-centred Laplacian Distribution described by:

$$P(x) = \frac{1}{2\beta} \exp\left(\frac{-|x - \mu|}{\beta}\right) \quad (1)$$

with $\mu = 0$ and $\beta = \sigma/\sqrt{2}$ is the scale parameter where σ corresponds to the standard deviation of the AC coefficient distributions. The proposed approach is partially inspired by [21] where a GMM (Gaussian Mixture Model) over different β values has been properly adopted for scene classification at superordinate level. For our purposes it is fundamental to proper estimate such β values for each coefficient and for each involved GAN-engine. Figure 3 summarizes graphically the statistical trend of the β -values of each involved datasets showing empirically the intrinsic discriminative power devoted to distinguish almost univocally images generated by GAN-engines or picked-up from real datasets. Let $\vec{\beta}_I = \{\beta_{I_1}, \beta_{I_2}, \dots, \beta_{I_N}\}$ with $N = 63$ (DC coefficient is excluded) the corresponding feature vector of the image I . We exploited related statistics on different image-datasets DT_g with $g = \{\text{StarGAN}, \text{AttGAN}, \text{GDWCT}, \text{StyleGAN}, \text{StyleGAN2}, \text{CelebA}, \text{FFHQ}\}$.

For sake of comparisons in our scenario we evaluated pristine images generated by StarGAN [13], AttGAN [1],

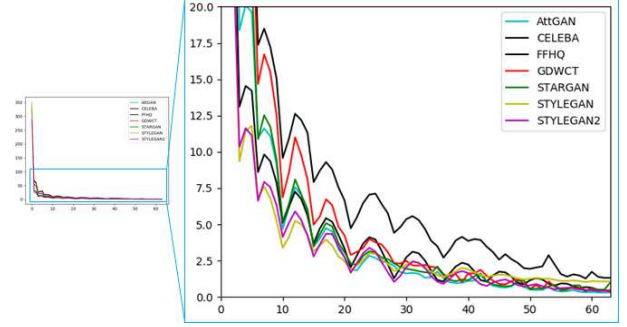


Fig. 3: Plot of β statistics of each involved dataset. The average β value for each i -th coefficient is reported.

GDWCT [2], StyleGAN [3], StyleGAN2 [4], and genuine images extracted by CelebA [14] and FFHQ ². E.g. DT_{StyleGAN} represents all the available images generated by StyleGAN engine. For each image-set DT_g let's consider the following representation:

$$\beta_{DT_g} = \begin{pmatrix} \vec{\beta}_1 \\ \vec{\beta}_2 \\ \vdots \\ \vec{\beta}_{|DT_g|} \end{pmatrix} = \begin{pmatrix} \beta_{1,1} & \beta_{1,2} & \cdots & \beta_{1,63} \\ \beta_{2,1} & \beta_{2,2} & \cdots & \beta_{2,63} \\ \vdots & \vdots & \ddots & \vdots \\ \beta_{|DT_g|,1} & \beta_{|DT_g|,2} & \cdots & \beta_{|DT_g|,63} \end{pmatrix} \quad (2)$$

where $|\cdot|$ is the number of images in DT_g . For sake of simplicity, in the forthcoming notation all dataset DT_g have been selected to have the same size $|DT_g| = K$. To extract GSF we first compute a distance among involved AC distributions modelled by β_{DT_g} for each dataset. We computed a χ^2 distance as follows:

$$\chi_{i,j}^2(\beta_{DT_i}, \beta_{DT_j}) = \sum_{c=1}^{63} \sum_{r=1}^K \frac{(\beta_{DT_i}[r, c] - \beta_{DT_j}[r, c])^2}{\beta_{DT_j}[r, c]} \quad (3)$$

where $i, j \in g, i \neq j$, K is the total number of images, c is the column which corresponds to the AC coefficient and r are the rows in (2) that represents all $\vec{\beta}_I$ features. The distance $\chi_{i,j}^2(\beta_{DT_i}, \beta_{DT_j})$ is a vector with size equal to 63. Finally, it is possible to define the GAN Specific Frequency (GSF) as follows:

$$GSF_{DT_i, DT_j} = \text{argmax}(\chi_{i,j}^2(\beta_{DT_i}, \beta_{DT_j})) \quad (4)$$

where, $i, j \in g, i \neq j$. The GSF allow to realize a one-to-one evaluation between image sets. In practice we select in this way the most discriminative DCT frequency among two datasets in a greedy fashion. As proved by experiments there is no need to add further computational steps (e.g. frequency ranking/sorting, etc.). In Figure 1 (c), GSF computed

²<https://github.com/NVlabs/ffhq-dataset>

	AttGAN	GDWCT	StarGAN	StyleGAN	StyleGAN2
CelebA	89	91	94	—	—
FFHQ	—	—	—	99	99

Table 1: Average Accuracy results (%) obtained for the binary classification task employing only the *GSF*.

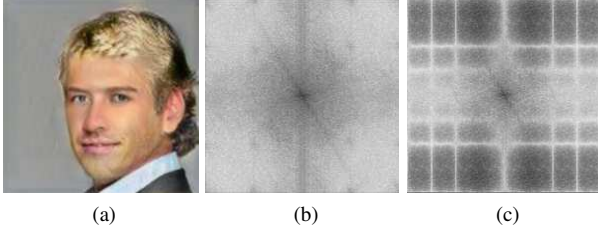


Fig. 4: Abnormal frequencies inspection. (a) Image example from the StarGAN dataset; (b) Fourier Spectra of the input image (a); (c) Abnormal frequency shown by means of *GSF* amplification ($k_1 = 0.1$, $k_2 = 100$).

for each pair of image-sets, are highlighted just to provide a first toy example where 200 images ($K = 200$) for each set have been employed. Specifically AttGAN, StarGAN and GDWCT were compared with the originating real image-set (CelebA) and for the same reason StyleGAN and StyleGAN2 were compared with FFHQ.

4. EXPERIMENTAL RESULTS

Torralba et al. [22] already demonstrated that scenes semantic-visual components are captured precisely with analogous statistics on spectral domain used also to build fast classifiers of scenes [21]. In this sense, the comparison between images that represent close-ups of faces showing the some overall visual structure raising extremely similar statistical characteristics of AC coefficients and their β values. This allows the *GSF* analysis to focus on the unnatural anomalies introduced by the convolutional generative process typical of Deepfakes. To demonstrate the discriminative power of the *GSF* a simple binary classifier (logistic regression) was trained using the β (e.g. that corresponds the set of values of a given column/coefficient) of the corresponding *GSF* as unique feature. For all the experiments carried out, the number of collected images has been set equally considering only 10% of the entire dataset for training, 10% for validation while the remaining part was used as test set. For each binary classification test, the simple classification solution obtained the results shown in Table 1. Results demonstrate that Deepfakes are easily detectable by just looking at the β values of the *GSF* for that specific binary test.

In addition to the visually identified anomalies in Figure 2, in Guarnera et al. [9] the authors already recognized some strange components in the Fourier spectrum. Given an image from a specific image-set, after having computed

	StarGAN	StyleGAN	StyleGAN2
AutoGAN [10]	65.6	79.5	72.5
FakeSpotter [16]	88	99.1	91.9
EM [8]	90.55	99.48	99.64
our	94	99.9	99.9

Table 2: Comparison with state-of-the-art methods. Classification of Real images (CelebA and FFHQ) vs. Deepfake images. Accuracy values (%) of each classification task are reported.

the *GSF* (Figure 1), it is possible for sake of explainability, to apply the following amplification process: to multiply in the DCT domain each AC coefficients different from the *GSF* by a value k_1 (with $0 < k_1 \leq 1$) while the coefficient corresponding to the *GSF* by a value k_2 (with $k_2 > 1$). Figure 4 shows an example of such amplification procedure with $k_1 = 0.1$ and $k_2 = 100$. Thus, *GSF* introduces a clear "explainability" in the selecting of those anomalies with a clear boost in related forensics analysis. Given the ability of the *GSF* to make one-to-one comparisons even between image-sets generated by GAN-engines it is possible to use it to resolve further discrimination issues. Figure 1 shows that the two StyleGANs actually have the same $GSF_{StyleGAN, FFHQ} = GSF_{StyleGAN2, FFHQ} = 62$ while $GSF_{StyleGAN, StyleGAN2} = 61$. Also upon this *GSF* it is possible to train a classifier that quickly obtains an accuracy value in the binary test between StyleGAN and StyleGAN2 close to 100%. The involved swallow classifier (e.g. Gradient Boosting with the following hyper parameters: number of estimators = 100, learning rate = 0.6, maxdepth = 2) in this case takes as unique feature a vector containing all the 63 β values of the corresponding dataset to add robustness and capacity to be generalizable. The trained classifier was compared with the most recent works in literature: Zhang et al. [10] (AutoGAN), Wang et al. [16] (FakeSpotter) and Guarnera et al. [8]. Table 2 shows that the our approach reaches the best results with an unbeatable accuracy of 99.9%. Further experiments showing robustness and generalization of the approach when applied on datasets doesn't considered in the training process will be reported at conference time.

5. CONCLUSIONS

A new detection method for Deepfake images has been presented. The approach is extremely fast, explainable, and does not need intense computational power for training. By exploiting and analyzing the overall statistics of the DCT coefficients it is possible to discriminate among all known GAN's by means of what we called GAN Specific Frequency band (*GSF*). The approach could give useful hints for the *GSF* analysis (explainability, etc.) in new scenarios with more challenging modalities (attribute manipulation, expression swap, etc.) and media (audio, video).

6. REFERENCES

- [1] Z. He, W. Zuo, M. Kan, S. Shan, and X. Chen, "ATTGAN: Facial attribute editing by only changing what you want," *IEEE Transactions on Image Processing*, vol. 28, no. 11, pp. 5464–5478, 2019.
- [2] Wonwoong Cho, Sungha Choi, David Keetae Park, Inkyu Shin, and Jaegul Choo, "Image-to-image translation via group-wise deep whitening-and-coloring transformation," in *Proceedings of the IEEE Conference on Computer Vision and Pattern Recognition*, 2019, pp. 10639–10647.
- [3] T. Karras, S. Laine, and T. Aila, "A style-based generator architecture for generative adversarial networks," in *Proceedings of the IEEE Conference on Computer Vision and Pattern Recognition*, 2019, pp. 4401–4410.
- [4] T. Karras, S. Laine, M. Aittala, J. Hellsten, J. Lehtinen, and T. Aila, "Analyzing and improving the image quality of STYLEGAN," in *Proceedings of the IEEE/CVF Conference on Computer Vision and Pattern Recognition*, 2020, pp. 8110–8119.
- [5] L. Verdoliva, "Media forensics and deepfakes: an overview," *IEEE Journal of Selected Topics in Signal Processing*, vol. 14, no. 5, pp. 910–932, 2020.
- [6] I. Goodfellow, J. Pouget-Abadie, M. Mirza, B. Xu, D. Warde-Farley, S. Ozair, A. Courville, and Y. Bengio, "Generative adversarial nets," in *Advances in Neural Information Processing Systems*, 2014, pp. 2672–2680.
- [7] L. Guarnera, O. Giudice, and S. Battiato, "Deepfake detection by analyzing convolutional traces," in *Proceedings of the IEEE/CVF Conference on Computer Vision and Pattern Recognition Workshops*, 2020, pp. 666–667.
- [8] L. Guarnera, O. Giudice, and S. Battiato, "Fighting deepfake by exposing the convolutional traces on images," *IEEE Access*, vol. 8, pp. 165085–165098, 2020.
- [9] L. Guarnera, O. Giudice, C. Nastasi, and S. Battiato, "Preliminary forensics analysis of deepfake images," in *2020 AEIT International Annual Conference (AEIT)*. IEEE, 2020, pp. 1–6.
- [10] X. Zhang, S. Karaman, and S. Chang, "Detecting and simulating artifacts in GAN fake images," in *2019 IEEE International Workshop on Information Forensics and Security (WIFS)*. IEEE, 2019, pp. 1–6.
- [11] A. Oliva and A. Torralba, "Modeling the shape of the scene: A holistic representation of the spatial envelope," *International journal of Computer Vision*, vol. 42, no. 3, pp. 145–175, 2001.
- [12] E. Lam and J. Goodman, "A mathematical analysis of the DCT coefficient distributions for images," *IEEE Transactions on Image Processing*, vol. 9, no. 10, pp. 1661–1666, 2000.
- [13] Y. Choi, M. Choi, M. Kim, J. Ha, S. Kim, and J. Choo, "STARGAN: Unified generative adversarial networks for multi-domain image-to-image translation," in *Proceedings of the IEEE Conference on Computer Vision and Pattern Recognition*, 2018, pp. 8789–8797.
- [14] Z. Liu, P. Luo, X. Wang, and X. Tang, "Deep learning face attributes in the wild," in *Proceedings of the IEEE International Conference on Computer Vision*, 2015, pp. 3730–3738.
- [15] O. Langner, R. Dotsch, G. Bijlstra, D. Wigboldus, S. Hawk, and A. Van Knippenberg, "Presentation and validation of the radboud faces database," *Cognition and Emotion*, vol. 24, no. 8, pp. 1377–1388, 2010.
- [16] R. Wang, L. Ma, F. Juefei-Xu, X. Xie, J. Wang, and Y. Liu, "Fakespotter: A simple baseline for spotting AI-synthesized fake faces," *arXiv preprint arXiv:1909.06122*, 2019.
- [17] A. Jain, P. Majumdar, R. Singh, and M. Vatsa, "Detecting GANs and retouching based digital alterations via DAD-HCNN," in *Proceedings of the IEEE/CVF Conference on Computer Vision and Pattern Recognition Workshops*, 2020, pp. 672–673.
- [18] Z. Liu, X. Qi, and P. Torr, "Global texture enhancement for fake face detection in the wild," in *Proceedings of the IEEE/CVF Conference on Computer Vision and Pattern Recognition*, 2020, pp. 8060–8069.
- [19] N. Hulzebosch, S. Ibrahimi, and M. Worring, "Detecting CNN-generated facial images in real-world scenarios," in *Proceedings of the IEEE/CVF Conference on Computer Vision and Pattern Recognition Workshops*, 2020, pp. 642–643.
- [20] T. Moon, "The expectation-maximization algorithm," *IEEE Signal processing magazine*, vol. 13, no. 6, pp. 47–60, 1996.
- [21] G. Farinella, D. Ravì, V. Tomaselli, M. Guarnera, and S. Battiato, "Representing scenes for real-time context classification on mobile devices," *Pattern Recognition*, vol. 48, no. 4, pp. 1086–1100, 2015.
- [22] B. Zhou, H. Zhao, X. Puig, S. Fidler, A. Barriuso, and A. Torralba, "Scene parsing through ade20k dataset," in *Proceedings of the IEEE Conference on Computer Vision and Pattern Recognition*, 2017, pp. 633–641.