

Tie-breaker designs provide more efficient kernel estimates than regression discontinuity designs

Dan M. Kluger
Stanford University

Art B. Owen
Stanford University

October 2021

Abstract

Tie-breaker experimental designs are hybrids of Randomized Controlled Trials (RCTs) and Regression Discontinuity Designs (RDDs) in which subjects with moderate scores are placed in an RCT while subjects with extreme scores are deterministically assigned to the treatment or control group. The tie-breaker design (TBD) has practical advantages over the RCT in settings where it is unfair or uneconomical to deny the treatment to the most deserving recipients. Meanwhile, the TBD has statistical benefits due to randomization over the RDD. In this paper we discuss and quantify the statistical benefits of the TBD compared to the RDD. If the goal is estimation of the average treatment effect or the treatment at more than one score value, the statistical benefits of using a TBD over an RDD are apparent. If the goal is estimation of the average treatment effect at merely one score value, which is typically done by fitting local linear regressions, about 2.8 times more subjects are needed for an RDD in order to achieve the same asymptotic mean squared error. We further demonstrate using both theoretical results and simulations from the Angrist and Lavy (1999) classroom size dataset, that larger experimental radii choices for the TBD lead to greater statistical efficiency.

1 Introduction

In a tie-breaker design (Lipsey et al., 1981), an experimental treatment is applied to subjects at the highest levels of an assignment variable, subjects at the lowest levels get the control treatment and subjects in between get a random treatment assignment. The tie-breaker design (TBD) thus interpolates between the regression discontinuity design (RDD) of Thistlethwaite and Campbell (1960) where no subjects get randomized treatments and a randomized controlled trial (RCT) where all subjects do.

The RDD has become a mainstay of causal inference in recent years, especially in econometrics (Angrist and Pischke, 2014) and the social sciences (Imbens and Rubin, 2015). In most uses of RDDs, the assignment to treatment or control cannot be influenced by the investigator. Subjects with assignment

variable $x \geq t$ get one level of treatment, subjects with $x < t$ get the other and the causal effect of treatment on an outcome Y at $x = t$ is taken to be the difference between $\mathbb{E}(Y | X = x)$ for x just above t and $\mathbb{E}(Y | X = x)$ for x just below t .

In some settings, however, the investigator can inject randomness into the treatment assignments around the threshold value $x = t$. The goal is to better measure the effect of a treatment variable Z on Y . For example, letting x be a measure of high-school performance and the treatment $Z = 1$ be awarding of a university scholarship, Angrist et al. (2014) use a tie-breaker design to measure the impact of the scholarship on students' academic outcomes. The top performing students all get the scholarship, the bottom performing students do not, and there is a group in the middle where a random selection is used. Aiken et al. (1998) use a tie-breaker design to offer remedial English classes based on a test given to students prior to matriculation. Tie-breaker designs are also known as cutoff designs in clinical trial settings (Trochim and Cappelleri, 1992).

We think that the digital economy greatly expands the scope and value of tie-breaker designs. Companies with loyalty programs can offer rewards and incentives to their most loyal customers, but not to their least loyal ones and randomize in the middle. Because these are gifts, there are fewer ethical problems in randomizing who gets them. Tie-breaker designs benefit those companies by providing more statistically efficient estimation of the causal impact of the rewards.

Owen and Varian (2020) study the tie-breaker design using a model that has two linear regressions on x , one for each of $Z = \pm 1$, a model we describe in more detail below. They find that statistical efficiency is monotone increasing as the amount of experimentation increases. In this paper we extend that analysis to the local linear regression estimators that are widely used in modern RDD analysis.

It will be convenient to represent the treatment by $Z \in \{-1, 1\}$, with the level -1 for the control group. In a tie-breaker design, the investigator proceeds in these steps:

- 1) collect assignment variable values x_i for subjects $i = 1, \dots, N$,
- 2) determine a joint distribution for treatment variables $Z_i \in \{-1, 1\}$,
- 3) assign treatments Z_i to subjects,
- 4) observe corresponding outcomes Y_i , and
- 5) infer the treatment effect from (x_i, Z_i, Y_i) values.

Our focus is on how the investigator should inject randomness in step 2. The Y_i values are not available to the investigator at the time the distribution for Z_i is chosen. As a result, the treatment decisions have to be chosen in part based on a guess as to what model might be used to fit the Y_i values. We are interested in settings where Y_i does not become available fast enough to employ bandit methods. For instance there might be a year long delay in the customer loyalty setting or six years in the educational attainment setting.

We will demonstrate that, when practically implementable, treatment assignments should be randomized for subjects with x_i in some neighborhood of a threshold t , when local linear regressions are used. The RDD allows estimation

of the causal effect of Z only at the threshold $X = t$ while a TBD supports estimation of this and some other estimands. Furthermore, even if the only estimand of interest is the causal effect at $X = t$, the TBD is more efficient than the RDD.

In its simplest form, the model from Owen and Varian (2020) is as follows. The assignment variables are sorted and scaled so that $x_i = (2i - N - 1)/N \in (-1, 1)$. Then for $0 \leq \Delta \leq 1$,

$$\Pr(Z_i = 1 | x_i) = \begin{cases} 0, & x_i \leq -\Delta \\ 1/2, & |x_i| < \Delta \\ 1, & x_i \geq \Delta. \end{cases} \quad (1)$$

This tie-breaker design interpolates between an RDD with $t = 0$ when $\Delta = 0$ and an RCT for $\Delta = 1$. They consider a regression model

$$Y_i = \beta_1 + \beta_2 x_i + \beta_3 Z_i + \beta_4 x_i Z_i + \varepsilon_i \quad (2)$$

where ε_i are IID random variables with mean 0 and variance σ^2 . They find statistical efficiency of estimating the average treatment effect at $x = 0$, given by $2\beta_3$, improves as Δ increases. We describe below how efficiency is defined when we introduce our version. Model (2) is simple enough to analyze in detail; they also describe algorithmic ways to study more general alternative models at step 2 when there may be vectors \mathbf{x}_i available for each subject.

A weakness of model (2) is that it assumes global linearity over all subjects. In RDDs, it is now more common to use nonparametric regression methods (Hahn et al., 2001; Calonico et al., 2014). Let

$$\mu_+(x) = \mathbb{E}(Y(Z = 1) | X = x) \quad \text{and} \quad \mu_-(x) = \mathbb{E}(Y(Z = -1) | X = x), \quad (3)$$

both assumed to be smooth in a neighborhood of $x = t$, where $Y(Z = 1)$ and $Y(Z = -1)$ are the potential outcomes for the treatment and control. The causal estimand in an RDD is the expected treatment effect for subjects with $x = t$, given by $\mu_+(t) - \mu_-(t)$. A local linear regression $\hat{\mu}_-$ is fit to (x_i, Y_i) pairs with $Z_i = -1$ and hence $x_i \leq t$ and extrapolated to $\hat{\mu}_-(t)$. Similarly, a local regression estimate $\hat{\mu}_+(t)$ based on (x_i, Y_i) data with $x_i \geq t$ is produced. Then under certain smoothness conditions, $\hat{\mu}_+(t) - \hat{\mu}_-(t)$ is a consistent estimator for the causal impact of treatment at $x = t$.

An outline of this paper is as follows. In Section 2, we define a causal parameter of interest that can be used to compare the TBD to the RDD. We also introduce the causal identification assumptions needed and local linear regressions. In Section 3, we compare the mean squared error in asymptotically optimal estimation of our causal parameter of interest under an RDD to that under a TBD. In that asymptotic setting, the kernel bandwidth decreases at the slow $O(N^{-1/5})$ rate and then the local linear regression is eventually supported entirely in the experimental region of the TBD. That analysis does not require uniformly spaced x_i or a symmetric kernel. In Section 4, we investigate another regime where the experimental region is a fixed fraction of the bandwidth which

in turn covers a fixed fraction of the data, as it is common in applications for a bandwidth to be an appreciable fraction of the data set. We study the variance and relative efficiencies of our estimators as a function of the experimental radius Δ , for symmetric kernels. The efficiency is monotone non-decreasing in Δ for the two most popular kernels. To get an interpretable theory in this section we use a uniformly spaced assignment variable. Section 5 shows how one can compute efficiency empirically using one’s actual assignment variable levels, focusing on the Israeli classroom size data from Angrist and Lavy (1999) as an example. The efficiency curves are quite similar to the ones we have for uniformly spaced assignment variables but they show slightly greater efficiency gains than the ones in our theorems for uniform spacings. That section also explains why non-uniformity of the X distribution has only a minor effect on asymptotic efficiency, using results from Fan and Gijbels (1996). Section 6 presents a discussion and an Appendix contains some of our proofs.

2 Causal estimand and problem formulation

Throughout the text we will compare the TBD to the RDD. In our comparison, we will define Δ to be the experimental radius and only consider tie-breaker designs with treatment assignments of the form

$$\Pr(Z_i = 1 | x_i) = \begin{cases} 0, & x_i - t \leq -\Delta \\ 1/2, & |x_i - t| < \Delta \\ 1, & x_i - t \geq \Delta. \end{cases} \quad (4)$$

This is the setup studied by Owen and Varian (2020) who found no advantage to other allocations when $N/2$ subjects get $Z_i = 1$. For our purposes here it is enough to show that this approach dominates the RDD design, even though other TBD allocations might be still better when the allocation is imbalanced.

Next we discuss the estimands of interest. For each subject we consider the assignment variable $X \in \mathbb{R}$, the treatment $Z \in \{-1, 1\}$ and two potential outcomes: $Y_+ = Y(Z = 1)$ and $Y_- = Y(Z = -1)$. The treatment effect at $X = x$ is

$$\tau(x) = \mathbb{E}(Y_+ | X = x) - \mathbb{E}(Y_- | X = x) = \mu_+(x) - \mu_-(x).$$

If the investigator chooses an RDD with a threshold at t , then under certain regularity conditions, the causal estimand

$$\tau_{\text{thresh}} \equiv \tau(t)$$

can be consistently estimated. In particular, we assume that:

- (i) The density $f(\cdot)$ of the assignment variable X is continuous at t with $f(t) > 0$.
- (ii) The conditional mean functions μ_+ and μ_- in (3) have at least 3 continuous derivatives in an open neighborhood of t .

(iii) The conditional variance functions $\sigma_{\pm}^2(x) \equiv \text{Var}(Y_{\pm} | X = x)$ are both differentiable at t .

Under these conditions, τ_{thresh} can be consistently estimated by local linear regression with $O_p(N^{-2/5})$ errors (Imbens and Kalyanaraman, 2012). On the other hand, the conditions above do not suffice to let an RDD consistently estimate $\tau(x)$ for any $x \neq t$.

If an investigator runs a TBD with $\Delta > 0$, then assumptions like those above replacing t by x allow consistent estimation of $\tau(x)$ for any $x \in (t - \Delta, t + \Delta)$. Furthermore

$$\tau_{\text{ATE}}(\Delta) \equiv \mathbb{E}(\tau(X) | t - \Delta < X < t + \Delta)$$

can be consistently estimated with error $O_p(N^{-1/2})$ in a TBD without requiring assumptions (i), (ii), and (iii).

The discussion above leaves open the possibility that an RDD could be better than a TBD when estimating τ_{thresh} . Therefore, for the remainder of the paper our primary focus will be on showing that even if the only goal is estimating τ_{thresh} , it is still beneficial to run a TBD rather than an RDD. Our other focus will be to show that when the only goal is to estimate τ_{thresh} , it is beneficial to pick a larger Δ in the experimental design stage when the option is available. Picking a larger Δ has other benefits as well such as making $\tau(x)$ identifiable for more values of the assignment variable and making $\tau_{\text{ATE}}(\Delta)$ more representative of the overall population and easier to estimate. Naturally there are non-statistical reasons to keep $\Delta < 1$.

Local linear estimation

In keeping with current RDD practice, we suppose that τ_{thresh} will be estimated with local linear regression. In particular, we assume that a parameter vector β defined by

$$\hat{\beta} = \arg \min_{\beta \in \mathbb{R}^4} \sum_{i=1}^N K\left(\frac{x_i - t}{h}\right) (Y_i - (\beta_1 + \beta_2 x_i + \beta_3 Z_i + \beta_4 x_i Z_i))^2 \quad (5)$$

will be fit for some symmetric kernel function $K(\cdot) \geq 0$ and bandwidth parameter $h > 0$, and that τ_{thresh} will be estimated with

$$\hat{\tau}_{\text{thresh}} = 2\hat{\beta}_3 + 2\hat{\beta}_4 t. \quad (6)$$

While this formulation of estimating $\hat{\tau}_{\text{thresh}}$ may be less familiar than the approach of fitting separate local linear regressions for the treatment and control groups, it is easy to check that the two formulations yield the same estimator.

We have a special interest in a uniform (boxcar) kernel $K_{\text{BC}}(x) = 1_{|x| \leq 1}$ because it is a popular kernel choice and is a local version of the regression model (2). We are also interested in a triangular spike kernel $K_{\text{TS}}(x) = (1 - |x|)_+$ where $z_+ = \max(0, z)$. This triangular kernel was shown by Cheng et al. (1997) to optimize a bias-variance tradeoff for extrapolation from $x_i > t$ to $\mathbb{E}(Y | x = t)$

and has been advocated for RDD analysis by Imbens and Kalyanaraman (2012) and Calonico et al. (2014) among others.

The local linear regression estimator from (5) has a bias and variance that both depend on the bandwidth h . Larger h typically bring greater bias because the true regression is not precisely linear over a region centered on t . Smaller h bring greater variance because then fewer data points are in the regression. Imbens and Kalyanaraman (2012) develop a method for choosing the bandwidth h that is asymptotically mean squared optimal for the RDD. In the next section, we compare the asymptotic mean squared error of the TBD with that of the RDD, when each of them has their asymptotically optimal bandwidth choice.

3 Asymptotic mean square optimal error

In this section we demonstrate the advantage of the TBD over the RDD in the setting where the bandwidth h is chosen to decrease with larger sample sizes in order to minimize the asymptotic mean squared error in the estimation $\tau_{\text{thresh}} = \mu_+(t) - \mu_-(t)$. Following Imbens and Kalyanaraman (2012), we assume the following more general regularity conditions for estimating the causal effect at $X = t$:

- (i) The triples (X_i, Y_{i+}, Y_{i-}) for $i = 1, \dots, N$ are IID.
- (ii) The distribution of X_i has density $f(\cdot)$, which is continuously differentiable at t with $f(t) > 0$.
- (iii) Conditional means $\mu_{\pm}(\cdot)$ both have at least three continuous derivatives in an open neighborhood of t , with the k 'th derivatives at t denoted $\mu_{\pm}^{(k)}(t)$.
- (iv) The kernel $K(\cdot)$ is nonnegative, symmetric, bounded, has bounded support, and is continuous on its support.
- (v) The conditional variances $\sigma_{\pm}^2(x) \equiv \text{var}(Y_{i\pm} | X_i = x)$ are both bounded in an open neighborhood of t and differentiable and strictly positive at t .
- (vi) $\mu_+^{(2)}(t) \neq \mu_-^{(2)}(t)$.

Under an RDD, $Z_i = 1$ if $X_i \geq t$ and is -1 otherwise, so these assumptions imply Assumptions 3.1–3.6 that Imbens and Kalyanaraman (2012) make for an RDD. To allow for analysis in the TBD setting, our assumptions (i)–(vi) are slightly stronger than those in Imbens and Kalyanaraman (2012). For example, unlike in our Assumption (iii), Imbens and Kalyanaraman (2012) make no assumptions on $\mu_+(\cdot)$ in the interval $(-\infty, t)$ or on $\mu_-(\cdot)$ in the interval (t, ∞) . We also require that the conditional variance functions in (v) be differentiable rather than merely continuous because the step at equation (33) in our proof for the TBD relies on it. We believe that the proof of Lemma A3 in Imbens and Kalyanaraman (2012) also requires the stronger version of this assumption. Regarding assumption (vi), Imbens and Kalyanaraman (2012) also consider the case where $\mu_+^{(2)}(t) = \mu_-^{(2)}(t)$ and show that in this case, their proposed method of estimating τ_{thresh} has error $O_p(N^{-3/7})$ rather than $O_p(N^{-2/5})$. We do not consider the case where $\mu_+^{(2)}(t) = \mu_-^{(2)}(t)$ in detail for the TBD as the result should be similar to the RDD and is of less interest for our head-to-head comparison

of TBD with RDD.

Because our assumptions (i)–(vi) imply Assumptions 3.1–3.6 in Imbens and Kalyanaraman (2012) for an RDD, if we let

$$\tilde{\nu}_j \equiv \int_0^\infty u^j K(u) du \quad \text{and} \quad \tilde{\pi}_j \equiv \int_0^\infty u^j K^2(u) du$$

for $j \in \mathbb{N}$, and let

$$\tilde{C}_1 \equiv \frac{1}{4} \left(\frac{\tilde{\nu}_2^2 - \tilde{\nu}_1 \tilde{\nu}_3}{\tilde{\nu}_0 \tilde{\nu}_2 - \tilde{\nu}_1^2} \right)^2 \quad \text{and} \quad \tilde{C}_2 \equiv \frac{\tilde{\nu}_2^2 \tilde{\pi}_0 - 2\tilde{\nu}_1 \tilde{\nu}_2 \tilde{\pi}_1 + \tilde{\nu}_1^2 \tilde{\pi}_2}{(\tilde{\nu}_2 \tilde{\nu}_0 - \tilde{\nu}_1^2)^2}, \quad (7)$$

and define

$$\text{AMSE}_{\text{RDD}}(h, N) \equiv \tilde{C}_1 (\mu_+^{(2)}(t) - \mu_-^{(2)}(t))^2 h^4 + \frac{\tilde{C}_2}{Nh} \left(\frac{\sigma_+^2(t) + \sigma_-^2(t)}{f(t)} \right), \quad (8)$$

then Lemma 3.1 of Imbens and Kalyanaraman (2012) holds. We reproduce the statement of this lemma below.

Lemma 1. *Under Assumptions (i)–(vi), if an RDD determines the treatment assignment and both $h \rightarrow 0$ and $Nh \rightarrow \infty$ as the number of samples $N \rightarrow \infty$, then the mean squared error in estimating τ_{thresh} is given by*

$$\text{MSE}_{\text{RDD}}(h, N) = \text{AMSE}_{\text{RDD}}(h, N) + o_p \left(h^4 + \frac{1}{Nh} \right), \quad (9)$$

and the asymptotically optimal bandwidth, defined by $\arg \min_h \text{AMSE}_{\text{RDD}}(h, N)$ is given by

$$h_{\text{opt,RDD}}(N) = \left(\frac{\tilde{C}_2}{4\tilde{C}_1} \right)^{1/5} \left(\frac{\sigma_+^2(t) + \sigma_-^2(t)}{f(t)(\mu_+^{(2)}(t) - \mu_-^{(2)}(t))^2} \right)^{1/5} N^{-1/5}. \quad (10)$$

Proof. Imbens and Kalyanaraman (2012, Lemma 3.1). \square

Because we wish to compare the RDD to the tie-breaker design, we derive a similar result for the asymptotic MSE for the tie-breaker design. The TBD counterparts to the RDD quantities above are

$$\nu_j \equiv \int_{-\infty}^\infty u^j K(u) du \quad \text{and} \quad \pi_j \equiv \int_{-\infty}^\infty u^j K^2(u) du$$

for $j \in \mathbb{N}$,

$$C_1 \equiv \frac{1}{4} \left(\frac{\nu_2^2 - \nu_1 \nu_3}{\nu_0 \nu_2 - \nu_1^2} \right)^2 \quad \text{and} \quad C_2 \equiv \frac{2\nu_2^2 \pi_0 - 4\nu_1 \nu_2 \pi_1 + 2\nu_1^2 \pi_2}{(\nu_2 \nu_0 - \nu_1^2)^2}, \quad (11)$$

and

$$\text{AMSE}_{\text{TBD}}(h, N) \equiv C_1 (\mu_+^{(2)}(t) - \mu_-^{(2)}(t))^2 h^4 + \frac{C_2}{Nh} \left(\frac{\sigma_+^2(t) + \sigma_-^2(t)}{f(t)} \right). \quad (12)$$

Lemma 2. *Under Assumptions (i)–(vi), if a TBD with a fixed experimental radius $\Delta > 0$ determines the treatment assignment and both $h \rightarrow 0$ and $Nh \rightarrow \infty$ as the number of samples $N \rightarrow \infty$, then the mean squared error in estimating τ_{thresh} is given by*

$$\text{MSE}_{\text{TBD}}(h, N) = \text{AMSE}_{\text{TBD}}(h, N) + o_p\left(h^4 + \frac{1}{Nh}\right), \quad (13)$$

and the asymptotically optimal bandwidth, defined by $\arg \min_h \text{AMSE}_{\text{TBD}}(h, N)$ is

$$h_{\text{opt,TBD}}(N) = \left(\frac{C_2}{4C_1}\right)^{1/5} \left(\frac{\sigma_+^2(t) + \sigma_-^2(t)}{f(t)(\mu_+^{(2)}(t) - \mu_-^{(2)}(t))^2}\right)^{1/5} N^{-1/5}. \quad (14)$$

Proof. See the Appendix. □

The proof of this lemma is very similar to the proof of Lemma 3.1 in Imbens and Kalyanaraman (2012), from their appendix. Instead of pointing to their proof and noting the parts of their proof that differ in the tie-breaker design setting, we write out the proof of Lemma 2 in the Appendix to ensure there are no subtle issues with using their proof in the tie-breaker design setting.

In formulas (8) and (12) for the leading order MSE, the first term gives the leading order squared-bias while the second term gives the leading order variance. For example, see formulas (34) and (35) for explicit calculations of the bias and variance in the TBD case. In Figure 1, we plug in scalar multiples of the optimal bandwidth for the RDD given in Lemma 1 to the first and second terms of formulas (8) and (12) to visualize the trade-off for the leading order squared-bias and variance in a tie-breaker design compared to a regression discontinuity design. The formulas simplify when defining the quantity

$$\alpha \equiv \frac{5}{4}(\mu_+^{(2)}(t) - \mu_-^{(2)}(t))^{2/5} \left(\frac{\sigma_+^2(t) + \sigma_-^2(t)}{f(t)}\right)^{4/5}, \quad (15)$$

which does not depend on h , N or the kernel choice.

In practice, the optimal bandwidth is not known and must be estimated. For both the RDD and the TBD, the optimal bandwidth depends on the quantity

$$\gamma \equiv \left(\frac{\sigma_+^2(t) + \sigma_-^2(t)}{f(t)(\mu_+^{(2)}(t) - \mu_-^{(2)}(t))^2}\right)^{1/5} \quad (16)$$

which must be estimated from the observed data. We consider the regularized estimator for γ of Imbens and Kalyanaraman (2012). We take the estimated optimal bandwidth \hat{h}_{opt} proposed in their Section 4.2 and set $\hat{\gamma}_{\text{RDD}} = \hat{h}_{\text{opt}}/(C_K N^{-1/5})$. It can be seen from the proof of Theorem 4.1 in Imbens and Kalyanaraman (2012) that under assumptions (i)–(vi), $\hat{\gamma}_{\text{RDD}} \xrightarrow{p} \gamma$. In the TBD case, we know a consistent estimator of γ exists. For example, if we let $\hat{\gamma}_{\text{TBD,naive}}$ be an estimator of γ that is constructed similarly to $\hat{\gamma}_{\text{RDD}}$ using only the subset of the data which looks like an RDD, $\hat{\gamma}_{\text{TBD,naive}} \xrightarrow{p} \gamma$. Of course such

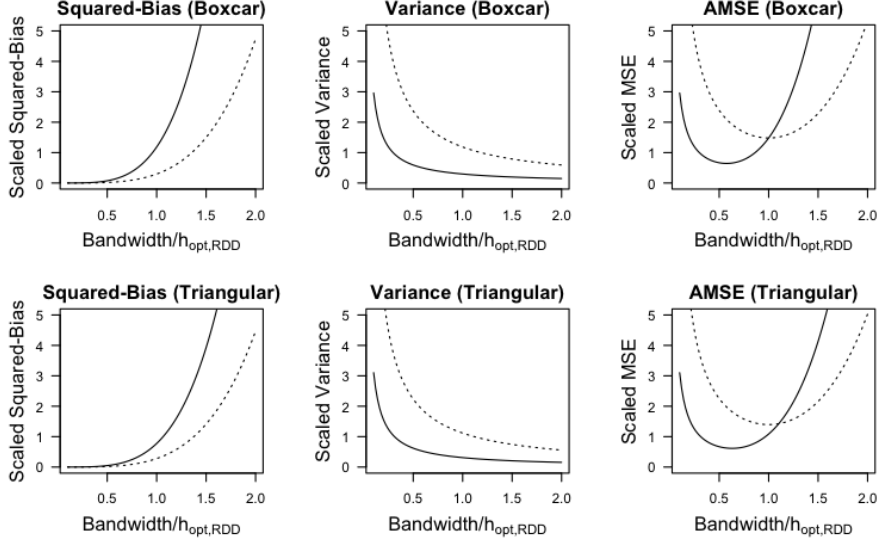


Figure 1: A comparison of the asymptotic bias-variance tradeoff for the regression discontinuity design (dotted lines) versus for the tie-breaker design (solid lines). The x-axes are in units of asymptotically MSE optimal bandwidth for RDD given at (10) while the y-axes are the leading order terms in units of $\alpha N^{-4/5}$ where N is the sample size and α is a constant given in (15) that depends on properties of the joint distribution of (X, Y, Z) in a neighborhood of the cutoff.

an estimator of γ is inefficient; in practice one should instead use an estimator of γ that does not throw out all of the control samples for which $x > t$ and all of the treated samples for which $x < t$. For our theoretical comparison of TBDs with RDDs, we are not concerned with the actual form of $\hat{\gamma}_{\text{TBD}}$ as long as it is consistent. Therefore, in the TBD case we will let $\hat{\gamma}_{\text{TBD}}$ be any estimator that satisfies $\hat{\gamma}_{\text{TBD}} \xrightarrow{p} \gamma$.

To compare the asymptotic mean squared error for the RDD versus the TBD, we will assume that if the investigator were to run an RDD and were seeking mean squared optimal estimation of τ_{thresh} , they would ultimately use the bandwidth

$$\hat{h}_{\text{opt,RDD}}(N) = \left(\frac{\tilde{C}_2}{4\tilde{C}_1} \right)^{1/5} \hat{\gamma}_{\text{RDD}} N^{-1/5}, \quad (17)$$

where $\hat{\gamma}_{\text{RDD}}$ is the consistent estimator for γ described above and \tilde{C}_j are defined at (7). We will also assume that if the investigator were to run a TBD seeking mean squared optimal estimation of τ_{thresh} , they would ultimately use the bandwidth

$$\hat{h}_{\text{opt,TBD}}(N) = \left(\frac{C_2}{4C_1} \right)^{1/5} \hat{\gamma}_{\text{TBD}} N^{-1/5}, \quad (18)$$

where $\hat{\gamma}_{\text{TBD}}$ is any consistent estimator of γ and C_j are defined at (11).

The following theorem compares the RDD with N points to a TBD with θN points for some $\theta > 0$. We will use the value of θ that provides equal MSEs for estimation of τ_{thresh} as a measure of relative efficiency.

Theorem 1. *Let $\theta > 0$ be a constant. Under assumptions (i)–(vi),*

$$\frac{\text{MSE}_{\text{RDD}}(\hat{h}_{\text{opt,RDD}}(N), N)}{\text{MSE}_{\text{TBD}}(\hat{h}_{\text{opt,TBD}}(\theta N), \theta N)} \xrightarrow{p} \theta^{4/5} \left(\frac{\tilde{C}_1 \tilde{C}_2^4}{C_1 C_2^4} \right)^{1/5} \quad \text{as } N \rightarrow \infty. \quad (19)$$

holds for any tie-breaker design of the form (4) with $\Delta > 0$.

Proof. See the Appendix. □

Asymptotic MSE for boxcar and triangular kernels

We can now compare the mean squared error in estimating τ_{thresh} for the RDD versus the TBD, under optimal bandwidth choices for our two kernels of interest. We start with the boxcar kernel. Since the boxcar kernel is given by $K_{\text{BC}}(u) = I\{|u| \leq 1\}$, $\tilde{\nu}_j = \tilde{\pi}_j = \int_0^1 u^j du = 1/(j+1)$, further implying that

$$\tilde{C}_1^{(\text{BC})} = \frac{1}{4} \left(\frac{\tilde{\nu}_2^2 - \tilde{\nu}_1 \tilde{\nu}_3}{\tilde{\nu}_2 \tilde{\nu}_0 - \tilde{\nu}_1^2} \right)^2 = \frac{1}{144} \quad \text{and} \quad \tilde{C}_2^{(\text{BC})} = \frac{\tilde{\nu}_2^2 \tilde{\pi}_0 - 2\tilde{\nu}_1 \tilde{\nu}_2 \tilde{\pi}_1 + \tilde{\nu}_1^2 \tilde{\pi}_2}{(\tilde{\nu}_2 \tilde{\nu}_0 - \tilde{\nu}_1^2)^2} = 4.$$

Similarly, $\nu_j = \pi_j = \int_{-1}^1 u^j du = I\{j \text{ is even}\} \cdot 2/(j+1)$, further implying

$$C_1^{(\text{BC})} = \frac{1}{4} \left(\frac{\nu_2^2 - \nu_1 \nu_3}{\nu_2 \nu_0 - \nu_1^2} \right)^2 = \frac{1}{36} \quad \text{and} \quad C_2^{(\text{BC})} = \frac{2\nu_2^2 \pi_0 - 4\nu_1 \nu_2 \pi_1 + 2\nu_1^2 \pi_2}{(\nu_2 \nu_0 - \nu_1^2)^2} = 1.$$

Hence if an investigator is deliberating between an RDD with N samples versus conducting a TBD (for a fixed $\Delta > 0$) with θN samples, and either experimental design is to be analyzed with a boxcar kernel, by Theorem 1 the ratios of the MSEs will satisfy

$$\frac{\text{MSE}_{\text{RDD}}^{(\text{BC})}(\hat{h}_{\text{opt,RDD}}^{(\text{BC})}(N), N)}{\text{MSE}_{\text{TBD}}^{(\text{BC})}(\hat{h}_{\text{opt,TBD}}^{(\text{BC})}(\theta N), \theta N)} \xrightarrow{p} 64^{1/5} \theta^{4/5} \quad \text{as } N \rightarrow \infty.$$

If $\theta = 1$ so that the proposed sample sizes for the TBD and RDD are the same, the MSE in estimating τ_{thresh} for the RDD will be approximately 2.3 times larger than that for the TBD. In order to achieve the same asymptotic MSE in estimating τ_{thresh} , an experimental designer deciding to use a TBD rather than an RDD would need to collect $64^{-1/4} \approx 0.35$ times as many samples.

We repeat this analysis for the triangular kernel. Since the triangular kernel is given by $K_{\text{TS}}(u) = (1 - |u|)_+$, $\tilde{\nu}_j = \int_0^1 u^j (1 - u) du = 1/(j+1) - 1/(j+2)$ and $\tilde{\pi}_j = \int_0^1 u^j (1 - u)^2 du = 1/(j+1) - 2/(j+2) + 1/(j+3)$, further implying

$$\tilde{C}_1^{(\text{TS})} = \frac{1}{4} \left(\frac{\tilde{\nu}_2^2 - \tilde{\nu}_1 \tilde{\nu}_3}{\tilde{\nu}_2 \tilde{\nu}_0 - \tilde{\nu}_1^2} \right)^2 = \frac{1}{400} \quad \text{and} \quad \tilde{C}_2^{(\text{TS})} = \frac{\tilde{\nu}_2^2 \tilde{\pi}_0 - 2\tilde{\nu}_1 \tilde{\nu}_2 \tilde{\pi}_1 + \tilde{\nu}_1^2 \tilde{\pi}_2}{(\tilde{\nu}_2 \tilde{\nu}_0 - \tilde{\nu}_1^2)^2} = \frac{24}{5}.$$

Similarly, $\nu_j = \int_{-1}^1 u^j (1 - |u|) du = I\{j \text{ is even}\} \cdot (2/(j+1) - 2/(j+2))$ and $\pi_j = \int_{-1}^1 u^j (1 - |u|)^2 du = I\{j \text{ is even}\} \cdot (2/(j+1) - 4/(j+2) + 2/(j+3))$, further implying

$$C_1^{(\text{TS})} = \frac{1}{4} \left(\frac{\nu_2^2 - \nu_1 \nu_3}{\nu_0 \nu_2 - \nu_1^2} \right)^2 = \frac{1}{144} \quad \text{and} \quad C_2^{(\text{TS})} = \frac{2\nu_2^2 \pi_0 - 4\nu_1 \nu_2 \pi_1 + 2\nu_1^2 \pi_2}{(\nu_2 \nu_0 - \nu_1^2)^2} = \frac{4}{3}.$$

Hence if an investigator is deliberating between an RDD with N samples versus conducting a TBD (for a fixed $\Delta > 0$) with θN samples, and either experimental design is to be analyzed with a triangular kernel, by Theorem 1 the ratios of the MSEs will satisfy

$$\frac{\text{MSE}_{\text{RDD}}^{(\text{TS})}(\hat{h}_{\text{opt,RDD}}^{(\text{TS})}(N), N)}{\text{MSE}_{\text{TBD}}^{(\text{TS})}(\hat{h}_{\text{opt,TBD}}^{(\text{TS})}(\theta N), \theta N)} \xrightarrow{p} 60.46618^{1/5} \theta^{4/5} \quad \text{as } N \rightarrow \infty.$$

If $\theta = 1$ so that the proposed sample sizes for the TBD and RDD are the same, the MSE in estimating τ_{thresh} for the RDD will be approximately 2.3 times larger than that for the TBD. In order to achieve the same asymptotic MSE in estimating τ_{thresh} , an experimental designer deciding to use an TBD rather than an RDD would need to collect $60.46618^{-1/4} \approx 0.36$ times as many samples. We note that 60.46618 is the exact value, not an approximation.

4 Efficiency comparisons at fixed $h > \Delta$

The asymptotic mean squared error comparison in Section 3 depends on the assumption that eventually the bandwidth for the TBD $\hat{h}_{\text{opt,TBD}}$ will be smaller than any positive experimental radius Δ . This may not be realistic for the finite sample sizes in applications. In this section we study the benefits of a TBD in the regime where the bandwidth is greater than Δ . We assume a symmetric kernel function that is Lipschitz continuous on its support.

In the regime where the bandwidth is bigger than Δ , mean squared optimality analysis for estimating τ_{thresh} is complicated by the fact that for the TBD there will typically exist an $h > \Delta$ such that the leading order bias term of $\hat{\tau}_{\text{thresh}}$ is 0. Remarkably, such a bandwidth depends only on the threshold t , the experimental radius Δ , the density $f(\cdot)$ and the kernel, but it will not depend on μ_+ , μ_- or N . That being said, we would caution investigators against picking the bandwidth that removes the leading order bias because it does not shrink with N . In particular, that bandwidth choice places too little weight on reducing variance for small N and too little weight on reducing the third order bias for large N . Due to the existence of a fixed bandwidth bigger than Δ that removes the leading order bias of $\hat{\tau}_{\text{thresh}}$, analysis of bias and mean squared optimality using second order Taylor expansions of $\mu_{\pm}(\cdot)$ would be misleading. Hence, we do not conduct an analysis similar to that seen in Section 3 for the regime where $h > \Delta$. For the regime where $h > \Delta$, we instead restrict our attention to the variance in estimating τ_{thresh} at a fixed bandwidth h . Another

reason to disregard the bias in this analysis is that if the investigator ultimately decides to undersmooth with the intention of constructing an asymptotically valid confidence interval for τ_{thresh} , then the variance will be of much more interest in comparing TBDs to RDDs.

The variance of the local linear estimator $\hat{\tau}_{\text{thresh}}$ given in (5) and (6) can be computed as follows. The design matrix for the regression is $\mathcal{X} \in \mathbb{R}^{N \times 4}$ with i 'th row $(1, x_i, Z_i, x_i Z_i)$. The response is $\mathcal{Y} = (Y_1, \dots, Y_N)^\top$. For simplicity we assume $\text{var}(\mathcal{Y} | \mathcal{X}) = \sigma^2 I_N$ and without loss of generality we assume $t = 0$. The kernel weights are $K(x_i/h)$ and we let $\mathcal{W} = \mathcal{W}(h) \in \mathbb{R}^{N \times N} = \text{diag}(K(x_i/h))$. Then

$$\hat{\beta} = \hat{\beta}(\Delta) = (\mathcal{X}^\top \mathcal{W} \mathcal{X})^{-1} \mathcal{X}^\top \mathcal{W} \mathcal{Y} \quad (20)$$

and under the assumption that $\text{var}(\mathcal{Y} | \mathcal{X}) = \sigma^2 I_N$ we have

$$\text{var}(\hat{\beta} | \mathcal{X}; \Delta) = (\mathcal{X}^\top \mathcal{W} \mathcal{X})^{-1} \mathcal{X}^\top \mathcal{W}^2 \mathcal{X} (\mathcal{X}^\top \mathcal{W} \mathcal{X})^{-1} \sigma^2. \quad (21)$$

Formula (20) for $\hat{\beta}$ matches the familiar generalized least squares formula for the case where $\text{var}(\mathcal{Y} | \mathcal{X}) = \mathcal{W} \sigma^2$. Here \mathcal{W} arises from weights that are not of inverse variance type and hence the formula for $\text{var}(\hat{\beta} | \mathcal{X}; \Delta)$ involves a \mathcal{W}^2 factor and less cancellation than we might have expected. The boxcar kernel is special because then $K(x_i/h) \in \{0, 1\}$ equals its own square. In that case $\text{var}(\hat{\beta} | \mathcal{X}; \Delta) = (\mathcal{X}^\top \mathcal{W} \mathcal{X})^{-1} \sigma^2$. The estimator is $\hat{\tau}_{\text{thresh}} = 2\hat{\beta}_3$. Therefore we study $\text{var}(\hat{\beta}_3 | \mathcal{X}; \Delta)$ under a tie-breaker design as $(\text{var}(\hat{\beta} | \mathcal{X}; \Delta))_{3,3}$ using the expression in (21).

At step 2 when the TBD distribution of Z_i is being chosen we do not have much information about $\mathcal{X} \in \mathbb{R}^{N \times 4}$ but we will later see, we know quite a bit about the quantity $N \times \text{var}(\hat{\beta}_3 | \mathcal{X}; \Delta) / \sigma^2$. For x_i from a real dataset, we see in Section 5 (e.g. Figure 5) that this quantity does not vary much for different simulations of the random treatment assignments $(Z_i)_{i=1}^N$. To get theoretical insight, we turn our attention to the uniformly spaced setting with $x_i = (2i - N - 1)/N$ to develop tractable theoretical results.

For $x_i = (2i - N - 1)/N$, the matrices $\mathcal{X}^\top \mathcal{W} \mathcal{X} / N$ and $\mathcal{X}^\top \mathcal{W}^2 \mathcal{X} / N$ contain elements that can be approximated by integrals of the form

$$\mathcal{I}^{rst} = \mathcal{I}^{rst}(\Delta, h, K) \equiv \frac{1}{2} \int_{-1}^1 x^r \mathbb{E}(Z^s | x; \Delta) K\left(\frac{x}{h}\right)^t dx \quad (22)$$

for integer exponents r, s and t . Our expressions will simplify somewhat because $Z^2 = 1$ making every $\mathcal{I}^{r,2,t} = \mathcal{I}^{r,0,t}$ and also because both x and $\mathbb{E}(Z | x; \Delta)$ are antisymmetric functions of x making them orthogonal to $K(x/h)$ which we have assumed to be symmetric. The error in those moment approximations is $O_p(N^{-1/2})$ if the Z_i are independent random variables. The error can be much less with other sampling schemes. For instance, we could use stratified sampling, forming pairs of subjects $(i, i + 1)$ in the experimental region and randomly setting $Z_i = \pm 1$ and $Z_{i+1} = -Z_i$. We will use \approx to describe approximations that are $O_p(N^{-1/2})$ or better.

Applying first $Z^2 = 1$ and then using symmetry and anti-symmetry

$$\frac{1}{N} \mathcal{X}^\top \mathcal{W} \mathcal{X} \approx \begin{matrix} & \begin{matrix} 1 & x & z & xz \end{matrix} \\ \begin{matrix} 1 \\ x \\ z \\ xz \end{matrix} & \begin{bmatrix} \mathcal{I}^{001} & \mathcal{I}^{101} & \mathcal{I}^{011} & \mathcal{I}^{111} \\ \mathcal{I}^{101} & \mathcal{I}^{201} & \mathcal{I}^{111} & \mathcal{I}^{211} \\ \mathcal{I}^{011} & \mathcal{I}^{111} & \mathcal{I}^{021} & \mathcal{I}^{121} \\ \mathcal{I}^{111} & \mathcal{I}^{211} & \mathcal{I}^{121} & \mathcal{I}^{221} \end{bmatrix} \end{matrix} = \begin{bmatrix} \mathcal{I}^{001} & 0 & 0 & \mathcal{I}^{111} \\ 0 & \mathcal{I}^{201} & \mathcal{I}^{111} & 0 \\ 0 & \mathcal{I}^{111} & \mathcal{I}^{001} & 0 \\ \mathcal{I}^{111} & 0 & 0 & \mathcal{I}^{201} \end{bmatrix}.$$

Because $K^2(\cdot)$ is also a symmetric function we also get

$$\frac{1}{N} \mathcal{X}^\top \mathcal{W}^2 \mathcal{X} \approx \begin{bmatrix} \mathcal{I}^{002} & 0 & 0 & \mathcal{I}^{112} \\ 0 & \mathcal{I}^{202} & \mathcal{I}^{112} & 0 \\ 0 & \mathcal{I}^{112} & \mathcal{I}^{002} & 0 \\ \mathcal{I}^{112} & 0 & 0 & \mathcal{I}^{202} \end{bmatrix}.$$

From all of the symmetries involved in the 32 components of these two matrices, we need to consider at most six distinct integrals. We rewrite those matrices, beginning with

$$\frac{1}{N} \mathcal{X}^\top \mathcal{W} \mathcal{X} \approx \begin{bmatrix} \kappa_0 & 0 & 0 & \phi(\Delta) \\ 0 & \kappa_2 & \phi(\Delta) & 0 \\ 0 & \phi(\Delta) & \kappa_0 & 0 \\ \phi(\Delta) & 0 & 0 & \kappa_2 \end{bmatrix} \quad (23)$$

where

$$\begin{aligned} \kappa_0 &= \frac{1}{2} \int_{-1}^1 K\left(\frac{x}{h}\right) dx, & \kappa_2 &= \frac{1}{2} \int_{-1}^1 x^2 K\left(\frac{x}{h}\right) dx, & \text{and} \\ \phi(\Delta) &= \frac{1}{2} \int_{-1}^{-\Delta} (-x) K\left(\frac{x}{h}\right) dx + \frac{1}{2} \int_{\Delta}^1 x K\left(\frac{x}{h}\right) dx = \int_{\Delta}^1 x K\left(\frac{x}{h}\right) dx. \end{aligned} \quad (24)$$

Note that κ_0 and κ_2 may depend on h but they do not depend on Δ . A similar argument shows that

$$\frac{1}{N} \mathcal{X}^\top \mathcal{W}^2 \mathcal{X} \approx \begin{bmatrix} \lambda_0 & 0 & 0 & \psi(\Delta) \\ 0 & \lambda_2 & \psi(\Delta) & 0 \\ 0 & \psi(\Delta) & \lambda_0 & 0 \\ \psi(\Delta) & 0 & 0 & \lambda_2 \end{bmatrix} \quad (25)$$

for

$$\begin{aligned} \lambda_0 &= \frac{1}{2} \int_{-1}^1 K^2\left(\frac{x}{h}\right) dx, & \lambda_2 &= \frac{1}{2} \int_{-1}^1 x^2 K^2\left(\frac{x}{h}\right) dx, & \text{and} \\ \psi(\Delta) &= \int_{\Delta}^1 x K^2\left(\frac{x}{h}\right) dx. \end{aligned} \quad (26)$$

Now we are ready to describe the asymptotic variance of $\hat{\beta}_3$.

Theorem 2. Let $x_i = (2i - N - 1)/N$, select $Z_i \in \{-1, 1\}$ by the tie-breaker equation (1). Let Y_i be uncorrelated random variables with common variance σ^2 , conditionally on $\mathcal{X} = ((1, x_1, Z_1, x_1 Z_1), \dots, (1, x_N, Z_N, x_N Z_N))$. Next, for a symmetric kernel $K(\cdot) \geq 0$ that is Lipschitz continuous on its support and a bandwidth $h > 0$, let $\hat{\beta}$ be estimated by the kernel weighted regression (5). Then

$$N\text{var}(\hat{\beta}_3 | \mathcal{X}; \Delta) = \frac{\sigma^2(\kappa_2^2 \lambda_0 - 2\kappa_2 \phi(\Delta)\psi(\Delta) + \lambda_2 \phi^2(\Delta))}{(\kappa_0 \kappa_2 - \phi^2(\Delta))^2} + O_p\left(\frac{1}{\sqrt{N}}\right), \quad (27)$$

where κ_0 , κ_2 and $\phi(\Delta)$ are defined in (24) and λ_0 , λ_2 and $\psi(\Delta)$ are defined in (26).

Proof. Reordering the components of β we find after substituting equations (23) and (25) into (21) that $\sqrt{N}(\hat{\beta}_1, \hat{\beta}_4, \hat{\beta}_2, \hat{\beta}_3)$ has variance

$$\begin{pmatrix} \kappa_0 & \phi & 0 & 0 \\ \phi & \kappa_2 & 0 & 0 \\ 0 & 0 & \kappa_0 & \phi \\ 0 & 0 & \phi & \kappa_2 \end{pmatrix}^{-1} \begin{pmatrix} \lambda_0 & \psi & 0 & 0 \\ \psi & \lambda_2 & 0 & 0 \\ 0 & 0 & \lambda_0 & \psi \\ 0 & 0 & \psi & \lambda_2 \end{pmatrix} \begin{pmatrix} \kappa_0 & \phi & 0 & 0 \\ \phi & \kappa_2 & 0 & 0 \\ 0 & 0 & \kappa_0 & \phi \\ 0 & 0 & \phi & \kappa_2 \end{pmatrix}^{-1} \sigma^2 + O_p\left(\frac{1}{\sqrt{N}}\right).$$

Now (27) follows directly by matrix inversion and multiplication. \square

Our Lipschitz condition on the kernel K is present for technical reasons. Using a formulation with fixed and discrete $x_i = (2i - N - 1)/N$, this condition allows us to obtain the same error rate of $O_p(N^{-1/2})$ as would be obtained using the formulation with random $x_i \stackrel{\text{i.i.d.}}{\sim} \mathbb{U}[-1, 1]$. Without the Lipschitz condition, an adversarially chosen kernel $K(\cdot)$ might have point discontinuities at every rational multiple of the bandwidth h . We remark that our Lipschitz condition can be loosened to a 1/2-Hölder continuity condition, with details available from the first author upon request.

The variance formula in Theorem 2 does not require the linear model (2) to hold. When it does not hold there will generally be some bias where $\mathbb{E}(2\hat{\beta}_3 | \mathcal{X}; \Delta) \neq \mu_+(0) - \mu_-(0)$. We suppose that the user will choose an h to appropriately navigate the bias variance tradeoff, but that step takes place in our step 5 above and is not available when Δ is chosen, so we resort to comparing the variance for any choice of h .

We are primarily interested in comparing the asymptotic variance of $\hat{\tau}_0 = 2\hat{\beta}_3$ for various choices of Δ . We especially want to compare the efficiency of tie-breaker designs with $\Delta > 0$ to the RDD with $\Delta = 0$. To do this we consider the efficiency ratio

$$\text{Eff}^{(N)}(\Delta) \equiv \frac{\text{var}(\hat{\tau}_{\text{thresh}} | \mathcal{X}; 0)}{\text{var}(\hat{\tau}_{\text{thresh}} | \mathcal{X}; \Delta)} = \frac{\text{var}(\hat{\beta}_3 | \mathcal{X}; 0)}{\text{var}(\hat{\beta}_3 | \mathcal{X}; \Delta)}. \quad (28)$$

Using Theorem 2, $\text{Eff}^{(N)}(\Delta)$ converges in probability to the asymptotic ef-

efficiency ratio

$$\text{Eff}(\Delta) = \frac{(\kappa_2^2 \lambda_0 - 2\kappa_2 \phi(0)\psi(0) + \lambda_2 \phi^2(0))(\kappa_0 \kappa_2 - \phi^2(\Delta))^2}{(\kappa_2^2 \lambda_0 - 2\kappa_2 \phi(\Delta)\psi(\Delta) + \lambda_2 \phi^2(\Delta))(\kappa_0 \kappa_2 - \phi^2(0))^2} \quad (29)$$

using quantities that we defined at (24) and (26).

Efficiency with boxcar and triangular kernels

In this section we present the efficiency ratios under the conditions of Theorem 2 for the two kernels of greatest interest: the boxcar kernel and the triangular kernel. We work with $x_i = (2i - N - 1)/N$ throughout this section.

For the boxcar kernel $K_{\text{BC}}(u) = 1_{|u| \leq 1}$, we can assume without loss of generality that $h \leq 1$ because there are no data with $|x_i - t| = |x_i| > 1$, and then any $h > 1$ will give the same estimate as $h = 1$. We find for this kernel that

$$\kappa_0 = \lambda_0 = h, \quad \kappa_2 = \lambda_2 = \frac{h^3}{3}, \quad \text{and} \quad \phi(\Delta) = \psi(\Delta) = \frac{(h^2 - \Delta^2)_+}{2}. \quad (30)$$

Using some foresight, we define the local tie-breaker constant $\delta = \Delta/h$. This is the fraction of the local regression region in which the treatment was assigned at random.

Proposition 1. *Under the conditions of Theorem 2 and using the boxcar kernel K_{BC} , the asymptotic efficiency of the tie-breaker design is*

$$\text{Eff}_{\text{BC}} = 1 + 6\delta^2 - 3\delta^4 \quad (31)$$

for $\delta = \Delta/h \leq 1$. If $\delta > 1$, then $\text{Eff}_{\text{BC}} = 4$.

Proof. Because many quantities from (30) are identical, substituting them into (29) produces numerous simplifications that yield

$$\text{Eff}_{\text{BC}} = \frac{\kappa_0 \kappa_2 - \phi^2(\Delta)}{\kappa_0 \kappa_2 - \phi^2(0)} = \frac{\frac{h^4}{3} - \frac{(h^2 - \Delta^2)_+^2}{4}}{\frac{h^4}{3} - \frac{h^4}{4}} = 4 - 3(1 - \delta^2)_+^2.$$

For $0 \leq \delta < 1$ formula (31) follows from expanding the quadratic while for $\delta > 1$ the positive part term vanishes. \square

Choosing $h = 1$ makes the local regression a global one. We then get the same efficiency ratio as in equation (6) from Owen and Varian (2020). By taking derivatives it is easy to show that the efficiency ratio in (31) is strictly increasing as the local amount of experimentation δ varies over the interval $0 < \delta < 1$. Figure 2 plots Eff_{BC} versus δ .

The triangular spike kernel $K_{\text{TS}}(x) = (1 - |x|)_+$ (triangular kernel for short) is more complicated than the boxcar kernel because for it, K^2 is not proportional to K . Once again, we assume that $h \in [0, 1]$. For this kernel we compute

$$\kappa_0 = \frac{h}{2}, \quad \kappa_2 = \frac{h^3}{12}, \quad \lambda_0 = \frac{h}{3}, \quad \text{and} \quad \lambda_2 = \frac{h^3}{30}$$

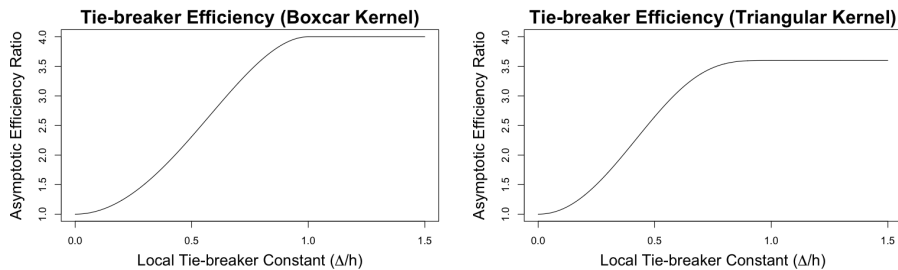


Figure 2: The left panel shows the efficiency of local tie-breaker design for uniform x_i and a boxcar kernel as a function of $\delta = \Delta/h$. The right panel shows this efficiency for a triangular kernel.

and then using $\delta = \Delta/h$, we get

$$\phi(\Delta) = \frac{h^2}{6}(1 - 3\delta^2 + 2\delta^3) \quad \text{and} \quad \psi(\Delta) = \frac{h^2}{12}(1 - 6\delta^2 + 8\delta^3 - 3\delta^4).$$

Proposition 2. *Under the conditions of Theorem 2 and using the triangular kernel K_{TS} , the asymptotic efficiency of the tie-breaker design is*

$$\text{Eff}_{\text{TS}} = \frac{2(3 - 2(1 - 3\delta^2 + 2\delta^3))^2}{5 - 5(1 - 3\delta^2 + 2\delta^3)(1 - 6\delta^2 + 8\delta^3 - 3\delta^4) + 2(1 - 3\delta^2 + 2\delta^3)^2} \quad (32)$$

for $\delta = \Delta/h \leq 1$.

Proof. This follows from plugging in the values of κ_0 , κ_2 , λ_0 , λ_2 , $\phi(\Delta)$, and $\psi(\Delta)$ for the triangular kernel into (29). The calculation is presented in the Appendix. \square

The second panel in Figure 2 shows Eff_{TS} versus the local experiment size δ . The efficiency curve has a similar monotone increasing shape as we saw for the boxcar kernel. The maximum efficiency ratio, at $\delta = 1$, is $18/5 = 3.6$ instead of 4. The efficiency ratio is a rational function of δ with a numerator of degree 4 and a denominator of degree 7. It is strictly increasing on the interval $0 < \delta < 1$, though the proof is lengthy enough to move to the Appendix.

Proposition 3. *The derivative of Eff_{TS} with respect to δ is positive for $0 < \delta < 1$.*

Proof. See the Appendix. \square

5 Classroom size data

We explored the efficiency ratio for the tie-breaker design for x_i with a uniform distribution. While that can be arranged by using ranks, in other

situations we might prefer to use the original value of a running variable and those might not be uniformly distributed. We show how to do this using a dataset from Angrist and Lavy (1999) on classroom sizes.

Angrist and Lavy (1999) studied the causal effect of classroom size on test performance of elementary school students in Israel. In Israel, the Maimonides rule mandates that elementary school classes cannot exceed 40 students. If a school has 41 students enrolled in a particular grade that grade must be split into two classes. Note that grades that have 40 or fewer enrolled students are allowed to split into multiple classes and that grades with slightly more than 40 students occasionally violate the Maimonides rule and do not split into multiple classes. Despite this, we can consider this a setting for RDD where the treatment variable is whether or not the school is legally mandated to split a particular grade into smaller classes.

The dataset, published on the Harvard Dataverse (Angrist and Lavy, 2009), has verbal and math scores for 3rd, 4th and 5th graders across Israel. We chose to focus exclusively on 4th grade verbal scores as our response variable and 4th grade enrollments as our assignment variable because Angrist and Lavy (1999) suggest that a slightly significant effect of the treatment on 4th grade verbal scores exists. Even though the data were not generated by a tie-breaker we can still compute the relative efficiency that a tie-breaker design would have had.

To simplify the analysis, we removed all schools that either had more than 80 students or more than two 4th-grade classes from the dataset. We further removed all schools that had NA entries for either class size or verbal scores, leaving $N = 711$ schools in our filtered dataset. See Figure 3 for a visualization of the distribution of the 4th grade enrollments and Figure 4 for visualizations of the local linear regression based-RDD on this dataset using boxcar and triangular kernels. We use the bandwidths h_{IK} given by the Imbens and Kalyanaraman (2012) procedure. The apparent benefit from smaller classrooms is positive but small and it turns out, not statistically significant in this analysis. The 95% confidence interval (assuming homoscedastic errors) for the effect size at the boundary of the local linear regression-based RDD was $(-1.4, 7.0)$ when a boxcar kernel with bandwidth $h_{IK,BC} = 14.18$ was used. The 95% confidence interval for the effect size at boundary of this RDD was $(-2.4, 9.4)$ when a triangular kernel with bandwidth $h_{IK,TS} = 9.02$ was used.

Next we illustrate how an investigator can estimate the efficiency of tie-breaker designs as a function of Δ on sample values of the assignment variable. First we translate the data, replacing x_i by $x_i - 40.5$ to move the threshold from $t = 40.5$ to $t = 0$. Next, for each Δ of interest we use 1000 Monte Carlo samples to estimate $\text{var}(\hat{\beta}_3 | \mathcal{X}; \Delta)$ and also $\text{var}(\hat{\beta}_3 | \mathcal{X}; 0)$, both up to a constant σ^2 . That gives us 1000 efficiency ratios $\text{Eff}^{(N)}(\Delta) = \text{var}(\hat{\beta}_3 | \mathcal{X}; 0) / \text{var}(\hat{\beta}_3 | \mathcal{X}; \Delta)$ for each Δ . In each of our 1000 samples, we simulate random assignments Z_i for a tie-breaker design at the given experimental radius Δ . The random assignments are stratified: in each consecutive pair of classroom sizes in the experimental region, one was randomly chosen to have $Z = 1$ and the other got $Z = -1$. The random Z_i let us compute the matrices \mathcal{X} and \mathcal{W} defined in the beginning

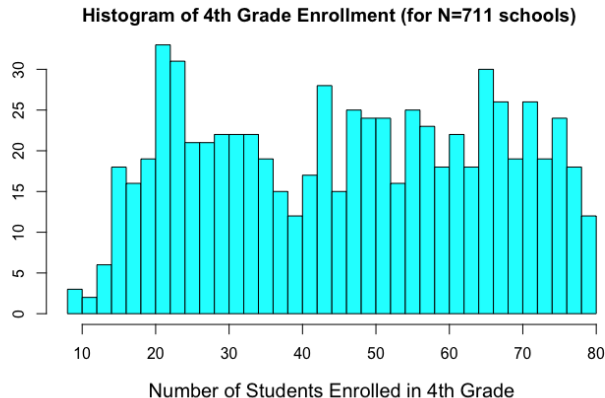


Figure 3: A histogram of 4th grade enrollments for our filtered dataset (with schools exceeding 80 4th grade students or three 4th grade classes removed).

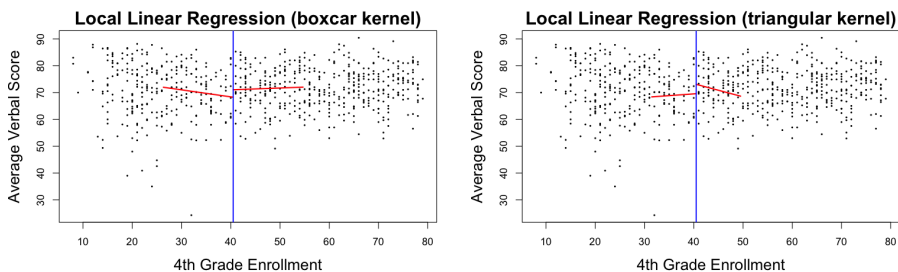


Figure 4: RDD fit to the 4th grader verbal scores from the Angrist and Lavy (2009) dataset when using a boxcar kernel (left) and a triangular kernel (right). For these two fits, the bandwidths $h_{IK,BC}$ and $h_{IK,TS}$ were chosen as in Imbens and Kalyanaraman (2012).

of Section 4, from which we compute a non-asymptotic $\text{var}(\hat{\beta}_3 | \mathcal{X}; \Delta)$. We do not simulate any Y_i values because efficiency only depends on \mathcal{X} and we are retaining the bandwidths from the Imbens and Kalyanaraman (2012) procedure on the original data. A more detailed simulation randomizing the bandwidth choice is out of scope. Our simulations demonstrate that the TBD is more efficient at each fixed h , so we expect that it will also be more efficient at a randomly chosen h . There could be exceptions if the bandwidth is adversarially correlated with the estimation errors but we don't think that is likely.

Figure 5 shows boxplots of 1000 simulated $\text{Eff}^{(N)}(\Delta)$ values for various choices of $\Delta \in \mathbb{N}$ to plot the full efficiency curve. It is clear from Figure 5 that with stratified allocations the efficiency is very reproducible. Figure 6 shows results for different bandwidths, ranging from $h_{IK}/2$ to $3h_{IK}$. Because the efficiencies are so reproducible given the bandwidth, we just plot curves of the mean and standard deviations of estimated Eff values. For the boxcar

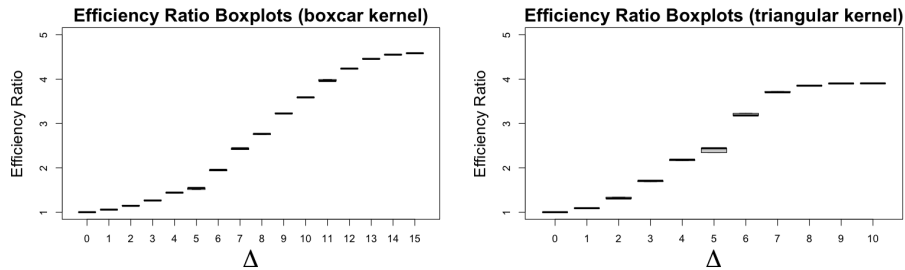


Figure 5: Boxplots of the Monte-Carlo efficiency ratio estimates for various values of $\Delta \in \mathbb{N}$ when using a boxcar kernel (left) and a triangular kernel (right). For both the boxcar kernel and the triangular kernel, we used the same bandwidth as in Figure 4, namely we used $h_{IK,BC} = 14.18$ and $h_{IK,TS} = 9.02$, respectively.

kernel we see that the tie-breaker design is reproducibly more efficient than the RDD and the effect increases as $\delta = \Delta/h$ increases for all h we studied. For the triangular kernel we see much the same thing apart from one value of δ and the smallest bandwidth where the tie-breaker comes out less efficient than RDD. For that point the experimental region consisted of just 17 data points, 8 with a class of 40 students and 9 with a class of 41 students.

For a further discussion of the Maimonides rule, see Angrist et al. (2019). They consider different data sets and also investigate the possibility that the class sizes are sometimes manipulated to be above the threshold triggering a classroom split.

Comparison with theoretical results for uniform assignment variable

Our theoretical analysis in Section 4 is for a uniformly spaced assignment variable. We can offer one explanation for why the empirical efficiencies on non-uniformly distributed data look so similar to the theoretical ones for uniformly distributed data. We use some results about non-parametric regression from Fan and Gijbels (1996, Table 2.1). Nonparametric regression estimates $\hat{\mu}(t)$ typically have an asymptotic variance where the leading term is proportional to $1/f(t)$ where f is the probability density of the x_i . This arises because the local sample size is asymptotically proportional to $f(t)$. Hence, when considering nonuniform distributions, the $1/f(t)$ factors in the leading order variance terms will cancel out when computing the efficiency ratios. Some of the nonparametric regression estimators, such as the Nadaraya-Watson estimator, have a lead term in their bias that depends on the derivative $f'(t)$ and while $f'(t) = 0$ for uniformly distributed data it is not zero in general. Kernel weighted least squares methods (with symmetric $K(\cdot)$) does not have a dependency on $f'(t)$ in its bias. There is a curvature bias from $\mu''(t)$ but that is not related to the sampling distribution of the x_i . The lead terms in bias and variance for local linear regressions do

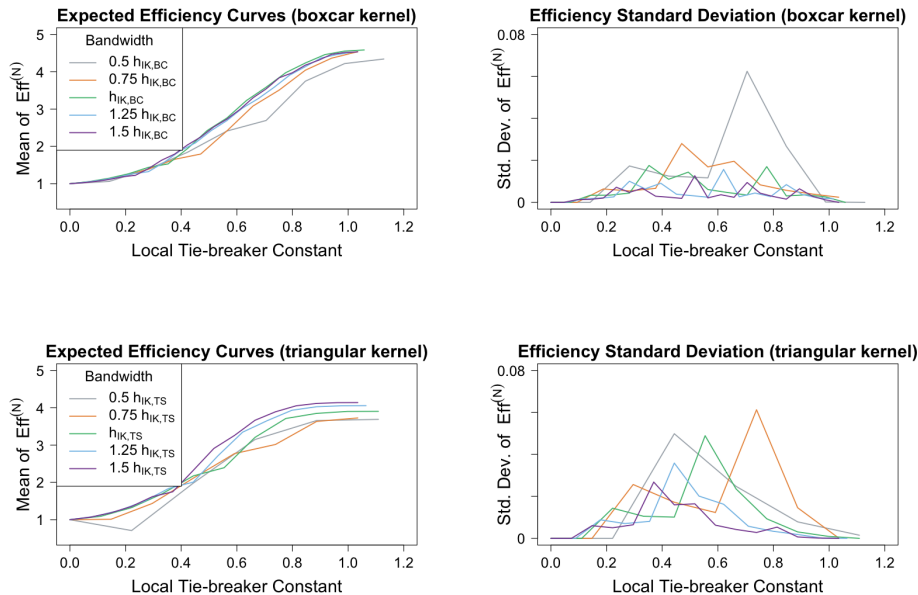


Figure 6: Monte-Carlo based estimates of the expected value (left) and standard deviation (right) of $\text{Eff}^{(N)}(\Delta)$ versus Δ/h for the Angrist and Lavy (2009) dataset of 4th grader verbal scores. For these plots a boxcar kernel (top) and a triangular kernel (bottom) were used. The bandwidths plotted are different scalar multiples of $h_{IK,BC}$ and $h_{IK,TS}$ from the procedure of Imbens and Kalyanaraman (2012). The legend for the plots on the right are the same as those for the expected efficiency curves. Note that the curves are not smooth because, to avoid redundancy, only points that corresponded to integer values of Δ were used.

not distinguish between distributions with the same value of $f(t)$ but different $f'(t)$. Thus effects of non-uniformity of X are asymptotically negligible.

6 Discussion

If an investigator is able to implement a tie-breaker design with any experimental radius $\Delta \in (0, \Delta_{\max})$, our results show that the TBD has considerable statistical advantages over the RDD.

The most obvious advantage is that the TBD allows estimation of multiple causal parameters of interest including the average treatment effect over subjects with $x \in (t - \Delta, t + \Delta)$ as well as the expected treatment at any particular $x \in (t - \Delta, t + \Delta)$. The former is estimable at a faster rate and with fewer assumptions whereas the latter may still be of interest for choosing a future policy threshold. Meanwhile, the RDD only allows estimation of τ_{thresh} , the expected treatment effect at $x = t$.

Even if the only goal is estimation of τ_{thresh} , our results indicate a statistical advantage to running a TBD rather than an RDD and an advantage to picking

a larger experimental radius $\Delta \in (0, \Delta_{\max})$. As seen in Section 3, to achieve the same asymptotic MSE in mean squared optimal estimation of τ_{thresh} , a TBD would require roughly 64 percent fewer samples than would be needed for an RDD. Moreover, the asymptotic advantage for a TBD is largely driven by its lower variance (Figure 1), so if the popular method of undersmoothing to construct asymptotically valid confidence intervals for τ_{thresh} is used instead of mean square optimal estimation, the TBD would exhibit even greater advantages over the RDD. In terms of the statistical advantages of picking a larger Δ , Owen and Varian (2020) found an efficiency advantage for the tie-breaker in a global regression, wherein the estimation variance decreased monotonically in Δ . We provide a comparable finding for the now more standard local linear regression approach: for any fixed bandwidth h , we see a theoretical efficiency that increases with the amount Δ of experimentation. We have not investigated the effect of Δ on the subsequent choice of h when $\hat{h}_{\text{opt,TBD}} > \Delta$, although one candidate choice is an $h > \Delta$ that removes the leading order bias term.

Acknowledgments

This work was supported by the U.S. National Science Foundation under grant IIS-1837931 and by a Stanford Graduate Fellowship. We thank Hal Varian and Harrison Li for commenting on the paper.

References

- Aiken, L. S., West, S. G., Schwalm, D. E., Carroll, J. L., and Hsiung, S. (1998). Comparison of a randomized and two quasi-experimental designs in a single outcome evaluation: Efficacy of a university-level remedial writing program. *Evaluation Review*, 22(2):207–244.
- Angrist, J., Hudson, S., and Pallais, A. (2014). Leveling up: Early results from a randomized evaluation of post-secondary aid. Technical report, National Bureau of Economic Research.
- Angrist, J. D. and Lavy, V. (1999). Using Maimonides’ rule to estimate the effect of class size on scholastic achievement. *The Quarterly Journal of Economics*, 114(2):533–575.
- Angrist, J. D. and Lavy, V. (2009). Replication data for: Using Maimonides’ Rule to Estimate the Effect of Class Size on Student Achievement.
- Angrist, J. D., Lavy, V., Leder-Luis, J., and Shany, A. (2019). Maimonides’ rule redux. *American Economic Review: Insights*, 1(3):309–24.
- Angrist, J. D. and Pischke, J.-S. (2014). *Mastering Metrics*. Princeton University Press, Princeton.

- Borchers, H. W. (2019). *pracma: Practical Numerical Math Functions*. R package version 2.2.9.
- Calonico, S., Cattaneo, M. D., and Titiunik, R. (2014). Robust nonparametric confidence intervals for regression-discontinuity designs. *Econometrica*, 82(6):2295–2326.
- Cheng, M.-Y., Fan, J., and Marron, J. S. (1997). On automatic boundary corrections. *The Annals of Statistics*, 25(4):1691–1708.
- Fan, J. and Gijbels, I. (1996). *Local polynomial modelling and its applications: monographs on statistics and applied probability 66*, volume 66. CRC Press, Boca Raton, FL.
- Hahn, J., Todd, P., and der Klaauw, W. V. (2001). Identification and estimation of treatment effects with a regression-discontinuity design. *Econometrica*, 69(1):201–209.
- Higham, N. J. (2002). *Accuracy and Stability of Numerical Algorithms*. Society for Industrial and Applied Mathematics, Philadelphia, second edition.
- Imbens, G. and Kalyanaraman, K. (2012). Optimal bandwidth choice for the regression discontinuity estimator. *The Review of Economic Studies*, 79:933–959.
- Imbens, G. W. and Rubin, D. B. (2015). *Causal inference in statistics, social, and biomedical sciences*. Cambridge University Press.
- Lipsey, M. W., Cordray, D. S., and Berger, D. E. (1981). Evaluation of a juvenile diversion program: Using multiple lines of evidence. *Evaluation Review*, 5(3):283–306.
- Owen, A. B. and Varian, H. (2020). Optimizing the tie-breaker regression discontinuity design. *Electronic Journal of Statistics*, 14(2):4004–4027.
- Thistlethwaite, D. L. and Campbell, D. T. (1960). Regression-discontinuity analysis: An alternative to the ex post facto experiment. *Journal of Educational psychology*, 51(6):309.
- Trochim, W. M. K. and Cappelleri, J. C. (1992). Cutoff assignment strategies for enhancing randomized clinical trials. *Controlled Clinical Trials*, pages 190–212.

A Proof of Lemma 2

Without loss of generality suppose $t = 0$ (if this is not the case we can define a new assignment variable to be a translation of the original assignment variable by t). It is convenient to define

$$\mathcal{Z}_+ \equiv \{i \in \{1, 2, \dots, N\} : Z_i = 1\} \quad \text{and} \quad \mathcal{Z}_- \equiv \{i \in \{1, 2, \dots, N\} : Z_i = -1\}.$$

Also define $N_{\pm} \equiv |\mathcal{Z}_{\pm}|$. Letting $K_h(u) \equiv K(u/h)/h$ define

$$F_{j,\pm} \equiv \frac{1}{N_{\pm}} \sum_{i \in \mathcal{Z}_{\pm}} X_i^j K_h(X_i) \quad \text{and} \quad G_{j,\pm} \equiv \frac{1}{N_{\pm}} \sum_{i \in \mathcal{Z}_{\pm}} X_i^j K_h^2(X_i) \sigma_{\pm}^2(X_i),$$

for nonnegative integers j .

Next, let f_{\pm} be the conditional density of X_i given that $Z_i = \pm 1$. That is

$$f_+(x) = \begin{cases} \frac{f(x)}{\Pr(Z_i=1)}, & \text{if } x \geq \Delta \\ \frac{f(x)}{2\Pr(Z_i=1)}, & \text{if } x \in (-\Delta, \Delta) \\ 0, & \text{if } x \leq -\Delta \end{cases} \quad \text{and} \quad f_-(x) = \begin{cases} 0, & \text{if } x \geq \Delta \\ \frac{f(x)}{2\Pr(Z_i=-1)}, & \text{if } x \in (-\Delta, \Delta) \\ \frac{f(x)}{\Pr(Z_i=-1)}, & \text{if } x \leq -\Delta. \end{cases}$$

We now prove some helpful small bandwidth approximations for $F_{j,\pm}$ and $G_{j,\pm}$.

Lemma A.1. *In the setting of Lemma 2, for nonnegative integers j ,*

$$F_{j,\pm} = h^j f_{\pm}(0) \nu_j + o_p(h^j)$$

with $\nu_j = \int_{-\infty}^{\infty} u^j K(u) du$.

Proof. We will prove this for $F_{j,+}$ and the proof for $F_{j,-}$ will be identical. First note that $F_{j,+}$ is the average of N_+ IID random variables so by the Central Limit Theorem

$$F_{j,+} = \mathbb{E}[X^j K_h(X)|Z = 1] + O_p\left(\sqrt{\text{Var}[X^j K_h(X)|Z = 1]/N_+}\right).$$

Now note that

$$\begin{aligned} \mathbb{E}[X^j K_h(X)|Z = 1] &= \int_{-\infty}^{\infty} \frac{1}{h} K(x/h) x^j f_+(x) dx \\ &= h^j \int_{-\infty}^{\infty} K(u) u^j f_+(uh) du \\ &= h^j \int_{-\infty}^{\infty} K(u) u^j f_+(0) du + h^{j+1} \int_{-\infty}^{\infty} K(u) u^{j+1} \frac{f_+(hu) - f_+(0)}{hu} du \\ &= h^j f_+(0) \nu_j + h^{j+1} \int_{-\infty}^{\infty} K(u) u^{j+1} \frac{f_+(hu) - f_+(0)}{hu} du \\ &= h^j f_+(0) \nu_j + O(h^{j+1}), \end{aligned}$$

where the last equality holds because $K(\cdot)$ is bounded with bounded support, f_+ is continuously differentiable at 0, and asymptotically $h \rightarrow 0$.

Meanwhile, the term $\text{Var}[X^j K_h(X)|Z = 1]$ is upper bounded by

$$\begin{aligned} \mathbb{E}[(K_h(X))^2 X^{2j}|Z = 1] &= \frac{1}{h^2} \int_{-\infty}^{\infty} (K(x/h))^2 x^{2j} f_+(x) dx \\ &= h^{2j-1} \int_{-\infty}^{\infty} K^2(u) u^{2j} f_+(hu) du \\ &= O(h^{2j-1}), \end{aligned}$$

where the last equality holds because $K(\cdot)$ is bounded with bounded support, f_+ is continuous and strictly positive at 0, and asymptotically $h \rightarrow 0$. Thus

$$\begin{aligned} \frac{\text{Var}[X^j K_h(X)|Z = 1]}{N_+} &\leq \frac{\mathbb{E}[(K_h(X_i))^2 X_i^{2j}|Z = 1]}{N_+} \\ &= \frac{O(h^{2j-1})}{N_+} = O\left(\frac{h^{2j}}{hN}\right) \cdot \frac{N}{N_+} = o_p(h^{2j}), \end{aligned}$$

where last equality holds because as $N \rightarrow \infty$, $hN \rightarrow \infty$, so $h^{2j}/hN = o(h^{2j})$, and because $N/N_+ = O_p(1)$.

Combining previous results

$$F_{j,+} = h^j f_+(0) \nu_j + O(h^{j+1}) + O_p(o_p(h^j)) = h^j f_+(0) \nu_j + o_p(h^j). \quad \square$$

Lemma A.2. *In the setting of Lemma 2, for nonnegative integers j ,*

$$G_{j,\pm} = h^{j-1} \sigma_{\pm}^2(0) f_{\pm}(0) \pi_j (1 + o_p(1))$$

with $\pi_j = \int_{-\infty}^{\infty} u^j K^2(u) du$.

Proof. We will prove this for $G_{j,+}$ and the proof for $G_{j,-}$ will be identical. First note that $G_{j,+}$ is the average of N_+ IID random variables so by the Central Limit Theorem

$$G_{j,+} = \mathbb{E}[X^j K_h^2(X) \sigma_+^2(X)|Z = 1] + O_p\left(\sqrt{\text{Var}[X^j K_h^2(X) \sigma_+^2(X)|Z = 1]/N_+}\right).$$

Now note that $\mathbb{E}[X^j K_h^2(X) \sigma_+^2(X)|Z = 1]$ equals

$$\begin{aligned} &\frac{1}{h^2} \int_{-\infty}^{\infty} K^2(x/h) x^j \sigma_+^2(x) f_+(x) dx \\ &= h^{j-1} \int_{-\infty}^{\infty} K^2(u) u^j \sigma_+^2(hu) f_+(hu) du \\ &= h^{j-1} \pi_j \sigma_+^2(0) f_+(0) + h^j \int_{-\infty}^{\infty} K^2(u) u^{j+1} \frac{\sigma_+^2(hu) f_+(hu) - \sigma_+^2(0) f_+(0)}{hu} du \\ &= h^{j-1} \pi_j \sigma_+^2(0) f_+(0) + O(h^j), \end{aligned} \tag{33}$$

where the last equality holds because $K(\cdot)$ is bounded with bounded support, $\sigma_+^2(\cdot) f_+(\cdot)$ is differentiable at 0, and asymptotically $h \rightarrow 0$. This is where we have used the differentiability assumption that Imbens and Kalyanaraman (2012) did not make.

Meanwhile, the term $\text{Var}[X^j K_h^2(X) \sigma_+^2(X)|Z = 1]$ is upper bounded by

$$\begin{aligned} \mathbb{E}[(K_h(X))^4 X^{2j} \sigma_+^4(X)|Z = 1] &= \frac{1}{h^4} \int_{-\infty}^{\infty} K^4(x/h) x^{2j} \sigma_+^4(x) f_+(x) dx \\ &= h^{2j-3} \int_{-\infty}^{\infty} K^4(u) u^{2j} \sigma_+^4(hu) f_+(hu) du \\ &= O(h^{2j-3}), \end{aligned}$$

where the last equality holds because $K(\cdot)$ is bounded with bounded support, $\sigma_+^2(\cdot)f_+(\cdot)$ is continuous and strictly positive at 0, and asymptotically $h \rightarrow 0$.

Thus

$$\begin{aligned} \frac{\text{Var}[X^j K_h^2(X) \sigma_+^2(X) | Z = 1]}{N_+} &\leq \frac{\mathbb{E}[X^j K_h^2(X) \sigma_+^2(X) | Z = 1]}{N_+} \\ &= \frac{O(h^{2j-3})}{N_+} = O\left(\frac{h^{2j-2}}{hN}\right) \cdot \frac{N}{N_+} = o_p(h^{2j-2}), \end{aligned}$$

where the last equality holds because as $N \rightarrow \infty$, $hN \rightarrow \infty$, so $h^{2j}/hN = o(h^{2j})$, and because $N/N_+ = O_p(1)$. Combining previous results,

$$\begin{aligned} G_{j,+} &= h^{j-1} \pi_j \sigma_+^2(0) f_+(0) + O(h^j) + O_p(o_p(h^{j-1})) \\ &= h^{j-1} \pi_j \sigma_+^2(0) f_+(0) + o_p(h^{j-1}). \end{aligned} \quad \square$$

We are now ready to compute an asymptotic approximation for the bias and variance of the causal estimator $\hat{\tau}_{\text{thresh}} = \hat{\tau}(0)$. Recall that as discussed in Section 2, $\hat{\tau}(0)$ can be equivalently estimated by solving two separate local linear regressions, one for the treatment group and one for the control group, rather than solving (5) and plugging into (6). In this proof, we use the two separate local linear regression formulation, so that the proof more closely resembles that seen in the appendix of Imbens and Kalyanaraman (2012).

In particular, define $\mathcal{X}_+ \in \mathbb{R}^{N_+ \times 2}$ and $\mathcal{X}_- \in \mathbb{R}^{N_- \times 2}$ to be the design matrices for the local linear regression restricted to the treated group and the control group respectively. That is define

$$\mathcal{X}_+ \equiv [\mathbf{1} \quad (X_i)_{i \in \mathcal{Z}_+}] \quad \text{and} \quad \mathcal{X}_- \equiv [\mathbf{1} \quad (X_i)_{i \in \mathcal{Z}_-}].$$

Also define the corresponding local linear regression weight matrices by

$$W_+ \equiv \text{diag}\left((K_h(X_i))_{i \in \mathcal{Z}_+}\right) \quad \text{and} \quad W_- \equiv \text{diag}\left((K_h(X_i))_{i \in \mathcal{Z}_-}\right),$$

and similarly define the corresponding conditional variance matrices by

$$\Sigma_+ \equiv \text{diag}\left((\sigma_+^2(X_i))_{i \in \mathcal{Z}_+}\right) \quad \text{and} \quad \Sigma_- \equiv \text{diag}\left((\sigma_-^2(X_i))_{i \in \mathcal{Z}_-}\right).$$

Finally, define $\mathcal{Y}_+ \equiv (Y_i)_{i \in \mathcal{Z}_+}$, $\mathcal{Y}_- \equiv (Y_i)_{i \in \mathcal{Z}_-}$, and let $\mathbf{e}_1 = (1, 0)$. The causal estimator for $\tau(0) = \mu_+(0) - \mu_-(0)$ is given by $\hat{\tau}(0) = \hat{\mu}_+(0) - \hat{\mu}_-(0)$, where $\hat{\mu}_+(0)$ and $\hat{\mu}_-(0)$ are the local linear regression estimators given by

$$\hat{\mu}_+(0) = \mathbf{e}_1^\top (\mathcal{X}_+^\top W_+ \mathcal{X}_+)^{-1} \mathcal{X}_+^\top W_+ \mathcal{Y}_+ \quad \text{and} \quad \hat{\mu}_-(0) = \mathbf{e}_1^\top (\mathcal{X}_-^\top W_- \mathcal{X}_-)^{-1} \mathcal{X}_-^\top W_- \mathcal{Y}_-.$$

Let $\mathcal{X} \in \mathbb{R}^{N \times 4}$ be the full design matrix whose i th row is $(1, X_i, Z_i, X_i Z_i)$, and note that the matrices \mathcal{X}_+ and \mathcal{X}_- and the sets \mathcal{Z}_+ and \mathcal{Z}_- are functions of the full design matrix.

In the next subsection we compute the asymptotic approximation to the bias of the estimator $\mathbb{E}[\hat{\tau}(0) | \mathcal{X}] - \tau(0)$ and in the following subsection we compute the asymptotic approximation to its variance $\text{Var}[\hat{\tau}(0) | \mathcal{X}]$. These calculations leverage Lemmas A.1 and A.2.

Asymptotic approximation of the bias

Define $B_+ \equiv E[\hat{\mu}_+(0)|\mathcal{X}] - \mu_+(0)$ and $B_- \equiv E[\hat{\mu}_-(0)|\mathcal{X}] - \mu_-(0)$, and note that

$$\mathbb{E}[\hat{\tau}(0)|\mathcal{X}] - \tau(0) = B_+ - B_-.$$

We will compute the asymptotic formula for B_+ and by an identical argument, the asymptotic formula for B_- will follow.

To do this note that

$$E[\hat{\mu}_+(0)|\mathcal{X}] = \mathbf{e}_1^\top (\mathcal{X}_+^\top W_+ \mathcal{X}_+)^{-1} \mathcal{X}_+^\top W_+ E[\mathcal{Y}_+|\mathcal{X}] = \mathbf{e}_1^\top (\mathcal{X}_+^\top W_+ \mathcal{X}_+)^{-1} \mathcal{X}_+^\top W_+ M_+$$

where $M_+ = (\mu(X_i))_{i \in \mathcal{Z}_+}$.

Since $\mu_+(\cdot)$ has at least three continuous derivatives in an open neighborhood of 0, for each $i \in \mathcal{Z}_i$,

$$\mu_+(X_i) = \mu_+(0) + \mu_+^{(1)}(0)X_i + \frac{1}{2}\mu_+^{(2)}(0)X_i^2 + T_i,$$

where $|T_i| \leq |X_i^3| \cdot \sup_{x \in [-|X_i|, |X_i|]} |\mu_+^{(3)}(x)|$.

So letting $T_+ = (T_i)_{i \in \mathcal{Z}_+}$ and $S_+ = (\mu_+^{(2)}(0)X_i^2/2)_{i \in \mathcal{Z}_+}$ it follows that

$$M_+ = \mathcal{X}_+ \begin{bmatrix} \mu_+(0) \\ \mu_+^{(1)}(0) \end{bmatrix} + S_+ + T_+.$$

Combining previous results

$$B_+ = \mathbf{e}_1^\top (\mathcal{X}_+^\top W_+ \mathcal{X}_+)^{-1} \mathcal{X}_+^\top W_+ M_+ - m_+(0) = \mathbf{e}_1^\top (\mathcal{X}_+^\top W_+ \mathcal{X}_+)^{-1} \mathcal{X}_+^\top W_+ (S_+ + T_+).$$

By Lemma A.1,

$$\begin{aligned} \left(\frac{1}{N_+} \mathcal{X}_+^\top W_+ \mathcal{X}_+\right)^{-1} &= \begin{bmatrix} F_{0,+} & F_{1,+} \\ F_{1,+} & F_{2,+} \end{bmatrix}^{-1} \\ &= \frac{1}{F_{0,+}F_{2,+} - F_{1,+}^2} \begin{bmatrix} F_{2,+} & -F_{1,+} \\ -F_{1,+} & F_{0,+} \end{bmatrix} \\ &= \begin{bmatrix} \frac{h^2[f_+(0)\nu_2 + o_p(1)]}{h^2 f_+^2(0)[\nu_0\nu_2 - \nu_1^2] + o_p(h^2)} & \frac{-h[f_+(0)\nu_1 + o_p(1)]}{h^2 f_+^2(0)[\nu_0\nu_2 - \nu_1^2] + o_p(h^2)} \\ \frac{-h[f_+(0)\nu_1 + o_p(1)]}{h^2 f_+^2(0)[\nu_0\nu_2 - \nu_1^2] + o_p(h^2)} & \frac{f_+(0)\nu_0 + o_p(1)}{h^2 f_+^2(0)[\nu_0\nu_2 - \nu_1^2] + o_p(h^2)} \end{bmatrix} \\ &= \begin{bmatrix} \frac{\nu_2}{f_+(0)(\nu_0\nu_2 - \nu_1^2)} + o_p(1) & -\frac{\nu_1}{hf_+(0)(\nu_0\nu_2 - \nu_1^2)} + o_p(1/h) \\ -\frac{\nu_1}{hf_+(0)(\nu_0\nu_2 - \nu_1^2)} + o_p(1/h) & \frac{\nu_0}{h^2 f_+(0)(\nu_0\nu_2 - \nu_1^2)} + o_p(1/h^2) \end{bmatrix} \\ &= \begin{bmatrix} O_p(1) & O_p(1/h) \\ O_p(1/h) & O_p(1/h^2) \end{bmatrix}. \end{aligned}$$

Now note, that since $\mu_+^{(3)}(\cdot)$ is continuous in an open neighborhood of 0, there exists an $a > 0$ for which $\sup_{x \in [-a, a]} |\mu_+^{(3)}(x)| \equiv \bar{a}_+ < \infty$. Since $K(\cdot)$

has bounded support, there exists an $\epsilon > 0$ such that all $h \in (0, \epsilon)$, $K_h(x) = 0$ whenever $|x| > a$. Therefore for all $h < \epsilon$ and all i ,

$$|K_h(X_i)T_i| \leq \left| K_h(X_i) \cdot |X_i^3| \cdot \sup_{x \in [-|X_i|, |X_i|]} |\mu_+^{(3)}(x)| \right| \leq \bar{a}_+ K_h(X_i) |X_i^3|.$$

Thus for all h sufficiently small,

$$\left| \frac{1}{N_+} \mathcal{X}_+^\top W_+ T_+ \right| \leq \bar{a}_+ \left[\frac{1}{N_+} \sum_{i \in \mathcal{Z}_+} \frac{K_h(X_i) |X_i^3|}{F_{4,+}} \right] = \begin{bmatrix} O_p(h^3) \\ O_p(h^4) \end{bmatrix}$$

where the bottom equality holds by Lemma A.1, and the top equality holds by the exact same argument as the proof of Lemma A.1 except with absolute values.

Combining the two previous results and multiplying through and dividing by N_+ ,

$$e_1^\top (\mathcal{X}_+^\top W_+ \mathcal{X}_+)^{-1} \mathcal{X}_+^\top W_+ T_+ = O_p(1) O_p(h^3) + O_p(1/h) O_p(h^4) = O_p(h^3) = o_p(h^2).$$

Similarly, by Lemma A.1,

$$\frac{1}{N_+} \mathcal{X}_+^\top W_+ S_+ = \frac{\mu_+^{(2)}(0)}{2} \begin{bmatrix} F_{2,+} \\ F_{3,+} \end{bmatrix} = \frac{\mu_+^{(2)}(0)}{2} f_+(0) \begin{bmatrix} \nu_2 h^2 + o_p(h^2) \\ \nu_3 h^3 + o_p(h^3) \end{bmatrix}$$

and therefore,

$$\begin{aligned} B_+ &= e_1^\top (\mathcal{X}_+^\top W_+ \mathcal{X}_+)^{-1} \mathcal{X}_+^\top W_+ (S_+ + T_+) \\ &= e_1^\top \left(\frac{1}{N_+} \mathcal{X}_+^\top W_+ \mathcal{X}_+ \right)^{-1} \left(\frac{1}{N_+} \mathcal{X}_+^\top W_+ S_+ \right) + o_p(h^2) \\ &= \frac{1}{2} \mu_+^{(2)}(0) f_+(0) \left[\frac{\nu_2}{f_+(0)(\nu_0 \nu_2 - \nu_1^2)} + o_p(1) \right] [\nu_2 h^2 + o_p(h^2)] \\ &\quad + \frac{1}{2} \mu_+^{(2)}(0) f_+(0) \left[-\frac{\nu_1}{h f_+(0)(\nu_0 \nu_2 - \nu_1^2)} + o_p(1/h) \right] [\nu_3 h^3 + o_p(h^3)] + o_p(h^2) \\ &= \frac{1}{2} \mu_+^{(2)}(0) \left(\frac{\nu_2^2 - \nu_3 \nu_1}{\nu_0 \nu_2 - \nu_1^2} \right) h^2 + o_p(h^2). \end{aligned}$$

A similar argument shows that

$$B_- = \frac{1}{2} \mu_-^{(2)}(0) \left(\frac{\nu_2^2 - \nu_3 \nu_1}{\nu_0 \nu_2 - \nu_1^2} \right) h^2 + o_p(h^2)$$

so recalling that the bias is given by $\mathbb{E}[\hat{\tau}(0)|\mathcal{X}] - \tau(0) = B_- - B_+$ it follows that the asymptotic formula for the bias is

$$\text{bias}_{\hat{\tau}(0)} = \mathbb{E}[\hat{\tau}(0)|\mathcal{X}] - \tau(0) = \frac{1}{2} \left(\mu_-^{(2)}(0) - \mu_+^{(2)}(0) \right) \left(\frac{\nu_2^2 - \nu_3 \nu_1}{\nu_0 \nu_2 - \nu_1^2} \right) h^2 + o_p(h^2). \quad (34)$$

Squaring the above formula, we recover the leading order squared-bias. As noted in Section 3, the leading order squared-bias is the first term in (12).

Asymptotic approximation of the variance

Defining $V_{\pm} = \text{Var}(\hat{\mu}_{\pm}(0) | \mathcal{X})$, the variance for our causal estimator is

$$\text{Var}[\hat{\tau}(0) | \mathcal{X}] = V_+ + V_- + 2\text{Cov}[\hat{\mu}_+(0), \hat{\mu}_-(0) | \mathcal{X}] = V_+ + V_-,$$

where the last equality holds because (X_i, Y_{i+}, Y_{i-}) are IID by assumption making \mathcal{Y}_+ and \mathcal{Y}_- independent conditionally on the treatment assignments which then implies that $\hat{\mu}_{\pm}(0)$ are independent conditionally on \mathcal{X} .

We now compute an asymptotic formula for V_+ and by an identical argument, the asymptotic formula for V_- will follow.

First note that

$$\begin{aligned} V_+ &= \text{Var}[\mathbf{e}_1^\top (\mathcal{X}_+^\top W_+ \mathcal{X}_+)^{-1} \mathcal{X}_+^\top W_+ \mathcal{Y}_+ | \mathcal{X}] \\ &= \mathbf{e}_1^\top (\mathcal{X}_+^\top W_+ \mathcal{X}_+)^{-1} \mathcal{X}_+^\top W_+ \text{Var}[\mathcal{Y}_+ | \mathcal{X}] W_+^\top \mathcal{X}_+ (\mathcal{X}_+^\top W_+ \mathcal{X}_+)^{-1} \mathbf{e}_1 \\ &= \mathbf{e}_1^\top (\mathcal{X}_+^\top W_+ \mathcal{X}_+)^{-1} \mathcal{X}_+^\top W_+ \Sigma_+ W_+ \mathcal{X}_+ (\mathcal{X}_+^\top W_+ \mathcal{X}_+)^{-1} \mathbf{e}_1 \end{aligned}$$

Now the middle factor rescaled by $1/N_+$ is

$$\frac{1}{N_+} \mathcal{X}_+^\top W_+ \Sigma_+ W_+ \mathcal{X}_+ = \begin{bmatrix} G_{0,+} & G_{1,+} \\ G_{1,+} & G_{2,+} \end{bmatrix}$$

and recall from the proof of the previous lemma that

$$\left(\frac{1}{N_+} \mathcal{X}_+^\top W_+ \mathcal{X}_+ \right)^{-1} = \frac{1}{F_{0,+} F_{2,+} - F_{1,+}^2} \begin{bmatrix} F_{2,+} & -F_{1,+} \\ -F_{1,+} & F_{0,+} \end{bmatrix}.$$

Thus,

$$\begin{aligned} N_+ V_+ &= \frac{1}{(F_{0,+} F_{2,+} - F_{1,+}^2)^2} \mathbf{e}_1^\top \begin{bmatrix} F_{2,+} & -F_{1,+} \\ -F_{1,+} & F_{0,+} \end{bmatrix} \begin{bmatrix} G_{0,+} & G_{1,+} \\ G_{1,+} & G_{2,+} \end{bmatrix} \begin{bmatrix} F_{2,+} & -F_{1,+} \\ -F_{1,+} & F_{0,+} \end{bmatrix} \mathbf{e}_1 \\ &= \frac{F_{2,+}^2 G_{0,+} - 2F_{1,+} F_{2,+} G_{1,+} + F_{1,+}^2 G_{2,+}}{(F_{0,+} F_{2,+} - F_{1,+}^2)^2} \\ &= \frac{\sigma_+^2(0)}{f_+(0)} \cdot \frac{(\nu_2^2 \pi_0 h^3 - 2\nu_1 \nu_2 \pi_1 h^3 + \nu_1^2 \pi_2 h^3) [1 + o_p(1)]^3}{(\nu_0 \nu_2 h^2 - \nu_1^2 h^2)^2 [1 + o_p(1)]^4} \\ &= \frac{\sigma_+^2(0)}{h f_+(0)} \left(\frac{\nu_2^2 \pi_0 - 2\nu_1 \nu_2 \pi_1 + \nu_1^2 \pi_2}{(\nu_0 \nu_2 - \nu_1^2)^2} + o_p(1) \right) \\ &= \frac{2\sigma_+^2(0) \Pr(Z_i = 1)}{h f(0)} \left(\frac{\nu_2^2 \pi_0 - 2\nu_1 \nu_2 \pi_1 + \nu_1^2 \pi_2}{(\nu_0 \nu_2 - \nu_1^2)^2} + o_p(1) \right). \end{aligned}$$

Thus dividing through by N_+ and rearranging terms,

$$V_+ = \frac{2\sigma_+^2(0)}{N h f(0)} \left(\frac{\nu_2^2 \pi_0 - 2\nu_1 \nu_2 \pi_1 + \nu_1^2 \pi_2}{(\nu_0 \nu_2 - \nu_1^2)^2} + o_p(1) \right) \cdot \frac{N \Pr(Z_i = 1)}{N_+}.$$

By the weak law of large numbers $N \Pr(Z_i = 1)/N_+ = (1 + o_p(1))$ and therefore,

$$V_+ = \frac{2\sigma_+^2(0)}{Nh f(0)} \left(\frac{\nu_2^2 \pi_0 - 2\nu_1 \nu_2 \pi_1 + \nu_1^2 \pi_2}{(\nu_0 \nu_2 - \nu_1^2)^2} \right) + o_p\left(\frac{1}{Nh}\right).$$

A similar argument shows that

$$V_- = \frac{2\sigma_-^2(0)}{Nh f(0)} \left(\frac{\nu_2^2 \pi_0 - 2\nu_1 \nu_2 \pi_1 + \nu_1^2 \pi_2}{(\nu_0 \nu_2 - \nu_1^2)^2} \right) + o_p\left(\frac{1}{Nh}\right),$$

and hence because summing $\text{Var}[\hat{\tau}(0)|\mathcal{X}] = V_+ + V_-$,

$$\text{Var}[\hat{\tau}(0)|\mathcal{X}] = \frac{2(\sigma_+^2(0) + \sigma_-^2(0))}{Nh f(0)} \left(\frac{\nu_2^2 \pi_0 - 2\nu_1 \nu_2 \pi_1 + \nu_1^2 \pi_2}{(\nu_0 \nu_2 - \nu_1^2)^2} \right) + o_p\left(\frac{1}{Nh}\right). \quad (35)$$

As remarked in Section 3, the leading order variance matches the second term in formula (12).

Asymptotic expression for mean squared error

To complete the proof of the asymptotic expression for the tie-breaker design mean squared error in Lemma 2, note that

$$\begin{aligned} \text{MSE}_{\text{TBD}}(h, N) &= \mathbb{E}[(\hat{\tau}(0) - \tau(0))^2 | \mathcal{X}] \\ &= \text{bias}_{\hat{\tau}(0)}^2 + \text{Var}[\hat{\tau}(0)|\mathcal{X}] \\ &= C_1 (\mu_-^{(2)}(0) - \mu_+^{(2)}(0))^2 h^4 + o_p(h^4) + \frac{C_2}{Nh} \left(\frac{\sigma_+^2(0) + \sigma_-^2(0)}{f(0)} \right) + o_p\left(\frac{1}{Nh}\right) \\ &= \text{AMSE}_{\text{TBD}}(h, N) + o_p\left(h^4 + \frac{1}{Nh}\right) \end{aligned}$$

where the second last equality holds from combining Equations (35), (34), and (11), while the last equality holds from definition (12).

Asymptotically optimal bandwidth expression

To complete the proof of Lemma 2, recall that we define

$$h_{\text{opt}, \text{TBD}}(N) = \arg \min_h \text{AMSE}_{\text{TBD}}(h, N)$$

and by (12), and

$$\text{AMSE}_{\text{TBD}}(h, N) \equiv C_1 (\mu_+^{(2)}(0) - \mu_-^{(2)}(0))^2 h^4 + \frac{C_2}{Nh} \left(\frac{\sigma_+^2(0) + \sigma_-^2(0)}{f(0)} \right).$$

Because by assumption $\mu_+^{(2)}(0) \neq \mu_-^{(2)}(0)$ and $f(0) > 0$, a simple calculus exercise shows that

$$h_{\text{opt}, \text{TBD}}(N) = \left(\frac{C_2}{4C_1} \right)^{1/5} \left(\frac{\sigma_+^2(0) + \sigma_-^2(0)}{f(0) (\mu_+^{(2)}(0) - \mu_-^{(2)}(0))^2} \right)^{1/5} N^{-1/5}. \quad \square$$

B Proof of Theorem 1

First note that by plugging (17) into (8), $\text{AMSE}_{\text{RDD}}(\hat{h}_{\text{opt,RDD}}(N), N)$ equals

$$\begin{aligned}
& \tilde{C}_1 (\mu_+^{(2)}(t) - \mu_-^{(2)}(t))^2 \hat{h}_{\text{opt,RDD}}^4(N) + \frac{\tilde{C}_2}{N \hat{h}_{\text{opt,RDD}}(N)} \left(\frac{\sigma_+^2(t) + \sigma_-^2(t)}{f(t)} \right) \\
&= (4\tilde{C}_1 \tilde{C}_2^4)^{1/5} N^{-4/5} \left[\frac{1}{4} (\mu_+^{(2)}(t) - \mu_-^{(2)}(t))^2 \hat{\gamma}_{\text{RDD}}^4 + \frac{\sigma_+^2(t) + \sigma_-^2(t)}{\hat{\gamma}_{\text{RDD}} f(t)} \right] \\
&= (4\tilde{C}_1 \tilde{C}_2^4)^{1/5} N^{-4/5} \left[\frac{1}{4} (\mu_+^{(2)}(t) - \mu_-^{(2)}(t))^2 (\gamma + o_p(1))^4 + \frac{\sigma_+^2(t) + \sigma_-^2(t)}{(\gamma + o_p(1)) f(t)} \right] \\
&= (4\tilde{C}_1 \tilde{C}_2^4)^{1/5} N^{-4/5} \left[\frac{1}{4} (\mu_+^{(2)}(t) - \mu_-^{(2)}(t))^2 \gamma^4 + \frac{\sigma_+^2(t) + \sigma_-^2(t)}{\gamma f(t)} + o_p(1) \right] \\
&= (4\tilde{C}_1 \tilde{C}_2^4)^{1/5} N^{-4/5} [\alpha + o_p(1)],
\end{aligned}$$

where the third equality holds since $\hat{\gamma}_{\text{RDD}} \xrightarrow{p} \gamma$ and the last inequality uses definitions (15) and (16).

Plugging (18) into (12), an identical argument that uses $\hat{\gamma}_{\text{TBD}} \xrightarrow{p} \gamma$ and definitions (15) and (16) yields

$$\text{AMSE}_{\text{TBD}}(\hat{h}_{\text{opt,TBD}}(\theta N), \theta N) = (4C_1 C_2^4)^{1/5} (\theta N)^{-4/5} [\alpha + o_p(1)].$$

In applying Lemma 1, it will be helpful to note that

$$\begin{aligned}
o_p\left(\hat{h}_{\text{opt,RDD}}^4(N) + \frac{1}{N \hat{h}_{\text{opt,RDD}}(N)}\right) &= o_p\left(\hat{h}_{\text{opt,RDD}}^4(N)\right) + o_p\left(\frac{1}{N \hat{h}_{\text{opt,RDD}}(N)}\right) \\
&= o_p\left(\hat{\gamma}_{\text{RDD}}^4 N^{-4/5}\right) + o_p\left(\frac{1}{\hat{\gamma}_{\text{RDD}}} N^{-4/5}\right) \\
&= o_p\left((\gamma + o_p(1))^4 N^{-4/5}\right) + o_p\left(\frac{1}{(\gamma + o_p(1))} N^{-4/5}\right) \\
&= N^{-4/5} o_p(O_p(1)) + N^{-4/5} o_p(O_p(1)) \\
&= N^{-4/5} o_p(1),
\end{aligned}$$

where above we use $\hat{\gamma}_{\text{RDD}} \xrightarrow{p} \gamma$. A similar argument using $\hat{\gamma}_{\text{TBD}} \xrightarrow{p} \gamma$ shows that

$$o_p\left(\hat{h}_{\text{opt,TBD}}^4(\theta N) + \frac{1}{(\theta N) \hat{h}_{\text{opt,TBD}}(\theta N)}\right) = (\theta N)^{-4/5} o_p(1).$$

This simplification is helpful in applying Lemma 2.

Therefore under the conditions of Theorem 1, by applying Lemmas 1 and 2

and combining the previous results,

$$\begin{aligned}
\frac{\text{MSE}_{\text{RDD}}(\hat{h}_{\text{opt,RDD}}(N), N)}{\text{MSE}_{\text{TBD}}(\hat{h}_{\text{opt,TBD}}(\theta N), \theta N)} &= \frac{\text{AMSE}_{\text{RDD}}(\hat{h}_{\text{opt,RDD}}(N), N) + N^{-4/5}o_p(1)}{\text{AMSE}_{\text{TBD}}(\hat{h}_{\text{opt,TBD}}(\theta N), \theta N) + (\theta N)^{-4/5}o_p(1)} \\
&= \frac{(4\tilde{C}_1\tilde{C}_2^4)^{1/5}N^{-4/5}[\alpha + o_p(1)] + N^{-4/5}o_p(1)}{(4C_1C_2^4)^{1/5}(\theta N)^{-4/5}[\alpha + o_p(1)] + (\theta N)^{-4/5}o_p(1)} \\
&= \frac{(4\tilde{C}_1\tilde{C}_2^4)^{1/5}[\alpha + o_p(1)] + o_p(1)}{(4C_1C_2^4)^{1/5}\theta^{-4/5}[\alpha + o_p(1)] + \theta^{-4/5}o_p(1)} \\
&= \theta^{4/5}\left(\frac{\tilde{C}_1\tilde{C}_2^4}{C_1C_2^4}\right) + o_p(1). \quad \square
\end{aligned}$$

C Proof of Proposition 2

When we substitute values for the triangular kernel into the efficiency formula (29) we get some simplifications from $\lambda_0 = (2/3)\kappa_0$ and $\lambda_2 = (2/5)\kappa_2$. The constant term in $N\text{var}(\hat{\beta}_3)/\sigma^2$ becomes

$$\frac{(2/3)\kappa_2^2\kappa_0 - 2\kappa_2\phi(\Delta)\psi(\Delta) + (2/5)\kappa_2}{(\kappa_0\kappa_2 - \phi^2(\Delta))^2} = 15\kappa_2 \frac{10\kappa_2\kappa_0 - 30\phi(\Delta)\psi(\Delta) + 6}{(\kappa_0\kappa_2 - \phi^2(\Delta))^2}$$

so that the efficiency ratio is

$$\text{Eff}_{\text{TS}} = \frac{5\kappa_0\kappa_2 - 15\phi(0)\psi(0) + 3\phi^2(0)}{5\kappa_0\kappa_2 - 15\phi(\Delta)\psi(\Delta) + 3\phi^2(\Delta)} \times \frac{(\kappa_0\kappa_2 - \phi^2(\Delta))^2}{(\kappa_0\kappa_2 - \phi^2(0))^2} \quad (36)$$

after cancelling a common factor of $30\kappa_2$. Next $5\kappa_0\kappa_2 - 15\phi(\Delta)\psi(\Delta) + 3\phi^2(\Delta)$ equals

$$\frac{5h^4}{24} - 15\frac{h^4}{72}(1 - 3\delta^2 + 2\delta^3)(1 - 6\delta^2 + 8\delta^3 - 3\delta^4) + \frac{h^4}{12}(1 - 3\delta^2 + 2\delta^3)^2$$

and so the first factor in (36) is

$$\frac{2}{5 - 5(1 - 3\delta^2 + 2\delta^3)(1 - 6\delta^2 + 8\delta^3 - 3\delta^4) + 2(1 - 3\delta^2 + 2\delta^3)^2}.$$

Turning to the second factor

$$\kappa_0\kappa_2 - \phi^2(\Delta) = \frac{h^4}{24} - \frac{h^4}{36}(1 - 3\delta^2 + 2\delta^3)^2 = \frac{h^4}{72}(3 - 2(1 - 3\delta^2 + 2\delta^3)^2)$$

and so the second factor equals $(3 - 2(1 - 3\delta^2 + 2\delta^3)^2)^2$, establishing (32).

D Proof of Proposition 3

We want to show that this function

$$\text{Eff}_{\text{TS}}(\delta) = \frac{2(3 - 2(1 - 3\delta^2 + 2\delta^3)^2)^2}{5 - 5(1 - 3\delta^2 + 2\delta^3)(1 - 6\delta^2 + 8\delta^3 - 3\delta^4) + 2(1 - 3\delta^2 + 2\delta^3)^2}$$

has a positive derivative for $0 < \delta < 1$. The numerator has degree 12 and the denominator has degree 7. The customary formula for the derivative of a rational function produces a rational function with a non-negative denominator and a numerator of degree 18. We will work through a sequence of steps reducing the degree of this polynomial to show that the numerator must be positive on $(0, 1)$. That then rigorously establishes the monotonicity of $\text{Eff}_{\text{TS}}(\delta)$ which is visually apparent.

It is convenient to work instead with $x = 1 - \delta$. Then $1 - 3\delta^2 + 2\delta^3 = 3x^2 - 2x^3$ and $1 - 6\delta^2 + 8\delta^3 - 3\delta^4 = 4x^3 - 3x^4$. Therefore $\text{Eff}_{\text{TS}}(\delta) = f(1 - \delta)$ where f is a function given by

$$\begin{aligned} f(x) &= \frac{2(3 - 2(3x^2 - 2x^3)^2)^2}{5 - 5(3x^2 - 2x^3)(4x^3 - 3x^4) + 2(3x^2 - 2x^3)^2} \\ &= \frac{2(3 - 2x^4(3 - 2x)^2)^2}{5 - 5x^5(3 - 2x)(4 - 3x) + 2x^4(3 - 2x)^2} \\ &= \frac{2(3 - 2x^4(3 - 2x)^2)^2}{5 + [x^4(3 - 2x)][6 - 24x + 15x^2]} \\ &= \frac{2(3 - 2g(x)(3 - 2x))^2}{5 + g(x)(6 - 24x + 15x^2)} \end{aligned}$$

for $g(x) = x^4(3 - 2x)$ and having replaced δ by $x = 1 - \delta$ we will show that $f'(x) < 0$.

In the usual formula for the derivative of a ratio, $f'(x)$ has this numerator

$$\begin{aligned} n_1(x) &= 4(3 - 2g(x)(3 - 2x))(4g(x) - 2g'(x)(3 - 2x))[5 + g(x)(6 - 24x + 15x^2)] \\ &\quad - 2(3 - 2g(x)(3 - 2x))^2[g'(x)(6 - 24x + 15x^2) + g(x)(-24 + 30x)]. \end{aligned}$$

Notice that $0 \leq g(x)(3 - 2x) \leq 1$ for $x \in [0, 1]$ and so $3 - 2g(x)(3 - 2x) > 0$. As a result, the sign of $n_1(x)$ is preserved by dividing it by $2(3 - 2g(x)(3 - 2x))$, yielding

$$\begin{aligned} n_2(x) &= 2(4g(x) - 2g'(x)(3 - 2x))[5 + g(x)(6 - 24x + 15x^2)] \\ &\quad - (3 - 2g(x)(3 - 2x))[g'(x)(6 - 24x + 15x^2) + g(x)(-24 + 30x)]. \end{aligned}$$

Now since $g(x) = x^3[x(3 - 2x)]$ and $g'(x) = x^3[12 - 10x]$ and $x \in (0, 1)$ we can

divide $n_2(x)$ by $x^3/6$ finding that it has the same sign as

$$\begin{aligned}
n_3(x) &= \frac{1}{3}(4x - 2(12 - 10x))(3 - 2x)[5 + g(x)(6 - 24x + 15x^2)] \\
&\quad - \frac{1}{6}(3 - 2g(x)(3 - 2x))[(12 - 10x)(6 - 24x + 15x^2) + x(3 - 2x)(-24 + 30x)] \\
&= -8(1 - x)(3 - 2x)[5 + g(x)(6 - 24x + 15x^2)] \\
&\quad - (3 - 2g(x)(3 - 2x))[-35x^3 + 93x^2 - 70x + 12] \\
&= -8(1 - x)(3 - 2x)[5 + g(x)(6 - 24x + 15x^2)] \\
&\quad - (3 - 2g(x)(3 - 2x))(1 - x)(35x^2 - 58x + 12).
\end{aligned}$$

We can divide $n_3(x)$ by $-(1 - x)$ getting a polynomial $n_4(x)$ with the opposite sign from n_3 . This yields

$$\begin{aligned}
n_4(x) &= 8(3 - 2x)[5 + g(x)(6 - 24x + 15x^2)] + (3 - 2g(x)(3 - 2x))(35x^2 - 58x + 12) \\
&= 8(3 - 2x)[-30x^7 + 93x^6 - 84x^5 + 18x^4 + 5] \\
&\quad + (-8x^6 + 24x^5 - 18x^4 + 3)(35x^2 - 58x + 12) \\
&= 8[60x^8 - 276x^7 + 447x^6 - 288x^5 + 54x^4 - 10x + 15] \\
&\quad + (-280x^8 + 1304x^7 - 2118x^6 + 1332x^5 - 216x^4 + 105x^2 - 174x + 36) \\
&= 200x^8 - 904x^7 + 1458x^6 - 972x^5 + 216x^4 + 105x^2 - 254x + 156.
\end{aligned}$$

Note that the coefficient of x^3 in n_4 is a zero that must not be left out when entering the coefficients into symbolic differentiation codes.

We want to show that $n_4(x) > 0$ for $x \in (0, 1)$ which then makes $n_3(x) < 0$ and ultimately $f'(x) < 0$ so that $\text{Eff}'_{\text{TS}}(\delta) > 0$ for $\delta = 1 - x \in (0, 1)$.

Our next step is to show that $n_4''(x) > 0$ for all $x \in [0, 1]$. Note that

$$n_4''(x) = 11200x^6 - 37968x^5 + 43740x^4 - 19440x^3 + 2592x^2 + 210.$$

Graphing $n_4''(x)$ versus x and evaluating it numerically, makes it is clear that $148 < n_4''(x) < 369$. Our next few steps are just to eliminate even an unreasonable doubt about the sign of n_4'' . Some readers might prefer to skip that and go instead to the subsection marked "Conclusion of the proof".

Positivity of n_4''

We begin by writing

$$n_4'''(x) = 48x(1400x^4 - 3955x^3 + 3645x^2 - 1215x + 108).$$

Then by the triangle inequality,

$$|n_4'''(x)| \leq 48(1400 + 3955 + 3645 + 1215 + 108) = 495504 \leq 2^{19} \quad (37)$$

for all $x \in [0, 1]$.

Now for $k \in \{0, 1, \dots, 2^{12}\}$ define $x_k = k2^{-12}$. For each k we will let $\widehat{n_4''(x_k)}$ be the numerical evaluation for the polynomial $n_4''(x_k)$ computed using Horner's method with double-precision in R, implemented with the 'horner' function in the **pracma** R package of Borchers (2019).

By formula (5.3) in Higham (2002), the absolute error in Horner's method for the polynomial $\sum_{r=0}^n a_r x^r$ is at most $\gamma_{2n} \tilde{p}(|x|)$ where $\gamma_{2n} \equiv 2nu/(1-2nu)$, u is the unit roundoff, and $\tilde{p}(|x|) = \sum_{r=0}^n |a_r| |x|^r$.

Applying that bound to our 6th degree polynomial $n_4''(x)$, and noting that for each $x \in [0, 1]$, $\tilde{p}(|x|)$ will be at most the sum of the absolute value of the coefficients we find that

$$\max_{0 \leq k \leq 2^{12}} |n_4''(x_k) - \widehat{n_4''(x_k)}| \leq \gamma_{2 \times 6} \tilde{p}(|x_k|) \leq \frac{12u}{1-12u} \times 115,150. \quad (38)$$

We need not worry about floating point error induced by evaluating x_k , because each x_k is a floating point number. For double precision in R, the unit roundoff is $u = 2^{-53} \leq 2 \times 10^{-15}$ from which $12u/(1-12u) \leq 10^{-13}$, and so the maximum error in (38) is at most 10^{-7} . The smallest value of $\widehat{n_4''(x_k)}$ among all $2^{12} + 1$ evaluation points x_k was 148.5743 and so $\min_{0 \leq k \leq 2^{12}} \widehat{n_4''(x_k)} \geq 148$.

Now we are ready to prove that $n_4''(x) > 0$ for all $x \in [0, 1]$. For any $x \in [0, 1]$ there exists $k_* \in \{0, 1, \dots, 2^{12}\}$ with $|x - x_{k_*}| \leq 2^{-13}$. By (37) we know that n_4'' is Lipschitz continuous on $[0, 1]$ with Lipschitz constant 2^{19} . Therefore

$$n_4''(x) \geq n_4''(x_{k_*}) - |n_4''(x_{k_*}) - n_4''(x)| \geq 148 - 2^{19} \times 2^{-13} > 0,$$

holds for all $x \in [0, 1]$.

Conclusion of the proof

We have shown above that $n_4''(x) > 0$ for any $x \in [0, 1]$. Now since $n_4'(1) = -20$, and $n_4''(x) > 0$ for all $x \in [0, 1]$, it follows that $n_4'(x) < 0$ for all $x \in [0, 1]$. Finally since $n_4(1) = 5$ and $n_4'(x) < 0$ for all $x \in [0, 1]$, it follows that $n_4(x) > 0$ for all $x \in [0, 1]$. This completes the proof. \square