

Work Patterns of Software Engineers in the Forced Working-From-Home Mode

Darja Šmite[†]
Blekinge Institute of
Technology
Karlskrona, Sweden
darja.smite@bth.se

Nils Brede Moe
SINTEF
Trondheim, Norway
nils.b.moe@sintef.no

Eriks Klotins
Blekinge Institute of
Technology
Karlskrona, Sweden
eriks.klotins@bth.se

Javier Gonzalez-Huerta
Blekinge Institute of
Technology
Karlskrona, Sweden
javier.gonzalez.huerta@bth.se

ABSTRACT

The COVID-19 outbreak has admittedly caused a major disruption worldwide. The interruptions to production, transportation and mobility have clearly had a significant impact on the well-functioning of the global supply and demand chain. But what happened to the companies developing digital services, such as software? Were they interrupted as much or at all? And how has the enforced Working-From-Home (WFH) mode impacted their ability to continue to deliver software. We hear that some managers are concerned that their engineers are not working effectively from home, or even lack the motivation to work in general, that teams lose touch and that managers do not notice when things go wrong. At the same time, some companies, like Twitter and Facebook, announce their permanent remote-work policies. In this article, we share our findings from monitoring the situation in an international software company with engineers located in Sweden, USA and the UK, by analyzing archives of commit data, calendar invites and Slack communication, as well as the internal reports of WFH experiences and 18 interviews. We find that company engineers continue committing code and carry out their daily duties without major disruptions, while their routines have gradually adjusted to “the new norm” with new emerging practices and various changes to the old ones.

KEYWORDS

Working from home, WFH, Telework, COVID-19, software engineering, case study, empirical study

1 The Work-From-Home Mode

One of the first studies of pioneers working from home (WFH) or doing home telework published in 1984 [1] starts with a futuristic vision of the white-collar labor force working in home offices. Just 36 years later, IT industry giants Twitter and Facebook announced their permanent remote-work policies based on the experiences from the forced WFH mode during the pandemic. What is the role of “working-from-home” and why is it the likely future after the fight against the COVID-19 ends?

Working from home is not a new phenomenon. First studies of home teleworking originate in the 1970s along with the declining costs of data communications and the influx of microcomputers into homes and offices [1, 2]. Back then, the motivation for

teleworking was either related to the energy shortages and the willingness to decrease the daily commute, or a clear gender segregated motivation. The typical teleworkers at the time included “self-disciplined full-time clerical women seeking income at reduced personal expense, managerial and professional mothers wanting to nurture young children without dropping completely behind in their careers; and male managers or professionals who value the part-time integration of work and family life more than they do competition for further advancement in their organizations” [1]. Since then a lot of things have changed, the accessibility and advancement of telecommunication services and equipment, increase in the need for employee empowerment and improvement of the work life balance. In fact, commute reduction and family obligations, the prime motivators in the past, have stopped being instrumental a while ago [2].

Quite a few companies today implement WFH as an element of flexibility leading to a regular but partial practice (a few days a week) [3] and some even as a general company practice (also known as teleworking) [4]. Telework is often associated with the perceived increase of productivity and job satisfaction, although mostly self-reported by home workers, but also a great managerial issue and a loss of control as reported by the managers [2]. Managers repeatedly raise the question whether “working-from-home” would not lead to “shirking from home” [5]. The typical “Theory X style managers” [6] with a low perception of self-efficacy, i.e. who do not rely on their employees' ability to handle remote infrastructure, solve situations independently, manage time properly or working without supervision have an especially skeptical attitude towards telework [7]. The mistrust is also felt by the teleworkers themselves who confirm that their supervisors tolerate their preference for WFH [1]. Even some coworkers share the skeptical attitudes towards teleworkers, thinking that the off-premise colleagues are not working full time, while others express acceptance and occasional awe, envy, jealousy, or resentment [1]. Motivated by the willingness to understand the actual state and future of the WFH, we share our findings from studying the changes in performance and work routines in the first eleven weeks after all company employees in the company, which we for anonymity reasons call “InterSoft”, were sent to work from home. InterSoft is an international software company with development offices in Sweden, the UK and USA. Thanks to the geographic distribution, the company has had the facilitating conditions and infrastructure to enable distributed work already before the

pandemic (usually associated with both the ease to implement telework, and the positive attitude toward it [7]). At the same time, as an agile company, InterSoft promotes collaboration and teamwork, which often highly depend on collocation. This is another reason why we were so curious to study InterSoft’s ability to transit into WFH.

2 Overview of the Study

Our goal is to understand how company employees are coping with the WFH mode and what changes in daily routines have they implemented. The situation, i.e. enforced WFH mode in a corporate setting, is unique compared to previous studies of WFH, which are biased towards workers who voluntarily choose to telework [2]. It also addresses the common definitional issue of who qualifies as a teleworker, since many previous studies have focused on individuals following the practice only partially [2]. Our study delves into the changes in performance and work routines and is driven by the following research questions:

RQ1: How is individual performance in terms of code production affected by WFH?

RQ2: How did the daily work routines change due to WFH?

To answer our questions, we collected quantitative and qualitative data from a variety of sources.

Quantitative data collection and analysis focused on understanding the daily routines of developers. We looked into when and how much code engineers commit to main branches in all version control repositories, accepted meeting invites, and Slack posts in public channels with >10 members. We based our analysis on obfuscated datasets cleaned from the information that would allow identifying a person.

For analyzing changes in the relative distribution of commits during the day, we analyzed commits pushed to main branch between 2020-01-01 –2020-03-10 for the “office” control period and from 2020-03-11 –2020-05-30 for the WFH period. The changes in commit volume has been also compared to the previous year. Further, we filtered out the top 25% of the commits considering size, because these are likely to be committed by automated *bots*.

We also delve into the meeting data distinguishing the meeting invitations accepted by engineers, non-recurring and recurring (programmed to occur in a certain cadence). We filtered out: i) meetings longer than 8 hours because these are likely to be events which do not reflect the meeting habits; ii) meetings with less than 2 participants or more than 20, to exclude self-bookings and large gatherings. We analyze the same periods as the “office” control period and the WFH period as in the case of commits. We compared the daily routines as well as analyzed the changes in the average number of meetings, the average duration of meetings, the total time spent in meetings per engineer per week, as well as the total number of meetings scheduled per week.

Finally, we analyzed the Slack data by considering posts done by engineers to public channels with more than 10 subscribers. We use the Slack data to compare the daily routines and visualize the changes in asynchronous communication.

The quantitative analysis was performed from the point of view of the user performing different actions (commits, meetings or Slack messages) happening in the user’s timezone. Therefore, the same events, e.g. a meeting, will be accounted as happening in different hours for different users in different time zones, depending on the user’s location, although happening at the same time. NumPy, Scipy, Pandas and Matplotlib libraries for Python 3.7.4 were used to carry out the analysis.

Qualitative data collection and analysis sought explanations for our findings from quantitative analysis. We conducted 18 semi-structured interviews with 15 engineers and three managers. Interviewees were selected by convenience sampling, at the same time aiming at having representatives from the main locations, age groups and family situations. All interviews were 45-60 min long, conducted by two researchers in English via Zoom. All interviews but one were audio-recorded with the consent of the interviewees. The interviewees were asked to describe their workspace, detail a typical day from the early start until the late evening, reflect on the changes in the daily routines (schedule, tasks, meetings, teamwork, ceremonies, etc.), reflect on what works and what does not work in the WFH mode, and hopes for the future. One of the interviewers led the interview, while the other took detailed notes (close to transcription). After the interview, notes were refined and complemented if necessary. Qualitative data analysis started with thematic coding, during which we coded information describing the home office, daily routines and their changes, benefits and shortcomings of the WFH as well as openly coded some interesting quotes from each of the interviews. Finally, we had access to four internal company reports of the WFH experiences, which served as 1) an input for identifying interesting questions and categories for our analysis, and 2) an additional source of company-wide inquiry, verifying some of our findings by representing a wider sample.

To answer our research questions, we looked at the patterns emerging from thematic analysis and quantitative data analysis. We linked the quantitative findings with possible explanations obtained during the interviews, and constructed narratives portraying the experiences with WFH, which were sent to all interviewees for verification.

3 Work Patterns in the Forced WFH Mode

In March, 2020 all InterSoft employees in all locations were instructed to work from home, initially for a period of two weeks, which during our study was extended four times. Evidently, nobody could foresee that the WFH mode would last so long. From the start, many employees realized that their homes do not provide sufficiently ergonomic work conditions. In support, InterSoft management launched a program for reimbursing home office equipment, which for the majority meant buying a monitor, an office chair, and/or an external keyboard. Many of the common routines had to adjust too. In the following, we capture the WFH experiences during the first eleven weeks (w11-22) based on the quantitative data collected from the company repositories, and the qualitative data obtained through interviews.

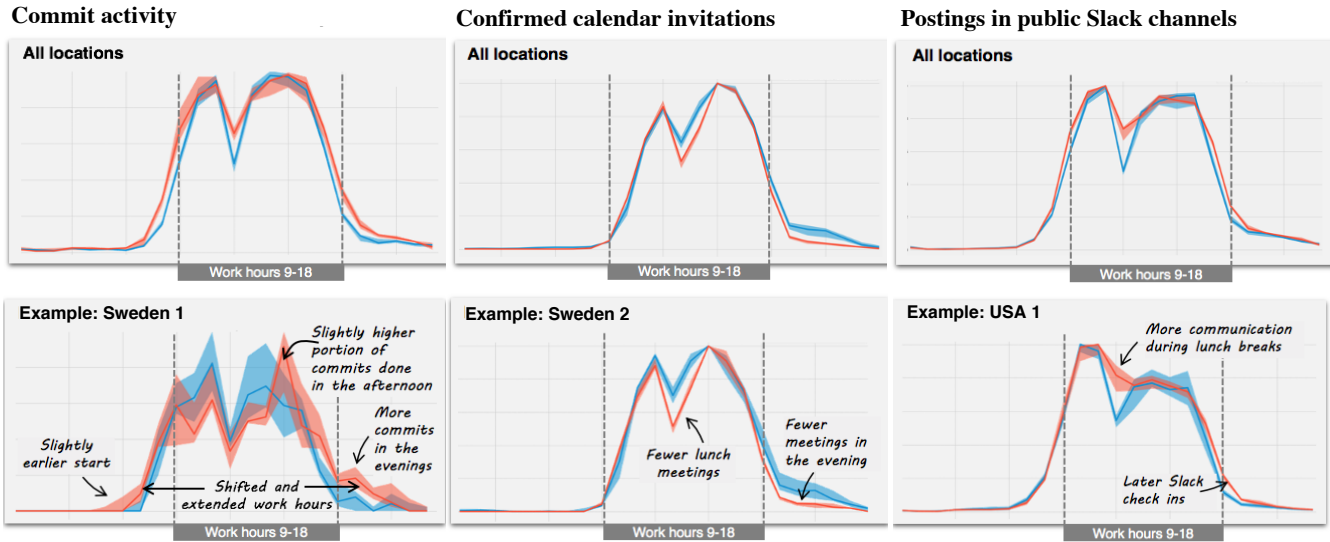


Figure 1: Daily activity. The blue area represents 25-75% quantiles during the office work (2020-01-01 – 2020-03-11) with the blue line denoting the average value, while the red area and line represent the WFH period (2020-03-12 – 2020-05-30).

3.1 Daily routines during the transition

The analysis of the daily activities at InterSoft based on Git commits, calendar invitations and Slack communication in public channels shows that engineers follow similar daily routines, as compared with working in the office (see Figure 1). One reason for what can be regarded as a smooth transition into the WFH is related to the fact that the InterSoft has operated in multiple locations for many years and is experienced with distributed collaborative work. Another reason is the high level of autonomy given to InterSoft teams, so decisions are not hindered by such outstanding circumstances as COVID-19 outbreak and inability to meet. Yet, some practices and work routines have changed, to make work possible for some and more effective for the others, as described in what follows and summarized in Table 1.

3.2 Longer hours in the first weeks of WFH

While many routines outlined in Figure 2 are comparable with those in the office times, what we can observe is that engineers start the day a bit earlier (about 30 min on average), since nobody has to commute to work, especially in the larger cities. As one engineer explained: *“I usually get up, take a glass of water, and just start working. It’s what differs now – I don’t take a shower or eat breakfast”*. When discussing the daily routines and comparing the quantitative data analysis week by week, we noticed that some engineers initially worked longer days, as also found in a large study of GitHub projects conducted by the GitHub Data Science Team [8] and an early WFH study published by Bloomberg based on the first week’s user activity data from the network service provider NordVPN Teams [9]. Some engineers we talked to said they have been unable to distinguish work and personal life and continued working late or exchanged emails and Slack messages in the evenings. This is confirmed by a manager, who said: *“I see a lot of people tired”*. One practice we found to address this was a

“hard stop”, i.e. a preset time for logging off or turning off the computer. Many people that had a problem with stopping working late said to have shifted to a stricter routine after the first 2-4 weeks of the WFH.

3.3 Shorter lunches, no coffee or chit-chat breaks

The exhaustion comes not only from just working longer hours. Our data shows that the lunch breaks became shorter (increased activity between 12-13 o’clock in Figure 2). Many engineers we spoke to confessed that they are not good at taking breaks. Away from the office, the usual breaks and positive interruptions from colleagues, or invitations to grab a coffee or a snack in the kitchen were suddenly gone. Even attempts to have a joint virtual break are not always successful, as an engineer explains: *“If you write someone on email, “Hey, are you free?” There is always a delay, then you wait for 10 minutes, and then you are back to work again. It would be nice to take more breaks, but I want to take breaks and talk to people”*.

Staying at home, especially in solitude, for many means that the walk to the kitchen or the restroom and back takes just a few minutes, after which you are back at the work desk. Thus, the first weeks of the WFH showed a significant decrease in the physical activity without extra efforts (not to mention the lack of gym exercise for many out of precaution or because of the lockdown).

3.4 No major effects on code production

To understand how WFH has affected engineers’ performance we analyzed the total lines of code committed to version control main branches per week – total for the company and normalized per developer (see Figure 2). The 2020 data covering the transition to the WFH mode (the red line) shows a dip in code production in the first three weeks of WFH. Comparing the results from 2020 with

the same period from 2019 (the blue line), we observe that overall the total lines of code produced has increased, which can be explained by the increased number of developers, their competence and other staff changes. This is why, it makes more sense to compare the code production figures in the first 10 weeks of 2020 with the WFH period, normalized per developer. These results show that on average engineers merge slightly more code (+6%) in the WFH in comparison with the work in the office (see the red dot in Figure 3). In general, it is fair to note that the shape of lines is very similar, which means that WFH did not have any pronounced effect on performance measured in the lines of code produced and merged to the main branch.

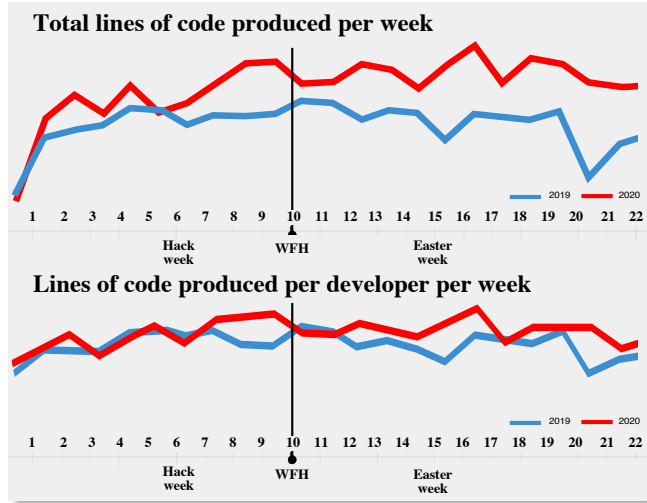


Figure 2: Total LOC produced per week. The blue line denotes the time period in 2020, while the red line represents 2019.

3.5 Increased flow and productivity

Since the spontaneous interruptions from colleagues and some of the other reasons for taking regular breaks are gone during WFH, many engineers reported feeling an increased level of focus and “being in the flow”. As an engineer explains: *“There is a great sense of productivity when you get into that momentum”*. These were primarily engineers who worked on independent tasks and were familiar with the work they did. To understand how representative our findings are, we compared the amount of code individual engineers produced before and after WFH (see Figure 3). Each dot in the figure denotes an engineer, a dot above the diagonal indicates increase in code production in the WFH period as compared to when working at the office.

The plot shows that 60% of developers are producing more code than before WFH. The large number of outliers above the diagonal further shows that some developers produce substantially more when working from home, which confirms statements about the improved flow. The downside of having the increased focus was that engineers felt exhausted earlier than normally. But the feeling of gained productivity still appears to be more important, as explained by the same engineer: *“It is not necessarily a bad thing. A more focused but shorter workday is nice”*.

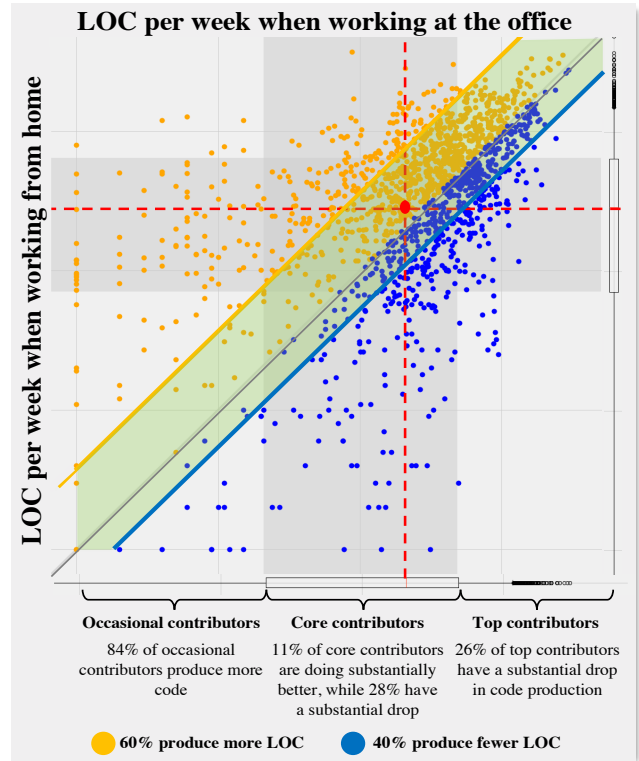


Figure 3: Comparison of the LOC produced at the office and WFH. Each dot denotes an engineer.

3.6 Feelings of loneliness

Emotional and social isolation often cause loneliness. Many of our interviewees admitted that their social life due to the lockdown or social distancing measures suffered. This was especially tough for single expats, who lived abroad from their families. However, this was not the case for everybody. Some people, and especially those recovering from a recent burnout, enjoyed working in isolation. Similarly, prior research suggests that the lack of social contacts at the office will not necessarily make everybody feel lonely, but only those having high desire for social relations [10].

3.7 Substitute to office socialisation

Those in need of social contact, sought ways to interact virtually. Conversations by the coffee machines and kitchen gathering traditions are deep-rooted in the daily routines of InterSoft. Spontaneous interactions are used to discuss work, resolve problems, learn something new or just catch up on non-work-related topics. While working remotely, all teams and departments have tried to carry out virtual coffee breaks at least once a week, although, with mixed success. Many complained that the ease of socialisation is gone and there was often an awkward silence. Some joked that with the lack of sweet pastry the extra motivation to attend coffee breaks disappeared. As a result, the virtual hangouts had often few participants, and the daily stand-ups have become the main or even the only contact times for some engineers.

Many engineers discussed that the level of socialisation in the teams dropped. Some revealed they had a feeling of becoming less connected with their teammates, while others, on the contrary, said they feel more connected than before. The latter was because engineers could see the glances of the family life during the video sessions, which they have not seen before. Socialisation challenges have become the regular topic in the team retrospectives, and many sought and quickly adjusted new approaches, such as regular video-game sessions, scheduled drop-in video channels for team members, regular short virtual “Hey, good morning” greetings, shared lunches, fruit breaks and afterwork in front of the video chat.

3.8 Decreased pairing

The practices of pairing and mob programming suffered similarly to all interactions that have been previously held spontaneously. Even big fans of pairing reveal that they hardly pair remotely. As an engineer explains: *“(WFH) is a barrier of doing pair programming or mob programming. It’s easier in the office. We’ve tried it once since we started working from home and I think it worked quite well, but I think it’s hard, I am not sure why. I’ve tried to say that I want to pair, and then it’s ‘Yeah, sure. Let’s do it after lunch’. And then things change after lunch and then you don’t do it. Maybe it’s because we need to schedule this more explicitly”*. One solution has been to pair while doing parallel work with frequent synchronisation. As another engineer explains: *“Now we sync several times a day, without sharing the screen. When needed, we say ‘Are you free?’ and either jump on a call, or start screensharing”*. Many have successfully used Zoom or Mural (IBM tool for remote collaboration). To our surprise, one engineer reported doing more pairing in their team during WFH. These were daily dedicated sessions (between the stand up and the lunch, sometimes continuing after lunch) with an open video channel.

3.9 Virtual meetings and “Zoom fatigue”

To understand the daily routines and challenges that engineers might face when working from home, we analysed calendar invitations for work meetings not longer than 8h and involving 2-20 people (the larger meetings we regard as social gatherings). In Figure 5, we illustrate the changes in meeting patterns.

When comparing the calendar invitations in the beginning of the year with the WFH period, we can see that median values across all plots have only negligible changes, if any. Yet, when looking into the more outlining cases, we spot differences. For example, changes in the number of meetings illustrate a slight increase in the number of meetings after transitioning to the WFH mode. This might be because of the shift from spontaneous face-to-face meetings to scheduled online meetings. We also see a trend of meetings becoming shorter (no meetings longer than 1h during WFH resulting in a slight decrease in the median duration of a meeting) and engineers having fewer long meetings (changes for those who used to spend more than 5h in meetings per week).

Engineers we talked to explained that in the beginning of the WFH, everybody tried to mimic the office routines and carry on with the usual meetings. Soon everybody realized that online meetings are much more exhausting, as discussed in numerous WFH-related

posts, e.g. on Zoom fatigue. This was especially noticeable for those having several meetings in a row – since people are no longer changing rooms and switching between meetings results in pressing the “leave call” button and then the “join call” button. This is a possible explanation for why the duration of the meetings became slightly shorter already in the second week of WFH. The change is especially noticeable in the decrease in time spent in non-recurring meetings and the shift between the recurring and non-recurring meetings (see Figure 6). The increasing number of recurring meetings might be because many spontaneous conversations that would happen organically in the office space become scheduled on a regular basis, such as virtual coffee breaks, socialization hours or time slots for pair programming.

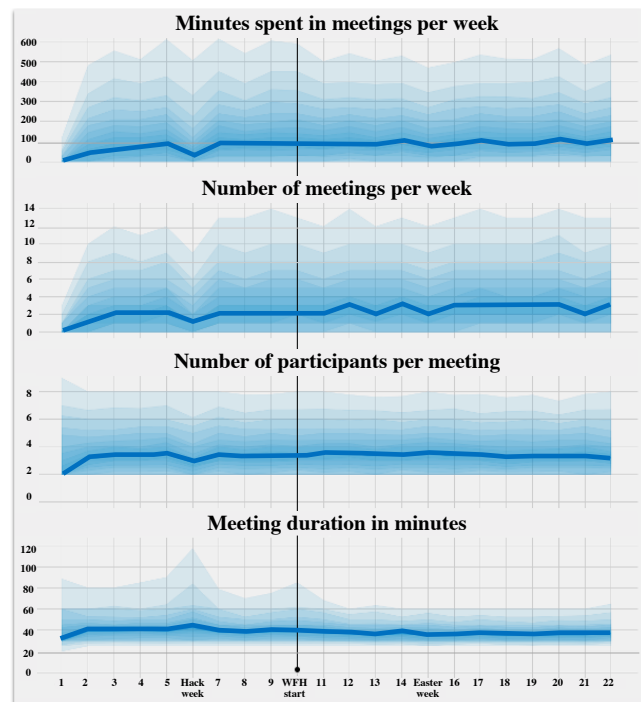


Figure 5: Changes in meeting patterns for engineers. Shades of blue denote 5%-95% quantiles, the solid line is the median.

3.10 From spontaneous discussions to more individual problem-solving

We learned that spontaneous discussions, part of which are related to problem-solving, are hard to facilitate in the virtual space. InterSoft employees we talked to all echoed each other saying that there are no “over-the-shoulder” conversations anymore, for good and for bad. On one hand, this meant that one could no longer shout out a question and get a quick answer, thus engineers can be blocked for a longer time than usual. On the other hand, many felt less distracted by colleagues and benefitted from uninterrupted flow. Besides, solving problems individually especially for novices led to becoming more independent. At the end, some speculated that the effect of having a better flow and being stuck for longer might compensate each other productivity wise.

Some of the “over-the-shoulder” conversations have moved to Slack chats. As a recent hire explains: “I usually gather perspectives and ideas from others, and then start working on the problem. When I get stuck I ask others about the possible solutions. Now it is a little bit different. If ... I am unsure how to do (a task), I usually ping someone in Slack who has done something similar and have a brief discussion. If I need more ideas, I can ping the same person or post it in the team Slack channel. You have to know who to ping”. The Slack records show a significant increase in the number of slack messages posted per week in the public channels alone (see Figure 7).

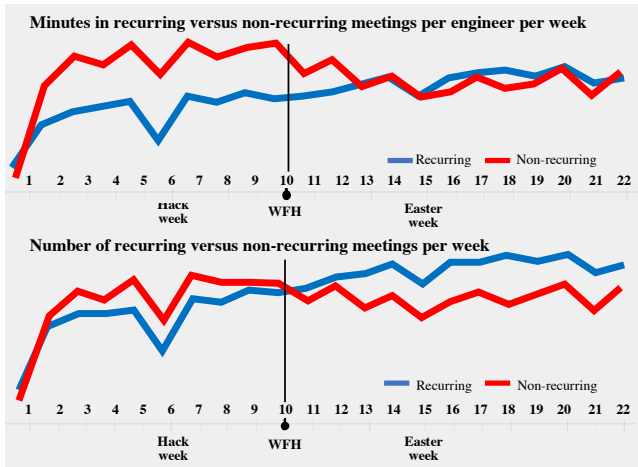


Figure 6: Analysis of recurring versus non-recurring meetings.

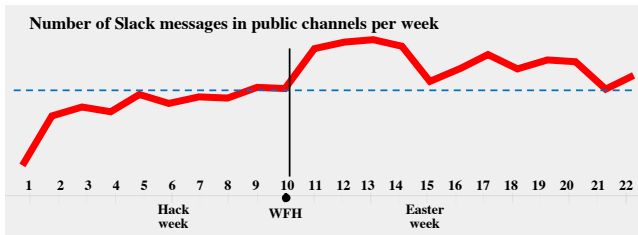


Figure 7: Total number of Slack messages in public channels.

3.11 More open collaboration in distributed teams

Many members of teams split across locations experience said to experience better times than before the WFH. As an engineer explained: “Everyone is now on the same terms. [...] Now I collaborate as much with [Location 1] people as with [Location 2] people”. Meetings in split teams and department meetings are said to happen on a more equal basis with everybody dialing in. There are no obvious cliques situated in a meeting room, and no location-specific disadvantages, since the physical group division and co-location does not exist anymore. Some engineers even said that they perceive everybody (within the same time zone) to be equally accessible, removing the distance between offices and the floors of

the same office, and report increased communication with people they were unfamiliar with before.

4 Conclusions and Lessons Learned

COVID-19 pandemic provided humanity with a unique opportunity to learn from experiencing the world with a forced working-from-home practice and the lack of so common global travel and even local face-to-face interaction. The situation is unique also because there is hardly any existing guidance, since nobody knows how to manage global lockdown of such a scale. In this paper, we documented the experiences of one company and demonstrated the transition InterSoft employees made to adjust to the WFH (see our summary in Table 1), which many refer to as “the new norm”. Our results show that software companies can indeed work remotely with no significant impact on performance. Similar conclusions are reported by such IT giants like Twitter and Facebook, who have already announced their permanent remote work policies. But what can we learn from these experiences?

4.1 What is needed to succeed with WFH?

Our analysis does not allow deriving any success factors. Yet, several findings from InterSoft point to a few characteristics of individuals, teams and the company as a whole, that might have played a role in contributing to a smooth transition to WFH, as also suggested in related work.

Individuals:

- Fully onboarded digitally workers with low need for close supervision, clear instructions or extensive feedback [1],
- Have full access to all needed information and artefacts,
- Have an equipped ergonomic workspace,
- Know who knows what and are able to communicate and collaborate with everyone in their network.

Teams:

- Exhibit high levels of trust in each other and maintain significant social communication, predictable communication patterns and substantial feedback [11],
- Experiment and quickly adjust their practices to the WFH by not only questioning whether the team is doing things right (single-loop learning), e.g. mirroring the office practice, but also questioning whether the team is doing the right things (double-loop learning [12], [13], e.g. by adopting new and radically changing the existing practices to achieve the goals.

Company management:

- Exhibit high levels of trust in the ability of the individuals and teams to cope with uncertainty and adjust to the situation [6],
- Cultivate the culture of self-management and increased autonomy with decentralized decision-making structures,
- Implement policies for supporting the employees with the needed equipment as well as software support for establishing an effective work situation.
- Provide support for psychological safety of the employees, focus on their well-being over focusing solely on productivity.

4.2 Who benefits from WFH?

One important finding in our study is that WFH is not for everybody. It is thus important to understand who benefits and enjoys working from home, and who is hindered by the WFH, both individuals hindered by their own isolation and others hindered by having their colleague absent from the office.

In the study of WFH pioneers, the ones that rejected home telework were single men and women whose social life stemmed from office contacts, workers whose families objected to their presence at home, individuals who were not self-disciplined enough to perform their job without supervision and workers whose productivity could not be easily measured by their supervisors [1]. Our results confirm many of these findings. For example, we found that single expats whose social life happens in the office prefer to return. And that some have experienced challenges when balancing work and family life or focusing on the work when being at home. However, we see that many have found ways to overcome the challenges, such as adjusting their family routines or equipping a more isolated workspace. Thus, WFH turned out to be a plausible way of working for many more people than initially thought.

We also found new factors with perhaps stronger impact on the individual motivation to work from home, such as supporting recovery from a burnout and a vested interest in remote work stemming from the eventual plans to move abroad or positive experiences from creating closer bonds with the family during the forced WFH.

4.3 What is lost in the work from home setting?

Yet, we found challenges in the current form of WFH questioning WFH as a part of a future permanent practice.

We found that **spontaneous interactions, ad-hoc meetings and peer support** to be significantly hindered in the virtual ways of working. It is reasonable to claim that the reduction of such meetings reduces speed and even value as found in previous research [14]. While there is a belief that engineers can learn to facilitate spontaneous discussions virtually, rich group awareness information (up-to-the-minute understanding of the whereabouts of the members and their actions) is needed in fully virtual teams for team members to be able to reach out spontaneously [15].

Regularity of interactions among people who do not have a regular touch base has decreased. This means that while many engineers still feel connected with their teammates, they feel less connected with those further away (within and outside the department). The “water cooler” conversations, coffee machines, cafeterias, lounges and gaming areas are absent in the WFH world as the places where people gather and have casual conversations and communicate informally with each other [15]. These organic encounters offer serendipitous moments to exchange not only task related information but also socio-emotional information, and opportunities to be introduced to until then unfamiliar colleagues.

Pairing and mob programming are important practices for many teams, however, the practices have significantly decreased even among those preferring working on task resolution together. This is likely to affect the choice of solutions and the very ability to solve complex programming tasks together [1].

Initiating new unfamiliar things is usually done by gathering several people around a whiteboard. Starting new things is perceived to be more difficult without personal interaction. As it is perceived as more difficult, WFH could contribute to slowing down development of new ideas and for planning the next period. As a member of one team put it “[I] have not seen any reduced productivity due to WFH. But planning Q2 takes time”.

Onboarding new employees has become more challenging. Similarly to the difficulties in organizing virtual pairing sessions, mentoring has also changed to more individual work with regular synching. As a consequence, some mentors choose to assign fewer complex tasks to new hires to be able to progress independently.

Internal conferences and gatherings have been an important arena for aligning the company and developing competence groups. Since WFH many gatherings, such as offsites and retreats, have been moved forward in the calendar, but eventually tried out virtually. While the organizers of the virtual equivalents for these events have been recognized for doing an amazing job, many admitted that the level of socialization (the main purpose of the events) significantly suffered.

Similarly, as WFH is not for everyone, WFH mode also falls short to fulfill all of the goals of software engineers, teams and organizations have. We found that carrying out individual duties when working from home is more beneficial. However, the examples given above suggest that mimicking teamwork, collaboration and networking in a virtual space have been difficult and engineers, even those considering regularly working from home part time, prefer to have an opportunity to meet and interact with their colleagues in person.

4.4 What is the future of WFH?

The futuristic future portrayed in the study of WFH pioneers published in 1984 with extensive practice of work from home [1], which was also forecasted in a more recent study of telework [7], seems to be one likely scenario for the post-pandemic times. Based on the attitudes and future expectations of the InterSoft employees who participated in our study, it is obvious that many will likely work from home at least a few days a week. This, however, has several important implications.

First, we attribute the successful transition into the WFH at InterSoft to the fact that the teams were fully distributed, i.e. all members worked remotely. But future voluntary WFH policy is likely to result in teams becoming partially distributed. This will strengthen the challenges identified in our study (less pairing, fewer socialization activities, less attended events, more isolated tasks). Besides, the information in partially distributed teams is likely to circulate in the office clusters and not reach those who work from home [16]. This is why **it is important to align the individual decisions to work from home with the interests and needs of a team and perhaps larger parts of the company.**

Second, we believe that another reason why InterSoft had a smooth transition into WFH is the strong networking and cooperation culture, which is achieved through close teamwork and numerous collaboration opportunities. Yet, we found that these opportunities become less frequent, rich and attended when run remotely.

Therefore, another important question for the future is to **identify the must-happen in-the-office or in-collocation practices, ceremonies and events that will help to maintain the organizational culture.**

Finally, even though we found WFH to help those recovering from a burnout, we also found that **without proper adjustments, remote work can lead to an increased exhaustion** (long hours of uninterrupted work, fewer breaks, more exhausting virtual meetings), which might have a potential to result in a burnout.

Table 1: Overview of the WFH practices, ceremonies and routines: changes and novelties

Practices and routines		Adjustments for WFH
Daily rhythm	Start of the workday	Many start the day earlier because of the lack of commute time, and/or because they skip the regular morning routines.
	Lunch break	Timing changed from a socially-imposed “Time for lunch now” to self-imposed “I’ll eat when I finish this” and/or “I’ll eat when I am hungry”. Very few teams hold a joint virtual lunch. For many the social part of joint lunches is lost (including social conversations by the table and playing video games during lunch time).
	Spontaneous breaks	The number of organic coffee or chit-chat breaks significantly decreased due to the absence of company.
	End of the workday	Changed from leaving the office in regular hours to a “softer” stop and possibly extended work hours, especially in the beginning of the WFH. Some introduce a hard stop as a consequence of working too much.
Meetings	One-on-one meetings	Less individual career development more personal well-being (“How are the things?”)
	Stand-up meetings	Extended duration and inclusion of personal status updates and discussions around the member well-being (typically from 15 to 30 minutes).
	Meeting duration	Shifted from ending the meeting earlier to starting a meeting with a short break (“Let’s have 5 min to get a coffee) to replace a natural break when walking between the meeting rooms in the office. More meetings run shorter and end on time because of increased fatigue of virtual meetings.
	Walk-and-talk meetings	Meetings that do not require the use of computers are increasingly moving from face-to-face or virtual meetings by a computer screen to a phone mediated “walk-and-talk” meetings.
	COVID-19 meetings	Extra meetings clarifying the company policy regarding the COVID-19 and WFH have been held, especially during the first months of the pandemic. Later changed from frequent company-wide meetings to management-only meetings and company-wide emails.
	Remote meetings	From divided between the meeting rooms and localized discussions to fully virtual having increased visibility for everybody, i.e. a “level playing field”.
Work sessions and tactics	Solo work sessions	Became longer with fewer interruptions and increased focus.
	Pairing work sessions	Less practiced. Changed from sitting by one computer to either virtual sessions with screen sharing and the use of Mural or having parallel work sessions with frequent synchronisation.
	Approach to problem solving	Problem solving changed from shouting out “I have a problem” to all colleagues nearby to individual search for solutions or primarily peer-to-peer inquiries via direct messaging. When asking colleagues, the prime contact from “always ask team members first” for some drifted to directly contacting the source of knowledge. Increased use of online material over the help from colleagues.
	Virtual joint work sessions	A repeating joint virtual work session for the team or a part of the team. Typically 1-2 hours after the Stand-up, where everyone stays in the virtual meeting room.
	Spontaneous discussions	Changed from organic to scheduled discussions. Some engineers schedule meetings promptly (from “let’s talk now” to “in 1-2 hours”). In some teams spontaneous discussions are facilitated in virtual sessions or in drop-in video rooms that are available all day long.
Social activities	Afterworks and social activities	Changed from being regular, well-attended to less frequent and less attended. Afterworks and social activities such as video-gaming, having a coffee or a beer, now changed to the virtual setup.

REFERENCES

- [1] Pratt JH. Home Teleworking: A Study of its Pioneers. *Technological Forecasting and Social Change*, 1984, 25(1): 1-14.
- [2] Bailey DE, Kurland NB. A review of telework research: Findings, new directions, and lessons for the study of modern work. *Journal of Organizational Behavior: The International Journal of Industrial, Occupational and Organizational Psychology and Behavior*. 2002; 23(4): 383-400.
- [3] Tietze S, Musson G. Identity, Identity Work and the Experience of Working from Home. *Journal of Management Development*, ISSN: 0262-1711. 2010.
- [4] Dullemond K, Van Gameren B, Van Solingen R. Supporting Distributed Software Engineering in a Fully Distributed Organization. In the International Workshop on Co-operative and Human Aspects of Software Engineering (CHASE), 2012, pp. 30-36.
- [5] Bloom N, Liang J, Roberts J, Ying ZJ. Does Working from Home Work? Evidence from a Chinese Experiment. *The Quarterly Journal of Economics*, 2015, 130(1): 165–218.
- [6] McGregor, D.M.: *The Human Side of Enterprise*. In: *Readings in Managerial Psychology*. The University of Chicago Press, 1960, pp. 310–321.
- [7] Silva-C A, *The Attitude of Managers Toward Telework, Why is it so Difficult to Adopt it in Organizations?*. *Technology in Society*, 2019, 59: 101133.
- [8] N. Forsgren, *An analysis of developer productivity, work cadence, and collaboration in the early days of COVID-19*. Octoverse spotlight, May 6, 2020, <https://github.blog/2020-05-06-octoverse-spotlight-an-analysis-of-developer-productivity-work-cadence-and-collaboration-in-the-early-days-of-covid-19/>
- [9] L. Meakin, "Working From Home Means Working Longer Hours for Many", March 23, 2020, <https://www.bloomberg.com/news/articles/2020-03-23/working-from-home-means-working-longer-hours-for-many-chart>
- [10] Wright S, Silard A. Unravelling the antecedents of loneliness in the workplace. *Human Relations*, 2020, doi: 0018726720906013.
- [11] Jarvenpaa SL, Leidner DE. Communication and trust in global virtual teams. *Organization science*. 1999 Dec;10(6):791-815.
- [12] Argyris, C., Schön, D.A.: *On Organizational Learning II: Theory, Method and Practise*. Addison Wesley, Reading, 1996
- [13] Moe NB. Key challenges of improving agile teamwork. In *International conference on agile software development 2013 Jun 3* (pp. 76-90). Springer, Berlin, Heidelberg.
- [14] Moe NB, Dingsøyr T, Rolland K. "To schedule or not to schedule? An investigation of meetings as an inter-team coordination mechanism in large-scale agile software development." 2018.
- [15] Kreijns K, Kirschner PA, Jochems W, Van Buuren H. Measuring perceived sociability of computer-supported collaborative learning environments. *Computers & Education*. 2007 Sep 1;49(2):176-92.
- [16] Šablism A, Šmiten D, Moe NB, Exploring Cross-Site Networking in Large-Scale Distributed Projects. In *Proceedings of the International Conference on Product-Focused Software Process Improvement*, Springer, 2018, pp. 318-333.
- [17] Overby E., Bharadwaj A., Sambamurthy V. (2005) A Framework for Enterprise Agility and the Enabling Role of Digital Options. In: Baskerville R.L., Mathiassen L., Pries-Heje J., DeGross J.I. (eds) *Business Agility and Information Technology Diffusion*. TDIT 2005. IFIP International Federation for Information Processing, vol 180. Springer, Boston