

# Cross-Layer Network Codes for Content Delivery in Cache-Enabled D2D Networks

Mohammed S. Al-Abiad, Student Member, IEEE, Md. Zoheb Hassan, Student Member, IEEE, and Md. Jahangir Hossain, Senior Member, IEEE

**Abstract**—In this paper, we consider the use of cross-layer network coding (CLNC), caching, and device-to-device (D2D) communications to jointly optimize the delivery of a set of popular contents to a set of user devices (UDs). In the considered D2D network, a group of near-by UD cooperate with each other and use NC to combine their cached files, so as the completion time required for delivering all requested contents to all UD is minimized. Unlike the previous work that considers only one transmitting UD at a time, our work allows multiple UD to transmit simultaneously given the interference among the active links is small. Such configuration brings a new trade-off among scheduling UD to transmitting UD, selecting the coding decisions and the transmission rate/power. Therefore, we consider the completion time minimization problem that involves scheduling multiple transmitting UD, determining their transmission rates/powers and file combinations. The problem is shown to be intractable because it involves all future coding decisions. To tackle the problem at each transmission slot, we first design a graph called herein the D2D Rate-Aware IDNC graph where its vertices have weights that judiciously balance between the rates/powers of the transmitting UD and the number of their scheduled UD. Then, we propose an innovative and efficient CLNC solution that iteratively selects a set of transmitting UD only if the interference caused by the transmissions of the newly selected UD does not significantly impact the overall completion time. Simulation results show that the proposed solution offers significant completion time reduction compared with the existing algorithms.

**Index Terms**—Cross layer network coding, content delivery, device-to-device communications, power optimization, real-time applications.

## I. INTRODUCTION

### A. Overview

THE exploding amount of mobile traffic, e.g., streaming applications, YouTube videos, video-on demand, consume large bandwidth and high transmission energy of the source limited cellular networks. Moreover, if the cloud base-stations (CBSs) are fully loaded, it is not possible for the CBSs to schedule all user devices (UDs). To circumvent these challenges, D2D communications have widely been considered as a promising technology [1]–[3]. The performance of D2D communications can be further improved by pushing some popular contents to the UD near to the CBSs. This integrated system is referred to as *cache-enabled D2D* system. Cache-enabled D2D system draws remarkable benefits for alleviating the traffic congestion of the cellular network and reducing both the CBS involvement and end-to-end latency. In this work, we consider cache-enabled D2D system, where multiple UD

cache some popular contents and cooperate among them to deliver their cached contents that are requested by other UD. As such, all the requested contents are delivered to all UD within the lowest possible network delay.

Network coding (NC) has been shown to be promising for improving throughput and minimizing decoding delay and completion time for numerous applications in wireless networks [2]–[5]. Specifically, random linear NC (RLNC) can achieve the optimal throughput of wireless broadcast networks [5]. However, this throughput achievement comes at the expense of complex encoding (i.e., mixing contents using coefficients from a large Galois field), high decoding delay, and prohibitive computational complexity. This is suitable for delay-tolerant contents and UD with high capabilities and buffer sizes. The report by CISCO [6] shows that a significant portion of network traffic is popular contents (popular videos and photos) that are frequently requested by UD in short time. Therefore, it is crucial to deliver these delay-sensitive contents with minimum possible delay. For this purpose, instantly decodable NC (IDNC) is adopted [7]. IDNC performs simple encoding XOR operation at the transmitter and simple decoding XOR operation at the receiver, and thus instant use of the received contents. Accordingly, it is suitable for implementation in small and low cost UD [8]. Therefore, D2D communication and IDNC technique can be exploited to deliver popular contents to UD with the lowest possible delay while offloading the CBSs. For instance, consider that a content consists of set of files  $f_1, f_2$ , and  $f_3$  is wanted by set of UD  $u_1, u_2$ , and  $u_3$ . Suppose that the CBS transmitted the wanted contents to the UD and due to channel impairments UD  $u_i$  did not obtain file  $f_i$  for  $1 \leq i \leq 3$ . These missed files can be traditionally re-transmitted from the CBS to each UD until all UD obtain them correctly. As a result, the CBS requires at least 3 uncoded transmissions for delivering these files, which degrade system performance [9]. However, UD can be either file cachiers that can deliver their cached files to other UD or file requesters that can receive the wanted files from other UD. In our considered example, UD  $u_1$  holds files  $f_2$  and  $f_3$ , and accordingly, it can transmit the binary XOR combination  $f_2 \oplus f_3$  to UD  $u_2$  and  $u_3$ . Then, UD  $u_2$  holds  $f_1$  and can provide it to UD  $u_1$ . As a result, 2 transmissions are required for delivering all files to all UD. Therefore, the cooperation among UD can be utilized with IDNC to combine files and transmit them to interested UD via D2D links. As such, the requested files can be delivered to the requesting UD quickly while offloading the CBS's resources.

### B. Related Works and Motivation

The content delivery problem, known as *completion time minimization problem*, in IDNC-enabled networks is consid-

Mohammed S. Al-Abiad, Md. Zoheb Hassan, and Md. Jahangir Hossain are with the School of Engineering, University of British Columbia, Kelowna, BC V1V 1V7, Canada (e-mail: m.saif@alumni.ubc.ca, zohassan@mail.ubc.ca, jahangir.hossain@ubc.ca).

ered based on layer functionalities as follows. From only network-layer perspective, IDNC schedule is adopted to solve the problem in real-time applications in terms of minimizing the number of transmissions [8], [12]–[15]. In particular, these related works modeled the status of physical channels by file erasure probabilities and integrated such erasures in the coding decisions, e.g., see for example [12], [15]. This improves the system’s performance from network-layer perspective by scheduling many UD s to the same resource block, but it degrades the performance from physical-layer perspective through selecting the minimum rates of all the scheduled UD s. This results in prolonged transmission duration and thus, consumes the time resources of network. Unlike network-layer IDNC that depends solely on file combinations for aiding the coding decisions, rate-aware IDNC (RA-IDNC) also depends on the channel capacities of different UD s. This allows a new degree-of-freedom, such as, choosing the transmitting UD s, their transmission rates, and IDNC file combinations, to optimize the content delivery problem. The authors of [16]–[24] used RA-IDNC in centralized and decentralized networks for optimizing different system parameters. For example, the authors of [19] used RA-IDNC scheme in cloud radio access networks (C-RANs) for completion time minimization. The authors of [20], [22] developed cross-layer IDNC to optimize throughput and Quality-of-Service (QoS) of UD s in centralized C-RANs and Fog-RANs, respectively.

For D2D systems, the authors of [24] considered a vanilla-version of the completion time minimization problem. Indeed, the problem was considered by simply selecting the transmitting UD and its NC combination. However, the main drawback of the work in [24] is that only one UD is allowed to transmit coded file in each transmission slot. Thus, they ignored the interference caused by different transmitting UD s to the scheduled UD s. Actually, in D2D networks, UD s are spatially distributed in a region which creates an opportunity to judiciously select multiple transmitting UD s that schedule a significant set of other UD s. Such configuration brings a new trade-off between scheduling UD s to transmitting UD s and choosing the coded files and the transmission rate/power. However, solving the completion time minimization problem while jointly considering the previously cached files at users, their transmission rates/powers, NC, and D2D communications has not explored yet. Furthermore, developing a joint cross-layer IDNC for the completion time minimization in D2D networks is new to the area of NC. Therefore, our setting in this work is much more realistic than the one used in [24] as it enables for both selection of multiple transmitting UD s and optimization of the employed transmission rates using power control on each transmitting UD.

The completion time minimization problem is motivated by real-time applications, i.e., video streaming. In these applications, UD s need to obtain a set of popular files from other transmitting UD s with the minimum possible completion time, given the required minimum rates for QoS. Unlike preloads that can be done at much lower rates or at off-peak times, our work delivers popular contents to UD s with the minimum possible completion time. Consider that a popular video representing a frame of files is requested by a set of

UD s located in a playground. Many UD s in the playground are interested in receiving this frame. At any given time, consider that UD s have already cached some files and requested some other files from that frame. In order to deliver the requested files in that frame without any interruption, UD s should receive their requested files with a minimum possible delay. For such a case, users can re-XOR the transmitted files from transmitting UD s to progressively and immediately use the decoded files at the application layer. Such progressive file decoding at the UD s meets the delay requirements and streaming quality.

### C. Contributions

Unlike previously-discussed existing works that considered the optimization factors (e.g., NC, users’ cached and requested files, UD scheduling, QoS guarantee requirements, and power optimization) and their corresponding problems separately, our work develops a framework that jointly considers all the aforementioned factors. To this end, we develop a novel *cross-layer network coding (CLNC)* optimization framework taking NC and rate/power optimization into account. The main contributions of our work are summarized as follows.

- The completion time minimization problem is shown to be computationally intractable due to the interdependence among variables such as the UD s’ cached and requested files, power optimization, channel qualities, and coding decisions. Using the lower bound on the completion time used in the literature, we tackle the problem and solve it online at each transmission slot.
- We design a D2D-RA-IDNC graph to efficiently transform the completion time minimization problem to a maximal weight independent set (MWIS) problem. The designed D2D-RA-IDNC graph represents all the feasible rates and NC decisions for all potential transmitting UD s. The problem is then reformulated as an MWIS problem that can be efficiently solved using low complexity graph theoretical solution. The designed weights of the vertices in this graph balances between the transmission rate and number of scheduled UD s in each transmission.
- We develop a CLNC solution that efficiently iterates between finding the MWIS in the designed D2D-RA-IDNC graph and optimizing the power of the transmitting UD s using a function evaluation (FE) method. In each iteration, a new transmitting UD is selected only if the resultant interference does not significantly degrade the completion time performance. The complexity of our developed CLNC solution is analyzed.
- We compare our proposed scheme with existing baseline schemes. Simulation results demonstrate that our proposed CLNC solution significantly minimizes the completion time compared with existing algorithms.

The rest of this paper is organized as follows. Section II overviews the system model. The completion time approximation and problem formulation are illustrated in Section III. In Section IV, we present the graph construction and problem transformation and propose cross layer network coding solution in Section V. Finally, we present selected simulation results in Section VI and conclude the work in Section VII.

## II. SYSTEM MODEL

### A. System Overview

We consider a cache-enabled D2D system with one cloud base-station (CBS) and  $N$  user-devices (UDs), denoted by the set  $\mathcal{N} = \{u_1, u_2, \dots, u_N\}$ . We adopt a fully connected D2D model where D2D links are usually implemented with low-range transmission technologies, such as Bluetooth and WiFi. Therefore, we assume that each UD is connected to all other UD. Each UD is assumed to be equipped with single antenna and used half-duplex channel. Accordingly, each UD can either transmit or receive at a given transmission slot. Unlike the work in [24] that ideally considered interference-free setup, our realistic work considers that UD use the same frequency band and can cooperate by utilizing D2D links and transmit simultaneously. With such a cooperation among UD for content delivery, the CBS dose not need to transmit requested contents to UD. Therefore, the CBS is responsible for selecting a set of transmitting UD and their NC combinations and power allocations, that deliver requested contents to requesting UD. Accordingly, the whole process of coding decisions in this work is executed at the CBS and depends on selecting the transmission rate and transmit power allocation of each transmitting UD.

Let  $\mathcal{F}$  denote a frame of  $F$  files,  $\mathcal{F} = \{f_1, f_2, \dots, f_F\}$ , each of size  $B$  bits. This data frame represents a popular content, i.e., YouTube video, and constitutes the set of most frequent requested files by the UD for any given time period. We assume that UD proactively cached some files from  $\mathcal{F}$  and stored them in their local caches, i.e.,  $\mathcal{C}_{u_k}$  represents the set of the files locally cached at UD  $u_k$ . We assume that UD  $u_k$  requests a set of files, from the frame  $\mathcal{F}$ , and denoted by the demand set  $\mathcal{W}_{u_k} = \mathcal{F} \setminus \mathcal{C}_{u_k}$ . Following the caching model in [24], each file from  $\mathcal{F}$  is cached by at least one UD in  $\mathcal{N}$  which leads to the fact that  $\cup_{u_k \in \mathcal{N}} \mathcal{C}_{u_k} = \mathcal{F}$ . The set of UD that having non-empty demand sets at the  $t$ -th transmission slot is denoted by  $\mathcal{N}_{w,t}$ , i.e.,  $\mathcal{N}_{w,t} = \{u_k \in \mathcal{N} | \mathcal{W}_{u_k,t} \neq \emptyset\}$ . Without loss of generality, we assume that all UD have non-empty demand sets. Otherwise, they can simply be ignored from the set  $\mathcal{N}$  without affecting the system performance. When an UD receives its requested files, it acts as a transmitting UD that provides its received files to the interested UD. The goal is to deliver the requested files to the UD within the lowest possible completion time by leveraging NC and D2D links.

Let  $\gamma_{u_k, u_i}$  denote the channel gain between UD  $u_k$  and UD  $u_i$  and  $Q_{\max}$  denote the maximum transmit power for D2D link. We consider slow fading channels, and accordingly,  $\gamma_{u_k, u_i}$  is considered to be fixed during a single transmission but may change independently from one file transmission to another file transmission. Then, the achievable capacity of a D2D pair  $(u_k, u_i)$  is given by  $C_{u_k, u_i} = \log_2(1 + \text{SINR}_{u_k, u_i}(\mathbf{Q}))$ ,  $\forall u_k \in \mathcal{A}$ , where  $\text{SINR}_{u_k, u_i}(\mathbf{Q})$  is the corresponding signal-to-interference plus noise-ratio experienced by UD  $u_i$  when it is scheduled to UD  $u_k$ . This SINR is given by  $\text{SINR}_{u_k, u_i}(\mathbf{Q}) = \frac{Q_{u_k} |\gamma_{u_k, u_i}|^2}{N_0 + \sum_{u_m \neq u_k} Q_{u_m} |\gamma_{u_m, u_i}|^2}$ ,  $\forall u_k, u_m \in \mathcal{A}$ , where  $\mathcal{A}$  is the set of transmitting UD,  $N_0$  is the noise power,  $Q_{u_k}$ ,  $Q_{u_m}$  are the transmit powers of UD  $u_k$  and  $u_m$

which both are bounded by  $Q_{\max}$ , and  $\mathbf{Q} = [Q_{u_k}]$  is a row vector containing the power levels of the transmitting UD. The channel capacities of all pairs of D2D links can be stored in an  $N \times N$  capacity status matrix (CSM)  $\mathbf{C} = [C_{u_k, u_i}]$ ,  $\forall (u_k, u_i)$ . Since UD  $u_k$  cannot transmit to itself,  $C_{u_k, u_k} = 0$ .

### B. Rate-Aware NC and Expression of the Completion Time Metric

Let  $\mathbf{f}_{u_k, t}$  denote the XOR file combination to be sent by UD  $u_k$  to the set of scheduled UD  $\mathbf{u}(\mathbf{f}_{u_k, t})$  at the  $t$ -th transmission. For simplicity, we use time index  $t$  to represent the  $t$ -th transmission slot, i.e.,  $t = 1$  refers to the first transmission slot. The file combination  $\mathbf{f}_{u_k}$  is an element of the power set  $\mathcal{P}(\mathcal{C}_{u_k})$  of the cached files at UD  $u_k$ . At every transmission  $t$ , each scheduled UD in  $\mathbf{u}(\mathbf{f}_{u_k, t})$  can re-XOR  $\mathbf{f}_{u_k, t}$  with its previously cached files to decode a new requested file. To ensure successful reception at the UD, the maximum transmission rate of a particular transmitting UD is equal to the minimum achievable capacity of its scheduled UD. Therefore, the set of targeted users<sup>1</sup> by UD  $u_k$  is expressed as  $\mathbf{u}(\mathbf{f}_{u_k}) = \{u_i \in \mathcal{N}_w | |\mathbf{f}_{u_k} \cap \mathcal{W}_{u_i}| = 1 \text{ and } R_{u_k} \leq C_{u_k, u_i}\}$ . Without loss of generality, the set of all targeted UD, when  $|\mathcal{A}|$  transmitting UD transmit the set of combinations  $\mathbf{f}(\mathcal{A})$ , is represented by  $\mathbf{u}(\mathbf{f}(\mathcal{A}))$ , where  $u_k$ ,  $\mathbf{f}_{u_k}$ ,  $\mathbf{u}(\mathbf{f}_{u_k})$  are elements in  $\mathcal{A}$ ,  $\mathbf{f}(\mathcal{A})$ , and  $\mathbf{u}(\mathbf{f}(\mathcal{A}))$ , respectively<sup>2</sup>.

Let  $T_{u_k}$  denote the duration of the transmission from the  $u$ -th UD. The duration for transmitting  $\mathbf{f}_{u_k}$  from UD  $u_k$  with rate  $R_{u_k}$  to  $\mathbf{u}(\mathbf{f}_{u_k})$  is  $T_{u_k} = \frac{B}{R_{u_k}}$  seconds. For transmission synchronization, all transmitting UD in the set  $\mathcal{A}$  adopt a common transmission rate, denoted as  $R$ . Otherwise, different transmitting UD will have different transmission rates, and thus, they will have different transmission durations. So, UD who finish the transmission first must wait for those who transmit with the slowest-rate to start a new transmission at the same time. Therefore, we adopt one transmission rate for all transmitting UD, and accordingly, the transmission duration for sending any coded/uncoded file from any transmitting UD is denoted by  $T_t$  and expressed by  $T_t = \frac{B}{R}$  seconds. Consequently, UD that are not targeted at transmission slot  $t$ , experience  $T_t$  seconds of delay has a cumulative delay as defined below.

**Definition 1:** Any UD with non-empty demand set experiences  $T_t$  seconds of time delay if it does not receive any requested file at  $t$ -th transmission. The accumulated time delay of UD  $u_i$  is the sum of  $T_t$  seconds at each transmission until  $t$ -th transmission, denoted by  $\mathbb{T}_{u_i}(t)$ , and expressed as

$$\mathbb{T}_{u_i}(t) = \mathbb{T}_{u_i}(t-1) + \begin{cases} T_t & \text{if } u_i \notin \mathbf{u}(\mathbf{f}(\mathcal{A})) \\ T_t & \text{if } u_i \in \mathcal{A}. \end{cases} \quad (1)$$

Let  $\mathbb{T}_{u_i}$  denote the completion time of UD  $u_i$  until it receives the requested files. The completion time for UD  $u_i$  includes two parts, its accumulated time delay  $\mathbb{T}_{u_i}$  due to receiving a non-instantly decodable file and the time duration of sending all instantly decodable transmissions. In other words,

<sup>1</sup>The term ‘‘targeted users’’ is given for the scheduled UD who receive an instantly-decodable transmission.

<sup>2</sup>The symbol  $|\mathcal{X}|$  represents the cardinality of the set  $\mathcal{X}$ .

TABLE I: Variables and parameters of the system

Variable	Definition
$\mathcal{N}$	Set of $N$ UD
$\mathcal{N}_w$	Set of $N$ UD that want files
$\mathcal{F}$	Set of $F$ popular files
$B$	File size
$\mathbf{f}_{u_k}$	The encoded file of UD $u_k$
$\mathbf{u}(\mathbf{f}_{u_k})$	Set of targeted UD by UD $u_k$
$\mathcal{A}$	Set of $A$ transmitting UD
$\mathcal{C}$	Set of all achievable capacities
$\mathcal{W}_{u_i}$	Set of wanted files by UD $u_i$
$\mathcal{C}_{u_i}$	Set of locally cached files by UD $u_i$
$R_{u_k}$	Transmission rate of UD $u_k$
$T_{u_k}$	The transmission duration of UD $u_k$
$\mathbf{T}_{u_i}$	The completion time of UD $u_i$
$\mathcal{R}_{u_k}$	Set of all achievable rates of UD $u_k$

such completion time is divided into consecutive instantly and non instantly decodable transmission for each UD in  $\mathcal{N}_w$  until it obtains all requested files. Subsequently, the overall completion time  $T = \max_{u_i \in \mathcal{N}} \{T_{u_i}\}$  is the time required until all UD recover all files. The used notations and variables are summarized in Table I.

To minimize the overall completion time, we need to find the optimal schedule from the beginning of the D2D transmission phase at  $t = 1$  until all UD obtained all requested files at  $t = |\mathcal{S}|$ . Here,  $\mathcal{S}$  is defined as a collection of transmitting UD, file combinations and transmission rates/powers until all UD in  $\mathcal{N}_w$  receive all  $F$  files, i.e.,  $\mathcal{S} = \{\mathcal{A}(t), \mathcal{P}(\mathcal{C}_{u_i}(t)), \mathcal{R}(t)\}, \forall t \in \{1, \dots, |\mathcal{S}|\}$ . Thus, the optimal schedule  $\mathcal{S}^*$  that minimizes the overall completion time of all UD is  $\mathcal{S}^* = \arg \min_{\mathcal{S} \in \mathcal{S}} \{T(\mathcal{S})\} = \arg \min_{\mathcal{S} \in \mathcal{S}} \{\max_{u_i \in \mathcal{N}_w} \{T_{u_i}(\mathcal{S})\}\}$ , where  $\mathcal{S}$  is the set of all possible D2D transmission schedules, i.e.,  $\mathcal{S} \in \mathcal{S}$ . This optimal schedule can be formulated as follows

**Theorem 1.** *The minimum overall completion time problem in a D2D multihop network can be formulated as a transmission schedule selection problem such that:*

$$\mathcal{S}^* = \arg \min_{\mathcal{S} \in \mathcal{S}} \left\{ \max_{u_i \in \mathcal{N}_w} \left\{ \frac{B \cdot |W_{u_i}(0)|}{\bar{R}_{u_i}(\mathcal{S})} + T_{u_i}(\mathcal{S}) \right\} \right\}, \quad (2)$$

where  $|W_{u_i}(0)|$  is the initial demand set size of UD  $u_k$ ,  $T_{u_i}(\mathcal{S})$  is the accumulative time delay of UD  $u_i$  in schedule  $\mathcal{S}$  and  $\bar{R}_{u_i}(\mathcal{S})$  is the harmonic mean of the transmission rates of time indices that are instantly decodable for UD  $u_i$  in schedule  $\mathcal{S}$ .

*Proof.* The proof of Theorem 1 is omitted in this paper because we can use the same steps that was used in [18] for C-RAN networks. Therefore, a sketch of the proof is given as follows. We first show that the completion time can be expressed as the sum of instantly and non-instantly decodable transmission times from  $|\mathcal{A}|$  transmitters via D2D links. Afterward, we need to prove that the number of instantly decodable transmissions to UD  $u_i$  is equal to the number of its requested files  $|\mathcal{W}_{u_i,0}|$  and the number of non-instantly decodable transmissions matches the time delay in definition 1. Finally, we extend the results of the optimal schedule in Theorem 1 in [18] that was used in C-RAN system to the coordinated D2D setting with multiple transmitters. ■

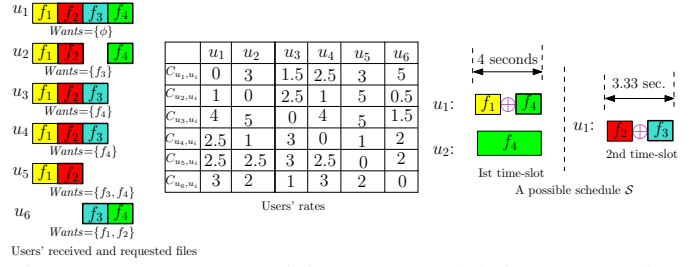


Fig. 1: D2D system containing 6 UD and their corresponding requested/received files and rates. For example,  $u_2$  receives  $f_1$ ,  $f_4$  and requests  $f_2$ ,  $f_3$ . The sets of files that locally cached at UD  $u_1$  is:  $\mathcal{C}_{u_1} = \{f_1, f_4, f_3\}$ .

The optimal NC transmission schedule that reduces the overall completion time in a D2D network is the solution of the optimization problem in Theorem 1. Such schedule requires to exploit the heterogeneity of UD's channel capacities and the interdependence of UD's file reception. Actually, the decision at the current transmission slot is dependent on the future coding situations, which makes the optimization problem anti-causal. Therefore, it can be inferred that finding the optimal schedule  $\mathcal{S}^*$  is intractable [19], [24].

### C. Example of RA-IDNC Transmissions in D2D System

This example illustrates the aforementioned definitions and concepts to ease the analysis of the completion time minimization problem reformulation in next section. Consider a simple D2D network that shown in Fig. 1 which consists of 6 users, users' received and requested files and their rates. For example,  $u_2$  receives  $f_1$ ,  $f_4$  and requests  $f_2$ ,  $f_3$ . Each file is assumed to have a size of 10 bits. To minimize the completion time for this example, one possible schedule is given as follows.

**First time slot:** The  $u_1$ -th and  $u_2$ -th UD can use their cached files to transmit  $\mathbf{f}_{u_1} = f_1 \oplus f_4$  and  $\mathbf{f}_{u_2} = f_4$  with rates  $R_{u_1} = 2.5$  and  $R_{u_2} = 2.5$  bits/s, respectively, to the sets  $\mathbf{u}(\mathbf{f}_{u_1}) = \{u_4, u_6\}$  and  $\mathbf{u}(\mathbf{f}_{u_2}) = \{u_3, u_5\}$ . Given this, we have the following transmission durations of  $u_1$ -th UD and  $u_2$ -th UD, respectively:  $T_{u_1} = \frac{10}{2.5} = 4$ ,  $T_{u_2} = \frac{10}{2.5} = 4$  seconds. The decoding process at UD's side can be explained as follows.

- The  $u_4$ -th UD already has  $f_1$ , so it can XOR the combination  $(f_1 \oplus f_4)$  with  $f_1$  (i.e.,  $(f_1 \oplus f_4) \oplus f_1$ ) to retrieve  $f_4$ . Thus, the transmission is instantly decodable for UD  $u_4$ .
- The  $u_6$ -th UD already has  $f_4$ , so it can XOR the combination  $(f_1 \oplus f_4)$  with  $f_4$  (i.e.,  $(f_1 \oplus f_4) \oplus f_4$ ) to retrieve  $f_1$ . Thus, the transmission is instantly decodable for UD  $u_6$ .
- The  $u_3$ -th and  $u_5$ -th UD can receive  $f_4$  from  $u_2$ -th UD. Thus, the transmission is instantly decodable for UD  $u_3$  and  $u_5$ .

Therefore, the updated demand sets after the first time slot are:  $\mathcal{W}_{u_2} = \{f_3\}$ ,  $\mathcal{W}_{u_3} = \emptyset$ ,  $\mathcal{W}_{u_4} = \emptyset$ ,  $\mathcal{W}_{u_5} = \{f_3\}$ ,  $\mathcal{W}_{u_6} = \{f_2\}$ . Note that  $T_{t,1} = 4$  seconds.

**Second time slot:** The  $u_1$ -th UD can use its cached files to transmit  $\mathbf{f}_{u_1} = f_2 \oplus f_3$  with rate  $R_{u_1} = 3$  bits/s to the set  $\mathbf{u}(\mathbf{f}_{u_1}) = \{u_2, u_5, u_6\}$  which requires transmission time  $T_{u_1} =$

$T_{t,2} = \frac{10}{3} = 3.33$  seconds. The decoding process at UD's side can be explained as follows.

- The  $u_2$ -th UD already has  $f_2$ , so it can XOR the combination  $(f_2 \oplus f_3)$  with  $f_2$  (i.e.,  $(f_2 \oplus f_3) \oplus f_2$ ) to retrieve  $f_3$ . Thus, the transmission is instantly decodable for UD  $u_2$ .
- The  $u_5$ -th UD already has  $f_2$ , so it can XOR the combination  $(f_2 \oplus f_3)$  with  $f_3$  (i.e.,  $(f_2 \oplus f_3) \oplus f_2$ ) to retrieve  $f_3$ . Thus, the transmission is instantly decodable for UD  $u_5$ .
- The  $u_6$ -th UD already has  $f_2$ , so it can XOR the combination  $(f_2 \oplus f_3)$  with  $f_2$  (i.e.,  $(f_2 \oplus f_3) \oplus f_2$ ) to retrieve  $f_3$ . Thus, the transmission is instantly decodable for UD  $u_6$ .

By the end of second time slot, all UD's will have their requested files. Therefore, the total transmission time is  $T_{t,1} + T_{t,2} = 4 + 3.33 = 7.33$  seconds.

The above example demonstrates the benefit of NC and D2D communications in minimizing the completion time. We can further improve this result by allocating the power levels efficiently to the transmitting UD's.

### III. COMPLETION TIME APPROXIMATION AND PROBLEM REFORMULATION

Following [18], [24], we approximate the completion time in Theorem 1 to select a set of transmitting UD's, file combinations, and transmission rates/powers at each transmission slot  $t$  without going through all future possible coding decisions. To achieve this, at each transmission slot  $t$ , a lower bound on the completion times of all UD's is computed. This lower bound is computed separately for each UD and does not require to exploit the interdependence of UD's' file reception and channel capacities. In fact, this lower bound metric facilitates the mapping of the transmission schedule selection problem in (2) into an online maximal independent set selection problem.

**Corollary 1.** *A lower bound on completion time  $\bar{T}_i(t)$  of UD  $u_i \in \mathcal{N}_w$  in a given time index  $t$  can be approximated as*

$$\bar{T}_{u_i}(t) \approx \frac{B \cdot |W_{u_i}(0)|}{\tilde{R}_{u_i}} + \mathbb{T}_{u_i}(t), \quad (3)$$

where  $\mathbb{T}_{u_i}(t)$  is the accumulative time delay experienced by UD  $u_i$  until time index  $t$  and  $\tilde{R}_{u_i}$  is the harmonic mean of the channel capacities from all UD's.

*Proof.* The expression in (3) matches the expression in Theorem 1, except  $\mathbb{T}_{u_i}(S)$  and  $\tilde{R}_{u_i}(S)$  of Theorem 1 are replaced by  $\mathbb{T}_{u_i}(t)$  and  $\tilde{R}_{u_i}$ , respectively. The best case scenario is that all transmissions starting from time slot  $t$  are instantly decodable for UD  $u_i$ . Thus, it experiences no further time delay, i.e.,  $\mathbb{T}_{u_i}(S) = \mathbb{T}_{u_i}(t)$ . In addition, since a fully connected D2D model is adopted, UD  $u_i$  can receive a missing file from any other UD until it receives all  $F$  files. Therefore,  $\tilde{R}_{u_i}(S)$  is replaced by  $\tilde{R}_{u_i}$ , where  $\tilde{R}_{u_i}$  is the harmonic mean of the channel capacities from all other UD's to UD  $u_i$ . This is an approximation as  $\tilde{R}_{u_i}$  is exactly equal to  $\tilde{R}_{u_i}(S)$  if UD  $u_i$  receives an equal number of files from other UD's with the rates of channel capacities. ■

Using the approximated completion time (3) at each transmission slot  $t$ , we now ready to reformulate the completion time minimization problem in Theorem 1 with the aim to develop a cross-layer network coding framework that decides the set of transmitting UD's  $\mathcal{A}$  for sending  $\mathbf{f}_{u_k}$  to the UD's  $\mathbf{u}(\mathbf{f}_{u_k})$ , and their transmission rate/power  $\{R_{u_k}, Q_{u_k}\}$ ,  $\forall u_k \in \mathcal{A}$ . As such, all files are delivered to all UD's with minimum completion time. Therefore, the completion time minimization problem in fully D2D connected system can be formulated as

$$\text{P1: } \min_{\substack{\mathbf{f}_{u_k}, R_{u_k}, Q_{u_k} \\ \mathcal{A} \in \mathcal{P}(\mathcal{N})}} \left\{ \max_{u_i \in \mathcal{N}_w} \bar{T}_{u_i}(t) \right\} \quad (4a)$$

$$\text{subject to } \begin{cases} \text{(C1): } \mathbf{u}(\mathbf{f}_{u_k}) \cap \mathbf{u}(\mathbf{f}_{u_m}) = \emptyset, \forall u_k \neq u_m \in \mathcal{A}, \\ \text{(C2): } \mathbf{f}_{u_k} \subseteq \mathcal{P}(\mathcal{H}_{u_k}), \forall u_k \in \mathcal{A}, \\ \text{(C3): } 0 \leq Q_{u_k} \leq Q_{\max}, \forall u_k \in \mathcal{A}, \\ \text{(C4): } R_{u_k} \geq R_{\text{th}}, \forall u_k \in \mathcal{A}, \end{cases}$$

where (C1) states that the sets of targeted UD's from all transmitting UD's are disjoint, i.e., each UD must be scheduled to only one transmitting UD; (C2) ensures that all files to be combined using XOR operation at each transmitting UD  $u_k$  are stored in its *cache*; (C3) bounds the maximum transmit power of transmitting UD's, and (C4) guarantees the minimum transmission rate  $R_{\text{th}}$  required to meet the QoS rate requirements.

The optimization variables in (P1) contain the NC scheduling parameters  $\mathbf{u}(\mathbf{f}_{u_k})$ , potential set of transmitting UD's  $\mathcal{A}$ , and their adopted power allocations. It can be seen that problem (P1) is intractable. However, by analyzing the problem, next section successfully transforms it into MWIS problem using graph theory technique.

### IV. GRAPH CONSTRUCTION AND PROBLEM TRANSFORMATION

The formulated problem in (P1) is similar to MWIS problems in several aspects. In MWIS, two vertices should be non-adjacent in the graph, and similarly, in problem (P1), same UD cannot be scheduled to two different UD's (i.e., C1). Moreover, the objective of problem (P1) is to minimize the maximum completion time, and similarly, the goal of MWIS is to maximize the number of vertices that have high weights. Therefore, the feasible NC schedules can be considered to be the MWISs. Consequently, we focus on graph-based methods, and in what follows, we will construct a graph that allows us to transform problem (P1) into MWIS-based problem.

#### A. D2D Rate-Aware IDNC Graph

In this sub-section, we construct a weighted undirected graph, referred to D2D-RA-IDNC graph, that considers all possible conflicts for scheduling UD's, such as transmission, network coding, and transmission rate. Let  $\mathcal{G}(\mathcal{V}, \mathcal{E})$  represent the D2D-RA-IDNC graph where  $\mathcal{V}$ ,  $\mathcal{E}$  stand for the set of all the vertices and the edges, respectively. In order to construct  $\mathcal{G}$ , we need first to generate the vertices and connect them.

Let  $\mathcal{N}_w \subset \mathcal{N}$  denote the set of UD's that still wants some files. Hence, the D2D-RA-IDNC graph is designed by

generating all vertices for the  $u_k$ -th possible transmitting UD,  $\forall u_k \in \mathcal{N}$ . The vertex set  $\mathcal{V}$  of the entire graph is the union of vertices of all UDs. Consider, for now, generating the vertices of UD  $u_k$ . Note that transmitting UD  $u_k$  can encode its IDNC file  $\mathbf{f}_{u_k}$  using its previously received files  $\mathcal{C}_{u_k}$ . Therefore, each vertex is generated for each single file  $f_h \in \mathcal{W}_{u_i} \cap \mathcal{C}_{u_k}$  that is requested by each UD  $u_i \in \mathcal{N}_w$  and for each achievable rate  $r$  of UD  $u_k$  that is defined below.

**Definition 2:** The set of achievable rates  $\mathcal{R}_{u_k, u_i}$  from UD  $u_k$  to UD  $u_i$  is a subset of achievable rates  $\mathcal{R}_{u_k}$  that are less than or equal to channel capacity  $r_{u_k, u_i}$ . It can be expressed by  $\mathcal{R}_{u_k, u_i} = \{r \in \mathcal{R}_{u_k} | r \leq C_{u_k, u_i} \text{ and } u_i \in \mathcal{N}_w\}$ .

The above definition emphasizes that  $u_i$ -th UD can receive a file from transmitting UD  $u_k$  if the adopted transmission rate  $r$  is in the achievable set  $\mathcal{R}_{u_k, u_i}$ . Therefore, we generate  $|\mathcal{R}_{u_k, u_i}|$  vertices for a requesting file  $f_h \in \mathcal{C}_{u_k} \cap \mathcal{W}_{u_i}$ ,  $\forall u_i \in \mathcal{N}_w$ . In summary, a vertex  $v_{r, i, f}^k$  is generated for each association of transmitting UD  $u_k$ , a rate  $r \in \mathcal{R}_{u_k, u_i}$ , and a requesting file  $f_h \in \mathcal{C}_{u_k} \cap \mathcal{W}_{u_i}$  of user  $u_i \in \mathcal{N}_w$ . Similarly, we generate all vertices for all UDs in  $\mathcal{N}$ .

Given the above generated vertices, in what follows, we connect them to construct the D2D-RA-IDNC graph. All possible conflict connections between vertices (conflict edges between circles) in the D2D-RA-IDNC graph are provided as follows. Two vertices  $v_{r, i, h}^k$  and  $v_{r', i', h'}^{k'}$  representing the same transmitting UD  $u_k$  are linked with a coding-conflict edge if the resulting combination violate the instant decodability constraint. This event occurs if one of the following holds.

- The combination is not-instantly decodable, i.e.,  $f_h \neq f_{h'}$  and  $(f_h, f_{h'}) \notin \mathcal{C}_{u_k} \times \mathcal{C}_{u_k}$ .
- The transmission rate is different, i.e.,  $r \neq r'$ .

Similarly, two vertices  $v_{r, i, h}^k$  and  $v_{r', i', h'}^{k'}$  representing different transmitting UDs  $u_k \neq u_{k'}$  are conflicting if

- The transmission rate is different, i.e.,  $r \neq r'$ .
- The same UD is scheduled, i.e.,  $u_i = u_{i'}$ .

Therefore, two vertices  $v_{r, i, h}^k$  and  $v_{r', i', h'}^{k'}$  are adjacent by a conflict edge in  $\mathcal{E}$  if they satisfy one of the following connectivity conditions (CC).

- CC1:  $u_k = u_{k'}$  and  $(f_h \neq f_{h'})$  and  $(f_h, f_{h'}) \notin \mathcal{C}_{u_k} \times \mathcal{C}_{u_k}$ .
- CC2:  $r \neq r'$ .
- CC3:  $u_k \neq u_{k'}$  and  $u_i = u_{i'}$ .

## B. Problem Transformation

In this sub-section, we transform the network-coded user scheduling and power optimization problem (P1) into MWIS problem, and consequently, we start by the following definitions.

**Definition 3:** Any independent set (IS)  $\mathcal{I}$  in graph  $\mathcal{G}$  must satisfies: i)  $\mathcal{I} \subseteq \mathcal{G}$ ; ii)  $\forall v, v' \in \mathcal{I}$ , we have  $(v, v') \notin \mathcal{E}$ .

**Definition 4:** A maximal IS in an undirected graph cannot be expanded to add one more vertex without affecting the pairwise non-adjacent vertices.

**Definition 5:** The independent set  $\mathcal{I}$  is referred to as an MWIS of  $\mathcal{G}$  if it satisfies: i)  $\mathcal{I}$  is an IS in graph  $\mathcal{G}$ ; ii) the sum weights of the vertices in  $\mathcal{I}$  offers the maximum among all ISs of  $\mathcal{G}$ . Therefore, the MWIS will be denoted as  $\mathcal{I}$ .

Based on the aforementioned designed D2D-RA-IDNC graph and definition of MWIS, we have the following proposition.

**Proposition 1.** The problem of minimizing the approximated completion time in (P1) at the  $t$ -th transmission is equivalently represented by the MWIS selection among all the ISs in the  $\mathcal{G}$  graph, where the original weight  $\omega_o(v)$  of each vertex  $v$  is given by

$$\omega_o(v) = 2^{N_w - d_{u_i} + 1} \bar{T}_{u_i}(t) \left( \frac{r}{B} \right), \quad (5)$$

where  $d_{u_i}$  is the order of UD  $u_k$  in the group that arranges all UDs in  $\mathcal{N}_w(t)$  in decreasing order of lower bound on completion times [24].

*Proof.* The proof of the proposition follows similar steps of [18], and consequently, the detailed steps are omitted. Accordingly, a sketch of proof is provided as follows. First, we need to sufficiently show that there is a mapping between the set of maximal ISs in the D2D-RA-IDNC graph and the set of feasible transmissions. Then, the weight of each IS is the objective function to P1. The authors in [18] showed that there exists a one-to-one mapping between the set of feasible transmissions and the set of ISs in the RA-IDNC graph. Here, we extend the results of [18] to the D2D-RA-IDNC graph by showing that the feasible transmissions between different transmissions are non-adjacent, i.e., the constraint CC3. Since each feasible transmission by a transmitting UD is an IS and they are non-adjacent, then the union of both sets is also an IS. From CC3, the same UD cannot be targeted by distinct transmitting UDs. Therefore, all vertices in the sub-graph representing transmitting UD  $u_k$  are non-adjacent to vertices in the sub-graph of transmitting UD  $u_{k'}$  as long as the targeted UDs are distinct. Therefore, each feasible association between targeted UDs-transmitting UDs, file combinations, and the transmission rate is represented by a maximal IS. Conversely, it can readily be seen that each IS represents a feasible condition as it does not violate the connectivity conditions CC1, CC2, and CC3. Indeed, for  $\mathcal{I}$ , the transmission of the combination  $\mathbf{u}_{u_k} = \bigoplus_{v_{r, i, h}^k \in \mathcal{I}} \mathbf{f}_{u_k}$  by transmitting UD  $u_k$  at rate  $r$  is instantly for all UDs  $\mathbf{u}(\mathbf{f}_{u_k}) = \bigcup_{v_{r, i, h}^k \in \mathcal{I}} \mathbf{u}$ .

To finish the proof, we show that the weight of the IS is the objective function of (P1). Let the weight of vertex  $v_{r, i, h}^k$  be defined as in (5) and  $\mathcal{I}$  be the set of maximal ISs in the D2D-RA-IDNC graph  $\mathcal{G}$ . Consider  $\mathcal{I} \in \mathcal{I}$  is the MWIS that has the maximum vertex weights. By the designed graph  $\mathcal{G}$ , all the feasible decisions of transmitting UDs, transmitted files and transmission rates/powers are mapped to the set of all maximal ISs. Consequently, the completion time reduction problem can be reformulated as a maximal IS selection problem in graph  $\mathcal{G}$  such as

$$\begin{aligned} \arg \max_{\substack{\mathcal{A} \in \mathcal{P}(\mathcal{N}) \\ \mathbf{f}_{u_k} \in \mathcal{P}(\mathcal{C}_{u_k}) \\ Q_{u_k} \in \{0, \dots, Q_{\max}\} \\ r \in \mathcal{R}_{u_k}}} \sum_{u_i \in \mathcal{X}} 2^{N_w - d_{u_i} + 1} \bar{T}_{u_i}(t) \left( \frac{r}{B} \right) \\ = \max_{\mathcal{I} \in \mathcal{I}} \sum_{v \in \mathcal{I}} 2^{N_w - d_{u_i} + 1} \bar{T}_{u_i}(t) \left( \frac{r}{B} \right) = \max_{\mathcal{I} \in \mathcal{I}} \sum_{v \in \mathcal{I}} \omega_o(v). \end{aligned} \quad (6)$$

Consequently, the problem of choosing transmitting UDs, file combinations, and transmission rates/powers that results in minimizing the completion time is equivalent to the MWIS

selection problem over the D2D-RA-IDNC graph. ■

It is readily known that finding the MWIS is NP-complete problem [25]. Consequently, solving Proposition 1 is NP-hard. In the next section, we greedily select a maximal IS using the vertices' weights defined in (5).

## V. PROPOSED SOLUTION

In this section, we develop an efficient cross-layer network coding solution that judiciously selects multiple transmitting UD's simultaneously and their coding decisions and transmitting rates/powers. As shown in SINR expression, the increase in the number of transmitting UD's also increases interference of a transmission channel caused by multiple transmitting UD's and therefore, reduces the channel capacity. To control the deleterious impact of interference on channel capacities, a power allocation mechanism is employed that efficiently selects the set of transmitting UD's and allocates the transmitting power to the transmitting UD's such that: (1) a potential number of UD's can be targeted with an IDNC combination, and (2) the channel capacities of the transmitting UD's to the targeted UD's still improves the objective function. The overall steps of our proposed solution are as follows. We first present a power allocation algorithm for the given set of transmitting UD's and the scheduled/targeted UD's to these transmitting UD's. Next, we provide a greedy algorithm that selects a set of transmitting and targeted UD's considering known/predefined power allocations. Finally, by combining the aforementioned algorithms, we present an innovative cross-layer NC solution.

### A. Transmit Power Allocation Algorithm

In this sub-section, we derive optimal power allocations to maximize sum-throughput for a given set of transmitting UD's. We assume that the system has  $A$  transmitting UD's, i.e.,  $\mathcal{A} = \{1, 2, \dots, A\}$  and the UD's receiving data from the  $u_k$ -th transmitting UD is denoted by the set  $\mathbf{u}(\mathbf{f}_{u_k})$ . The power optimization problem to maximize the sum-capacity of  $A$  transmitting UD's is formulated as

$$\max_{\{Q_k\}} \sum_{k=1}^A \mathcal{N}_k \quad \text{s.t.} \quad 0 \leq Q_k \leq Q_{\max}, \forall k \quad (7)$$

where  $\mathcal{N}_k = \sum_{u_i \in \mathbf{u}(\mathbf{f}_{u_k})} \log_2(1 + \text{SINR}_{u_k, u_i})$ . The near-optimal power allocation for the  $u_k$ -th transmitting UD is obtained in the following proposition.

**Proposition 2.** Let  $\hat{Q}_k$  be the given transmit power of the  $k$ -th transmitting UD at the  $t$ -th iteration. A converged power allocation is obtained by updating power at the  $(t+1)$ -th iteration,  $\forall t$ , according to the following power update equation

$$Q_k = \left[ \frac{\sum_{u_i \in \mathbf{u}(\mathbf{f}_{u_k})} \frac{\text{SINR}_{u_k, u_i}}{1 + \text{SINR}_{u_k, u_i}}}{\sum_{m=1, m \neq k} \sum_{u_j \in \mathbf{u}(\mathbf{f}_{u_m})} \left( \frac{\text{SINR}_{u_m, u_j}}{1 + \text{SINR}_{u_m, u_j}} \right)^2 \frac{\gamma_{u_k, u_i}}{\hat{Q}_m \gamma_{u_m, u_j}}} \right]_{0}^{Q_{\max}} \quad (8)$$

where  $\text{SINR}_{u_m, u_j}$ ,  $\forall m, j$ , is obtained by applying the value  $\hat{Q}_m$  in the expression of end-to-end SINR.

### Algorithm 1 Transmit Power Allocations for A Given Set of Transmitting UD's

- 1: **Input:** Set of transmitting UD's, the file combinations, and the associated UD's with each transmitting UD's.
- 2: **Initialize:**  $\hat{Q}_{u_k} = Q_o$ ,  $\forall k = 1, 2, \dots, A$ ,  $t = 1$ .
- 3: **repeat**
- 4:   Update the power allocation of the  $u_k$ -th transmitting UD,  $\forall u_k$ , by applying (8).
- 5:   Set  $\hat{Q}_{u_k} = Q_{u_k}$ ,  $\forall k = 1, 2, \dots, A$ , and  $t = t + 1$
- 6: **until** Objective function of (7) converges or  $t > t_{\max}$ .
- 7: **Output:** Final transmission power for all the transmitting UD's.

*Proof.* The proof follows similar steps of [26, Lemma 2]. Particularly, although (7) is a non-convex power allocation problem, a local optimal solution to (7) can be obtained by obtaining the stationary point of the objective function. To obtain a stationary power allocation for the  $u_k$ -th transmitting UD, we need to solve  $\frac{\partial \mathcal{N}_k}{\partial Q_k} = 0$ . In particular, we obtain

$$\frac{\partial \mathcal{N}_k}{\partial Q_k} = \frac{1}{Q_k} \sum_{u_i \in \mathbf{u}(\mathbf{f}_{u_k})} \frac{\text{SINR}_{u_k, u_i}}{1 + \text{SINR}_{u_k, u_i}} - \sum_{m=1, m \neq k} \sum_{u_j \in \mathbf{u}(\mathbf{f}_{u_m})} \left( \frac{\text{SINR}_{u_m, u_j}}{1 + \text{SINR}_{u_m, u_j}} \right)^2 \frac{\gamma_{u_k, u_i}}{\hat{Q}_m \gamma_{u_m, u_j}}. \quad (9)$$

Therefore, by solving  $\frac{\partial \mathcal{N}_k}{\partial Q_k} = 0$ , we obtain

$$Q_k = \left[ \frac{\sum_{u_i \in \mathbf{u}(\mathbf{f}_{u_k})} \frac{\text{SINR}_{u_k, u_i}}{1 + \text{SINR}_{u_k, u_i}}}{\sum_{m=1, m \neq k} \sum_{u_j \in \mathbf{u}(\mathbf{f}_{u_m})} \left( \frac{\text{SINR}_{u_m, u_j}}{1 + \text{SINR}_{u_m, u_j}} \right)^2 \frac{\gamma_{u_k, u_i}}{\hat{Q}_m \gamma_{u_m, u_j}}} \right]_{0}^{Q_{\max}} \quad (10)$$

By solving (10), one can obtain the stationary point for the objective function of the  $u_k$ -th transmitting UD,  $\forall u_k$ . However, a closed-form power allocation by solving (10) is intractable. Accordingly, we adopt an iterative approach to obtain a near-optimal stationary power allocation. To this end, we denote  $\hat{Q}_k$  as the given power allocation for the  $u_k$ -th transmitting UD,  $\forall u_k$ , and evaluate the R.H.S. of (10) for the given power allocations. Finally, by projecting R.H.S of (10) to the feasible region of the power allocations, we obtain (8). ■

Based on Proposition 2, an iterative algorithm to obtain transmit power allocations for a given set of transmitting UD's is provided as Algorithm 1. The convergence of Algorithm 1 is justified as follows.

**Proposition 3.** Algorithm 1 provides a stable and local optimal solution to (7).

*Proof.* We can proof Proposition 2 by resorting to the game theory. In fact, the proposed power allocation update can be considered as a non-cooperative power control game (NCPG) where each transmitting UD's act as a rational and selfish player, and wants to maximize its utility by choosing the best possible power allocation strategy. To this end, the utility function of the  $u_k$ -th transmitting UD is given at the top of the next page, where  $\mathbf{Q}_{-k}$  denotes the power allocation for the transmitting UD's other than the  $u_k$ -th UD.



$$\begin{aligned} \mathcal{N}_k(Q_k, \mathbf{Q}_{-k}) = & \sum_{u_i \in \mathbf{u}(f_{u_k})} \log_2 \left( 1 + \frac{Q_k |\gamma_{u_k, u_i}|^2}{N_0 + \sum_{m=1, m \neq k}^K Q_m |\gamma_{u_m, u_i}|^2} \right) \\ & + \sum_{m=1, m \neq k}^K \sum_{u_j \in \mathbf{u}(f_{u_m})} \log_2 \left( 1 + \frac{Q_m |\gamma_{u_m, u_j}|^2}{N_0 + \sum_{n=1, n \neq k, m}^K Q_n |\gamma_{u_n, u_i}|^2 + Q_k |\gamma_{u_k, u_i}|^2} \right) \end{aligned}$$

The utility function has two parts where the first part is the payoff in terms of the achievable throughput and the second term is the payoff for creating less interference to the other players in the system. Obviously, the first and second terms monotonically increase and decrease with the increase of transmission power,  $Q_k$ , respectively. We denote the R.H.S of (8) as  $\mathcal{F}_k(\{\hat{Q}_k\})$ . We can readily demonstrate that if  $Q_k < \mathcal{F}_k(\{\hat{Q}_k\})$ ,  $U_k(Q_k, \mathbf{Q}_{-k})$  monotonically increases, and if  $Q_k > \mathcal{F}_k(\{\hat{Q}_k\})$ ,  $U_k(Q_k, \mathbf{Q}_{-k})$  monotonically decreases. Therefore,  $U_k(Q_k, \mathbf{Q}_{-k})$  is a quasi-concave utility function. From [27, Theorem 3.2], for a non-cooperative game with quasi-concave utility functions, a Nash-equilibrium (NE) point must exist and it is obtained as the best response strategy of the players in the game. Note that, in an NE point, no player can improve its utility by taking an alternative strategy, and consequently, the overall solution must converge. We can easily justify that (8) is same as the best response strategy of the  $k$ -th transmitting UD,  $\forall k$ . Consequently, the iterative power allocation procedure, given in Algorithm 1, must converge to a stable point. We also emphasize that (8) is derived by satisfying the Karush-khun-Tucker (KKT) conditions for (7). Hence, a stable power allocation that is obtained by iteratively solving (8) must converge to a local optimal solution to (7). Accordingly, Algorithm 1 provides a stable and local optimal solution to (7)<sup>3</sup>. ■

### B. Greedy Maximal Independent Set Selection Algorithm

In this sub-section, we describe a maximal IS selection algorithm based on a greedy vertex search in the D2D-RA-IDNC graph and the priority of vertices defined in Proposition 1. Such a greedy vertex search approach was adopted in [10], [11] without adopting the physical-layer rate, but demonstrated its efficiency for completion time minimization. For simplicity, we use  $v$  and  $v'$  instead of  $v_{r,i,h}^k$  and  $v_{r,i',h'}^k$ , respectively. Let  $\mathcal{E}_{v,v'}$  be the adjacency connector of vertices  $v$  and  $v'$  in graph  $\mathcal{G}$  such that

$$\mathcal{E}_{v,v'} = \begin{cases} 1 & \text{if } v \text{ is not adjacent to } v' \text{ in } \mathcal{G}, \\ 0 & \text{otherwise.} \end{cases} \quad (11)$$

Further, let  $g_v$  denote the weighted degree of vertex  $v$ , which can be expressed as  $g_v = \sum_{v' \in \mathcal{G}} \mathcal{E}_{v,v'} \omega_o(v')$ , where  $\omega_o(v')$  is the priority of vertex  $v'$  defined in (5). Finally, the modified weight of vertex  $v$  is defined as

$$\omega_m(v) = \omega_o(v) g_v = 2^{N_w - d_{u_i} + 1} \bar{T}_{u_i}(t) \left( \frac{r}{B} \right) n_v. \quad (12)$$

To this end, at each step, the vertex search method adds a new vertex based on the maximum weight. Essentially, a vertex  $v^*$  that has the maximum weight  $\omega_m(v^*)$  is selected

and added to the maximal independent set  $\mathbf{I}$  (i.e.,  $\mathbf{I} = \{v^*\}$ ). Then, the subgraph  $\mathcal{G}(\mathbf{I})$ , which consists of vertices in graph  $\mathcal{G}$  that are not connected to vertex  $v^*$  is extracted and considered for the next step. Next, a new maximum weight vertex  $v'^*$  is selected from subgraph  $\mathcal{G}(\mathbf{I})$ . We repeat this process until no more vertices that are not connected to all the vertices in the maximal independent set  $\mathbf{I}$ . The steps of the greedy vertex search selection are summarized in Algorithm 2.

The transmitting UD in  $\mathbf{I}$  generates a coded file by XORing all the files identified by the vertices in  $\mathbf{I}$ . It also adopts the transmission rate corresponding to the vertices of  $\mathbf{I}$ . It is worth mentioning that the MWIS  $\mathbf{I}$  and its corresponding modified weights in (12) provide the following potential benefits:

- The modified weight of each vertex in  $\mathbf{I}$  shows the following. The first term  $\left(\frac{r}{B}\right)$  provides a balance between the transmission rate/power and the number of scheduled UDs to transmitting UD  $u_k$ . The second term  $2^{N_w - d_{u_i} + 1} \bar{T}_{u_i}(t)$  classifies the UDs based on their completion time lower bounds. As such, we give them priority for scheduling. More importantly, through the weighted degree  $g$ , the modified weight of a vertex  $v$  has a large original weight and it is not connected to a large number of vertices that have high original weights.
- Each UD is scheduled only to a transmitting UD that cached one of its missed files.
- The transmitting UD delivers an IDNC file with an adopted transmission rate/power that provides a lower completion time to a set of UDs. This adopted rate ensures the QoS rate guarantee and no larger than the channel capacities of all scheduled UDs.

### C. Cross-layer NC Solution

The iterative proposed CLNC solution maximizes the weighted sum rate subject to completion time reduction constraints, i.e., the problem of determining transmitting UDs and their transmission rates/powers and transmitted file combinations in a coordinated fashion. Particularly, we iterate between solving the completion time reduction problem for fixed transmit power and optimizing the power level for a given schedule of completion time reduction. The main philosophy of this heuristic is to iteratively include more transmitting UDs and allocate transmission powers subject to the reduction in the completion time. At each iteration, it first determines the scheduled UDs by the set of chosen transmitting UDs as described in Algorithm 2. Then, given the resulting network-coded user scheduling, it executes a power allocation algorithm to determine the power level of the transmitting UDs that maximizes the sum-rate and minimizes the completion time as described in Algorithm 1. The steps of the proposed iterative solution is described as in Algorithm 3.

<sup>3</sup>The convergence of transmission power update equation, given by (8), is justified for asymptotically high signal-to-noise (SNR) ratio regime in [26]. However, using Proposition 2, we justify that the considered power allocation converges without the assumption of asymptotic high SNR.



---

**Algorithm 2** Greedy Maximal Weight Independent Set (MWIS) Selection

---

- 1: Generate D2D-RA-IDNC graph  $\mathcal{G}$ .
  - 2: Initialize  $\mathbf{I} = \emptyset$ .
  - 3: Set  $\mathcal{G}(\mathbf{I}) \leftarrow \mathcal{G}$ .
  - 4: **while**  $\mathcal{G}(\mathbf{I}) \neq \emptyset$  **do**
  - 5:    $\forall v \in \mathcal{G}(\mathbf{I})$ : compute  $\omega_o(v)$  and  $\omega_m(v)$  using (5) and (12), respectively.
  - 6:   Select  $v^* = \arg \max_{v \in \mathcal{G}(\mathbf{I})} \{\omega_m(v^*)\}$ .
  - 7:   Set  $\mathbf{I} \leftarrow \mathbf{I} \cup v^*$ .
  - 8:   Obtain  $\mathcal{G}(\mathbf{I})$ .
  - 9: **end while**
- 

In Algorithm 3,  $\mathcal{A}$  is the set of selected transmitting UD,  $\mathcal{M}_w$  is the set of UDs having non-empty *Wants* set, and  $\mathcal{X}$  is the set of all the targeted UDs.

**Proposition 4.** *The CLNC solution achieves improved sum-rate compared to the interference free solution of [24].*

*Proof.* At each iteration of the proposed Algorithm 3, the set of transmitting UDs is updated. Let denote  $\mathcal{A}^{(i)}$  be the set of transmitting UDs at the  $i$ -th iteration of Algorithm 3. Recall, only a finite number of UDs can be the transmitting UDs in a given TS. Thus, the set of transmitting UDs is evolved as

$$\mathcal{A}^{(1)} \rightarrow \mathcal{A}^{(2)} \rightarrow \dots \rightarrow \mathcal{A}^{(\text{final})}. \quad (13)$$

Note that  $\mathcal{A}^{(1)}$  contains only one transmitting UD. Particularly, the proposed scheme initially selects a transmitting UD with maximum number of potential receiving UDs, and such a transmitting UD is included in  $\mathcal{A}^{(1)}$ . Subsequently, at each iteration Algorithm 3 adds one more transmitting UDs with the existing set of transmitting UDs given that the total sum-rate is improved. To this end, at each iteration, Algorithm 3 updates the power allocations of all the transmitting UDs to maximize the overall sum-capacity. Essentially, at each iteration of Algorithm 3, the sum-rate is non-decreasingly improved. Obviously, the sum-rate of the  $\mathcal{A}^{(\text{final})}$  set must outperform the sum-rate achieved by the  $\mathcal{A}^{(1)}$  set. Recall that the interference free solution of [24] selects only one transmitting UD each TS. Thus, the achievable sum-rate of the interference free solution of [24] becomes same to the sum-rate achieved by the  $\mathcal{A}^{(1)}$  set. Hence, the CLNC solution achieves improved sum-rate compared to the interference free solution of [24]. ■

*Remark 1:* By exploiting power allocation and time-varying channel of the UDs, the proposed CLNC solution activates multiple transmitting UDs at each TS. However, for severely strong inter-device interference channel, the power allocation may not improve the sum-capacity. In this case, the proposed solution activates only one transmitting UD. Consequently, the the interference free solution of [24] is a special case of the proposed CLNC solution. Hence, the proposed CLNC solution always achieves a lower completion time compared to the interference free solution.

*Remark 2:* When we schedule many UDs to the transmitting UDs, the number of targeted UDs is increased from the side information optimization, however, the sum-capacity may not be maximized. Consequently, we optimize the power/rate of

---

**Algorithm 3** Cross-layer Network-Coded (CLNC) Resource Scheduling Algorithm

---

- 1: **Initialize:**  $\mathcal{A} = \emptyset$ ,  $\mathcal{M}_w = \mathcal{N}_w$ , and  $\mathcal{X} = \emptyset$ .
  - 2: **Initialize:** Transmission power level  $Q_o \in Q_{\text{feasible}}$  for each potential transmitting UD.
  - 3: Compute SINR(s) setting transmission power  $Q_o$  and considering no interference.
  - 4: **repeat**
  - 5:   Construct the D2D-RA-IDNC graph using Section IV-A by considering using  $\mathcal{M}_w$  as the set of potential transmitting or targeted UDs.
  - 6:   Select maximal independent set  $\mathbf{I}$  using Algorithm 2. Let the transmitting UD be  $u_k$ , the file combination be  $\mathbf{f}$  in the maximal independent set  $\mathbf{I}$ , and the set of potential targeted UDs by  $u_k$  be  $\mathbf{u}(\mathbf{f}_{u_k})$ .
  - 7:   Compute the lower bound on the individual completion time of targeted UDs in  $\mathcal{X}$  set using (3) and increase delay of the non-targeted UDs in  $\mathcal{M}_w \setminus \mathcal{X}$  by  $\frac{B}{r(t)}$ .
  - 8:   Set  $\mathcal{A} = \{\mathcal{A}, u_k\}$ .
  - 9:   Consider the UDs in  $\mathcal{M}_w \setminus (\{u_k\} \cup \mathcal{X}(\mathbf{f}_{u_k}))$  as future transmitting UDs or more targeted UDs.
  - 10:   Compute the SINRs by setting the transmission power as  $Q_o$  and considering interference from the UDs in the set  $\mathcal{A}$ .
  - 11:   Optimize the transmission power of the transmitting UDs  $\mathcal{A}$  using Algorithm 1 to maximize the sum-capacity.
  - 12:   If the sum-capacity is improved,  $\mathcal{A} \leftarrow \mathcal{A} \cup u_i$  and  $\mathcal{M}_w \leftarrow \mathcal{M}_w \setminus u_i$ .
  - 13:   **if**  $|\mathcal{A}| > 1$  **then**
  - 14:     For each receiving UD,  $u_i$ , compute  $R_{u_i}$ . If  $R_{u_i} \geq R_{th}$  and  $u_i \notin \mathcal{X}$ , update  $\mathcal{X} \leftarrow \mathcal{X} \cup u_i$  and  $\mathcal{M}_w \leftarrow \mathcal{M}_w \setminus u_i$ . On the other hand, if  $R_{u_i} < R_{th}$  and  $u_i \in \mathcal{X}$ , update  $\mathcal{X} \leftarrow \mathcal{X} \setminus u_i$  and  $\mathcal{M}_w \leftarrow \mathcal{M}_w \cup u_i$ . Repeat this step  $\forall u_i \in \mathbf{u}(\mathbf{f}_{u_k})$  and  $\forall u_k \in \mathcal{A}$ .
  - 15:   **end if**
  - 16:    $\exists u_k \in \mathcal{A}$  such that the none of UDs in  $\mathbf{u}(\mathbf{f}_{u_k})$  set satisfies the rate constraint,  $\mathcal{M}_w \leftarrow \mathcal{M}_w \cup u_k$  and  $\mathcal{A} \leftarrow \mathcal{A} \setminus u_k$ .
  - 17:   Recompute  $\bar{T}$  and store the solution that achieves the minimum completion time.
  - 18: **until** No UDs can be added to the set  $\mathcal{A}$ .
  - 19: **Output:** Overall completion time  $\bar{T}$ .
- 

the transmitting UDs to maximize the sum-capacity. Thus, our CLNC solution not only increases the number of targeted UDs, but also maximizes the sum-capacity.

#### D. Complexity Analysis

For any arbitrary D2D network setting and at any iteration of the proposed algorithm, we need to construct the D2D-RA-IDNC graph, calculate the power allocation of the transmitting UDs, and find the MWIS.

Since each UD caches only a set of files, the total number of vertices in D2D-RA-IDNC graph corresponding to that UD is  $V = |\mathcal{C}| \times N$ . Therefore, we construct the D2D-RA-IDNC graph for all UDs by generating  $O(VN)$  vertices.

Building the adjacency matrix needs a computational complexity of  $O(V^2N^2)$ . For the vertex search algorithm, we need first to calculate the weights of all vertices, and then finding the MWIS. It is easily to note that all UDs having vertices in the independent set have the same transmission rate as they initially corresponding to the same transmitting UD. Thus, the algorithm needs  $|\mathcal{R}|$  maximal ISs. Note that each maximal IS has at most  $V$  vertices as each UD can be targeted by at most one file (i.e., one vertex for each targeted UD) per transmission. Each iteration with a given rate needs a complexity of  $O(VN)$  for weight calculations of the MWIS. It also needs searching for at most  $N - 1$  vertices. Then, the complexity of the algorithm for finding the maximal ISs for all rates and their sum weights, at most, is  $O(VN|\mathcal{R}| + (N - 1)|\mathcal{R}|) = O(|\mathcal{R}|(VN + N - 1))$ . The computational complexity of constructing the D2D-RA-IDNC graph, building the adjacent matrix, and finding the MWIS is  $O(|\mathcal{R}|(VN + N - 1)) + O(V^2N^2) = O(V^2N^2)$ .

On the other hand, calculating the power allocation for any fixed D2D schedule needs  $C_p = O(|u_{u_1}| \times |u_{u_2}| \times \dots \times |u_{u_K}|)$ . Finally, Algorithm 3 iterates between constructing the D2D-RA-IDNC graph and finding its corresponding MWIS and optimizing power levels of the transmitting UDs, thus leading to an overall computational complexity of  $O(T(V^2N^2 + C_p))$ , where  $T$  is the number of iterations.

## VI. NUMERICAL RESULTS

In this section, we present some numerical results that compare the completion time performance of our proposed CLNC scheme with existing coded and uncoded schemes. We consider a D2D network where UDs are distributed randomly within a hexagonal cell of radius 500m. We assume the channel gains between UDs follow the standard path-loss model, which consists of three components: 1) path-loss of  $148 + 37.6 \log_{10}(d_{u_k, u_i})$  dB, where  $d_{u_k, u_i}$  represents the distance between  $u_k$ -th UD and  $u_i$ -th UD in km; 2) log-normal shadowing with 4dB standard deviation and 3) Rayleigh channel fading with zero-mean and unit variance. We consider that the channels are perfectly estimated. The noise power and maximum UD power are assumed to be  $-174$  dBm/Hz and  $Q_{\max} = -42.60$  dBm/Hz, respectively, and the bandwidth is 1 MHz. Unless otherwise stated, we initially consider that each UD already has about 45% and 55% of  $\mathcal{F}$  files for the considered schemes. To evaluate the performance of our proposed scheme with different thresholds ( $R_{th1} = 0.5$ , and  $R_{th2} = 5$ ), we simulate various scenarios with different number of UDs, number of files, file sizes, and demand ratio of UDs. These thresholds represent the minimum transmission rates required for QoS. The performances of our joint solution for  $R_{th1} = 0.5$  and  $R_{th2} = 5$  are shown in solid and dash red lines, respectively.

For the sake of comparison, our proposed schemes are compared with the following existing schemes.

- **Uncoded Broadcast:** This scheme picks a random UD that broadcasts an uncoded file from its *cache* set that is missing at the largest number of other UDs. Moreover, this scheme uses the minimum channel capacity from the transmitting UD to all other UDs as the transmission rate.

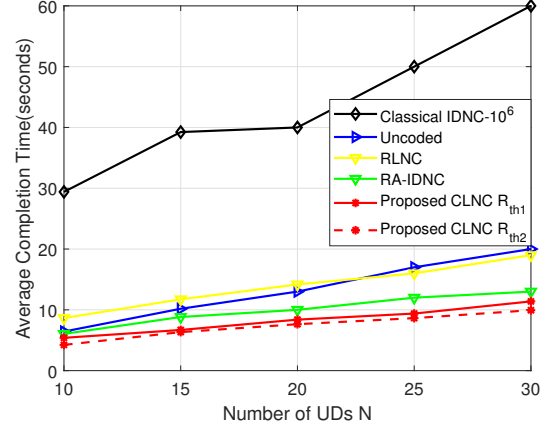


Fig. 2: Average completion time in sec. vs the number of UDs  $N$ .

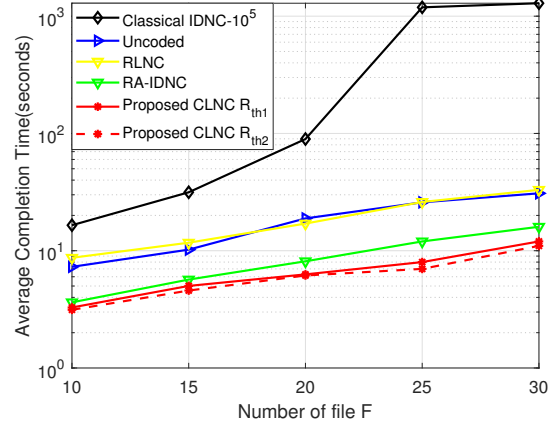


Fig. 3: Average completion time in sec. vs the number of files  $F$ .

- **Cooperative RLNC:** This RLNC algorithm picks the UD with the highest side information rank as the transmitting UD in a D2D transmission [28]. The picked UD encodes all files using random coefficient from a large Galois field. However, this algorithm discards the dynamic transmission rates and for the transmission to be successfully received by all other UDs, the minimum channel capacity from the transmitting UD to all other UDs is adopted as the transmission rate.
- **Cooperative IDNC:** This IDNC algorithm considers cooperation among UDs and jointly selects a set of transmitting UDs and their XOR file combinations [12]. However, this algorithm focuses on serving a large number of UDs with a new file in each time index to reduce the overall completion time. Due to ignoring the dynamic rate adaptation, the minimum channel capacity from the transmitting UDs to all targeted UDs is adopted as the transmission rate.

For completeness of this work, we also compare our proposed scheme with the recent RA-IDNC work in [24]. In this scheme, RA-IDNC scheme is employed for D2D network that allows only one transmitting UD to transmit at a time.

In Fig. 2, we depict the average completion time versus the

number of UD  $N$ . We consider a D2D model with a frame of 20 files and a file size of 1 Mbits. From this figure, we can observe that the proposed CLNC scheme offers an improved performance in terms of completion time minimization as compared to the other schemes for all considered number of UD. This improved performance is due the fact that our proposed scheme judiciously selects potential UD for transmitting coded files to a set of schedule UD, adopts the transmission rate, and optimizes the transmission power of each transmitting UD. This in turn aides the file combination selection process. The uncoded broadcast scheme sacrifices the rate optimality by scheduling the maximum number of UD. Although uncoded scheme needs a fewer number of transmissions, at least  $F$  transmissions, it requires longer transmission durations for frame delivery completion. This leads to a high completion time. On the other hand, the RA-IDNC scheme improves the selection of file process by adapting the transmission rate, but it suffers from activating only one transmitting UD at each transmission slot. This is a clear limitation of the RA-IDNC scheme as it does not fully exploit the simultaneous transmissions from multiple UD. The proposed CLNC scheme strikes a balance between the aforementioned aspects by jointly selecting the number of targeted UD and the transmission rate of each transmitting UD such that the overall completion time is minimized. This results in a full utilization of simultaneous transmissions from multiple transmitting UD. Consequently, an improved performance of our proposed scheme compared to the RA-IDNC scheme is achieved. Moreover, our proposed scheme improves the used rates using power control on each transmitting UD.

In Fig. 3, we show the average completion time versus the number of files  $F$ . Fig. 3 considers different sizes of frames. The simulated D2D system composed of 20 UD and file size of 1 Mbits. For the same reason as mentioned for Fig. 2, our proposed scheme outperforms other schemes. It can be observed from the figure that increasing the frame size leads to an increased completion time of all schemes. This is because for few files, the opportunities of mixing files using IDNC in the proposed and other NC schemes are limited. As a result, all NC schemes have roughly similar performances. As the number of files increases, the increase in the completion time with our proposed scheme is low. This is due to the fact that our proposed scheme judiciously allows each transmitting UD to decide on a set of files to be XORed. As such, they are beneficial to a significant set of UD that have relatively good channel qualities. Note that uncoded broadcast and RLNC schemes complete frame transmissions in fewer transmissions ( $F$  transmissions) than our developed scheme. However, each of their transmission durations is longer than a single transmission of the proposed schemes since they are adopting the transmission rates to the minimum of all achievable capacities.

In Fig. 4, we illustrate the impact of increasing the file size  $B$  on the average completion time. Fig. 8 shows the size of such popular files and how long it takes for the proposed solution to deliver a complete frame to UD. In this figure, we simulate the D2D system composed of 20 UD and 15 files. We observe that the completion time performances of

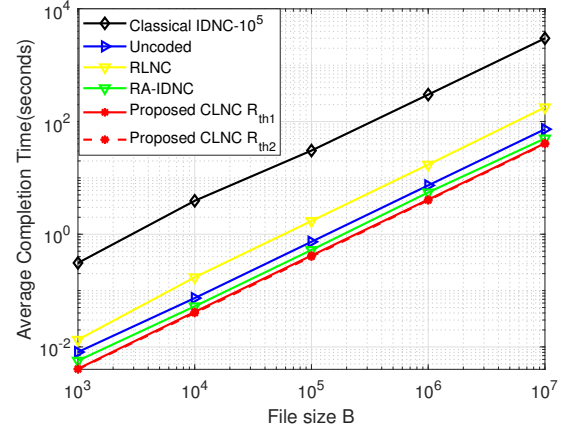


Fig. 4: Average completion time in sec. vs file size  $B$ .

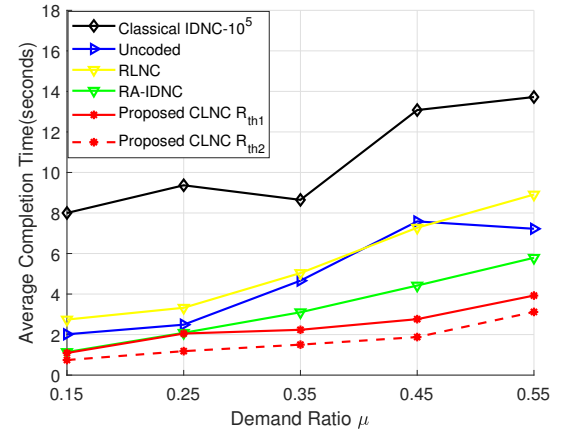


Fig. 5: Average completion time in sec. vs demand ratio  $\mu$ .

all schemes increase linearly with the file size. This agrees with the completion time expression in Corollary 1, where it was shown that  $T$  increases linearly with  $B$ . From physical-layer consideration, as  $B$  increases, more bits are needed for delivering files. Thus, time delay is increased to receive files from transmitting UD. It can be seen that the proposed scheme in all above figures outperforms all other schemes for different rate thresholds as shown with red lines. As the rate threshold increases, the completion time improvement increases. This is because as the rate threshold increases, a certain number of UD is scheduled and the transmission rate of the transmitting UD becomes high. Thus, the role of our proposed scheme for completion time minimization and QoS optimization technique becomes more noticeable.

In Fig. 5, we illustrate the impact of changing the demand ratio  $\mu$  on the average completion time. This ratio represents the demand portion of the requested files of UD. In this figure, we simulate the D2D system composed of 10 UD and 8 files each with a size of 1 Mbits. We can observe that the completion time performance of our proposed scheme outperforms the performances of other schemes for the whole range of  $\mu$ . It can be seen from the figure that increasing the demand ratio leads to an increased completion time of all schemes. This is because for high demand ratio, the number of transmissions for delivering all the files to all the UD

of all schemes increases. As a result, the completion time performance of the considered schemes increases.

Finally, we provide some observations from our presented simulation results as follows. First, it is always beneficial from network-layer perspective to schedule many UD's with IDNC files as in the classical IDNC scheme. However, selecting the minimum transmission rate of all the scheduled UD's degrades the completion time performance of the classical scheme. Second, although the uncoded broadcast and RLNC schemes schedule almost all the UD's, they adopt the transmission rates to the minimum of all the scheduled UD's. Thus, its completion time performance is degraded, especially for large network sizes since selecting the minimum transmission rate of an increasing set is always minimum. Third, RA-IDNC scheme overcomes the limitations of the aforementioned schemes but suffers from selecting only one transmitting UD. This limitation further degrades the completion time performance of the RA-IDNC scheme in large network sizes. This due to the fact that RA-IDNC scheme always selects one transmitter regardless of the size of the network. Conversely, our transmission framework is more practically relevant as it considers different transmitting UD's and optimizes the employed rates using power control on each transmitting UD.

## VII. CONCLUSION

In this paper, we have studied the joint optimization of CLNC and D2D communications for the file delivery phase with the goal of minimizing the completion time while guaranteeing UD's QoS, subject to the UD's cache files, the required minimum rate, power allocation, and NC constraints. The completion time minimization problem in interference-allowed setup is solved over a set of transmitting UD's, their power allocation, dynamic rate selection and transmitted file combinations. By using a graph theory technique, we proposed a novel and efficient approach that uses cross-layer NC for power optimization and UD's coordinated scheduling in D2D networks. Specifically, our proposed solution judiciously iterates between finding the MWIS in the D2D-RA-IDNC graph and optimizing the power allocation, subject to the resultant interference of the newly added transmitting UD's. Simulation results show that the proposed interference-allowed solution reduces the completion time compared to the interference-free solution as well as conventional network coding algorithms.

## REFERENCES

- [1] L. Song, D. Niyato, Z. Han, and E. Hossain, *Wireless Device-to-Device Communications and Networks*, Cambridge University Press, 2015.
- [2] P. Pahlavan, M. Hundenboll, M. V. Pedersen, D. Lucani, H. Charaf, F. Fitzek, H. Bagheri, and M. Katz, "Novel concepts for device-to-device communication using network coding," *IEEE Commun. Mag.*, vol. 52, no. 4, pp. 32-39, 2014.
- [3] Q. Zhang, J. Heide, M. V. Pedersen, and F. H. Fitzek, "MBMS with user cooperation and network coding," in *IEEE Global Telecommunications Conference (GLOBECOM)*, 2011, pp. 1-6.
- [4] A. Tassi, C. Khirallah, D. Vukobratovic, F. Chiti, J. S. Thompson, and R. Fantacci, "Resource allocation strategies for network coded video broadcasting services over LTE-advanced," *IEEE Trans. Veh. Technol.*, vol. 64, no. 5, pp. 2186-2192, 2015.
- [5] X. Wang, C. Yuen, T. Li, W. Song, and Y. Xu, "Minimizing transmission cost for third-party information exchange with network coding," 2014.
- [6] Cisco visual networking index: global mobile data traffic forecast update, 2017-2022, White Paper, Feb., 2019.
- [7] D. Ferreira, R. Costa, J. Barros et al., "Real-time network coding for live streaming in hyper-dense Wi-Fi spaces," *IEEE J. Sel. Areas Commun.*, vol. 32, no. 4, pp. 773-781, 2014.
- [8] D. Traskov, M. Medard, P. Sadeghi, and R. Koetter, "Joint scheduling and instantaneously decodable network coding," in *Proc. IEEE Global Telecommun. Conf. (GLOBECOM)*, Honolulu, Hawaii, USA, Nov/Dec. 2009, pp. 1-6.
- [9] C. Xu, C. Gao, Z. Zhou, Z. Chang, and Y. Jia, "Social network-based content delivery in device-to-device underlay cellular networks using matching theory," *IEEE Access*, vol. 5, pp. 924-937, Nov. 2017.
- [10] S. Sorour and S. Valaee, "Completion delay minimization for instantly decodable network codes," *IEEE/ACM Trans. on Netw.*, vol. 23, no. 5, pp. 1553-1567, Oct. 2015.
- [11] N. Aboutorab and P. Sadeghi, "Instantly decodable network coding for completion time or decoding delay reduction in cooperative data exchange systems," *IEEE Trans. Vehi. Tech.*, vol. 65, no. 3, pp. 1212-1228, Mar. 2016.
- [12] A. Douik, S. Sorour, T. Y. Al-Naffouri, H.-C. Yang, and M.-S. Alouini, "Delay reduction in multi-hop device-to-device communication using network coding," in *IEEE International Symposium on Network Coding (NetCod)*, 2015, pp. 1-5.
- [13] A. Douik, M. S. Al-Abiad and M. J. Hossain, "An improved weight design for unwanted packets in multicast instantly decodable network coding," in *IEEE Comm. Letters*, vol. 23, no. 11, pp. 2122-2125, Nov. 2019.
- [14] M. S. Al-Abiad, A. Douik and M. J. Hossain, "Coalition formation game for cooperative content delivery in network coding assisted D2D communications," in *IEEE Access*, vol. 8, pp. 158152-158168, 2020.
- [15] A. Douik, S. Sorour, T. Y. Al-Naffouri, and M.-S. Alouini, "Instantly decodable network coding: From centralized to device-to-device communications," *IEEE Commun. Surveys Tuts.*, vol. 19, no. 2, pp. 1201-1224, 2nd Quart., 2017.
- [16] M. Saif, A. Douik and S. Sorour, "Rate aware network codes for coordinated multi base-station networks," *2016 IEEE Int. Conf. on Commun. (ICC)*, Kuala Lumpur, 2016, pp. 1-7.
- [17] A. Douik, S. Sorour, T. Y. Al-Naffouri and M. Alouini, "Rate Aware Instantly Decodable Network Codes," in *IEEE Trans. on Wireless Commun.*, vol. 16, no. 2, pp. 998-1011, Feb. 2017.
- [18] M. S. Al-Abiad, A. Douik, and S. Sorour, "Rate aware network codes for cloud radio access networks," *IEEE Trans. on Mobile Comp.*, vol. 18, no. 8, pp. 1898-1910, Aug. 2019.
- [19] X. Wang, C. Yuen, and Y. Xu, "Coding based data broadcasting for time critical applications with rate adaptation," *IEEE Trans. on Vehicular Tech.*, vol. 63, no. 5, pp. 2429-2442, Jun. 2014.
- [20] M. S. Al-Abiad, A. Douik, S. Sorour, and Md. J. Hossain, "Throughput maximization in cloud-radio access networks using rate-aware network Coding," *IEEE Trans. Mobile Comput.*, Early Access, Aug. 2020.
- [21] M. S. Al-Abiad, M. Z. Hassan, A. Douik, and Md. J. Hossain, "Low-complexity power allocation for network-coded User scheduling in Fog-RANs," *IEEE Commu. Letters*, Early Access, Dec. 2020.
- [22] M. S. Al-Abiad, S. Sorour, and M. J. Hossain, "Cloud offloading with QoS provisioning using cross-layer network coding," *2018 IEEE Global Commu. Conference (GLOBECOM)*, Abu Dhabi, UAE, 2018, pp. 1-7.
- [23] M. S. Al-Abiad, M. J. Hossain, and S. Sorour, "Cross-layer cloud offloading with quality of service guarantees in Fog-RANs," in *IEEE Trans. on Commun.*, vol. 67, no. 12, pp. 8435-8449, Jun. 2019.
- [24] M. S. Karim, A. Douik, S. Sorour, and P. Sadeghi, "Rate-aware network codes for completion time reduction in device-to-device communications," in *IEEE Int. Conf. on Commun. (ICC)*, 2016, pp. 1-7.
- [25] D. B. West et al., *Introduction to graph theory*. Prentice hall Upper Saddle River, 2001, vol. 2.
- [26] A. Douik, H. Dahrouj, O. Amin, B. Aloquibi, T. Y. A.-Naffouri, and M.-S. Alouini, "Mode selection and power allocation in multi-level cache-enabled networks," *IEEE Commun. Lett.*, vol. 24, no. 8, pp. 1789-1793, Aug. 2020.
- [27] Z. Han et al., *Game Theory in Wireless and Communication Networks: Theory, Models and Applications*.
- [28] A. Sprintson, P. Sadeghi, G. Booker, and S. El Rouayheb, "A randomized algorithm and performance bounds for coded cooperative data exchange," in *IEEE Int. Symposium on Inf. Theory Proceedings (ISIT)*, 2010, pp. 1888-1892.