

# DFOGraph: An I/O- and Communication-Efficient System for Distributed Fully-out-of-Core Graph Processing

Jiping Yu, Wei Qin, Xiaowei Zhu, Zhenbo Sun, Jianqiang Huang, Xiaohan Li, and Wenguang Chen  
Tsinghua University

## Abstract

With the magnitude of graph-structured data continually increasing, graph processing systems that can scale-out and scale-up are needed to handle extreme-scale datasets. While existing distributed out-of-core solutions have made it possible, they suffer from limited performance due to excessive I/O and communication costs.

We present DFOGraph, a distributed fully-out-of-core graph processing system that applies and assembles multiple techniques to enable I/O- and communication-efficient processing. DFOGraph builds upon two-level column-oriented partition with adaptive compressed representations to allow fine-grained selective computation and communication, and it only issues necessary disk and network requests. Our evaluation shows DFOGraph achieves performance comparable to GridGraph and FlashGraph ( $>2.52\times$  and  $1.06\times$ ) on a single machine and outperforms Chaos and HybridGraph significantly ( $>12.94\times$  and  $>10.82\times$ ) when scaling out.

## 1 Introduction

Internet-scale graphs, such as web crawls and social networks, can have hundreds of billions of vertices ( $|V|$ ) and trillions of edges ( $|E|$ ). Analysis of these massive graphs can be challenging, and recent works include scale-up and scale-out solutions. Scale-up ones, such as GraphChi [24], GridGraph [52], FlashGraph [50], and many others [6, 17, 21, 28, 30, 37], process the graph on a single machine using a disk or array of disks. Scale-out solutions include distributed in-memory systems, such as Pregel [31], PowerGraph [18], GraphX [19], Gemini [51], and many others [2, 3, 15, 16, 29, 43, 45], as well as distributed out-of-core ones, such as Chaos [36], HybridGraph [42], TurboGraph++ [22], and others [13, 46].

Although distributed in-memory systems have excellent performance, they require a large number of compute nodes and incur high costs. A real-world social graph [7] consists of 721 million vertices and 137 billion edges, resulting in  $\sim 1$  TB raw data (assuming edges stored as pairs of 32-bit integers). A web crawl from a search engine [27] contains 272 billion vertices and 12 trillion edges. The raw data exceeds 136 TB, and in-memory processing currently needs a supercomputer [27]. Thus, in-memory systems suffer from high costs when processing these large graphs.

In contrast, distributed out-of-core systems are more cost-efficient. Chaos, the most well-known system in this category, can process a trillion-edge graph using 32 servers, each with 32 GB RAM. Achieving high performance is challenging, mostly caused by excessive I/O and communication traffics. Chaos needs  $>3$  hours for each PageRank iteration on a trillion-edge graph ( $|V| = 2^{36}$ ,  $|E| = 2^{40}$ ). On the other hand, an in-memory system GraM can finish each iteration in 140 seconds on a similar-scaled graph ( $|V| = 2^{33}$ ,  $|E| = 2^{40}$ ).

### 1.1 Needs for Fully-Out-of-Core Processing

We would further distinguish semi- and fully-out-of-core graph processing. Semi-out-of-core systems assume vertex data can fit in memory, while fully-out-of-core ones do not. Some systems may operate fully-out-of-core but with quite limited performance. For example, GridGraph maintains vertex data using memory-mapped arrays, thus experiences excessive page swaps with insufficient memory. Experiments of TurboGraph++ use at most  $|V| = 2^{34}$ , and the aggregate memory is 800 GB, which is far from fully-out-of-core.

We argue that it is essential to optimize for fully-out-of-core scenarios. Firstly, it is inappropriate to assume  $|V| \ll |E|$ . For example, in Social Network Benchmark of Linked Data Benchmark Council [11], with scale factors from 1 to 1000, the average degree is only about 6. Semi-out-of-core systems have narrow applications on such graphs since they cannot efficiently process more massive graphs due to vertices' excessive random access on disks, and in-memory systems can better process smaller graphs. Also, machine-learning related graph algorithms, such as node2vec [20], require the data on each vertex to be vectors of, rather than one or two numeric values. Generally, a graph has  $|V| < |E|$ , but vertex data may be comparable to or even more extensive than edge data.

### 1.2 Challenges of Scaling Out

The capacity and bandwidth of a single machine always limit single-node systems' capabilities to handle extreme-scale datasets. While distributed systems can handle more massive graphs using multiple machines, they rely on fast networks to achieve scalability. Unfortunately, some existing systems require rigorous conditions to scale out the performance effectively. Chaos requires the network bandwidth to outstrip the *aggregate* disk bandwidth of the whole cluster to scale its performance, hardly fulfilled for typical cluster

Feature	DFOGraph	Chaos	HybridGraph	TurboGraph++	GraphD	Gemini
Processing model	Vertex-centric push signal-slot	Edge-centric GAS	Vertex-centric push & pull Pregel-like	Neighborhood-centric GAS & NWSM	Vertex-centric push Pregel-like	Vertex-centric push & pull signal-slot
Out-of-core	Fully-OOC	Fully-OOC	Semi-OOC	Semi-OOC	Semi-OOC	In-memory
Bandwidth assumption	Network $\geq$ disk per node	Network $\geq$ disk aggregated	Uses bandwidth as tuning parameters	Network is not the bottleneck	Commodity magnetic disks and Gigabit networks	(N/A for in-memory system)

**Table 1.** Comparison among distributed graph processing systems. Background colors indicate more advanced features.

environments, especially for those with fast storages<sup>1</sup>. TurboGraph++ also assumes that communication is no longer a bottleneck in modern clusters with high-speed networks, which is questionable in practical configurations.

Existing distributed out-of-core systems usually focus on optimizing the I/O efficiency but pay less attention to communication costs. While HybridGraph proposes a block-centric pull-mode propagation method to reduce the I/O and communication overhead, the actual effect depends on the memory budget available for message combining. For massive graphs far beyond the memory capacity, the reduction would be much less effective as the memory for combining is limited.

As a result, if we effectively reduce the communication cost and design a scalable system, we can relax the assumption on the network (only requires network bandwidth comparable to the disk throughput) to make distributed processing practical on more types of hardware configurations.

### 1.3 Main Contributions of Our Work

In this paper, we propose DFOGraph to fill the performance gap between conventional distributed in-memory and out-of-core graph processing systems. DFOGraph targets cluster environments equipped with high-speed NVMe SSDs and networks, to achieve scalability on both capacity and performance and improve the overall efficiency of fully-out-of-core graph processing. The techniques applied in DFOGraph focus on optimizing the I/O and communication efficiency, trying to avoid unnecessary disk and network operations, and adaptively choosing among strategies to fully utilize CPU, disk, or network whichever is the bottleneck. The main contributions of DFOGraph are summarized as follows:

- The critical choice of DFOGraph is the combination of vertex-centric [32] push abstraction and two-level (inter-node and intra-node) column-oriented partitioning. Pushing makes various optimizations possible, while partitioning narrows the span of random access and makes the pushing practical in distributed fully-out-of-core scenarios without touching excessive on-disk pages.

- Push and two-level column-oriented partitions enable effective I/O and communication optimizations. CSR (Compressed Sparse Row) or DCSR (Doubly-Compressed Sparse Row) are adaptively chosen for edge representation of each partition, reducing the space consumption and I/O cost. Messages are efficiently filtered, and only needed ones are sent on the wire, to reduce network traffic. As a result, DFOGraph only requires the network bandwidth is comparable to per-node disk throughput to scale out.
- Moreover, DFOGraph develops multiple adaptive strategies of communication. Operations related to disk and network are carefully decomposed and pipelined, which mostly hides the extra latency of optimizations and helps better utilize and trade-off among CPU, network, and I/O.
- We compare DFOGraph with five state-of-the-art single-machine and distributed graph processing systems. Results show that DFOGraph achieves performance comparable to single-machine out-of-core systems ( $>2.52\times$  over GridGraph,  $1.06\times$  over FlashGraph). Though slower than Gemini ( $4.76\times$ ) when data fits into memory, DFOGraph can process much larger graphs with the help of external memory. DFOGraph scales well ( $6.56\times$  with eight nodes) and significantly outperforms existing distributed out-of-core systems ( $>12.94\times$  over Chaos,  $>10.82\times$  over HybridGraph).

Table 1 shows the main differences between DFOGraph and related distributed systems. As a fully-out-of-core one, DFOGraph relaxed the bandwidth assumption to scale out, because of adequate optimizations enabled by push mode and column-oriented partitions. Also, it is non-trivial to convert semi-out-of-core systems to efficient fully-out-of-core ones.

The remaining part of this paper is organized as follows. Section 2 introduces the choice of the push abstraction and the column-oriented partitions. Section 3 introduces the implementation framework. Section 4 discusses the I/O and communication optimizations. Section 5 compares DFOGraph with other systems and shows the importance of appropriate column-oriented partitioning. Section 6 discusses related works. Finally, Section 7 concludes this paper.

<sup>1</sup>As a concrete example, each AWS EC2 i3en.3xlarge instance is equipped with an NVMe SSD of 2 GB/s (or 16 Gbps) sequential throughput and 25 Gbps network. The requirement is not satisfied even with two instances.

## 2 Push with Column-Oriented Partitions

The combination of push computation and two-level column-oriented partitions is the guiding idea of DFOGraph design. The choice enables various efficient optimizations introduced in Section 4. Without the column-oriented partitioning, fully-out-of-core processing will be impractical even given all other optimizations.

### 2.1 Push vs. Pull

Two basic modes of vertex-centric processing are push and pull modes. In push mode, each *active* vertex tries to update neighboring vertices through outgoing edges, introducing synchronization overhead. In pull mode, each vertex updates its state by collecting information from neighbors through incoming edges, avoiding write contentions. Some systems support both modes and choose one for each iteration, depending on the density of active vertices.

We argue that, while it is essential for in-memory systems to carefully choose the trade-off between excessive synchronization (push) and amount of work (pull), things are different in the out-of-core scenario. Supporting both modes doubles the working set, consumes more space, and makes caches less helpful. More importantly, excessive external memory accesses in pull mode would be much more expensive than synchronizations in push mode.

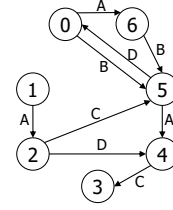
To this end, DFOGraph opts to keep only the push mode, which naturally enables selective scheduling and avoids unnecessary I/O. Nevertheless, directly adopting push mode is not enough to enable efficient fully-out-of-core processing. The random writes to external memory could make performance drop dramatically and wear out SSDs in a short time. DFOGraph proposes a two-level partitioning strategy to accommodate this issue, which will be introduced next.

### 2.2 Two-Level Column-Oriented Partitioning

Partitioning data across nodes natural for distributed systems, DFOGraph further adopts a column-oriented partitioning inside each machine, to reduce random access to SSDs and support fully-out-of-core processing. We will use the terms “partition” and “batch” to distinguish inter-node and intra-node cases in the following descriptions.

**Inter-node partitioning:** DFOGraph puts vertices with continuous numeric IDs into the same partition<sup>2</sup>. Given a graph and  $P$  machines, the vertex set  $V$  is partitioned into  $P$  disjoint ranges  $V_1, V_2, \dots, V_P$ . Let  $E_i^i$  and  $E_i^o$  denote the incoming and outgoing edge sets of  $V_i$ . DFOGraph tries to make  $(\alpha \times |V_i| + |E_i^i| + |E_i^o|)$  for each partition  $i$  as close as possible, to balance the number of vertices, incoming and outgoing edges of each partition.  $\alpha$  is configurable and defaults to

<sup>2</sup>According to the natural locality of graph data [10], a vertex and its neighbor vertices are more likely to have close IDs. By putting vertices with continuous IDs into the same partition, locality of this kind of graphs could effectively be preserved. Even if the vertices are randomly shuffled, this partition does not make things worse.



(a) A graph of seven vertices and nine edges. Edge data is a letter.

	Stored on node 0		Stored on node 1	
	Batch 0	Batch 1	Batch 2	Batch 3
Vertex data	0 1	2 3	4 5	6
Edge chunks from partition 0		1→2 A	0→5 B 2→4 D 2→5 C	0→6 A
Edge chunks from partition 1	5→0 D	4→3 C	5→4 A 6→5 B	

(b) Vertex and edge storage on two nodes. Vertex batch size is 2.

src	0	1	2	3
idx	0	1	1	3
dst	5	4	5	
data	B	D	C	

src	0	2	∞
idx	0	1	3
dst	5	4	5
data	B	D	C

(c) CSR of circled chunk in (b) (d) DCSR of circled chunk in (b)

Messages from ... 0→Batch 2  
should go to ... 0→Batch 3  
2→Batch 2

src	0	1	2	3
idx	0	2	2	3
batch	2	3	2	

src	0	2	∞
idx	0	2	3
batch	2	3	2

(e) Edges, CSR, and DCSR of dispatching graph from node 0 to 1.

**Figure 1.** Data storage and representation of a graph.

$2P - 1$ . The partitioning method corresponds to the estimated amount of disk I/O and network traffic per node in Section 4.5.

**Intra-node batching:** In each machine, DFOGraph further splits vertices to batches of fixed size<sup>3</sup>. Random access to vertex data is limited to the span of one batch, which is critical for fully-out-of-core cases (Section 5.4 will show the importance of narrowing the random access span by experiments). Figure 1a shows an example graph of seven vertices and nine edges. Assuming we partition the graph across two nodes, and inside a machine, every two vertices form a batch, as Figure 1b shows, each machine stores its vertices along with incoming edges. Edges are grouped by the partition of source vertex and the batch of destination, regarded as column-oriented graph partitioning. Each group is stored

<sup>3</sup>The last batch may contain fewer vertices.

in an edge chunk where the edges share the same source partition and destination batch.

Vertex batch size is an important parameter and should be wisely chosen. Typically, each partition should contain at least  $T$  batches, the number of CPU threads per node. Smaller vertex batches can narrow the span of random vertex data access and help load balancing of multiple threads inside each node since each batch's amount of work differs. However, smaller batches result in more management costs, including metadata storage, and increase the amount of data on disk because edges from the same source vertex are less likely to have destination vertices lying in the same batch, making compressed representations harder. By default, we choose the batch size to be as large as possible, either limited by the memory amount (fully-out-of-core) or by the requirement of load balancing (semi-out-of-core). In fully-out-of-core processing, the size is chosen that vertex data of each batch multiplied by  $T$  is less than half of total memory. For the semi-out-of-core case, the size is chosen by experience that each partition contains at least  $1.5T$  batches.

### 3 DFOGraph Implementation

DFOGraph mainly provides three APIs: `GetVertexArray` defines vertex data, `ProcessVertices` computes on vertices, and `ProcessEdges` computes for each edge. Typically, each iteration of an algorithm performs one call to `ProcessEdges` and zero or a few calls to `ProcessVertices`. Figure 2a gives their pseudo-code definitions, details as follows:

`GetVertexArray<T>` creates or loads vertex data of type  $T$ , returning a `VertexArray` object, which should be passed to `Process` functions for accesses.

`ProcessVertices` does computations on vertices. *work* is a user-defined function (UDF) called as *work(v)*, performing user operations on vertex  $v$ . Return values of *work* are summed and returned by `ProcessVertices`. *arrays* provide `VertexArrays` that may be accessed by *work*. Users may access data of vertex  $v$  inside a call to *work(v)*. If the user supplies *active*, a boolean `VertexArray` representing an active set, *work* will only be called for vertices in it.

`ProcessEdges` does computations on edges, following a simple signal-slot model. Active vertices generate messages, passed through outgoing edges, received and processed by destination vertices<sup>4</sup>. *signal* is a UDF called as *signal(src)* and optionally generates (returns) a message from vertex *src*. Data of *src* in *signal\_arrays* may be accessed inside a call to *signal(src)*. If the user supplies *active*, *signal* will only be called for active vertices. *slot* is a UDF called as *slot(msg, src, dst, data)* if vertex *src* generated a message *msg*, and an edge exists from *src* to *dst* with *data*. Return values of *slot*

<sup>4</sup>In case an algorithm needs messages to go “reversely” (through incoming edges), the user could call `ProcessEdges` on the graph with reversed edges. `VertexArrays` can be shared by the original and the reversed graphs. Thus, it is possible to implement any algorithm on graphs with DFOGraph API, though for a specific application there could be more efficient abstractions.

```
class Graph<E> {
  def GetVertexArray<T>(name : string) -> VertexArray<T>;
  def ProcessVertices<A>(
    work : (v : VertexID) -> A,
    arrays : VertexArray[],
    active : optional VertexArray<bool>
  ) -> A;
  def ProcessEdges<A, M>(
    signal : (v : VertexID) -> optional M,
    signal_arrays : VertexArray[],
    slot : (msg : M, src, dst : VertexID, data : E) -> A,
    slot_arrays : VertexArray[],
    active : optional VertexArray<bool>
  ) -> A;
}
```

(a) Definitions to DFOGraph APIs

```
dist = GetVertexArray<float>("dist");
active = GetVertexArray<bool>("active");

ProcessVertices(
  work = function(v : VertexID){
    if v == start_vertex then
      active[v] = true; dist[v] = 0;
    else
      active[v] = false; dist[v] = +∞;
  },
  arrays = [dist, active]
);

repeat
  n_update = ProcessEdges(
    signal = function(v : VertexID){
      active[v] = false;
      return dist[v];
    },
    signal_arrays = [dist, active],
    slot = function(msg : float, src, dst : VertexID, data : float){
      if msg + data < dist[dst] then
        active[v] = true; dist[v] = msg + data;
        return 1;
      else
        return 0;
    },
    slot_arrays = [dist, active],
    active = active
  );
until n_update == 0;
```

(b) SSSP algorithm based on DFOGraph APIs

Figure 2. DFOGraph APIs

calls are summed and returned by `ProcessEdges`. Data of *dst* in *slot\_arrays* may be accessed inside the *slot(msg, src, dst)* call, while data of *src* may not. DFOGraph guarantees any *signal* call happens before any *slot* call, and *slot* calls do not have data race when accessing *dst* in *slot\_arrays*. Thus, no atomic operation is needed when accessing vertex data, which makes it easier for programming.

Figure 2b demonstrates the use of APIs to implement an SSSP (single-source shortest path) algorithm. It creates `VertexArrays`, initializes them, and repeatedly updates the shortest path until no result changes in the current iteration. As DFOGraph guarantees, users need not care about data contention for `VertexArrays`.

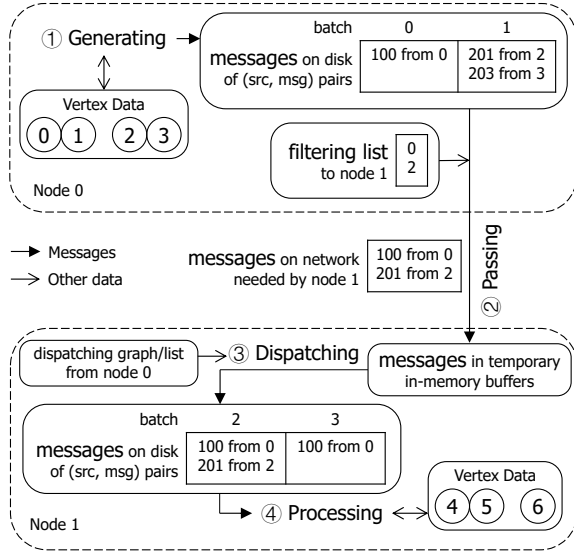


Figure 3. Data flow of ProcessEdges from node 0 to 1.

### 3.1 Phases of Communication

DFOGraph passes each message inter-node and then dispatched it intra-node to batches that need it, which corresponds to the two-level column-oriented partitioning. Our design of ProcessEdges contains four phases – generating, inter-node passing, intra-node dispatching, and processing. Figure 3 shows the message and data flow of communication from node 0 to node 1 using the example graph and configuration above. The goal of each phase is listed as follows:

1. Generating: Each batch interacts with its vertex data and saves the messages it generates in *signal* to disk.
2. Inter-node passing: Each node  $i$  sends messages to buffers of each node  $j$ 's memory. DFOGraph filters the messages and only sends needed ones. A node needs a message if its source vertex has outgoing edges to the partition.
3. Intra-node dispatching: Each node dispatches the messages to its batches with dispatching graphs or lists, resulting in a file storing needed messages for each batch.
4. Processing: Each batch does computation in *slot* and interacts with vertex data, based on its edges and messages.

Section 4 will introduce the additional data needed by each phase to optimize the communication.

### 3.2 Fault Tolerance

In DFOGraph's computation model, attributes of edges are immutable, while data on vertices can change during the Process functions if UDF writes to VertexArray. If the user enables checkpointing, DFOGraph never overwrites data blocks, and redirects all write operations to a new block for each operation. For each VertexArray, each machine keeps track of the latest data block location of each vertex batch. Thus, VertexArray structures become persistent.

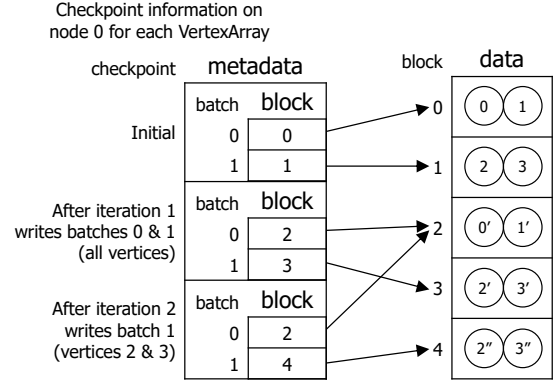


Figure 4. Example checkpoints of a VertexArray

Figure 4 shows example checkpoints of a VertexArray on node 0. GetVertexArray creates the initial checkpoint, and each Process call creates a new one. The first call writes both batches on the current machine, while the second call only modifies batch 1 and reuses the data of batch 0 from the previous checkpoint.

With the persistent structure, if DFOGraph encounters an error during computation, it can recover from the state after the last successful call. Users can configure the number of checkpoints maintained (typically 1 or 2), and DFOGraph will remove obsolete checkpoints and data blocks by reference counting when a new Process function completes. Thus, DFOGraph can resume execution after a recoverable failure on any machine, losing progress of no more than one Process call. The storage overhead includes the metadata and old versions of data, while the computation overhead only includes the metadata as checkpointing does not increase the amount of I/O.

## 4 I/O and Communication Optimizations

Push mode and column-oriented partitions enable multiple optimizations. DFOGraph uses adaptive CSR and DCSR representations to reduce I/O. It filters messages before sending them to cut back network traffic and develops adaptive strategies for dispatching to balance CPU, disk, and network usage. DFOGraph further decomposes and pipelines operations related to disk or network, so that it overlaps computation with I/O and communication, and hides the extra latency of the throughput optimizations.

### 4.1 Adaptive CSR and DCSR Representations

Because of intra-node column-oriented partitioning, edge chunks might be sparse, containing fewer edges than vertices, which calls for the need to use CSR (Compressed Sparse Row) and DCSR (Doubly-Compressed Sparse Row) for edges.

CSR stores two arrays, *idx* and (*dst*, *data*) pair. Figure 1c shows the CSR storing the chunk of 3 edges from partition 0 to batch 2 of the example graph. Given a source vertex *src*,

we can iterate over  $dst[i]$  and  $data[i]$  for  $idx[src] \leq i < idx[src + 1]$  to find the destination and data of each edge from  $src$ . For each chunk, the length of  $idx$  equals the number of nodes in  $src$ 's partition  $|V_{src}|$ , and  $(dst, data)$  needs  $|E|$  space to store each edge of this chunk.

Different from CSR, DCSR stores  $(src, idx)$  pair rather than  $idx$  alone, shown in Figure 1d. Only vertices with outgoing edge correspond to elements in  $(src, idx)$ , which is at most  $|E|$ . DCSR is especially helpful when the chunk is sparse ( $|V_{src}| \gg |E|$ ). However, it does not support  $O(1)$  seeking, and needs extra effort to find the required element  $(src, idx)$ , bringing more overhead when we only access a few  $src$ -s.

DFOGraph always builds DCSR for every edge chunk, and builds CSR for edge chunks where  $|V_{src}|/|E| \leq 32$ , which is a configurable parameter named "CSR inflate ratio." However, even if CSR is available for a chunk, DFOGraph may read DCSR instead during computation.

Accesses to edges happen in the message processing phase. If both CSR and DCSR are available for this chunk, DFOGraph decides which to use based on an estimation of processing cost. Edge scanning costs of CSR and DCSR are the same, while the difference is the seeking cost given source vertices. We model DCSR's cost to be two times of the length of  $(src, idx)$  array,  $2 \times |V_{src, outdeg \neq 0}|$ , and CSR's to be  $\min(\gamma \times |M|, |V_{src}|)$  where  $|M|$  denotes the number of messages,  $\gamma$  is a parameter defaulting to 1024 by experience, and  $|V_{src}|$  is the length of CSR's  $idx$  array. The estimation assumes we scan the  $(src, idx)$  array of DCSR sequentially, while CSR is either scanned or sought, and the cost of each seek equals scanning  $\gamma$  elements. With the hybrid strategy of CSR/DCSR, DFOGraph is adaptive for both dense (most sources generate messages) and sparse (only a few sources have messages) situations.

This method of choosing between CSR and DCSR also applies when using push mode for intra-node dispatching, accessing the dispatching graph, introduced next.

## 4.2 Adaptive Strategies for Message Dispatching

DFOGraph develops three strategies for dispatching and chooses the best one for each communication. "Push" and "pull" here are only for message dispatching inside each node, not to be confused with push/pull computation modes.

**Push dispatching:** A single thread scans the messages and appends messages to files of batches, which needs a "dispatching graph" to determine the destination batches of each message. Figure 1e shows the dispatching graph used when node 1 receives messages from node 0. Each edge of the graph represents one relationship like "messages from vertex X should go to batch Y." Dispatching graphs are preprocessed and stored as DCSR, and optionally as CSR if acceptable by CSR inflate ratio, similar to the storage of edge chunks. Only after the whole scan finishes can any vertex batch enter the processing phase. Thus, the computation cost of push dispatching is low, but the latency is high.

**Pull dispatching:** Each batch scans the messages and appends needed ones to its file. Calculated during preprocessing, DFOGraph uses a list of  $src$  vertices needed from each partition to each batch, to perform the pull dispatching. Unlike pushing, once a batch finishes pulling, the message processing phase of the batch can start. The computation cost of pull dispatching is high, but the latency is low for the first batches. DFOGraph uses pull dispatching if the CPU is idle waiting for messages to reduce the latency, probably when a node is dispatching messages from itself, since messages from other nodes have not arrived yet, and the next phase is idle waiting for the first messages to process.

**No dispatching:** Let batches directly read from the messages without dispatching, used when the cost of push/pull dispatching is much higher than the messages themselves.

With hybrid strategies for message dispatching, DFOGraph can adaptively reduce the processing latency when the CPU load is low and when the number of messages is small.

## 4.3 Message Filtering in Inter-Node Passing

When passing messages from node  $i$  to  $j$ , "Filtering" means eliminating the messages that node  $j$  does not need, i.e., messages whose  $src$  does not have outgoing edges to partition  $j$ . In the example above, vertex 3 generates a message but has no edge to partition 1. Thus it will not appear in the messages from node 0 to node 1.

Calculated in preprocessing, DFOGraph uses a list of vertices needed from node  $i$  to  $j$ , stored on node  $i$ , to perform the filtering. The process resembles merging two sorted arrays, and its cost from node  $i$  to  $j$  equals the number of messages  $|M_i|$  plus the length of the list  $|L_{ij}|$ . If  $|L_{ij}|/|M_i| \geq 2$ , a configurable threshold, the messages are sent without filtering, to avoid high overhead. As the cost is still proportional to the messages, efficient pipelining is adopted to avoid the doubled latency, introduced next.

## 4.4 Careful and Efficient Pipelining

DFOGraph carefully decomposes operations related to disk and network, which hides the latency of seeming-expensive steps such as message filtering. Thus, DFOGraph can efficiently overlap computation, I/O, and communication.

**Communication phases:** The phases of ProcessEdges are pipelined rather than serialized. After a batch of messages completes one phase, it enters the next phase as long as CPU, network, and disk resources are available.

**Vertex-parallel jobs:** In ProcessVertices, batches do not interfere with each other. Thus, they can be processed in parallel. For each batch, DFOGraph loads *active* from disk, finishes if no vertex in the batch is *active*, loads *arrays*, calls *work* with vertices of the batch, and finally writes back dirty data. DFOGraph overlaps I/O and computation by pipelining the operations. There is overhead to load *arrays* after scanning *active* if the *arrays* are finally needed. Pipelining

Phase	Disk	Network
Generate	Read & Write $\leq  V_i $	–
Pass	Read $\leq (P-1) \times  V_i  +  E_i^o $	Send $\leq  E_i^o $ ( $\leq  V_i $ to each node)
Dispatch	Read & Write $\leq  E_i^i $	Receive $\leq  E_i^i $ ( $\leq  V_j $ from node $j$ )
Process	Read $\leq P \times  V_i  +  E_i^i $ Write $\leq P \times  V_i $	–

**Table 2.** I/O and Communication amount in each phase of ProcessEdges API on node  $i$ .

Graph	$ V $ / Million	$ E $ / Billion	Size / GB
<i>twitter-2010</i>	41.7	1.47	10.9
<i>uk-2014</i>	787.8	47.61	354.7
<i>RMAT-32</i>	4 295.0	68.72	1 024.0
<i>KRON-38</i>	274 877.9	1 099.51	16 384.0

**Table 3.** Graph datasets for experiments – size calculated as (source, destination) pair in binary formats of each edge.

can mostly hide the overhead, reducing the extra latency to scanning a single batch of *active* in memory, which is acceptable. Other vertex-parallel situations, such as message generating and processing phases, are similarly pipelined.

**Inter-node message passing:** When node  $i$  passes messages to node  $j$ , we pipeline these operations on node  $i$ : loading messages from disk, filtering them, and sending them to node  $j$ . Also, DFOGraph adopts round-robin scheduling: node  $i$  sends messages to nodes  $i+1, \dots, P-1, 0, \dots, i-1$  in order. Sending to different nodes can be parallel because no data race exists, which happens if extra network bandwidth is available (e.g., the number of generated messages is small) to reduce the latency.

#### 4.5 Discussions Based on Optimizations

Now we discuss the features and assumptions of DFOGraph.

**Inter-node partitioning strategy:** We choose the inter-node partitioning method to be  $(\alpha \times |V_i| + |E_i^i| + |E_i^o|)$  according to an estimation of work on each node, shown in Table 2. “ $\leq$ ” indicates a worst-case estimation. Not every vertex produces a message, which relaxes terms like  $\leq |V|$ . Also, edges from the same source to the same partition reduce the number of messages to send. Thus, terms like  $\leq |E|$  are loose in passing and dispatching phases. We compute the amount assuming we use DCSR representation and push dispatching, and filtering is enabled. If DFOGraph uses another strategy, the amount may increase, but DFOGraph only does so when the end-to-end time is estimated to be shorter. Total work

on each node is approximately  $(2P-1) \times |V_i| + |E_i^i| + |E_i^o|$ , which corresponds to the partitioning method.

**Bandwidth assumption:** Any message sent inter-node is useful and corresponds to at least one edge access on the destination node. A node can simultaneously send/receive messages from/to only one peer node at a time (communication with more peers only happens given extra bandwidth). Thus, DFOGraph only assumes the network bandwidth is comparable to or even slightly less than the disk bandwidth per node. On a slower network, DFOGraph could operate, but the performance will mainly depend on the network.

**Data contention:** All the messages and edges are streamed rather than entirely read in once because DFOGraph does not assume any of them (even edges from a single vertex) can fit in memory. As the result of the message sending order, any vertex batch of node  $i$  processes messages received from nodes  $i-1, \dots, 0, P-1, \dots, i+1$  in order. Each batch processes incoming messages with a single thread, and calculation on messages from one source node happens before that from the next source. Thus, users need not handle data contention or use atomic operation within the *slot* function.

## 5 Experiments

We implemented DFOGraph in ~3,000 lines of C++ code, with MPI and pthread parallel libraries. The code is compiled by GNU C++ Compiler 9.3.0 with Open MPI 4.0.3 on x86-64 Linux. Vertex batch size is an essential parameter for the performance. We did not tune it for each experiment but directly chose one according to discussions in Section 2.2.

We conducted the experiments on AWS EC2 i3en.3xlarge instances, each equipped with 12 threads of Intel Xeon Platinum 8175M (2 threads per core, base frequency 2.50 GHz), 93.2 GB RAM, 25 Gbps network (measured by *iperf* [4]), NVMe SSD (2 GB/s sequential read bandwidth by *fiio* [1]).

We did not artificially limit the memory usage by default. For systems that need a parameter of memory budget (Chaos and GridGraph, as well as HybridGraph for Java heap size), we supplied 88 GB to avoid out-of-memory errors.

### 5.1 Graph Algorithms and datasets

We performed four algorithms in the experiments: PageRank (PR) [35], Breadth-First Search (BFS), Weak Connecting Component (WCC), and Single-Source Shortest Path (SSSP). In PR, each iteration scans the whole graph, and we perform five iterations in each run. In contrast, during BFS, the number of iterations equals the longest distance from the starting vertex, and each edge is only scanned once within a run. Patterns of WCC and SSSP are between PR and BFS, where each iteration may not scan the whole graph, and an edge is likely to be accessed multiple times in each run.

We used four graph datasets, shown in Table 3. *twitter-2010* social graph [23] and *uk-2014* web graph [8] (downloaded from [9, 10]) are from the real world, while the others are

Workload	DFOGraph	GridGraph	FlashGraph
<i>twitter-2010</i>	Prep	31.99	62.75
	PR	46.77	34.18
	BFS	8.60	9.94
	WCC	42.48	10.38
	SSSP	48.11	29.46
<i>uk-2014</i>	Prep	1508	3178
	PR	804	1569
	BFS	870	>43200
	WCC	3590	>43200
	SSSP	3906	>43200
Relative time		>2.52×	1.06×

**Table 4.** Performance comparison among DFOGraph, GridGraph, and FlashGraph. Time reported in seconds. “Prep” reports preprocessing time. “Relative time” reports the geometric mean of the relative time of four algorithms compared with DFOGraph, except for “D” values. M – Out of memory; \* – Using the graph preprocessed elsewhere as input; D – No progress for >1 hour, probably in deadlock.

synthetic with R-MAT [14] and Kronecker [26] (large real-world graphs mentioned [7, 27] are currently not published). *uk-2014* has a large diameter and needs ~2500 iterations for algorithms except for PR. Some systems failed to finish them in time due to high overhead, given a small active set.

## 5.2 Experiments on Single Machine

We ran the four algorithms on the two smaller graphs using DFOGraph, GridGraph [52], and FlashGraph [50] on a single machine (instance) and recorded time for preprocessing<sup>5</sup> and for each algorithm, shown in Table 4. DFOGraph needs input edges in order, but the other two do not. FlashGraph needs text data, but the other two use binary data. Thus, the preprocessing time is not directly comparable. We experienced issues of FlashGraph<sup>6</sup>, as marked in the table.

GridGraph, with a significant overhead during iterations of a small active set, cannot finish algorithms except PR on *uk-2014*. DFOGraph achieves 1.95× and 1.54× speed on *uk-2014* PR compared to GridGraph and FlashGraph, respectively, showing the effect of intra-node partitioning for reducing data contention and overlapping computation and I/O. The performance of DFOGraph in *uk-2014* BFS compared to FlashGraph is 0.64×, because DFOGraph currently suffers from the cost of scanning the whole *active* bitmap.

<sup>5</sup>Sorting is not included in preprocessing.

<sup>6</sup>We successfully preprocessed and ran algorithms on a small graph *wiki-Vote*, but encountered two main issues in the experiments: a) FlashGraph failed to preprocess *uk-2014* with 93 GB RAM, crashed with “cannot allocate memory” messages after sorting the edges. b) FlashGraph reproducibly hangs at the first iteration for some workload, showing no progress for hours, thus having no data to report. We believe it is probably in a deadlock.

Workload	DFO-Graph	Chaos	Hybrid-Graph	Gemini
<i>twitter-2010</i>	Prep	12.43	61.3	498
	PR	10.56	45.9	116
	BFS	6.95	37.5	75
	WCC	20.16	165.2	184
	SSSP	20.39	244.5	268
<i>uk-2014</i>	Prep	254	564	1762
	PR	42	1664	1452
	BFS	861	>43200	>2593 <sub>R53</sub>
	WCC	950	>43200	>8180 <sub>R124</sub>
	SSSP	966	>43200	14208
<i>RMAT-32</i>	Prep	1105	3746	R*
	PR	921	4404	–
	BFS	654	5340	–
	WCC	3611	24553 <sub>C</sub>	–
	SSSP	4859	>43200 <sub>C</sub>	–
<i>KRON-38</i>	Prep	23428		R*
	PR1		Prep+PR1	M
	(1 iter. of PR)	26499	>86400	–
Relative time		>12.94×	>10.82×	0.21×

**Table 5.** Performance comparison among DFOGraph, Chaos, HybridGraph, and Gemini on eight nodes. “Prep” reports preprocessing or loading time. “Relative time” reports the geometric mean of the relative time of four algorithms compared with DFOGraph. M – Out of memory; Ri – Crashed after at *i*-th iteration (~2500 iterations in total); R\* – Crashed since HybridGraph assumes  $|V| < 2^{31}$ ; C – Crashed, resumed from checkpoint, reporting total time;

On the other hand, FlashGraph may store active vertices in a queue-like structure to reduce massive scans on vertices.

DFOGraph does not have an outstanding performance on *twitter-2010*, which fits in memory. It suffers from the cost of dispatching messages and managing vertex batches, which cannot be effectively overlapped by I/O when operating in memory. The overhead of the whole bitmap scan makes DFOGraph perform worse on WCC and SSSP in memory.

Despite the overhead, DFOGraph achieves >2.52× and 1.06× overall speed over GridGraph and FlashGraph, even considering in-memory situations. DFOGraph on a single node provides performance comparable to systems dedicated to a single machine, especially for out-of-core scenarios.

## 5.3 Experiments in Distributed Scenario

We ran the four algorithms on the three smaller graphs using four systems<sup>7</sup>, including DFOGraph, Chaos [36], HybridGraph [42], and Gemini [51] on eight machines (instances),

<sup>7</sup>We did not compare with TurboGraph++ because we requested for source code or binary executable but did not get them from the authors.



and recorded time for preprocessing or loading and for each algorithm<sup>8</sup>, shown in Table 5. For the trillion-edge graph *KRON-38*, we only attempted one iteration of PR. DFOGraph and HybridGraph need sorted input while others do not. HybridGraph is supplied with text files in Hadoop File System (HDFS) [12] while the others use binary input. Thus, the preprocessing/loading time is not directly comparable.

In-memory system Gemini can only process the two smaller graphs. The current code of HybridGraph assumes  $|V| < 2^{31}$  and cannot process larger ones. It may also crash at different iterations on some workload, and we report the longest run among three attempts. Regarding crashed runs, the speed is calculated with elapsed time before it crashes, which is only unfair to DFOGraph. Chaos also crashed in some runs and resumed from checkpoints, reporting the total time.

DFOGraph outperforms Chaos and HybridGraph in all tested cases. Our observations show network is the bottleneck of Chaos, and it did not efficiently utilize the CPU and disks. HybridGraph did not fully utilize either CPU, disk, or network, which may be a source of limited performance. The overall speed of DFOGraph compared with Chaos and HybridGraph is  $>12.94\times$  and  $>10.82\times$  on average.

It is not surprising that DFOGraph is slower than Gemini in all cases it can run on. DFOGraph suffers from managing batches and additional passes to scan the messages. Also, Gemini can switch between push and pull mode, while DFOGraph only supports push mode to reduce the I/O overhead. The overall performance of DFOGraph is 21% of Gemini.

For *KRON-38*, a fully-out-of-core case (2 TB vertex data vs. 746 GB aggregate memory), Chaos did not complete loading and one iteration of PR in 24 hours, while DFOGraph preprocessed it in 6.51 hours and finished one iteration in 7.36 hours. This graph is more complicated<sup>9</sup> than trillion-edge graphs used by experiments of Chaos and GraM papers because it contains  $4\times$  of vertices.

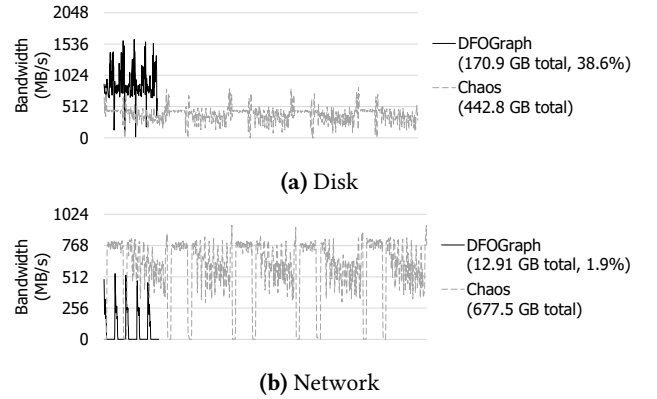
#### 5.4 Importance of Intra-Node Batching

To evaluate the effect of intra-node batching to narrow the random accessing span, especially for fully-out-of-core situations, we ran one PR iteration on *KRON-34* (17.2 billion vertices, 68.7 billion edges) with four nodes. The memory is enough or insufficient (extra memory locked in another sleeping process) to store vertex data.

We compare DFOGraph with a modified version disabling intra-node batching. There are fewer edge chunks without the batches, each storing edges from the same source partition and to the same destination partition (rather than destination batch). No message dispatching happens, and threads

Memory per node	No batching	Batching	Batching speed
24 GB	$>21600$	1395	$> 15.48\times$
93.2 GB	1232	1337	$0.92\times$

**Table 6.** Time to perform one iteration of PageRank on *KRON-34* with four nodes. Vertex data is 128 GB.



**Figure 5.** Traffic over time of DFOGraph and Chaos, running PageRank on *RMAT-32* with 8 nodes.

of each node process messages in parallel. VertexArrays are memory-mapped and need atomic operations.

Table 6 shows the results. Given insufficient memory (fully-out-of-core), DFOGraph without batching suffers from massive page swaps as randomly accessing the disk. It did not finish one iteration in 6 hours, even though the vertex data is only 1/3 larger than aggregate memory (128 GB vs. 96 GB). With batching, DFOGraph performed one iteration in 23 minutes ( $>15.48\times$ ). With enough memory, the batching method needs additional scans during dispatching, while the non-batching method needs atomic operations. Batching brings only 8% overhead even in the semi-out-of-core case and enables efficient fully-out-of-core processing.

#### 5.5 I/O and Communication Efficiency

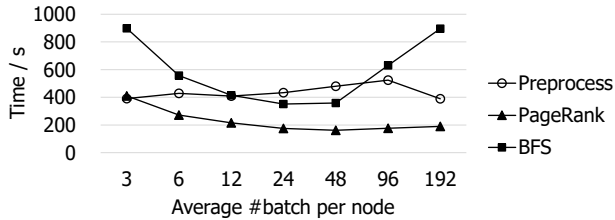
We ran five iterations of PR using DFOGraph and Chaos on *RMAT-32* with eight nodes, recording the disk and network traffic on the first node, shown in Figure 5. Chaos did not fully utilize the disk because it generated a massive number of messages and got stuck on it. DFOGraph issues only 1.9% messages compared with Chaos, and can better use the disk. Also, DFOGraph benefits from its adaptive CSR and DCSR representation, reducing the I/O to 38.6%. With a relaxed assumption on the network, it is possible to run DFOGraph efficiently on more types of hardware configurations.

<sup>8</sup>Chaos did not separately report loading and computing time for the first iteration and the results are calculated, e.g. 5 PR iterations equals 6 PR iterations (including loading) minus 1 PR iteration (including loading).

<sup>9</sup>We did not use the same graph because it would be semi-out-of-core in the current experiment settings of eight nodes.

Algo	$P = 1$	$P = 2$	$P = 4$	$P = 8$	$P = 16$
Prep	8230	3987	2480	1105	505
		2.06×	3.32×	7.45×	16.30×
PR	7700	5320	2290	921	517
BFS	5249	3051	1520	654	209
WCC	17055	15246	6789	3611	875
SSSP	28436	19400	10057	4859	1003
Overall speed		1.42×	3.01×	6.56×	21.32×

**Table 7.** Performance comparison of DFOGraph using 1, 2, 4, 8 and 16 nodes on *RMAT-32*. Time reported in seconds. “Overall speed” reports the geometric mean of relative speed of 4 algorithms compared with  $P = 1$ .



**Figure 6.** Time comparison choosing different batch size, running PageRank and BFS on *uk-2014* with 4 nodes.

## 5.6 Impact of Vertex Batch Size Operating Semi-out-of-Core

Figure 6 shows the running time of preprocessing, PageRank and BFS on *uk-2014* with 4 nodes using different batch sizes. As the CPU has  $T = 12$  threads per node, number of batches less than 12 per node suffers from poor performance. For PageRank and BFS, the optimal choice lies between  $2T$  and  $4T$ . The performance of BFS significantly decreases for much smaller batches because fewer edge chunks are accepted by CSR inflate ratio and more chunks can only be processed with DCSR which needs more efforts. This can also demonstrate the advantage of adaptive CSR and DCSR representation.

## 5.7 Scalability

We ran the four algorithms on *RMAT-32* using DFOGraph on 1, 2, 4, 8, and 16 nodes, the result shown in Table 7. The overall speedup of 8 nodes is 6.56×, and the speedup of 16 nodes is 21.32×. Also, preprocessing with 8 and 16 nodes can get 7.45× and 16.30× speedup, respectively. DFOGraph sometimes achieves super-linear speedup because the amount of physical memory also increases given more nodes, making some on-disk data more likely appear in the page cache.

## 6 Related Work

As graph processing becomes a hotspot in academia and industry research, a series of graph processing systems and optimizations have been designed and developed.

**Single-Machine Systems:** Ligra [38], Ligra+ [39], and others [34, 48] are designed in the scenario of single-machine in-memory graph processing. These systems cannot process large graph which cannot fit into memory. A machine can process larger-scale graphs by storing it in external memory. During processing, the graph is read into memory from external memory in chunks and replaced by next chunks. Many systems [6, 17, 21, 24, 28, 30, 37, 50, 52] are developed under this scenario. X-Stream [37] traverses graph by streaming edges, generating updates, and applying the updates. GridGraph [52] uses a 2-level hierarchical partitioning schema and dual sliding windows to process each data block, which updates vertices on-the-fly and skips unnecessary data blocks. These systems are limited by storage on a single node, thus lack scalability to more massive graphs.

**Distributed In-Memory Systems:** Many systems [2, 3, 15, 16, 18, 19, 29, 31, 44, 45, 51] lie in this category. Pregel [31] (and open-source versions [2, 3]) partitions vertices with hashing and process each iteration synchronously with BSP (bulk synchronous processing). GraphLab [29] process graphs with asynchronous methods. PowerGraph [18] proposes GAS (Gather-Apply-Scatter) programming model and master-mirror notion for vertices. Gemini [51] combines push and pull and provides signal-slot API. TuX<sup>2</sup> [44] connects graph models to machine learning. GraphX [19] is built on Spark [47]. These systems are costly to process extreme-scale graphs.

**Distributed Out-of-Core Systems:** Extending X-Stream [37] from a single machine to a cluster, Chaos [36] is a distributed out-of-core system that can process extremely large-scaled graphs. Like X-Stream, Chaos is edge-centric and applies GAS model to each iteration. Targeting similar out-of-core situations, DFOGraph can outperform Chaos by >12.94× in experiments, improving the efficiency and scalability of out-of-core processing, and relaxing the assumptions on networks. TurboGraph++ [22] is an extension of a single-machine out-of-core system TurboGraph [21]. It uses a balanced buffer-aware partition, nested windowed streaming model (NWSM), and GAS model to achieve scalable and fast graph analysis. Pregelix [13], GraphD [46], and HybridGraph [42] are Pregel-like distributed semi-out-of-core systems, and it is not trivial to apply their techniques to fully-out-of-core cases.

**Hilbert ordering:** COST [33] uses Hilbert ordering to optimize single-threaded graph processing, and [30] further designs Hilbert-ordered tiles, enabling multi-threaded Hilbert-ordered graph processing. It helps the storage of graphs be more compact and cache-friendly. Though DFOGraph currently uses CSR and DCSR representations, Hilbert-ordering

may be meaningful when the memory limits the vertex batch size, and random accesses likely drop out of CPU cache.

**Reducing I/O:** Memory consumption of DFOGraph mainly includes vertex data buffers and dispatching buffers, and the OS manages the remaining memory for page buffers or caches. If we move this part of memory management into the graph processing system, we may devise wiser cache policies [25, 49]. Besides, dynamically adjusting edge storage structures among iterations for out-of-core processing [41] is orthogonal and can be applied upon DFOGraph. Other recent work includes modifying the synchronous neighborhood-scan model to reduce the I/O amount [5, 40].

## 7 Conclusion

In this paper, we present DFOGraph, a distributed fully-out-of-core graph processing system. DFOGraph applies vertex-centric push computation and a two-level column-oriented graph partition strategy to prevent message combining and optimize memory usage and narrow the span of random access to enable fully-out-of-core push processing. DFOGraph adopts a hybrid graph representation of CSR and DCSR, reducing the data size and enabling fine-grained vertex-centric edge access. DFOGraph implements adaptive message processing strategies and pipelined computation and disk/network operations to balance CPU, network, and storage. DFOGraph provides easy-to-use APIs of push computing model by signal and slot functions, and users even need not care about data contention.

The core idea is combining push computation and two-level column-oriented partition. Pushing creates more opportunities for optimizing I/O and communication. Without the intra-node partitioning, fully-out-of-core processing is impractical because of excessive random accesses on disk.

With all these techniques applied, DFOGraph optimizes the I/O and the communication efficiency, and avoids unnecessary disk and network operations and achieves scalability and capacity. Our experiments show DFOGraph significantly outperforms other distributed out-of-core systems like Chaos and HybridGraph, and comparable to single-machine out-of-core systems GridGraph and FlashGraph.

## References

- [1] [n.d.]. Fio - Flexible I/O Tester. <https://github.com/axboe/fio> ([n.d.]).
- [2] [n.d.]. Giraph. <http://giraph.apache.org> ([n.d.]).
- [3] [n.d.]. Hama. <https://hama.apache.org> ([n.d.]).
- [4] [n.d.]. iPerf - The ultimate speed test tool for TCP, UDP and SCTP. <https://iperf.fr> ([n.d.]).
- [5] Zhiyuan Ai, Mingxing Zhang, Yongwei Wu, Xuehai Qian, Kang Chen, and Weimin Zheng. 2017. Squeezing out all the value of loaded data: An out-of-core graph processing system with reduced disk I/O. In *2017 USENIX Annual Technical Conference (USENIX ATC 17)*. 125–137.
- [6] Zhiyuan Ai, Mingxing Zhang, Yongwei Wu, Xuehai Qian, Kang Chen, and Weimin Zheng. 2018. CLIP: A Disk I/O Focused Parallel Out-of-Core Graph Processing System. *IEEE Transactions on Parallel and Distributed Systems* 30, 1 (2018), 45–62.
- [7] Lars Backstrom, Paolo Boldi, Marco Rosa, Johan Ugander, and Sebastiano Vigna. 2012. Four degrees of separation. In *Proceedings of the 4th Annual ACM Web Science Conference*. 33–42.
- [8] Paolo Boldi, Andrea Marino, Massimo Santini, and Sebastiano Vigna. 2014. BUBiNG: Massive Crawling for the Masses. In *Proceedings of the Companion Publication of the 23rd International Conference on World Wide Web*. International World Wide Web Conferences Steering Committee, 227–228.
- [9] Paolo Boldi, Marco Rosa, Massimo Santini, and Sebastiano Vigna. 2011. Layered Label Propagation: A MultiResolution Coordinate-Free Ordering for Compressing Social Networks. In *Proceedings of the 20th international conference on World Wide Web*, Sadagopan Srinivasan, Krithi Ramamritham, Arun Kumar, M. P. Ravindra, Elisa Bertino, and Ravi Kumar (Eds.). ACM Press, 587–596.
- [10] Paolo Boldi and Sebastiano Vigna. 2004. The WebGraph Framework I: Compression Techniques. In *Proc. of the Thirteenth International World Wide Web Conference (WWW 2004)*. ACM Press, Manhattan, USA, 595–601.
- [11] Peter Boncz. 2013. LDBC: benchmarks for graph and RDF data management. In *Proceedings of the 17th International Database Engineering & Applications Symposium*. 1–2.
- [12] Dhruba Borthakur. 2007. The hadoop distributed file system: Architecture and design. *Hadoop Project Website* 11, 2007 (2007), 21.
- [13] Yingyi Bu, Vinayak Borkar, Jianfeng Jia, Michael J Carey, and Tyson Condie. 2014. Pregelx: Big (ger) graph analytics on a dataflow engine. *arXiv preprint arXiv:1407.0455* (2014).
- [14] Deepayan Chakrabarti, Yiping Zhan, and Christos Faloutsos. 2004. R-MAT: A recursive model for graph mining. In *Proceedings of the 2004 SIAM International Conference on Data Mining*. SIAM, 442–446.
- [15] Rong Chen, Xin Ding, Peng Wang, Haibo Chen, Binyu Zang, and Haibing Guan. 2014. Computation and communication efficient graph processing with distributed immutable view. In *Proceedings of the 23rd international symposium on High-performance parallel and distributed computing*. ACM, 215–226.
- [16] Rong Chen, Jiaxin Shi, Yanzhe Chen, Binyu Zang, Haibing Guan, and Haibo Chen. 2019. PowerLyra: Differentiated graph computation and partitioning on skewed graphs. *ACM Transactions on Parallel Computing (TOPC)* 5, 3 (2019), 13.
- [17] Yuze Chi, Guohao Dai, Yu Wang, Guangyu Sun, Guoliang Li, and Huazhong Yang. 2016. NXgraph: An efficient graph processing system on a single machine. In *2016 IEEE 32nd International Conference on Data Engineering (ICDE)*. IEEE, 409–420.
- [18] Joseph E Gonzalez, Yucheng Low, Haijie Gu, Danny Bickson, and Carlos Guestrin. 2012. PowerGraph: Distributed graph-parallel computation on natural graphs. In *Presented as part of the 10th USENIX Symposium on Operating Systems Design and Implementation (OSDI 12)*. 17–30.
- [19] Joseph E Gonzalez, Reynold S Xin, Ankur Dave, Daniel Crankshaw, Michael J Franklin, and Ion Stoica. 2014. GraphX: Graph processing in a distributed dataflow framework. In *11th USENIX Symposium on Operating Systems Design and Implementation (OSDI 14)*. 599–613.
- [20] Aditya Grover and Jure Leskovec. 2016. node2vec: Scalable feature learning for networks. In *Proceedings of the 22nd ACM SIGKDD international conference on Knowledge discovery and data mining*. 855–864.
- [21] Wook-Shin Han, Sangyeon Lee, Kyungyeol Park, Jeong-Hoon Lee, Min-Soo Kim, Jinha Kim, and Hwanjo Yu. 2013. TurboGraph: a fast parallel graph engine handling billion-scale graphs in a single PC. In *Proceedings of the 19th ACM SIGKDD international conference on Knowledge discovery and data mining*. ACM, 77–85.
- [22] Seongyun Ko and Wook-Shin Han. 2018. Turbograph++: A scalable and fast graph analytics system. In *Proceedings of the 2018 International Conference on Management of Data*. ACM, 395–410.
- [23] Haewoon Kwak, Changhyun Lee, Hosung Park, and Sue Moon. 2010. What is Twitter, a social network or a news media?. In *Proceedings of*

- the 19th international conference on World wide web. 591–600.
- [24] Aapo Kyrola, Guy Blelloch, and Carlos Guestrin. 2012. GraphChi: Large-Scale Graph Computation on Just a PC. In *Presented as part of the 10th USENIX Symposium on Operating Systems Design and Implementation (OSDI 12)*. 31–46.
  - [25] Eunjae Lee, Junghyun Kim, Keunhak Lim, Sam H Noh, and Jiwon Seo. 2019. Pre-select static caching and neighborhood ordering for BFS-like algorithms on disk-based graph engines. In *2019 USENIX Annual Technical Conference (USENIX ATC 19)*. 459–474.
  - [26] Jurij Leskovec, Deepayan Chakrabarti, Jon Kleinberg, and Christos Faloutsos. 2005. Realistic, mathematically tractable graph generation and evolution, using kronecker multiplication. In *European conference on principles of data mining and knowledge discovery*. Springer, 133–145.
  - [27] Heng Lin, Xiaowei Zhu, Bowen Yu, Xiongchao Tang, Wei Xue, Wenguang Chen, Lufei Zhang, Torsten Hoefer, Xiaosong Ma, Xin Liu, et al. 2018. ShenTu: processing multi-trillion edge graphs on millions of cores in seconds. In *Proceedings of the International Conference for High Performance Computing, Networking, Storage, and Analysis*. IEEE Press, 56.
  - [28] Hang Liu and H Howie Huang. 2017. Graphene: Fine-grained IO management for graph computing. In *15th USENIX Conference on File and Storage Technologies (FAST 17)*. 285–300.
  - [29] Yucheng Low, Danny Bickson, Joseph Gonzalez, Carlos Guestrin, Aapo Kyrola, and Joseph M Hellerstein. 2012. Distributed GraphLab: a framework for machine learning and data mining in the cloud. *Proceedings of the VLDB Endowment* 5, 8 (2012), 716–727.
  - [30] Steffen Maass, Changwoo Min, Sanidhya Kashyap, Woonhak Kang, Mohan Kumar, and Taesoo Kim. 2017. Mosaic: Processing a trillion-edge graph on a single machine. In *Proceedings of the Twelfth European Conference on Computer Systems*. ACM, 527–543.
  - [31] Grzegorz Malewicz, Matthew H Austern, Aart JC Bik, James C Dehnert, Ilan Horn, Naty Leiser, and Grzegorz Czajkowski. 2010. Pregel: a system for large-scale graph processing. In *Proceedings of the 2010 ACM SIGMOD International Conference on Management of data*. ACM, 135–146.
  - [32] Robert Ryan McCune, Tim Weninger, and Greg Madey. 2015. Thinking like a vertex: a survey of vertex-centric frameworks for large-scale distributed graph processing. *ACM Computing Surveys (CSUR)* 48, 2 (2015), 25.
  - [33] Frank McSherry, Michael Isard, and Derek G Murray. 2015. Scalability! But at what COST?. In *15th Workshop on Hot Topics in Operating Systems (HotOS XV)*.
  - [34] Donald Nguyen, Andrew Lenharth, and Keshav Pingali. 2013. A lightweight infrastructure for graph analytics. In *Proceedings of the Twenty-Fourth ACM Symposium on Operating Systems Principles*. ACM, 456–471.
  - [35] Lawrence Page, Sergey Brin, Rajeev Motwani, and Terry Winograd. 1999. *The pagerank citation ranking: Bringing order to the web*. Technical Report. Stanford InfoLab.
  - [36] Amitabha Roy, Laurent Bindschaedler, Jasmina Malicevic, and Willy Zwaenepoel. 2015. Chaos: Scale-out graph processing from secondary storage. In *Proceedings of the 25th Symposium on Operating Systems Principles*. ACM, 410–424.
  - [37] Amitabha Roy, Ivo Mihailovic, and Willy Zwaenepoel. 2013. X-Stream: Edge-centric graph processing using streaming partitions. In *Proceedings of the Twenty-Fourth ACM Symposium on Operating Systems Principles*. ACM, 472–488.
  - [38] Julian Shun and Guy E Blelloch. 2013. Ligra: a lightweight graph processing framework for shared memory. In *ACM Sigplan Notices*, Vol. 48. ACM, 135–146.
  - [39] Julian Shun, Laxman Dhulipala, and Guy E Blelloch. 2015. Smaller and faster: Parallel processing of compressed graphs with Ligra+. In *2015 Data Compression Conference*. IEEE, 403–412.
  - [40] Keval Vora. 2019. LUMOS: Dependency-Driven Disk-based Graph Processing. In *2019 USENIX Annual Technical Conference (USENIX ATC 19)*. 429–442.
  - [41] Keval Vora, Guoqing Xu, and Rajiv Gupta. 2016. Load the edges you need: A generic I/O optimization for disk-based graph processing. In *2016 USENIX Annual Technical Conference (USENIX ATC 16)*. 507–522.
  - [42] Zhigang Wang, Yu Gu, Yubin Bao, Ge Yu, and Jeffrey Xu Yu. 2016. Hybrid pulling/pushing for I/O-efficient distributed and iterative graph computing. In *Proceedings of the 2016 International Conference on Management of Data*. ACM, 479–494.
  - [43] Ming Wu, Fan Yang, Jilong Xue, Wencong Xiao, Youshan Miao, Lan Wei, Haoxiang Lin, Yafei Dai, and Lidong Zhou. 2015. GraM: scaling graph computation to the trillions. In *Proceedings of the Sixth ACM Symposium on Cloud Computing*. ACM, 408–421.
  - [44] Wencong Xiao, Jilong Xue, Youshan Miao, Zhen Li, Cheng Chen, Ming Wu, Wei Li, and Lidong Zhou. 2017. Tux<sup>2</sup>: Distributed Graph Computation for Machine Learning. In *14th USENIX Symposium on Networked Systems Design and Implementation (NSDI 17)*. 669–682.
  - [45] Chenning Xie, Rong Chen, Haibing Guan, Binyu Zang, and Haibo Chen. 2015. Sync or async: Time to fuse for distributed graph-parallel computation. In *ACM SIGPLAN Notices*, Vol. 50. ACM, 194–204.
  - [46] Da Yan, Yuzhen Huang, Miao Liu, Hongzhi Chen, James Cheng, Huanhuan Wu, and Chengcui Zhang. 2017. Graphd: Distributed vertex-centric graph processing beyond the memory limit. *IEEE Transactions on Parallel and Distributed Systems* 29, 1 (2017), 99–114.
  - [47] Matei Zaharia, Mosharaf Chowdhury, Michael J Franklin, Scott Shenker, and Ion Stoica. 2010. Spark: Cluster computing with working sets. *HotCloud* 10, 10–10 (2010), 95.
  - [48] Kaiyuan Zhang, Rong Chen, and Haibo Chen. 2015. NUMA-aware graph-structured analytics. *ACM SIGPLAN Notices* 50, 8 (2015), 183–193.
  - [49] Peng Zhao, Chen Ding, Lei Liu, Jiping Yu, Wentao Han, and Xiao-Bing Feng. 2019. Cacheap: Portable and Collaborative I/O Optimization for Graph Processing. *Journal of Computer Science and Technology* 34, 3 (2019), 690–706.
  - [50] Da Zheng, Disa Mhembere, Randal Burns, Joshua Vogelstein, Carey E Priebe, and Alexander S Szalay. 2015. FlashGraph: Processing billion-node graphs on an array of commodity SSDs. In *13th USENIX Conference on File and Storage Technologies (FAST 15)*. 45–58.
  - [51] Xiaowei Zhu, Wenguang Chen, Weimin Zheng, and Xiaosong Ma. 2016. Gemini: A computation-centric distributed graph processing system. In *12th USENIX Symposium on Operating Systems Design and Implementation (OSDI 16)*. 301–316.
  - [52] Xiaowei Zhu, Wentao Han, and Wenguang Chen. 2015. GridGraph: Large-scale graph processing on a single machine using 2-level hierarchical partitioning. In *2015 USENIX Annual Technical Conference (USENIX ATC 15)*. 375–386.