

Intelligent Reflecting Surfaces for Compute-and-Forward

Mahdi Jafari Siavoshani and Seyed Pooya Shariatpanahi

Abstract—In this paper, we show that using Intelligent Reflecting Surfaces (IRS) can enhance the computing capability of a wireless network scenario. We consider a Multiple Access Channel (MAC) where a number of users aim to send data to a Base Station (BS). The BS is interested in decoding a linear combination of the data from different users in the corresponding finite field. By focusing on the Compute-and-Forward framework, we show that through carefully choosing the IRS parameters, such a scenario's computation rate will be significantly improved. More specifically, we formulate an optimization problem to maximize the computation rate and tackle the problem via an alternating optimization (AO) approach. Our results confirm the usefulness of IRS technology for future wireless networks –such as 6G– with massive computation requirements.

Index Terms—Intelligent Reflective Surfaces, Compute and Forward, Alternating Optimization.

I. INTRODUCTION

A key technology currently being investigated for 6G is using Intelligent Reflecting Surfaces (IRS) which can assist communication schemes to arrive at higher performances [1]. Simply put, by installing large reflecting surfaces – with adjustable phase shifts on incident waves – in the wave propagation environment, one can shape the channel's behaviour. Considering the fact that the performance of many communication schemes (especially those related to multiple-input multiple-output MIMO systems) depends heavily on the wireless channel characteristics, this phase shift design flexibility at such surfaces implies great potential performance improvements opportunities [2].

Accordingly, many wireless communication scenarios have been revisited in terms of such opportunity provided by this new technology, i.e., shaping the channel in favor of the communication scheme. Just to name a few, IRS has been used to assist with improving security at the physical layer such as in [3], [4], [5], and [6]. Also, the authors in [7], [8], and [9] have considered IRS assisted Non-Orthogonal-Multiple-Access (NOMA) scenarios. The papers [10] and [11] investigate the role of IRS in designing well-performing beamformers. Moreover, [12] and [13] propose using IRS for wireless localization.

In this paper we investigate another interesting wireless scenario in which IRS can play a critical role, namely, *physical layer computation*. The main idea in physical layer

computation is harnessing interference in the scenarios where only a linear combination, not separate messages, of transmitted data by several users is desired at a single receiver. A well-known approach to implement such an idea is using the compute-and-forward framework [15]. Consider a MAC scenario where different users, with different data, wish to communicate their data to a single receiver. However, the receiver is only interested in decoding a linear combination of the messages with given coefficients over a finite field. The proposed scheme in [15], based on nested lattice codes, provides a framework to do this, and furthermore determines the maximum transmission rate of the users so that such computation is feasible, namely, the *computation rate*. After publication of [15] many research works have benefited from this framework in different communication theory problems (e.g., see [16], [17] and [18]).

However, the main limitation of compute-and-forward is the high sensitivity of the computation rate to the wireless channel conditions. More specifically, this framework only allows computing linear combinations with coefficients close to the channel coefficients. Thus, when the receiver is interested in a linear combination which does not match channel coefficients, we face poor performance. This observation is our main motivation for proposing the use of IRS in such a scenario, to alleviate this critical limitation.

Therefore, in this paper we consider the same setup as in [15], equipped with IRS elements installed in the environment (see Fig. 1). Thus, the main problem we address in this paper is how one can tune the phases of IRS elements in order to shape the channel to perform our desired computation. First, this problem is formulated in terms of a non-convex optimization problem, and then by breaking the optimization problem into two simpler sub-problems, we propose an alternating optimization (AO) approach, with good numerical properties, to fine tune the IRS phases. We compare our proposed solution to the random phases adjustments and show the performance improvements achieved.

The most related paper to our work is [14], which proposes IRS-aided over-the-air computation as well. The main difference of our work with [14] is that their computation is in the signal domain, while here we perform the computation in the data domain. In other words, the channel domain and the computation domain in [14] are both analogue, while here we compute a linear combination of data in a finite field over an underlying analogue channel, which makes our problem more challenging. Thus, their framework and the Minimum Square Error (MSE) approach is not applicable in our setup, and we face a completely different optimization problem. We

The authors' names appear in alphabetical order.

M. Jafari Siavoshani is with the Department of Computer Science and Engineering, Sharif University of Technology, Tehran, Iran (mjafari@sharif.edu).

S. P. Shariatpanahi is with the Electrical and Computer Engineering School, College of Engineering, University of Tehran, Tehran, Iran (p.shariatpanahi@ut.ac.ir).

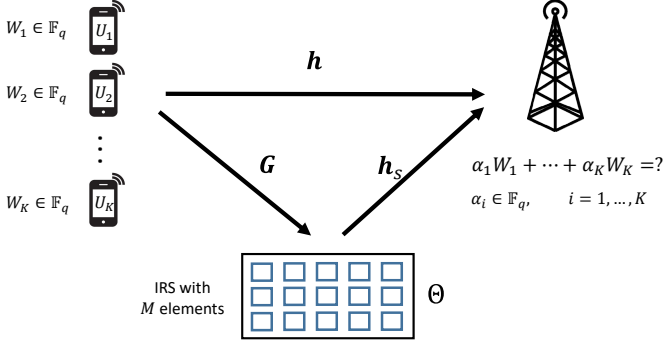


Fig. 1. The proposed system model that combines IRS and the compute and forward frameworks.

believe that our framework is more applicable to real-world computation scenarios where almost all calculations should be performed over finite fields in the data domain.

The rest of the paper is organized as follows. In Section II, we explain the problem setup considered in this paper. Section III introduces the optimization problem considered and the proposed solution. In Section IV, we provide numerical results to show the performance improvement of the proposal. Finally, Section V concludes the paper.

II. PROBLEM SETUP

We consider an uplink transmission from K single-antenna users U_1, \dots, U_K to a Base Station (BS). The user i has the file $W_i \in \mathbb{F}_q$ where \mathbb{F}_q is a finite field of size q which we assume to be a prime number. The BS is interested in decoding a linear combination of users' files, i.e., $\alpha_1 W_1 + \alpha_2 W_2 + \dots + \alpha_K W_K$, where $\alpha_i \in \mathbb{F}_q$ for $i = 1, \dots, K$ and all operations are in \mathbb{F}_q . We assume that an IRS consisting of M elements is installed in the environment which helps this computation. By assuming a block fading model, and focusing on a single block, the received signal at the BS will be

$$y = (\mathbf{h} + \mathbf{G}\Theta\mathbf{h}_s)^H \mathbf{x} + z, \quad (1)$$

where $\mathbf{x} \in \mathbb{C}^{K \times 1}$, in which the i th element of \mathbf{x} denoted by $x_i \in \mathbb{C}$ is the signal transmitted by user i with the power constraint $\mathbb{E}(x_i^2) \leq \text{SNR}$ and $(\cdot)^H$ denotes the Hermitian operator. Also, $\mathbf{h} = [h_1, \dots, h_K]^T$ represents the direct links of users to the BS collected in the vector \mathbf{h} , i.e., h_i is the link from user U_i to BS for $i = 1, \dots, K$, which are assumed to undergo the Rayleigh fading. IRS-related channels include $\mathbf{G} \in \mathbb{C}^{K \times M}$, which represents the channel matrix from the users to the IRS with M elements, and $\mathbf{h}_s \in \mathbb{C}^{M \times 1}$ which shows the channel vector from the IRS to the BS. All elements of the IRS-related channels are also assumed to undergo Rayleigh fading. Finally, $\Theta = \text{diag}(e^{j\theta_1}, \dots, e^{j\theta_M})$ in which m -th IRS element applies a phase shift of $\theta_m \in [0, 2\pi]$, and $z \sim \mathcal{CN}(0, 1)$ is the additive Gaussian noise at the BS. The proposed system model is summarized in Fig. 1.

The pioneering work of [15] has developed a framework in which the above computation is achievable at the so-called *computation rate*. The main essence of their framework is using nested lattice codes at the users. By using the same

framework, in our problem the corresponding computation rate will be [15]

$$R_{\text{comp}}(\mathbf{a}, \mathbf{h}_{\text{eff}}(\Theta)) = \log^+ \left(\frac{\text{SNR}}{\mathbf{a}^H (\text{SNR}^{-1} \mathbf{I} + \mathbf{h}_{\text{eff}} \mathbf{h}_{\text{eff}}^H)^{-1} \mathbf{a}} \right), \quad (2)$$

where the complex integers $\mathbf{a} \in \{\mathbb{Z} + j\mathbb{Z}\}^K$ are determined by the linear combination coefficients $\alpha_1, \dots, \alpha_K$, and we have defined the effective channel vector as follows

$$\mathbf{h}_{\text{eff}}(\Theta) = \mathbf{h} + \mathbf{G}\Theta\mathbf{h}_s. \quad (3)$$

Thus, in this paper we tackle the problem of finding the optimal phase shifts at the IRS which will maximize the computation rate given in (2).

It should be noted that we have assumed full Channel State Information (CSI) of all the channels (including IRS-related channels). Such information is difficult to acquire in an IRS-aided setup in practice. However, there are intelligent solutions to this practical issue (e.g., see [19], [20], and [21]) and the research on this aspect is still in progress. Thus, we make such a perfect CSI assumption here, similar to many other papers such as [2], [3], and [8].

III. SOLVING THE OPTIMIZATION PROBLEM

As discussed in the previous section, the main challenge is to find the maximum computation rate by solving the following optimization problem

$$\Theta^* = \arg \max_{\Theta} R_{\text{comp}}(\mathbf{a}_m, \mathbf{h}_{\text{eff}}(\Theta)), \quad (4)$$

where $\mathbf{a}_m \in \{\mathbb{Z} + j\mathbb{Z}\}^K$, $\mathbf{h}_{\text{eff}}(\Theta) = \mathbf{h} + \mathbf{G}\Theta\mathbf{h}_s$ and

$$\begin{aligned} R(\mathbf{a}, \mathbf{h}_{\text{eff}}(\Theta)) &= \log^+ \left(\frac{\text{SNR}}{\mathbf{a}^H (\text{SNR}^{-1} \mathbf{I} + \mathbf{h}_{\text{eff}} \mathbf{h}_{\text{eff}}^H)^{-1} \mathbf{a}} \right) \\ &= \log^+ \left(\frac{1}{\mathbf{a}^H \left(\mathbf{I} - \frac{\text{SNR}}{\text{SNR} \|\mathbf{h}_{\text{eff}}\|^2 + 1} \mathbf{h}_{\text{eff}} \mathbf{h}_{\text{eff}}^H \right) \mathbf{a}} \right). \end{aligned}$$

Instead of directly finding the optimum values of IRS parameters based on the optimization problem in (4), we follow an alternating optimization approach which results in a better numerical performance. The computation rate defined in (2) can equivalently be written as (see [15])

$$R(\mathbf{a}, \mathbf{h}_{\text{eff}}(\Theta)) = \log^+ \left(\frac{\text{SNR}}{|\alpha^*|^2 + \text{SNR} \|\alpha^* \mathbf{h}_{\text{eff}} - \mathbf{a}\|^2} \right), \quad (5)$$

where

$$\alpha^* = \frac{\text{SNR}(\mathbf{h}_{\text{eff}}^H \mathbf{a})}{1 + \text{SNR} \|\mathbf{h}_{\text{eff}}\|^2}. \quad (6)$$

Thus, based on our alternating optimization proposal, in the first step and for a fixed value of α^* , the parameters of the IRS are tuned to maximize $R(\mathbf{a}, \mathbf{h}_{\text{eff}}(\Theta))$ in (5), which is equivalent to minimizing $\|\alpha \mathbf{h}_{\text{eff}} - \mathbf{a}\|^2$ and is computationally an easier task. By adopting the new IRS parameters (Θ) derived this way into the effective channel, we will have a change in \mathbf{h}_{eff} , and thus in the second step, the value of α^* is updated according to (6). These two steps are iterated until convergence, as explained in Algorithm 1.

Algorithm 1 The function that implements the alternating optimization algorithm for the compute-and-forward framework.

```

1: function CF_ALTOPT( $\mathbf{h}$ ,  $\mathbf{G}$ ,  $\mathbf{h}_s$ ,  $\Theta_{\text{init}}$ , SNR,  $\mathbf{a}$ ,
   max_ao_itr)
2:   Initialize  $\mathbf{h}_{\text{eff}} = \mathbf{h} + \mathbf{G}\Theta_{\text{init}}\mathbf{h}_s$ 
3:   Find the initial value of  $\alpha$  by using  $\alpha = \frac{\text{SNR}\mathbf{h}_{\text{eff}}^H\mathbf{a}}{1+\text{SNR}\|\mathbf{h}_{\text{eff}}\|^2}$ 
4:   for  $i \in [1 : \text{max\_ao\_itr}]$  do
5:     Find an update of  $\Theta$  by performing gradient de-
       scent algorithm to minimize  $\|\alpha\mathbf{h}_{\text{eff}} - \mathbf{a}\|^2$ 
6:     Update  $\mathbf{h}_{\text{eff}} = \mathbf{h} + \mathbf{G}\Theta\mathbf{h}_s$ 
7:     Update  $\alpha$  by using  $\alpha = \frac{\text{SNR}\mathbf{h}_{\text{eff}}^H\mathbf{a}}{1+\text{SNR}\|\mathbf{h}_{\text{eff}}\|^2}$ 
8:   end for
9:   return The achievable rate given by (5)
10: end function

```

Since the optimization problem (4) is non-convex, Algorithm 1 finds a local optimum for each initialization matrix Θ_{init} . Hence, in order to find a better result, we call Algorithm 1 for different initial values of Θ_{init} . Moreover, to make the comparison between various schemes meaningful, we run the numerical evaluations for various channel states, i.e., for different values of \mathbf{h} , \mathbf{h}_s , and \mathbf{G} , and take the average of the results. So Algorithm 2 presents the pseudo code that we will employ in the next section to derive our numerical evaluations.

Algorithm 2 Main loop to find the best achievable compute-and-forward rate.

Require: K , M , \mathbf{a} , SNR, num_chnl_realz, num_init_point

```

1:  $r = \text{array}(\text{num\_chnl\_realz})$   $\triangleright$  An empty array
2: for  $i \in [1 : \text{num\_chnl\_realz}]$  do
3:   Take random samples of  $\mathbf{h}$ ,  $\mathbf{h}_s$ , and  $\mathbf{G}$  (of proper size,
       determined by  $K$  and  $M$ ) from the Rayleigh distribution
4:    $r_{\text{tmp}} = \text{array}(\text{num\_init\_point})$   $\triangleright$  An empty array
5:   for  $j \in [1 : \text{num\_init\_point}]$  do
6:     Initialize  $\Theta_{\text{init}}$ :  $\theta_i$  are i.i.d. and  $\theta_i \sim \text{Uni}([0, 2\pi])$ 
7:      $r_{\text{tmp}}[j] = \text{CF\_AltOpt}(\mathbf{h}, \mathbf{G}, \mathbf{h}_s, \Theta_{\text{init}}, \text{SNR}, \mathbf{a},$ 
       max_ao_itr)
8:   end for
9:    $r[i] = \max_{\ell} (r_{\text{tmp}}[\ell])$   $\triangleright$  Find the maximum rate over
       the different initializations of  $\Theta_{\text{init}}$ 
10: end for
11: return  $\text{average}_{\ell} (r[\ell])$   $\triangleright$  Find the average rate over the
       different channel realizations

```

IV. NUMERICAL ANALYSIS

In this section, we evaluate the considered setup performance using the proposed Algorithms 1 and 2.

To this end, we first compare the result of AO, derived by Algorithm 2, with a baseline algorithm, that uses the *random search* to find an achievable rate. In the baseline random search method, first a number num_init_point of initial phases are chosen uniformly at random from $[0, 2\pi]$, and then the one resulting in the maximum rate is chosen.

The results of above comparison can be found in Fig. 2, where the achievable rates are depicted versus the number of IRS elements M . For both Algorithm 2 and the random search

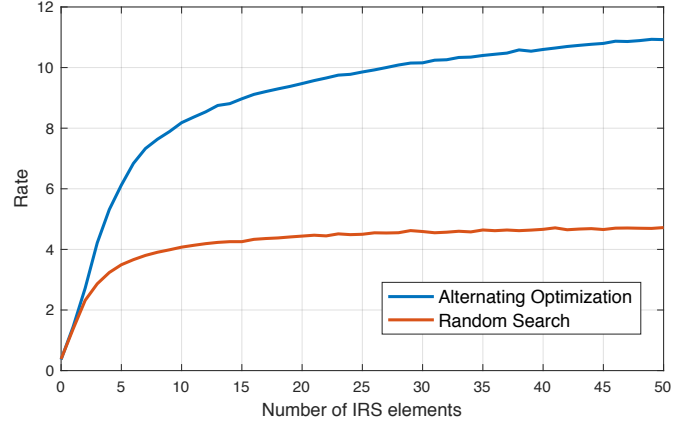


Fig. 2. The achievable rate versus the number of IRS elements, i.e., M , is presented for the AO approach, derived using Algorithm 2, compared with the random search baseline. Here, we assume $K = 2$, SNR = 5dB, and $\mathbf{a} = [1 \ 1]^T$.

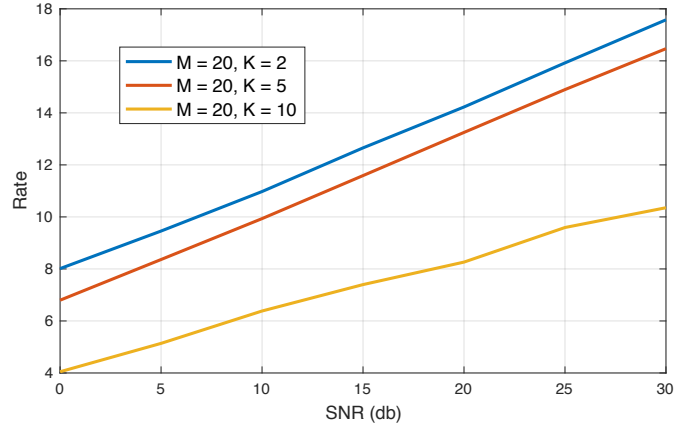


Fig. 3. The achievable rate versus SNR. Here, for the number of IRS elements, we have $M = 20$. In each case, the receiver is interested in the sum of transmitted signals, namely, $\mathbf{a} = [1 \dots 1]^T$.

baseline, and for each set of problem parameters (i.e., each point of Fig. 2), we take a number of independent channel realization num_chnl_realz (which is 350 for Algorithm 2 and 5350 for the random search algorithm), and for each realization, we choose num_init_point = 35 random initial phases. The result is then computed by taking the maximum over the initial random phases and then finding the average over the channel realizations. In these evaluations, we assume the number of transmitters is $K = 2$, SNR = 5dB, and the base station is interested in decoding the sum of transmitted symbols (over the finite field \mathbb{F}_q), namely, we choose $\mathbf{a} = [1 \ 1]^T$. As Fig. 2 shows, the proposed AO approach substantially improves the computation rate compared to the random phase selections.

In Fig. 3, the achievable rate of the proposed Algorithm 2 is presented versus SNR, for different number of users K (here, we fix the number of IRS elements to $M = 20$). As it is observed in the Fig 3, computing the linear combination of data from users becomes a more challenging task as the number of users grows, which is reflected in the lower computation rate.

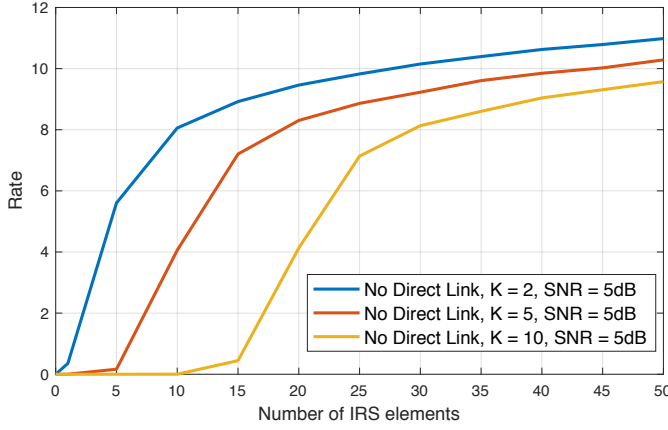


Fig. 4. The achievable rate versus the number of IRS elements M is presented for the AO approach, derived using Algorithm 2. Here, we assume no direct link between the users and the base station, $K = 2$, $\text{SNR} = 5\text{dB}$, and $\mathbf{a} = [1 \ 1]^T$.

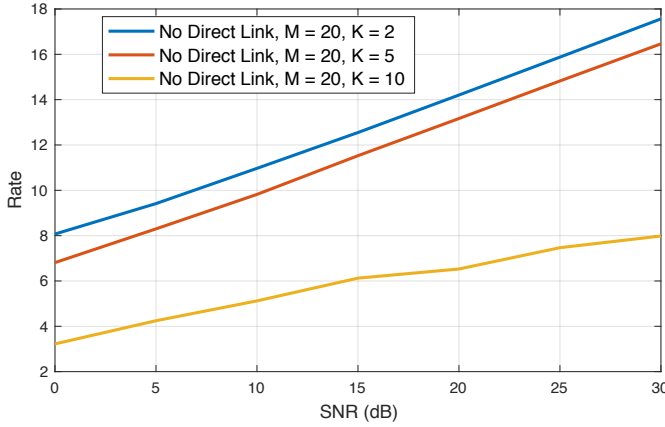


Fig. 5. The achievable rate versus SNR where no direct links are present between the users and the base station. Here, for the number of IRS elements, we have $M = 20$. In each case, the receiver is interested in the sum of transmitted signals, namely, $\mathbf{a} = [1 \cdots 1]^T$.

Finally, in Figs. 4 and 5 the same scenarios as in Figs. 2 and 3, but for the case where there is no direct link between the users and the base station, i.e., $\mathbf{h} = 0$, are considered. The general behavior of the performance versus the network parameters is the same, which suggests that the link involving IRS is the main player determining the performance.

V. CONCLUDING REMARKS

In this paper, we have proposed employing IRS elements to enhance the rate of computing a linear combination of distributed data among different mobile devices, at a base station. In order to do this, we have used the well-known framework of compute-and-forward, which has enabled us to perform the computation in the data domain, i.e., the corresponding finite field. Our proposal includes an alternating optimization approach to tune IRS elements' phases in order to maximize the computation rate, which can alternatively be interpreted as the *surface computation power*. Our results demonstrate the great potential of using intelligent surfaces

for edge computing scenarios, such as in federated learning applications for next generation communication networks.

REFERENCES

- [1] Q. Wu and R. Zhang, "Towards smart and reconfigurable environment: Intelligent reflecting surface aided wireless network," *IEEE Communications Magazine*, vol. 58, no. 1, pp. 106–112, 2019.
- [2] S. Zhang and R. Zhang, "Capacity characterization for intelligent reflecting surface aided MIMO communication," *IEEE J. Sel. Areas Commun.*, vol. 38, no. 8, pp. 1823–1838, Aug. 2020.
- [3] X. Guan, Q. Wu and R. Zhang, "Intelligent Reflecting Surface Assisted Secrecy Communication: Is Artificial Noise Helpful or Not?," in *IEEE Wireless Communications Letters*, vol. 9, no. 6, pp. 778–782, June 2020.
- [4] H. Wang, J. Bai and L. Dong, "Intelligent Reflecting Surfaces Assisted Secure Transmission Without Eavesdropper's CSI," in *IEEE Signal Processing Letters*, vol. 27, pp. 1300–1304, 2020.
- [5] Z. Chu, W. Hao, P. Xiao and J. Shi, "Intelligent Reflecting Surface Aided Multi-Antenna Secure Transmission," in *IEEE Wireless Communications Letters*, vol. 9, no. 1, pp. 108–112, Jan. 2020.
- [6] L. Lv, Q. Wu, Z. Li, N. Al-Dhahir, J. Chen, "Secure Two-Way Communications via Intelligent Reflecting Surfaces," arXiv:2008.11352 [cs.IT].
- [7] Z. Ding and H. Vincent Poor, "A Simple Design of IRS-NOMA Transmission," in *IEEE Communications Letters*, vol. 24, no. 5, pp. 1119–1123, May 2020.
- [8] F. Fang, Y. Xu, Q. -V. Pham and Z. Ding, "Energy-Efficient Design of IRS-NOMA Networks," Accepted in *IEEE Transactions on Vehicular Technology*.
- [9] M. Zeng, X. Li, G. Li, W. Hao and O. A. Dobre, "Sum Rate Maximization for IRS-assisted Uplink NOMA," Accepted in *IEEE Communications Letters*.
- [10] Q. Wu and R. Zhang, "Intelligent Reflecting Surface Enhanced Wireless Network via Joint Active and Passive Beamforming," in *IEEE Transactions on Wireless Communications*, vol. 18, no. 11, pp. 5394–5409, Nov. 2019.
- [11] M. -M. Zhao, Q. Wu, M. -J. Zhao and R. Zhang, "Intelligent Reflecting Surface Enhanced Wireless Network: Two-Timescale Beamforming Optimization," Accepted in *IEEE Transactions on Wireless Communications*.
- [12] H. Wymeersch and B. Denis, "Beyond 5G Wireless Localization with Reconfigurable Intelligent Surfaces," *2020 IEEE International Conference on Communications (ICC)*, Dublin, Ireland, 2020, pp. 1–6.
- [13] Y. Liu, E. Liu, and R. Wang, "Reconfigurable Intelligent Surface Aided Wireless Localization", arXiv:2009.07459 [cs.IT].
- [14] T. Jiang and Y. Shi, "Over-the-air computation via intelligent reflecting surfaces," 2019, [Online] Available: <https://arxiv.org/abs/1904.12475>.
- [15] B. Nazer and M. Gastpar, "Compute-and-Forward: Harnessing Interference Through Structured Codes," in *IEEE Transactions on Information Theory*, vol. 57, no. 10, pp. 6463–6486, Oct. 2011.
- [16] S. Hong and G. Caire, "Compute-and-Forward Strategies for Cooperative Distributed Antenna Systems," in *IEEE Transactions on Information Theory*, vol. 59, no. 9, pp. 5227–5243, Sept. 2013.
- [17] L. Wei and W. Chen, "Compute-and-Forward Network Coding Design over Multi-Source Multi-Relay Channels," in *IEEE Transactions on Wireless Communications*, vol. 11, no. 9, pp. 3348–3357, September 2012.
- [18] S. H. Lim, C. Feng, A. Pastore, B. Nazer and M. Gastpar, "Compute-Forward for DMCs: Simultaneous Decoding of Multiple Combinations," in *IEEE Transactions on Information Theory*, vol. 66, no. 10, pp. 6242–6255, Oct. 2020.
- [19] B. Zheng, C. You and R. Zhang, "Intelligent Reflecting Surface Assisted Multi-User OFDMA: Channel Estimation and Training Design," *IEEE Transactions on Wireless Communications*, vol. 19, no. 12, pp. 8315–8329, Dec. 2020.
- [20] C. You, B. Zheng and R. Zhang, "Channel Estimation and Passive Beamforming for Intelligent Reflecting Surface: Discrete Phase Shift and Progressive Refinement," *IEEE Journal on Selected Areas in Communications*, vol. 38, no. 11, pp. 2604–2620, Nov. 2020.
- [21] L. Jensen and E. De Carvalho, "An optimal channel estimation scheme for intelligent reflecting surfaces based on a minimum variance unbiased estimator," in *Proc. IEEE Int. Conf. Acoust., Speech, Signal Process. (ICASSP)*, Barcelona, Spain, May 2020, pp. 5000–5004.