

# SPARSE SAMPLING KACZMARZ-MOTZKIN METHOD WITH LINEAR CONVERGENCE

ZIYANG YUAN\*, HUI ZHANG<sup>†</sup>, AND HONGXIA WANG<sup>‡</sup>

**Abstract.** The randomized sparse Kaczmarz method was recently proposed to recover sparse solutions of linear systems. In this work, we introduce a greedy variant of the randomized sparse Kaczmarz method by employing the sampling Kaczmarz-Motzkin method, and prove its linear convergence in expectation with respect to the Bregman distance in the noiseless and noisy cases. This greedy variant can be viewed as a unification of the sampling Kaczmarz-Motzkin method and the randomized sparse Kaczmarz method, and hence inherits the merits of these two methods. Numerically, we report a couple of experimental results to demonstrate its superiority.

**Key words.** Sampling Kaczmarz-Motzkin, Bregmann projection, Sparse.

**AMS subject classifications.** 00A20

**1. Introduction.** The Kaczmarz method, originally appeared in [1], might be the most well-known method for finding an approximation solution to large-scale linear systems of the form

$$(1.1) \quad \mathbf{Ax} = \mathbf{b},$$

where  $\mathbf{A} \in \mathbb{R}^{m \times n}$  and  $\mathbf{b} \in \mathbb{R}^m$ . It has been utilized in a large range of applications such as computer tomography [2], digital signal processing [3], distributed computing [4] and many other engineering and physics problems. The standard Kaczmarz iterative scheme reads as

$$(1.2) \quad \mathbf{x}_{k+1} = \mathbf{x}_k - \frac{\langle \mathbf{a}_i, \mathbf{x}_k \rangle - b_i}{\|\mathbf{a}_i\|_2^2} \mathbf{a}_i,$$

where  $\mathbf{a}_i$  is the vector transposed by the  $i$ -th row of  $\mathbf{A}$ ,  $b_i$  is the  $i$ -th entry of  $\mathbf{b}$ , and the index  $i$  is chosen cyclically. Geometrically, (1.2) says that  $\mathbf{x}_{k+1}$  is obtained by projecting  $\mathbf{x}_k$  onto the hyperplane  $\{\mathbf{x} \in \mathbb{R}^n : \langle \mathbf{a}_i, \mathbf{x} \rangle = b_i\}$ . When it is initialized with  $\mathbf{x}_0 = \mathbf{0}$ , the iteration sequence  $\{\mathbf{x}_k\}$  generated by the Kaczmarz method converges linearly to the minimum 2-norm solution  $\hat{\mathbf{x}}$  of  $\mathbf{Ax} = \mathbf{b}$ . However, the rate of convergence is hard to estimate. In 2009, the authors of [5] first analyzed a randomized variant of the Kaczmarz method. Instead of choosing  $i$  cyclically, it updates  $\mathbf{x}_k$  via (1.2) at random by choosing the  $i$ -th row with probability  $\frac{\|\mathbf{a}_i\|_2^2}{\|\mathbf{A}\|_F^2}$ . Theoretically, they showed that the randomized Kaczmarz method converges linearly in the sense that

$$(1.3) \quad \mathbb{E} \left[ \|\mathbf{x}_{k+1} - \hat{\mathbf{x}}\|_2^2 \right] \leq \left( 1 - \frac{\sigma_{\min}^2(\mathbf{A})}{\|\mathbf{A}\|_F^2} \right) \cdot \mathbb{E} \left[ \|\mathbf{x}_k - \hat{\mathbf{x}}\|_2^2 \right],$$

where  $\|\mathbf{A}\|_F$  is the Frobenius norm and  $\sigma_{\min}(\mathbf{A})$  denotes the smallest singular value of  $\mathbf{A}$ . This elegant result triggers a great of researches into developing new variants and corresponding convergence analysis; seeing [6, 7, 8, 9, 10, 11]. Recently, finding

\*Mathematical Department, National University of Defense Technology (yuanziyang11@nudt.edu.cn).

<sup>†</sup>Corresponding Author, Mathematical Department, National University of Defense Technology (h.zhang1984@163.com)

<sup>‡</sup>Mathematical Department, National University of Defense Technology (wanghongxia@nudt.edu.cn).

sparse solutions of linear systems becomes a popular topic in data science and machine learning. In this paper, we focus on another variant of the Kaczmarz method namely the randomized sparse Kaczmarz method, which was developed in [12, 13, 14]. Specifically, the iterative procedure of randomized sparse Kaczmarz method can be formulated as

$$(1.4) \quad \begin{aligned} \mathbf{x}_{k+1}^* &= \mathbf{x}_k^* - \frac{\langle \mathbf{a}_i, \mathbf{x}_k \rangle - \mathbf{b}_i}{\|\mathbf{a}_i\|_2^2} \cdot \mathbf{a}_i, \\ \mathbf{x}_{k+1} &= S_\lambda(\mathbf{x}_{k+1}^*), \end{aligned}$$

where the parameter  $\lambda$  is a nonnegative parameter, and the index  $i$  is chosen by the same probability of the randomized Kaczmarz method. The soft thresholding operator  $S_\lambda(x) = \max\{|x| - \lambda, 0\} \cdot \text{sign}(x)$  is introduced here to generate sparse solutions. In the case of  $\lambda = 0$ ,  $S_\lambda(\cdot)$  reduces to the identity operator so that  $\mathbf{x}_{k+1}^* = \mathbf{x}_{k+1}$  and hence the randomized sparse Kaczmarz method generalizes randomized Kaczmarz method in [5]. In the case of  $\lambda \neq 0$ , a larger  $\lambda$  is likely to generate a sparser solution. Interestingly, it has also been shown that randomized sparse Kaczmarz method still converges linearly in a similar way to (1.3)[14].

As a natural development, we wonder whether randomized sparse Kaczmarz method still works well, or even better, if it is equipped with more advanced sampling strategies that may accelerate the convergence rate. To this end, by employing the sampling Kaczmarz-Motzkin method, which essentially combines the random and greedy ideas together, we propose a new variant, called sparse sampling Kaczmarz-Motzkin method (SSKM). The proposed variant can be viewed as a blender of randomized sparse Kaczmarz method and the sampling Kaczmarz-Motzkin method. SSKM method randomly samples  $\beta$  rows from  $\mathbf{A}$ , and then greedily picks out the most-violated one among the  $\beta$  rows (refer to the second column of Table 1). Hence, the SSKM method inherits the merits of these two methods. Theoretically, by introducing the concept of Bregman projection, we prove that the SSKM method converges linearly in expectation in the noiseless case. Especially, as listed in the third column of Table 1, it can have a faster convergence rate comparing to the previous results. Furthermore, we also show that the same linear convergence rate can be held even with noisy observed data. Finally, we demonstrate the superiority of SSKM method by groups of numerical experiments.

The paper is organized as follows. Section 2 shows some theories about Bregman projection. In section 3, we introduce SSKM method and prove its linearly convergence. Section 4 reports the numerical tests. Section 5 is the conclusion.

**2. Preliminaries.** First, we recall some concepts and properties of convex functions.

**2.1. Basic notions.** Let  $f : \mathbb{R}^n \rightarrow \mathbb{R}$  be convex. Define the subdifferential of  $f$  at  $\mathbf{x} \in \mathbb{R}^n$  by

$$\partial f(\mathbf{x}) := \{\mathbf{x}^* \in \mathbb{R}^n : f(\mathbf{y}) \geq f(\mathbf{x}) + \langle \mathbf{x}^*, \mathbf{y} - \mathbf{x} \rangle, \forall \mathbf{y} \in \mathbb{R}^n\}.$$

Each  $\mathbf{x}^*$  is called a subgradient of  $f$  at  $\mathbf{x}$ . Next, let us define the strong convexity.

**DEFINITION 2.1.** *The function  $f : \mathbb{R}^n \rightarrow \mathbb{R}$  is said to be strongly convex, if there exists  $\alpha > 0$ , so that for any  $\mathbf{x}, \mathbf{y} \in \mathbb{R}^n$  and  $\mathbf{x}^* \in \partial f(\mathbf{x})$ , we have*

$$f(\mathbf{y}) \geq f(\mathbf{x}) + \langle \mathbf{x}^*, \mathbf{y} - \mathbf{x} \rangle + \frac{\alpha}{2} \|\mathbf{x} - \mathbf{y}\|_2^2.$$

Table 1: Convergence rate comparison between different methods. The rows of  $\mathbf{A}$  are normalized,  $\|\mathbf{e}_k\|_2^2 = \|\mathbf{A}\mathbf{x}^k - \mathbf{b}\|_2^2$ ,  $|\hat{\mathbf{x}}|_{\min}$  means the smallest nonzero absolute element,  $\tilde{\sigma}_{\min}(\mathbf{A})$  is the non-zero smallest singular value, and  $\beta_k/\gamma_k \geq 1$ .

	Selection Rule	Convergence Rate
RK[5]	$\mathbb{P}(t_j = i) = \frac{\ \mathbf{a}_i\ _2^2}{\ \mathbf{A}\ _F^2}$	$\mathbb{E}\ \mathbf{e}_k\ ^2 \leq \left(1 - \frac{\sigma_{\min}^2(\mathbf{A})}{\ \mathbf{A}\ _F^2}\right)^k \ \mathbf{e}_0\ _2^2$
SRK[14]	$\mathbb{P}(t_j = i) = \frac{\ \mathbf{a}_i\ _2^2}{\ \mathbf{A}\ _F^2}$	$\mathbb{E}\ \mathbf{e}_k\ ^2 \leq \left(1 - \frac{\tilde{\sigma}_{\min}^2(A)}{2m} \cdot \frac{ \hat{\mathbf{x}} _{\min}}{ \hat{\mathbf{x}} _{\min} + 2\lambda}\right)^k \ \mathbf{e}_0\ _2^2$
SSKM	$\tau_j \sim \binom{m}{\beta}$ $t_j = \arg \max_{i \in \tau_j} (\mathbf{a}_i^\top \mathbf{x}_{j-1} - b_i)^2$	$\mathbb{E}\ \mathbf{e}_k\ ^2 \leq \prod_{i=0}^k \left(1 - \frac{\beta \tilde{\sigma}_{\min}^2(A)}{2\gamma_k m} \cdot \frac{ \hat{\mathbf{x}} _{\min}}{ \hat{\mathbf{x}} _{\min} + 2\lambda}\right) \ \mathbf{e}_0\ _2^2$

If the concrete value of  $\alpha$  is involved, then  $f$  is said to be  $\alpha$ -strongly convex. The Fenchel conjugate  $f^*$  of  $f$  is given by,

$$f^*(\mathbf{x}) := \sup_{\mathbf{z} \in \mathbb{R}^n} \{\langle \mathbf{x}, \mathbf{z} \rangle - f(\mathbf{z})\}.$$

There are many interesting connections between  $f$  and  $f^*$ . Especially, as illustrated by the following fact, the strong convexity of  $f$  can imply the smoothness of  $f^*$ ,

**THEOREM 2.2** ([15]). *If  $f : \mathbb{R}^n \rightarrow \mathbb{R}$  is  $\alpha$ -strongly convex, then the Fenchel conjugate function  $f^*$  is differentiable with  $1/\alpha$ -Lipschitz continuous gradient, that is*

$$\|\nabla f^*(\mathbf{x}) - \nabla f^*(\mathbf{y})\|_2 \leq \frac{1}{\alpha} \cdot \|\mathbf{x} - \mathbf{y}\|_2, \forall \mathbf{x}, \mathbf{y} \in \mathbb{R}^n.$$

### 2.2. Bregman distance.

**DEFINITION 2.3** ([12]). *Let  $f : \mathbb{R}^n \rightarrow \mathbb{R}$  be strongly convex. The Bregman distance  $D_f^{\mathbf{x}^*}(\mathbf{x}, \mathbf{y})$  between  $\mathbf{x}, \mathbf{y} \in \mathbb{R}^n$  with respect to  $f$  and a subgradient  $\mathbf{x}^* \in \partial f(\mathbf{x})$  is defined as*

$$D_f^{\mathbf{x}^*}(\mathbf{x}, \mathbf{y}) := f(\mathbf{y}) - f(\mathbf{x}) - \langle \mathbf{x}^*, \mathbf{y} - \mathbf{x} \rangle.$$

If  $f$  is differentiable, then we have  $\{\nabla f(\mathbf{x})\} = \partial f(\mathbf{x})$ . Note that, when  $f(\mathbf{x}) = \|\mathbf{x}\|^2$ ,  $D_f(\mathbf{x}, \mathbf{y}) = \|\mathbf{x} - \mathbf{y}\|^2$ , which is the standard Euclidean distance.

Subsequently, we introduce an important property of the Bregman distance to prove the convergence of SSKM method. It can be immediately derived from the assumption of strong convexity.

**LEMMA 2.4** ([14]). *Let  $f : \mathbb{R}^n \rightarrow \mathbb{R}$  be  $\alpha$ -strongly convex. For any  $\mathbf{x}, \mathbf{y} \in \mathbb{R}^n$ ,  $\mathbf{x}^* \in \partial f(\mathbf{x})$ , and  $\mathbf{y}^* \in \partial f(\mathbf{y})$ , we have*

$$\frac{\alpha}{2} \|\mathbf{x} - \mathbf{y}\|_2^2 \leq D_f^{\mathbf{x}^*}(\mathbf{x}, \mathbf{y}) \leq \langle \mathbf{x}^* - \mathbf{y}^*, \mathbf{x} - \mathbf{y} \rangle \leq \|\mathbf{x}^* - \mathbf{y}^*\|_2 \|\mathbf{x} - \mathbf{y}\|_2.$$

Thus,

$$D_f^{\mathbf{x}^*}(\mathbf{x}, \mathbf{y}) = 0 \Leftrightarrow \mathbf{x} = \mathbf{y}.$$

### 2.3. Bregman projection.

**DEFINITION 2.5** ([12]). *Let  $f : \mathbb{R}^n \rightarrow \mathbb{R}$  be strongly convex, and  $\mathbf{C} \subset \mathbb{R}^n$  be a nonempty closed convex set. The Bregman projection of  $\mathbf{x}$  onto  $\mathbf{C}$  with respect to  $f$  and  $\mathbf{x}^* \in \partial f(\mathbf{x})$  is the unique point defined as  $\Pi_{\mathbf{C}}^{\mathbf{x}^*}(\mathbf{x}) \in \mathbf{C}$  such that*

$$D_f^{\mathbf{x}^*}(\mathbf{x}, \Pi_{\mathbf{C}}^{\mathbf{x}^*}(\mathbf{x})) = \min_{\mathbf{y} \in \mathbf{C}} D_f^{\mathbf{x}^*}(\mathbf{x}, \mathbf{y}).$$

Note that, the Bregman projection can be regarded as a generalization of the traditional orthogonal projection. In fact, if  $f(\mathbf{x}) = \frac{1}{2}\|\mathbf{x}\|_2^2$ , then  $\Pi_{\mathbf{C}}^{\mathbf{x}}(\mathbf{x}) = \arg \min_{\mathbf{y} \in \mathbf{C}} \frac{1}{2}\|\mathbf{x} - \mathbf{y}\|_2^2$ . Lemma below characterizes the Bregman projection.

LEMMA 2.6 ([14]). *Let  $f : \mathbb{R}^n \rightarrow \mathbb{R}$  be strongly convex and  $\mathbf{C}$  be a nonempty closed convex set. The point  $\mathbf{z} \in \mathbf{C}$  is the Bregman projection of  $\mathbf{x}$  onto  $\mathbf{C}$  with respect to  $f$  and  $\mathbf{x}^* \in \partial f(\mathbf{x})$  iff there are some  $\mathbf{z}^*$  such that one of the following equivalent conditions is satisfied*

$$\begin{aligned} \langle \mathbf{z}^* - \mathbf{x}^*, \mathbf{y} - \mathbf{z} \rangle &\geq 0, \quad \forall \mathbf{y} \in \mathbf{C} \\ D_f^{\mathbf{z}^*}(\mathbf{z}, \mathbf{y}) &\leq D_f^{\mathbf{x}^*}(\mathbf{x}, \mathbf{y}) - D_f^{\mathbf{x}^*}(\mathbf{x}, \mathbf{z}), \end{aligned}$$

Then, the point  $\mathbf{z}^*$  is called the admissible subgradient for  $\mathbf{z} = \Pi_{\mathbf{C}}^{\mathbf{x}^*}(\mathbf{x})$ .

**3. Sparse sampling Kaczmarz-Motzkin method.** In this section, SSKM method will be introduced to solve the augmented Basis pursuit model [16, 17] below,

$$(3.1) \quad \begin{aligned} \min_{\mathbf{x} \in \mathbb{R}^n} f(\mathbf{x}) &= \lambda \|\mathbf{x}\|_1 + \frac{1}{2} \|\mathbf{x}\|_2^2 \\ \text{s.t. } \mathbf{A}\mathbf{x} &= \mathbf{b}, \end{aligned}$$

where  $\lambda > 0$  is some regularizer. In this study, we assume  $\mathbf{b} \neq \mathbf{0}$ , and it is in the Range( $\mathbf{A}$ ). Consequently, the solution of (3.1) is unique and nonzero.

Let  $\mathbf{x}_k$  and its admissible subgradient  $\mathbf{x}_k^*$  be given. The procedure of SSKM method in each iteration consists of two steps.

Step 1. Choose an index  $i_k$  according to the following distribution

$$\begin{aligned} \tau_k &\sim p_k : \left( \begin{array}{c} [m] \\ \beta_k \end{array} \right) \rightarrow [0, 1), \\ i_k &= \arg \max_{i \in \tau_k} (\mathbf{a}_i^\top \mathbf{x}_k - b_i)^2, \end{aligned}$$

where  $\binom{[m]}{\beta_k}$  means sampling  $\beta_k$  numbers from the index set  $[m] := \{1, 2, \dots, m\}$ .

Step 2. Calculate the Bregman projection of  $\mathbf{x}_k$  onto the  $i_k$ -th hyperplane  $H(\mathbf{a}_{i_k}, b_{i_k}) = \{\mathbf{x} : \langle \mathbf{a}_{i_k}, \mathbf{x} \rangle = b_{i_k}\}$  denoted by  $\Pi_{H(\mathbf{a}_{i_k}, b_{i_k})}^{\mathbf{x}_k^*}(\mathbf{x}_k)$ , and calculating its admissible subgradient.

In the following, we will present some technical details that help us understand SSKM, along with some preliminary theoretical results, which will be used for convergence analysis.

**3.1. Sampling rule.** The strategy to choose which  $H(\mathbf{a}_i, b_i)$  to be projected onto is based on the rule of Sampling Kaczmarz-Motzkin method, which picks up the most violated item from one of the subsets with  $\beta$  rows from  $\mathbf{A}$ . On the contrary to the randomized Kaczmarz and Randomized sparse Kazmarz methods, which pick up rows with a fixed probability, the probability that SSKM method utilized is flexible, and it is defined as

$$(3.2) \quad p_{\mathbf{x}}(\tau_k) := \frac{\|\mathbf{a}_{t(\tau_k, \mathbf{x})}\|_2^2}{\sum_{\tau_k \in \binom{[m]}{\beta_k}} \|\mathbf{a}_{t(\tau_k, \mathbf{x})}\|_2^2},$$

where  $t(\tau_k, \mathbf{x}) = \arg \max_{i \in \tau_k} (\mathbf{a}_i^\top \mathbf{x} - b_i)^2$ . From (3.2), we can find the probability to choose the sub-row of  $\mathbf{A}$  is not uniform, it depends on the norm of  $\mathbf{a}_{t(\tau_k, \mathbf{x})}$  which

**Algorithm 3.1** The Sampling Sparse Kaczmarz-Motzkin method**Input:**  $\{\mathbf{x}_0 = \mathbf{x}_0^* \in \mathbb{R}^n, \mathbf{A} \in \mathbb{R}^{m \times n}, \varepsilon, T\}$  $\mathbf{x}_0$ : the initial point. $\mathbf{x}_0$ : the initial point of intermediate variable. $\mathbf{A}$ : the measurement matrix, whose rows are normalized. $\beta_k$ : is the random sampling number. $\varepsilon$ : the allowed error bound. $\lambda$ : the parameter of the soft-thresholding operator. $T$ : the allowed maximum iteration.**Output:** $\bar{\mathbf{x}}$ : an estimation of the ground truth.**Initialization :**1:  $\mathbf{x}_0, \mathbf{x}_0^*$  are  $\mathbf{0}$ .**General step**1: choose an index  $i_k$  from the selection rule.

$$\tau_k \sim p_k, \text{ and } p_{\mathbf{x}}(\tau_k) = \frac{1}{m},$$

$$i_k = \arg \max_{i \in \tau_k} (\mathbf{a}_i^\top \mathbf{x}_k - b_i)^2.$$

2:  $\mathbf{x}_{k+1}^* = \mathbf{x}_k^* - t_k \cdot \mathbf{a}_{i_k}$ .3: Where  $t_k = \langle \mathbf{a}_{i_k}, \mathbf{x}_k \rangle - b_{i_k}$ , which is called the inexact step or  $t_k = \arg \min_{t \in \mathbb{R}} f^*(\mathbf{x}_k^* - t \cdot \mathbf{a}_{i_k}) + t \cdot b_{i_k}$  which is called the exact step.4:  $\mathbf{x}_{k+1} = S_\lambda(\mathbf{x}_{k+1}^*)$ , where  $S_\lambda(\cdot)$  is the soft-thresholding operator which is defined as

$$S_\lambda(x_i) = \max(|x_i| - \lambda, 0) \cdot \text{sign}(x_i), i = 1, \dots, n.$$

5: **if**  $\|\mathbf{A}\mathbf{x}_{k+1} - \mathbf{b}\|_2 \leq \varepsilon$  **or**  $k = T$  **then**6:  $\bar{\mathbf{x}} = \mathbf{x}_{k+1}$ .7: **end if**

has the largest error among  $(\mathbf{a}_i^\top \mathbf{x} - b_i)^2, i \in \tau_k$ . If  $\beta_k = 1$ , (3.2) is equivalent to the randomized Kaczmarz method. If  $\beta_k = m$ , it is equivalent to picking up the most violated item from the whole rows of  $\mathbf{A}$ .

At the first glimpse, calculating (3.2) demands a large burden of computational cost. However, if  $\mathbf{A}$  is normalized, (3.2) is equal to choosing the most violated item from random  $\binom{m}{\beta_k}$  rows of  $\mathbf{A}$ . So, there is no need to find out all the subsets with  $\beta_k$  rows of  $\mathbf{A}$ . As a result, the whole computational cost is low.

**3.2. Bregman projection procedure.** The core of the second part is to calculate the Bregman projection. Lemma 3.1 below demonstrates how to calculate the Bregman projection of a given point. For completeness, we give a simple theoretical proof here.

LEMMA 3.1 ([12]). *Let  $f : \mathbb{R}^n \rightarrow \mathbb{R}$  be  $\alpha$ -strongly convex,  $\mathbf{A} \in \mathbb{R}^{m \times n}, \mathbf{b} \in \mathbb{R}^m$ . Then, the Bregman projection of  $\mathbf{x} \in \mathbb{R}^n$  onto the hyperplane  $H(\mathbf{a}_i, b_i)$  with  $\mathbf{a}_i \neq \mathbf{0}$  is*

$$(3.3) \quad \mathbf{z} := \Pi_{H(\mathbf{a}_i, b_i)}^{\mathbf{x}^*}(\mathbf{x}) = \nabla f^*(\mathbf{x}^* - \hat{t}\mathbf{a}_i),$$

where  $\hat{t} \in \mathbb{R}$ , which is one of the solutions of

$$\min_{t \in \mathbb{R}} f^*(\mathbf{x}^* - t\mathbf{a}_i) + tb_i.$$

Moreover,  $\mathbf{z}^* := \mathbf{x}^* - \hat{t}\mathbf{a}_i$  is an admissible subgradient for  $\mathbf{z}$  and for any  $\mathbf{y} \in H(\mathbf{a}_i, b_i)$ , we have

$$(3.4) \quad D_f^{\mathbf{z}^*}(\mathbf{z}, \mathbf{y}) \leq D_f^{\mathbf{x}^*}(\mathbf{x}, \mathbf{y}) - \frac{\alpha (\langle \mathbf{a}_i, \mathbf{x} \rangle - b_i)^2}{2 \|\mathbf{a}_i\|_2^2}.$$

*Proof.* Recall the definition of the hyperplane  $H(\mathbf{a}_i, b_i) = \{\mathbf{x} : \mathbf{a}_i^T \mathbf{x} = b_i\}$ . If  $\mathbf{z} := \Pi_{H(\mathbf{a}_i, b_i)}^{\mathbf{x}^*}(\mathbf{x})$ , then  $\mathbf{a}_i^T \mathbf{z} = b_i$ . As a result,  $H(\mathbf{a}_i, b_i) - \{\mathbf{z}\} = \{\mathbf{y} : \mathbf{a}_i^T \mathbf{y} = 0\}$ . Thus, the normal cone  $N_{H(\mathbf{a}_i, b_i)}(\mathbf{z}) = \{t\mathbf{a}_i, t \in \mathbb{R}\}$ . Because

$$\begin{aligned} \mathbf{z} &= \min_{\mathbf{y} \in \mathbf{C}} D_f^{\mathbf{x}^*}(\mathbf{x}, \mathbf{y}) = \min_{\mathbf{y} \in \mathbf{C}} f(\mathbf{y}) - \langle \mathbf{x}^*, \mathbf{y} - \mathbf{x} \rangle \\ &= \min_{\mathbf{y} \in \mathbb{R}^n} f(\mathbf{y}) - \langle \mathbf{x}^*, \mathbf{y} - \mathbf{x} \rangle + \delta_{\mathbf{C}}(\mathbf{y}), \end{aligned}$$

where  $\delta_{\mathbf{C}}(\cdot)$  is the indicator function. Thus, we can infer that  $(\mathbf{x}^* - \mathbf{z}^*) \in N_{\mathbf{C}}(\mathbf{x})$  by the first order optimality condition. As a result, there exists  $\hat{t} \in \mathbb{R}$ , such that  $\mathbf{x}^* - \hat{t}\mathbf{a}_i \in \partial f(\mathbf{z})$ . Then  $\nabla f^*(\mathbf{x}^* - \hat{t}\mathbf{a}_i) = \mathbf{z}$ , which is the Bregman projection of  $\mathbf{x}$ . Remaining is to calculate  $\hat{t}$ , which is called the exact step. Note that  $\mathbf{a}_i^T \nabla f^*(\mathbf{x}^* - \hat{t}\mathbf{a}_i) = b_i$ . By the first order optimality condition, we can formulate an optimization problem below

$$\hat{t} \in \arg \min_{t \in \mathbb{R}} f^*(\mathbf{x}^* - t\mathbf{a}_i) + tb_i.$$

Last is to prove the inequality. Recalling Lemma 2.6, we have

$$D_f^{\mathbf{z}^*}(\mathbf{z}, \mathbf{y}) \leq D_f^{\mathbf{x}^*}(\mathbf{x}, \mathbf{y}) - D_f^{\mathbf{x}^*}(\mathbf{x}, \mathbf{z}).$$

Then, by the strong convex property of  $f$ , we derive that

$$D_f^{\mathbf{x}^*}(\mathbf{x}, \mathbf{z}) \geq \frac{\alpha}{2} \|\mathbf{x} - \mathbf{z}\|^2 \geq \frac{\alpha}{2} \|\mathbf{x} - \mathbb{P}_{H(\mathbf{a}_i, b_i)}(\mathbf{x})\|^2 = \frac{\alpha (\langle \mathbf{a}_i, \mathbf{x} \rangle - b_i)^2}{2 \|\mathbf{a}_i\|_2^2},$$

where  $\mathbb{P}_{H(\mathbf{a}_i, b_i)}(\mathbf{x})$  is the standard orthogonal projection of  $\mathbf{x}$  onto  $H(\mathbf{a}_i, b_i)$ . Then, we complete the proof.  $\square$

**4. Proof of linear convergence of the SSKM method.** First, we characterize the error bound between  $D_f^{\mathbf{x}^*}(\mathbf{x}, \hat{\mathbf{x}})$  and  $\|\mathbf{A}\mathbf{x} - \mathbf{b}\|^2$ .

LEMMA 4.1 ([14]). *Let  $\tilde{\sigma}_{\min}(\mathbf{A})$  and  $|\hat{\mathbf{x}}|_{\min}$  be defined as before. When  $\lambda > 0$ , then for any  $\mathbf{x} \in \mathbb{R}^n$  with  $\partial f(\mathbf{x}) \cap \mathcal{R}(\mathbf{A}^T) \neq \emptyset$  and for all  $\mathbf{x}^* = \mathbf{A}^T \mathbf{y} \in \partial f(\mathbf{x}) \cap \mathcal{R}(\mathbf{A}^T)$ ,  $\mathbf{y} \in \mathbb{R}^m$ , we have*

$$(4.1) \quad D_f^{\mathbf{x}^*}(\mathbf{x}, \hat{\mathbf{x}}) \leq \frac{1}{\tilde{\sigma}_{\min}^2(\mathbf{A})} \cdot \frac{|\hat{\mathbf{x}}|_{\min} + 2\lambda}{|\hat{\mathbf{x}}|_{\min}} \|\mathbf{A}\mathbf{x} - \mathbf{b}\|_2^2.$$

Remark: when  $\lambda = 0$ , and  $\mathbf{A}$  is a full column rank matrix, by the strong convexity of  $f$ , we can immediately obtain that

$$(4.2) \quad D_f^{\mathbf{x}^*}(\mathbf{x}, \hat{\mathbf{x}}) \leq \frac{1}{2\sigma_{\min}^2(\mathbf{A})} \|\mathbf{A}\mathbf{x} - \mathbf{b}\|_2^2.$$

In the following, we present our results for the noiseless and noisy cases respectively.

THEOREM 4.2 (Noiseless case). *Let*

$$\gamma_k := \frac{\sum_{\tau_k \in \binom{[m]}{\beta_k}} \|\mathbf{A}_{\tau_k} \mathbf{x}_k - \mathbf{b}_{\tau_k}\|_2^2}{\sum_{\tau_k \in \binom{[m]}{\beta_k}} \|\mathbf{A}_{\tau_k} \mathbf{x}_k - \mathbf{b}_{\tau_k}\|_\infty^2} \leq \beta_k,$$

and

$$q_k := \begin{cases} \left(1 - \frac{\beta_k \tilde{\sigma}_{\min}^2(\mathbf{A})}{2\gamma_k m} \cdot \frac{|\hat{\mathbf{x}}|_{\min}}{|\hat{\mathbf{x}}|_{\min} + 2\lambda}\right), \lambda > 0 \\ \left(1 - \frac{\beta_k \sigma_{\min}^2(\mathbf{A})}{\gamma_k m}\right), \lambda = 0 \end{cases}.$$

The sequence  $\{\mathbf{x}_k\}$  generated by the SSKM method in Algorithm 3.1 converges linearly in expectation to the unique solution  $\hat{\mathbf{x}}$  of (3.1) in the sense that

$$(4.3) \quad \mathbb{E}[D_f^{\mathbf{x}_k^*}(\mathbf{x}_{k+1}, \hat{\mathbf{x}})] \leq q_k \mathbb{E}[D_f^{\mathbf{x}_k^*}(\mathbf{x}_k, \hat{\mathbf{x}})].$$

Furthermore, we have

$$(4.4) \quad \mathbb{E}[\|\mathbf{x}_{k+1} - \hat{\mathbf{x}}\|_2] \leq \prod_{i=0}^k q_i^{\frac{1}{2}} \sqrt{2\lambda \|\hat{\mathbf{x}}\|_1^2 + \|\hat{\mathbf{x}}\|_2^2}.$$

Remark: The convergence rate of SSKM method depends on the contraction factors  $q_k$ . Note that  $1 \leq \gamma_k \leq \beta_k$ . When  $(\mathbf{a}_i^T \mathbf{x}_k - b_i)^2, i = 1, \dots, m$  are equal, the upper bound of  $\gamma_k$  by  $\beta_k$  can be achieved. In that case, SSKM method obtains the slowest convergence rate. On the contrary, the lower bound  $\gamma_k = 1$  can be achieved when only one of the residuals  $|\mathbf{a}_i^T \mathbf{x}_k - b_i|$  is nonzero. Then, SSKM method converges as fast as

$$q_k = \begin{cases} \left(1 - \frac{\tilde{\sigma}_{\min}^2(\mathbf{A})}{2} \cdot \frac{|\hat{\mathbf{x}}|_{\min}}{|\hat{\mathbf{x}}|_{\min} + 2\lambda}\right), \lambda > 0 \\ (1 - \sigma_{\min}^2(\mathbf{A})), \lambda = 0 \end{cases}.$$

The relationship between  $\gamma_k$  and  $\beta_k$  can be refined for different  $\mathbf{A}$ . In [18], it demonstrates that when  $\mathbf{A}$  are drawn i.i.d from a standard Gaussian distribution,  $\gamma_k = \mathcal{O}(n\beta_k/\log(\beta_k))$ .

Now, let us finish the proof of Theorem 4.2.

*Proof.* By using (3.4) with  $\mathbf{x}_{k+1} = \mathbf{z}$ ,  $\mathbf{x}_k = \mathbf{x}$  and  $\mathbf{y} = \hat{\mathbf{x}}$  in Lemma 3.1, inequality can be reformulated as below

$$(4.5) \quad \begin{aligned} D_f^{\mathbf{x}_k^*}(\mathbf{x}_{k+1}, \hat{\mathbf{x}}) &\leq D_f^{\mathbf{x}_k^*}(\mathbf{x}_k, \hat{\mathbf{x}}) - \frac{1}{2} \cdot \frac{(\mathbf{a}_{i(\tau_k, \mathbf{x}_k)} \mathbf{x}_k - \mathbf{b}_{i_k})^2}{\|\mathbf{a}_{i(\tau_k, \mathbf{x}_k)}\|_2^2} \\ &= D_f^{\mathbf{x}_k^*}(\mathbf{x}_k, \hat{\mathbf{x}}) - \frac{1}{2} \cdot \frac{\|\mathbf{A}_{\tau_k} \mathbf{x}_k - \mathbf{b}_{\tau_k}\|_\infty^2}{\|\mathbf{a}_{i(\tau_k, \mathbf{x}_k)}\|_2^2}. \end{aligned}$$

At the same time, (4.5) is also held for the inexact step by Theorem 2.8 in [12]. Using the sampling rule of the Kaczmarz-Motzkin method, and treating  $\tau_k$  as the random

variable, we derive that

$$\begin{aligned}
& \mathbb{E}[D_f^{\mathbf{x}_k^{k+1}}(\mathbf{x}_{k+1}, \hat{\mathbf{x}}) | \tau_{k-1}, \dots, \tau_1, \tau_0] \\
& \leq D_f^{\mathbf{x}_k^*}(\mathbf{x}_k, \hat{\mathbf{x}}) - \mathbb{E}_{\tau_k} \left( \frac{1}{2} \cdot \frac{\|\mathbf{A}_{\tau_k} \mathbf{x}_k - \mathbf{b}_{\tau_k}\|_\infty^2}{\|\mathbf{a}_{i(\tau_k, \mathbf{x}_k)}\|_2^2} \right) \\
& = D_f^{\mathbf{x}_k^*}(\mathbf{x}_k, \hat{\mathbf{x}}) - \sum_{\tau_k \in \binom{[m]}{\beta_k}} p_{\mathbf{x}_k}(\tau_k) \frac{1}{2} \frac{\|\mathbf{A}_{\tau_k} \mathbf{x}_k - \mathbf{b}_{\tau_k}\|_\infty^2}{\|\mathbf{a}_{i(\tau_k, \mathbf{x}_k)}\|_2^2} \\
& = D_f^{\mathbf{x}_k^*}(\mathbf{x}_k, \hat{\mathbf{x}}) - \sum_{\tau_k \in \binom{[m]}{\beta_k}} \frac{\|\mathbf{a}_{i(\tau_k, \mathbf{x}_k)}\|_2^2}{\sum_{\pi \in \binom{[m]}{\beta_k}} \|\mathbf{a}_{i(\pi, \mathbf{x}_k)}\|_2^2} \frac{1}{2} \frac{\|\mathbf{A}_{\tau_k} \mathbf{x}_k - \mathbf{b}_{\tau_k}\|_\infty^2}{\|\mathbf{a}_{i(\tau_k, \mathbf{x}_k)}\|_2^2} \\
& = D_f^{\mathbf{x}_k^*}(\mathbf{x}_k, \hat{\mathbf{x}}) - \sum_{\tau_k \in \binom{[m]}{\beta_k}} \frac{1}{2} \frac{\|\mathbf{A}_{\tau_k} \mathbf{x}_k - \mathbf{b}_{\tau_k}\|_\infty^2}{\sum_{\pi \in \binom{[m]}{\beta_k}} \|\mathbf{a}_{i(\pi, \mathbf{x}_k)}\|_2^2} \\
& = D_f^{\mathbf{x}_k^*}(\mathbf{x}_k, \hat{\mathbf{x}}) - \frac{1}{2} \frac{\binom{m}{\beta_k} \beta_k \|\mathbf{A} \mathbf{x}_k - \mathbf{b}\|_2^2}{\gamma_k \sum_{\pi \in \binom{[m]}{\beta_k}} \|\mathbf{a}_{i(\pi, \mathbf{x}_k)}\|_2^2} \\
& \leq \left( 1 - \frac{\beta_k \tilde{\sigma}_{\min}^2(\mathbf{A})}{2\gamma_k m} \cdot \frac{|\hat{\mathbf{x}}|_{\min}}{|\hat{\mathbf{x}}|_{\min} + 2\lambda} \right) D_f^{\mathbf{x}_k^*}(\mathbf{x}_k, \hat{\mathbf{x}}),
\end{aligned}$$

where the last equality can be derived from (4.1). Now considering all indexes  $\tau_0, \dots, \tau_k$  as random variables with values in  $\{1, \dots, m\}$ , and taking the full expectation on both sides, we can finish the proof of (4.3).

Note that

$$D_f^{\mathbf{x}_k^{k+1}}(\mathbf{x}_{k+1}, \hat{\mathbf{x}}) \geq \frac{1}{2} \|\mathbf{x}^{k+1} - \hat{\mathbf{x}}\|_2^2,$$

and

$$D_f^{\mathbf{x}_0^*}(\mathbf{x}_0, \hat{\mathbf{x}}) = \frac{1}{2} \|\hat{\mathbf{x}}\|_2^2 + \lambda \|\hat{\mathbf{x}}\|_1.$$

Inductively, we can derive (4.4).  $\square$

Next, we turn to the noisy case by following the idea of proof in [14].

**THEOREM 4.3 (Noisy case).** *Assume that a noisy observed data  $\mathbf{b}^\delta \in \mathbb{R}^m$  with  $\|\mathbf{b}^\delta - \mathbf{b}\|_2 \leq \delta$  is given, where  $\mathbf{b} = \mathbf{A}\hat{\mathbf{x}}$ . If the sequence  $\{\mathbf{x}_k\}$  generated by SSKM method in Algorithm 3.1 are computed by  $\mathbf{b}^\delta$ . Then, with the same contraction factor  $q_i$  as in the noiseless case, for the inexact step, we can have,*

$$\mathbb{E}[\|\mathbf{x}_{k+1} - \hat{\mathbf{x}}\|_2] \leq \sqrt{\prod_{i=0}^k q_i \cdot (2\lambda \|\hat{\mathbf{x}}\|_1 + \|\hat{\mathbf{x}}\|_2^2)} + \sqrt{\frac{\sum_{i=0}^k q_i \delta^2}{2}},$$

and for the exact step,

$$\mathbb{E}[\|\mathbf{x}_{k+1} - \hat{\mathbf{x}}\|_2] \leq \sqrt{\prod_{i=0}^k q_i \cdot (2\lambda \|\hat{\mathbf{x}}\|_1 + \|\hat{\mathbf{x}}\|_2^2)} + \sqrt{\sum_{i=0}^k q_i \delta^2 \cdot \frac{1 + 4\lambda \|\mathbf{A}\|_{1,2}}{2}}.$$

*Proof.* Define  $\mathbf{x}_k^\delta := \hat{\mathbf{x}} + \frac{b_{i_k}^\delta - b_{i_k}}{\|\mathbf{a}_{i_k}\|_2^2} \cdot \mathbf{a}_{i_k}$ , then we can find  $\mathbf{x}_k^\delta \in H(\mathbf{a}_{i_k}, b_{i_k}^\delta)$ . By Lemma 3.1, we have the inequality below,

$$(4.6) \quad D_f^{\mathbf{x}_k^{k+1}}(\mathbf{x}_{k+1}, \mathbf{x}_k^\delta) \leq D_f^{\mathbf{x}_k^*}(\mathbf{x}_k, \mathbf{x}_k^\delta) - \frac{1}{2} \cdot \frac{(\langle \mathbf{a}_{i_k}, \mathbf{x}_k \rangle - b_{i_k}^\delta)^2}{\|\mathbf{a}_{i_k}\|_2^2}.$$



Unfolding the expression of  $D_f^{\mathbf{x}_k^*}(\mathbf{x}_{k+1}, \mathbf{x}_k^\delta)$  and  $D_f^{\mathbf{x}_k^*}(\mathbf{x}_k, \mathbf{x}_k^\delta)$ , and plugging  $f(\hat{\mathbf{x}})$  into both sides of (4.6), we obtain the inequality

$$(4.7) \quad \begin{aligned} D_f^{\mathbf{x}_{k+1}^*}(\mathbf{x}_{k+1}, \hat{\mathbf{x}}) &\leq D_f^{\mathbf{x}_k^*}(\mathbf{x}_k, \hat{\mathbf{x}}) - \frac{1}{2} \cdot \frac{(\langle \mathbf{a}_{i_k}, \mathbf{x}_k \rangle - b_{i_k}^\delta)^2}{\|\mathbf{a}_{i_k}\|_2^2} \\ &\quad + \langle \mathbf{x}_{k+1}^* - \mathbf{x}_k^*, \mathbf{x}_k^\delta - \hat{\mathbf{x}} \rangle. \end{aligned}$$

In the remaining, we prove Theorem 4.3 from the cases of exact step and the inexact step.

**Inexact step.** For the inexact step, observe that  $\mathbf{x}_{k+1}^* - \mathbf{x}_k^* = -\frac{\langle \mathbf{a}_{i_k}, \mathbf{x}_k \rangle - b_{i_k}^\delta}{\|\mathbf{a}_{i_k}\|_2^2} \cdot \mathbf{a}_{i_k}$ .

Then, we bound the inner product in (4.7) as below,

$$(4.8) \quad \begin{aligned} \langle \mathbf{x}_{k+1}^* - \mathbf{x}_k^*, \mathbf{x}_k^\delta - \hat{\mathbf{x}} \rangle &= \frac{b_{i_k}^\delta - b_{i_k}}{\|\mathbf{a}_{i_k}\|_2^2} \cdot \langle \mathbf{x}_{k+1}^* - \mathbf{x}_k^*, \mathbf{a}_{i_k} \rangle \\ &= \frac{(b_{i_k}^\delta - b_{i_k})^2}{\|\mathbf{a}_{i_k}\|_2^2} - \frac{(b_{i_k}^\delta - b_{i_k}) \cdot (\langle \mathbf{a}_{i_k}, \mathbf{x}_k \rangle - b_{i_k})}{\|\mathbf{a}_{i_k}\|_2^2}. \end{aligned}$$

By reformulating

$$(4.9) \quad \begin{aligned} -\frac{1}{2} \cdot \frac{(\langle \mathbf{a}_{i_k}, \mathbf{x}_k \rangle - b_{i_k}^\delta)^2}{\|\mathbf{a}_{i_k}\|_2^2} &= -\frac{1}{2} \cdot \frac{(\langle \mathbf{a}_{i_k}, \mathbf{x}_k \rangle - b_{i_k})^2}{\|\mathbf{a}_{i_k}\|_2^2} \\ &\quad + \frac{(b_{i_k}^\delta - b_{i_k}) \cdot (\langle \mathbf{a}_{i_k}, \mathbf{x}_k \rangle - b_{i_k})}{\|\mathbf{a}_{i_k}\|_2^2} - \frac{1}{2} \cdot \frac{(b_{i_k}^\delta - b_{i_k})^2}{\|\mathbf{a}_{i_k}\|_2^2} \end{aligned}$$

and combining (4.8) and (4.9) into (4.7), we have

$$(4.10) \quad D_f^{\mathbf{x}_{k+1}^*}(\mathbf{x}_{k+1}, \hat{\mathbf{x}}) \leq D_f^{\mathbf{x}_k^*}(\mathbf{x}_k, \hat{\mathbf{x}}) - \frac{1}{2} \cdot \frac{(\langle \mathbf{a}_{i_k}, \mathbf{x}_k \rangle - b_{i_k})^2}{\|\mathbf{a}_{i_k}\|_2^2} + \frac{1}{2} \cdot \frac{(b_{i_k}^\delta - b_{i_k})^2}{\|\mathbf{a}_{i_k}\|_2^2}.$$

Similar to the proof in the noiseless situation, we have

$$(4.11) \quad \mathbb{E} \left[ D_f^{\mathbf{x}_{k+1}^*}(\mathbf{x}_{k+1}, \hat{\mathbf{x}}) \right] \leq q_k \cdot \mathbb{E} \left[ D_f^{\mathbf{x}_k^*}(\mathbf{x}_k, \hat{\mathbf{x}}) \right] + \frac{1}{2} \|\mathbf{b}^\delta - \mathbf{b}\|_\infty^2,$$

where  $\sum_{\tau_k \in \binom{[m]}{\beta_k}} \frac{1}{2} \frac{(b_{i(\tau_k, \mathbf{x}_k)}^\delta - b_{i(\tau_k, \mathbf{x}_k)})^2}{\|\mathbf{a}_{i(\tau_k, \mathbf{x}_k)}\|_2^2} \leq \frac{1}{2} \cdot \frac{\binom{m}{\beta_k} \|\mathbf{b}^\delta - \mathbf{b}\|_\infty^2}{\binom{m}{\beta_k}} = \frac{1}{2} \|\mathbf{b}^\delta - \mathbf{b}\|_\infty^2$ .

Inductively, we get

$$\mathbb{E} \left[ D_f^{\mathbf{x}_k^*}(\mathbf{x}_k, \hat{\mathbf{x}}) \right] \leq \prod_{i=0}^{k-1} q_i \cdot (2\lambda \|\hat{\mathbf{x}}\|_1 + \|\hat{\mathbf{x}}\|_2^2) + \frac{\sum_{i=0}^{k-1} q_i}{2} \cdot \|\mathbf{b}^\delta - \mathbf{b}\|_\infty^2.$$

Finally,

$$\mathbb{E}[\|\mathbf{x}_{k+1} - \hat{\mathbf{x}}\|_2] \leq \sqrt{\prod_{i=0}^{k-1} q_i \cdot (2\lambda \|\hat{\mathbf{x}}\|_1 + \|\hat{\mathbf{x}}\|_2^2)} + \sqrt{\frac{\sum_{i=0}^{k-1} q_i}{2} \cdot \|\mathbf{b}^\delta - \mathbf{b}\|_\infty^2}.$$

**Exact step.** The idea to prove Theorem 4.3 in the exact step case is similar. But for the exact step,  $\mathbf{x}_k^* = \mathbf{x}_k + \lambda \mathbf{s}_k$ , where  $\|\mathbf{s}_k\|_\infty \leq 1$ . Noting that  $\langle \mathbf{x}_{k+1}, \mathbf{a}_{i_k} \rangle = b_{i_k}$ , thus we derive that

$$\begin{aligned} \langle \mathbf{x}_{k+1}^* - \mathbf{x}_k^*, \mathbf{x}_k^\delta - \hat{\mathbf{x}} \rangle &= \frac{b_{i_k}^\delta - b_{i_k}}{\|\mathbf{a}_{i_k}\|_2^2} \cdot (\langle \mathbf{x}_{k+1} - \mathbf{x}_k, \mathbf{a}_{i_k} \rangle + \langle \mathbf{s}_{k+1} - \mathbf{s}_k, \mathbf{a}_{i_k} \rangle) \\ &= \frac{b_{i_k}^\delta - b_{i_k}}{\|\mathbf{a}_{i_k}\|_2^2} \cdot (b_{i_k}^\delta - b_{i_k} + b_{i_k} - \langle \mathbf{x}_k, \mathbf{a}_{i_k} \rangle + \langle \mathbf{s}_{k+1} - \mathbf{s}_k, \mathbf{a}_{i_k} \rangle) \\ &\leq \frac{(b_{i_k}^\delta - b_{i_k})^2}{\|\mathbf{a}_{i_k}\|_2^2} - \frac{(b_{i_k}^\delta - b_{i_k}) \cdot (\langle \mathbf{a}_{i_k}, \mathbf{x}_k \rangle - b_{i_k})}{\|\mathbf{a}_{i_k}\|_2^2} + \frac{2\lambda |b_{i_k}^\delta - b_{i_k}| \cdot \|\mathbf{a}_{i_k}\|_1}{\|\mathbf{a}_{i_k}\|_2^2}. \end{aligned}$$

Utilizing the result above, and the proof in the case of inexact step, we have

$$\mathbb{E}[\|\mathbf{x}_{k+1} - \hat{\mathbf{x}}\|_2] \leq \sqrt{\prod_{i=0}^k q_i \cdot (2\lambda \|\hat{\mathbf{x}}\|_1 + \|\hat{\mathbf{x}}\|_2^2)} + \sqrt{\sum_{i=0}^k q_i \|\mathbf{b}^\delta - \mathbf{b}\|_\infty^2 \cdot \frac{1 + 4\lambda \|\mathbf{A}\|_{1,2}}{2}},$$

which completes the proof.  $\square$

*Remark:* Comparing the error bound between SSKM method using the exact step and inexact step, we can find that inexact step can improve the performance of SSKM method by a factor about  $\frac{1+4\lambda\|\mathbf{A}\|_{1,2}}{2}$  compared with exact step. In the forthcoming experiments, this theoretical result will be verified.

## 5. Numerical Simulation.

**5.1. Experimental setup.** In this section, we will testify the performance of the SSKM method. The results of the tests demonstrate that SSKM method is numerically advantageous over the randomized sparse Kaczmarz method, which is denoted as SRK in this section.

In the test, we are going to solve the linear system (1.1) by two type of different coefficient matrices  $\mathbf{A} \in \mathbb{R}^{m \times n}$ . One type is the random matrix by using the MATLAB function 'randn', which produces independent standard normal entries for the matrix  $\mathbf{A}$ . Another type of matrices is originated in different applications such as linear programming, combinatorial optimization, DNA electrophoresis model, and world city network.

In our implementations, solution  $\hat{\mathbf{x}} \in \mathbb{R}^n$  is randomly generated by using the MATLAB function "randn". The nonzero location is chosen randomly according to the sparsity. The observed data  $\mathbf{b} \in \mathbb{R}^m$  is calculated by  $\mathbf{A}\hat{\mathbf{x}}$ .

All computations are started from the initial vector  $\mathbf{x}_0 = \mathbf{0}$ , and terminated once the mean square error (MSE), defined by

$$(5.1) \quad \text{MSE} = \frac{\|\mathbf{x}_k - \hat{\mathbf{x}}\|_2^2}{\|\hat{\mathbf{x}}\|_2^2},$$

less than  $\text{MSE} < 10^{-6}$ , or the number of iteration steps exceeds 200000. The latter is labeled by '-' in Table 3. All of the experiments are carried out by using MATLAB(Version R2019a) on a personal computer with 2.70GHZ CPU(Intel(R) Core(TM) i7-6820HQ), 32GB memory, and Windows operating system(Windows 10).

	m=140	m=160	m=180	m=200	m=220	m=240	m=260	m=280	m=300
k=5	5.00	1.00	1.00	1.00	1.00	1.00	1.00	1.00	1.00
k=10	1.00	1.00	1.00	1.00	1.00	1.00	1.00	0.10	0.10
k=15	1.00	1.00	1.00	1.00	1.00	1.00	1.00	0.10	0.10
k=20	1.00	1.00	1.00	1.00	1.00	1.00	1.00	0.10	0.10
k=25	1.00	1.00	1.00	1.00	1.00	1.00	1.00	0.10	0.10
k=30	0.10	1.00	1.00	1.00	1.00	1.00	1.00	0.10	0.10

Fig. 1: Given  $n = 200$ , for each  $k$  and  $m$ , we apply 100 tests for different  $\lambda$  and show the  $\lambda$  under which we can obtain the least MSE.

**5.2. Parameter tuning.** In Algorithm 3.1, SSKM method is affected by the parameter  $\lambda$  and sampling number  $\beta$ . Numerical tests will be applied to show how these two parameters influence the performance.

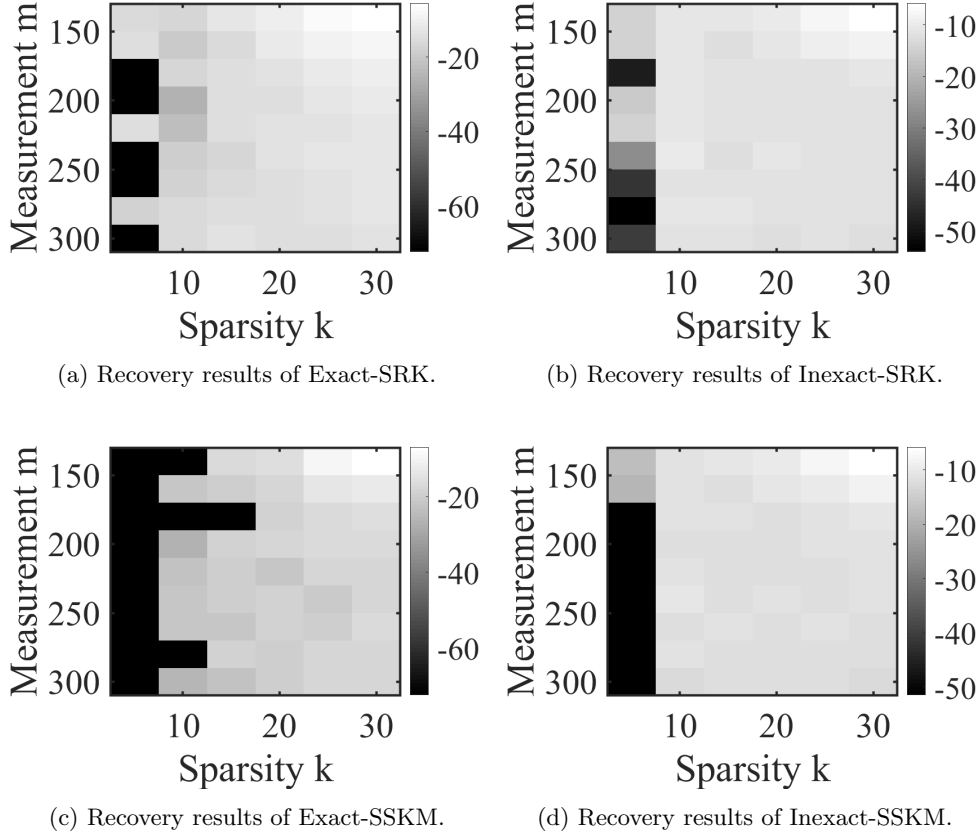
**Parameter tuning for  $\lambda$ .** In this test, let  $n = 200$ ,  $m = 140 : 20 : 300$ (which means  $m$  is range from 140 to 300 with interval 20), and  $k = 5 : 5 : 30$ , the candidates of  $\lambda$  are 0.01, 0.1, 1, 5, 10. For a given  $m$  and  $n$ , under each  $\lambda$ , we run experiments for 100 times with different  $\mathbf{A}$  and  $\hat{\mathbf{x}}$  by SSKM method with exact step and record the  $\lambda$  having the least MSE.  $\beta = m/2$  in each step. The results are shown in Fig 1. We can find that the smaller the ratio  $m/k$  is, the larger the  $\lambda$  is can get a better performance. Especially, when  $\lambda = 1$ , SSKM method can usually achieve the least MSE. As a result, we set  $\lambda = 1$  in our remaining tests.

**Parameter tuning for  $\beta$ .** In this test, we set  $n = 500$ ,  $m = 200$ ,  $k = 20$ ,  $\lambda = 1$ , and the candidates of  $\beta$  are chosen from  $1, \frac{m}{4}, \frac{m}{2}, m$ .  $\beta_k = \beta$  for all iterations. Under each  $\beta$ , we also run 100 times independent experiments. We applied SSKM method by both exact step and inexact step and record their mean MSE and standard variation. The results are shown in Table 2. We can find that the best performance of SSKM method can be achieved when  $\beta = 50$  for inexact step and  $\beta = 100$  for exact step. Note that, the results of  $\beta = 50$  and  $\beta = 100$  are the same in a level for inexact method, but for exact method,  $\beta = 100$  can have an obvious advantage. So, in the remaining tests, we will set  $\beta = \frac{m}{2}$ .

**5.3. Comparisons among state-of-the-arts.** In this experiment, SRK method will be compared with SSKM method. Three aspects will be considered to evaluate their performance, namely MSE, robustness, convergence rate.

Table 2: The comparison of MSE among different  $\beta$ 

Name		$\beta = 1$	$\beta = 50$	$\beta = 100$	$\beta = 200$
Inexact	Mean MSE	0.01	$6.28 \times 10^{-4}$	$6.34 \times 10^{-4}$	$1.73 \times 10^{-3}$
	Variation	$1.71 \times 10^{-3}$	$5.40 \times 10^{-5}$	$8.16 \times 10^{-5}$	$8.71 \times 10^{-15}$
Exact	Mean MSE	$2.37 \times 10^{-5}$	$1.77 \times 10^{-13}$	$1.22 \times 10^{-17}$	$6.43 \times 10^{-7}$
	Variation	$1.18 \times 10^{-4}$	$1.07 \times 10^{-12}$	$1.07 \times 10^{-17}$	$8.51 \times 10^{-22}$

Fig. 2: Given  $n = 200$ , testing the performance of different algorithms without noise.

**MSE comparison.** In the test, given  $n = 200$ , sparsity  $k = 5 : 5 : 30$ ,  $m = 140 : 20 : 300$ .  $\lambda = 1$  and  $\beta = \frac{m}{2}$ . Under each  $m$  and  $k$ , we record its mean MSE from 100 tests with different  $\hat{\mathbf{x}}$  and  $\mathbf{A}$ . The results are shown in Figure 2.

From Figure 2, we can find that for both methods, MSE increases with  $m/n$  when  $k$  is given. When  $m/n$  is fixed, the MSE decreases with sparsity  $k$ . This phenomena is compatible with commonsense. Notice that, SSKM method can have a more stable performance and its corresponding MSE is lower. Moreover, we can also find that in the noiseless case, the results of SSKM method utilizing inexact step is worse than the exact step.

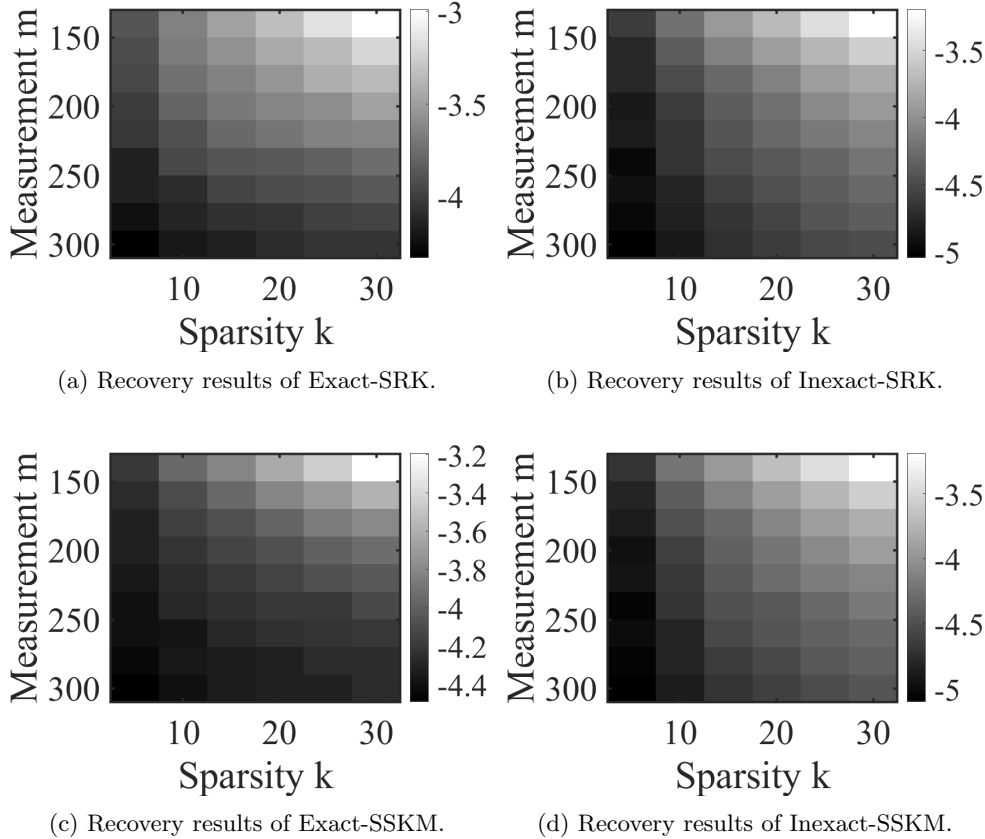


Fig. 3: Given  $n = 200$ , testing the performance of different algorithms with the noise

**Robustness comparison.** In the test, given  $n = 200$ , sparsity  $k = 5 : 5 : 30$ ,  $m = 140 : 20 : 300$ ,  $\lambda = 1$  and  $\beta = \frac{m}{2}$ . The level of the measurement noise is 10%. For each  $m$  and  $k$ , we record its mean MSE by 100 tests with different  $\hat{\mathbf{x}}$  and  $\mathbf{A}$ . The results are shown in Figure 3.

From Figure 3, we can find that both methods can resist the noise in some degree. When  $m/k$  is larger, we can get a better performance. On the contrary, SSKM method utilizing inexact step performs better than exact step. In [14], similar phenomena can also be noticed. It is caused to the corruption by the noise, which makes the estimation calculated by exact step have larger bias. Thus, the efficiency of the exact step becomes lower.

**Convergence speed comparison.** In this test, we only consider the noiseless condition. Given  $n = 200$ , sparsity  $k = 30$ ,  $m$  is chosen from 150, 200, 300,  $\lambda = 1$  and  $\beta = \frac{m}{2}$ . For each  $m$ , we record its MSE from 100 tests with different  $\hat{\mathbf{x}}$  and  $\mathbf{A}$ . The results are shown in Figure 4.

From Figure 4, we can find that SSKM method can have a faster convergence rate and lower MSE than SRK method. This phenomena is due the greedy sampling rule, which picks out the most violated row. At the same time, we can also find that

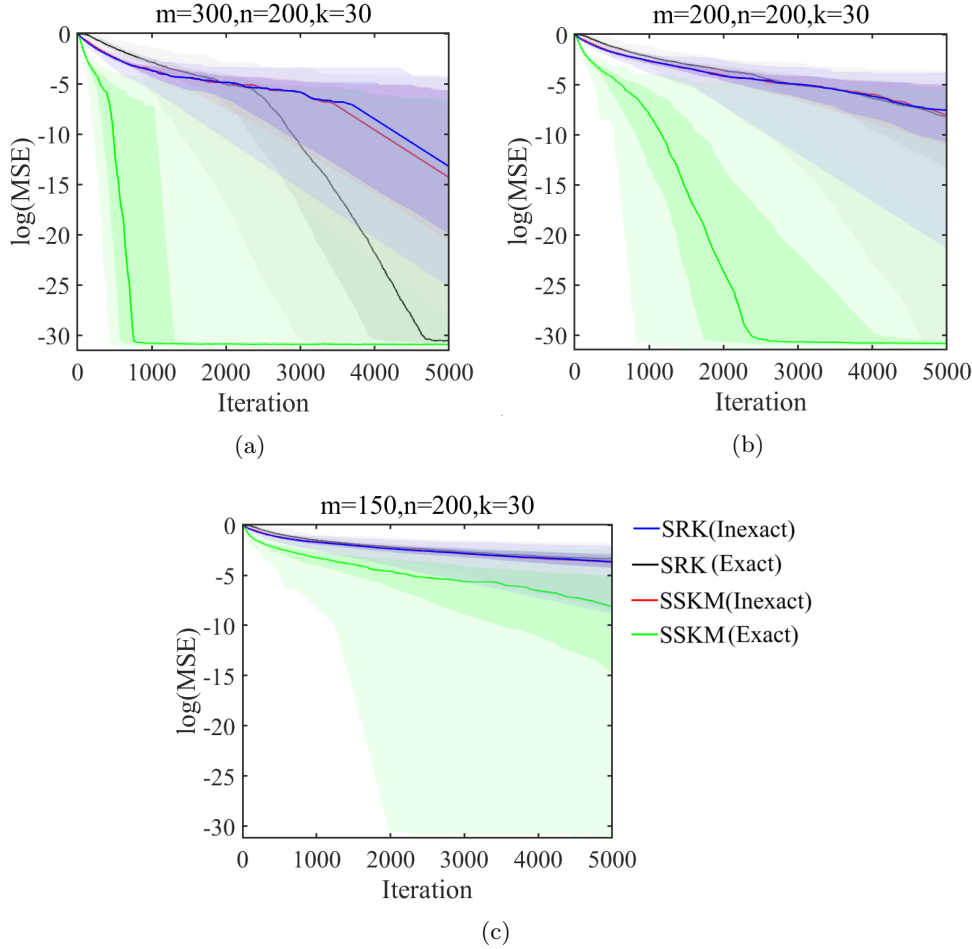


Fig. 4: Comparison of different methods for convergence speed. Thick line shows median over 100 trials, light area is between minimum and maximum, and darker area indicates 25th and 75th quantile(color figure online).

SSKM method utilizing exact step can have a faster convergence speed than utilizing inexact step.

#### 5.4. Real data.

**Real matrix.** In this simulation, we will verify the performance of SSKM method under some real matrices[19]. The matrices are collected in *The university of florida sparse matrix collection* which are originated in different kinds of applications. In this test, under each matrix  $\mathbf{A}$ , we generate 100 different ground truth  $\hat{\mathbf{x}}$  and calculate  $\mathbf{A}\hat{\mathbf{x}}$  as observed data  $\mathbf{b}$ .

CPU and IT mean the arithmetical average of the elapsed CPU times and the required iteration steps once the MSE is below  $10^{-6}$  with respect to 100 times repeated runs of the corresponding method.  $\text{Cond}(A)$  refers to the condition number of  $\mathbf{A}$ , and

Table 3: The results of different methods dealing with the real data.

Name	model1	Trefethen_300	WorldCities	Trefethen_20	flower_5_1	
$m \times n$	$362 \times 798$	$300 \times 300$	$315 \times 100$	$20 \times 20$	$211 \times 201$	
Density	0.34%	5.20%	23.87%	39.50%	1.42%	
Cond( $\mathbf{A}$ )	17.57	1772.69	66.00	63.09	Inf	
Sparsity	20	20	20	20	20	
RK	IT	–	–	2977.9	11886	–
	CPU	–	–	0.41	16.78	–
SRK	IT	6023.3	11213	9870.4	27783	4519.8
	CPU	0.58	0.56	0.29	0.62	0.17
SSKM	IT	884.41	2560.2	2575.5	9395.6	864.72
	CPU	0.47	0.49	0.69	0.28	0.15

the density of  $\mathbf{A}$  is also defined as

$$\text{Density} := \frac{\text{number of nonzeros of } \mathbf{A}}{m \times n}.$$

We only make comparison in the noiseless case. The SSKM and SRK method utilize exact step. The results are shown in Table 3.


From Table 3, we can find out that the SSKM method can achieve the best performance. It requires least iterations and CPU time to terminate. Although the sampling rule of the SSKM method demands a larger burden of time at each iteration, the overall iteration times of it can remedy this drawback and achieve a fewer CPU time.

**Phantom picture.** In this test, we will study an academic tomography problem. The underlying model in the test problem consists of straight X-rays which penetrate the object, afterwards the damping is recorded. According to Lambert-Beer’s law, and after taking the logarithm of the recorded data, the damping is given as a line integral along the X-ray of the object’s attenuation coefficient, which is formulated as a linear equations model  $\mathbf{Ax} = \mathbf{b}$ .

We used the AIRtools toolbox[20] to generate the matrix  $\mathbf{A}$ . In this test,  $n = 2500$ ,  $m = 2049$ . The image of interest is shepplogan shown in Figure 5(a), which is sparse; thus we can apply sparse kaczmarz method to recover it from dump. In this test, we compare SSKM with SRK method. The results are shown in Figure 5. Here, both SSKM and SRK method use the exact step in the test.

From Figure 5, we can find that the SSKM method has advantages over the SRK by the quality of the recovered image. Although the matrix is of rank deficiency, by utilizing the sparsity structure of image, we can still find the ground truth. It will shed on light on more applications to utilize prior information to recover signal of interest with fewer measurements.

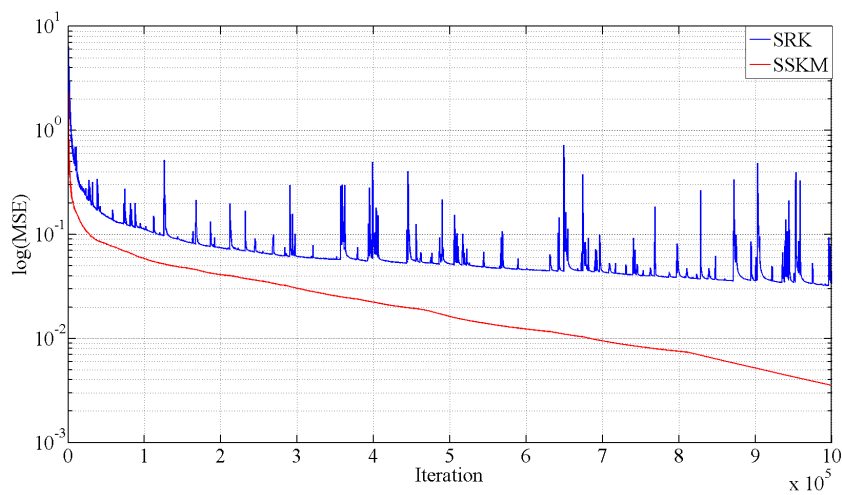
**6. Conclusion.** In this paper, we introduce the SSKM method to find the sparse solutions of linear systems. It combines the Bregman projection and the Sampling Kaczmarz-Motzkin method. The former helps us to find the sparse solution implicitly; The latter is employed to accelerate the convergence rate of the method. Theoretically, we prove linear convergence of the SSKM method for the noiseless and noisy cases respectively. Numerical tests from both simulations and applications demonstrate the



(a) Original.

(b) Recovered by SSKM.

(c) Recovered by SRK.



(d) The curves of MSE for SSKM and SRK method.

Fig. 5: Experiment results. (a) is the original picture. (b) is the result recovered by SSKM method.(c) is the result recovered by the SRK method. (d) is the error curve.

effectiveness of the proposed method.

**7. Acknowledgment.** The paper is granted by the National Natural Science Foundation:11971480, 61977065, and the Hunan Province excellent youngster Foundation:2020JJ3038.

#### REFERENCES

- [1] S. Kaczmarz. Angenäherte auflösung von systemen linearer gleichungen. *Bull.int.acad.pol.sci.lett.a*, 1937.
- [2] G Richard, Robert.B, and T.H Gabor. Algebraic reconstruction techniques (art) for three-dimensional electron microscopy and x-ray photography. *Journal of Theoretical Biology*, 29(3):471,IN1,477–476,IN2,481, 1970.
- [3] K.M Sezan and H Stark. Applications of convex projection theory to image recovery in tomography and related areas. *Image recovery:Theory and application*, pages 451–462, 1987.
- [4] C Yair. The mathematics of computerized tomography (classics in applied mathematics, vol.



- 32). *Inverse Problems*, 18(1):283–284, 2002.
- [5] T Strohmer and R Vershynin. A randomized kaczmarz algorithm with exponential convergence. *Journal of Fourier Analysis and Applications*, 15(2):262, 2009.
- [6] J Briskman and D Needell. Block kaczmarz method with inequalities. *Journal of Mathematical Imaging and Vision*, 52(3):385–396, 2015.
- [7] D Leventhal and A.S Lewis. Randomized methods for linear constraints: Convergence rates and conditioning. *Mathematics of Operations Research*, 35(3):641–654, 2010.
- [8] D Needell and J.A Tropp. Paved with good intentions: Analysis of a randomized block kaczmarz method. *Linear Algebra and its Applications*, 441:199–221, 2014.
- [9] A. Agaskar, C. Wang, and Y. M. Lu. Randomized kaczmarz algorithms: Exact mse analysis and optimal sampling probabilities. In *2014 IEEE Global Conference on Signal and Information Processing (GlobalSIP)*, pages 389–393, 2014.
- [10] Y.C Eldar and D Needell. Acceleration of randomized kaczmarz method via the johnson—lindenstrauss lemma. *Numerical Algorithms*, 58(2):163–177, 2011.
- [11] D Needell, R Ward, and N Srebro. Stochastic gradient descent, weighted sampling, and the randomized kaczmarz algorithm. *Mathematical Programming*, 155(1):1017–1025, 2014.
- [12] D.A Lorenz, F Schöpfer, and S Wenger. The linearized bregman method via split feasibility problems: Analysis and generalizations. *Siam Journal on Imaging Sciences*, 7(2):1237–1262, 2014.
- [13] D. A. Lorenz, S. Wenger, F. Schöpfer, and M. Magnor. A sparse kaczmarz solver and a linearized bregman method for online compressed sensing. In *2014 IEEE International Conference on Image Processing (ICIP)*, pages 1347–1351, 2014.
- [14] F Schöpfer and D.A Lorenz. Linear convergence of the randomized sparse kaczmarz method. *Mathematical Programming*, (173):509–536, 2019.
- [15] R.T Rockafellar and R.J.-B Wets. *Variational analysis*, volume 317. Springer Science & Business Media, 2009.
- [16] M.J Lai and W.T. Yin. Augmented  $l_1$  and nuclear-norm models with a globally linearly convergent algorithm. *Siam Journal Imaging Science*, 6(2):1059–1091, 2013.
- [17] H Zhang, L.Z Cheng, and W.T Yin. A dual algorithm for a class of augmented convex signal recovery models. *Communication in Mathematical Science*, 13(1):103–112, 2015.
- [18] J Haddock and A Ma. Greed works: An improved analysis of sampling kaczmarz-motkzin. *arXiv: Numerical Analysis*, 2019.
- [19] T.A Davis and Y.F Hu. The university of florida sparse matrix collection. *ACM Transactions on mathematical software*, 38(2):1–25, 2011.
- [20] P.C Hansen and S Jakob. Air tools ii: algebraic iterative reconstruction methods, improved implementation. *Numerical Algorithms*, 2017.