

Enhancement of spin-orbit coupling in Dirac semimetal Cd_3As_2 films by Sb-doping

Yusuke Nakazawa,¹ Masaki Uchida,^{1,2,*} Shinichi Nishihaya,¹

Mizuki Ohno,¹ Shin Sato,¹ and Masashi Kawasaki^{1,3}

¹*Department of Applied Physics and Quantum-Phase Electronics Center (QPEC),
the University of Tokyo, Tokyo 113-8656, Japan*

²*PRESTO, Japan Science and Technology Agency (JST), Tokyo 102-0076, Japan*

³*RIKEN Center for Emergent Matter Science (CEMS), Wako 351-0198, Japan*

(Dated: January 12, 2021)

Abstract

We present a study on magnetotransport in films of the topological Dirac semimetal Cd_3As_2 doped with Sb grown by molecular beam epitaxy. In our weak antilocalization analysis, we find a significant enhancement of the spin-orbit scattering rate, indicating that Sb doping leads to a strong increase of the pristine band-inversion energy. We discuss possible origins of this large enhancement by comparing Sb-doped Cd_3As_2 with other compound semiconductors. Sb-doped Cd_3As_2 will be a suitable system for further investigations and functionalization of topological Dirac semimetals.

Topologically non-trivial phases are commonly characterized by band inversion induced by large spin-orbit coupling¹⁻³. As seen in the field of topological insulators, tuning the band inversion through modulation of the spin-orbit coupling has advanced the understanding such as of topological phase transitions^{4,5}. A topological Dirac semimetal, which is characterized by stable pairs of bulk Dirac dispersions in the presence of band inversion, is regarded as an ideal platform to study a variety of topological phases⁶⁻⁹. In particular, tuning the band inversion in topological Dirac semimetals does not only serve as a source of various topological phase transitions but also allows to control the separation of the Dirac points in the momentum space, leading to exotic quantum transport phenomena. Moreover, the quantum spin Hall insulator phase in quantum confinement⁸ can be stabilized by increasing the band-inversion energy. These few examples already suggest that gaining control over the tunability of the spin-orbit coupling is strongly desired for investigations of topological Dirac semimetals.

Cd_3As_2 is prototypical topological Dirac semimetal¹⁰⁻¹⁵, exhibiting a simple band structure, where only Cd 5s and As 4p bands, which form the Dirac dispersions, exist over a wide energy range around the Fermi level, as shown in Fig. 1(a). As an example of exotic quantum transport, quantum Hall states mediated by both the surface and bulk states^{16,17} have been reported in this compound. Although chemical doping has been considered effective for tuning the band inversion as in the cases of topological insulators, it has been limited to Zn- and P-doping because of the high volatility of Cd_3As_2 itself^{18,19}. Also in high-crystallinity Cd_3As_2 films obtained by solid-phase epitaxy^{13,17,20,21}, Zn-doping has been demonstrated to successfully modulate the quantum transport and to induce a topological phase transition to a trivial insulator simply by reducing the spin-orbit coupling^{17,22,23}. Unfortunately, however, solid-phase epitaxy does not work on other dopant elements, and so far, chemical doping efficiently enhancing the spin-orbit coupling has not been reported for Cd_3As_2 .

Doping Sb which exhibiting a large spin-orbit coupling is promising to overcome this issue. From the band-gap change measured in P-doped Cd_3As_2 , 10 % Sb-doping is expected to increase the valence-band-maximum energy by 80 meV, judged from the band alignment of conventional compound semiconductors^{19,24}. In addition to enhancement of the band-inversion energy, lowering of the Fermi level is also expected, as shown in Fig. 1(a). This is because the main origin of the *n*-type carriers in Cd_3As_2 is the deficiency at the anion site (As and Sb), and since Sb is less volatile than As, a decrease of the carrier density can

be expected. Considering that it is difficult to dope especially volatile atoms into Cd_3As_2 under thermal equilibrium, molecular beam epitaxy, which is thermally a non-equilibrium process as compared to solid-phase epitaxy, is expected more suitable to dope Sb into Cd_3As_2 effectively. For undoped Cd_3As_2 , high-quality films have been grown also by molecular-beam epitaxy, and a quantum Hall state has been observed for the films with two-dimensional Fermi surface²⁵. Quantum Hall states have also been observed for the films with thickness of three-dimensional Fermi surface, where involved magnetic orbits can be described neither by a simple two-dimensional nor by a three-dimensional electronic state²⁶. In this letter, we report transport signatures of an enhancement of spin-orbit coupling in single-crystalline $\text{Cd}_3(\text{As}_{1-y}\text{Sb}_y)_2$ films grown by molecular-beam epitaxy. A systematic analysis of weak antilocalization in films with various Sb concentrations reveals that the spin-orbit scattering rate is dramatically enhanced by Sb doping.

$\text{Cd}_3(\text{As}_{1-y}\text{Sb}_y)_2$ films with y ranging from 0.005 to 0.24 were grown by molecular-beam epitaxy, following the same procedure described in Ref.²⁶. The single-crystalline (1 1 1)A CdTe substrate was heated at 160 °C during the growth. The molecular beams were simultaneously provided from conventional Knudsen cells containing 6N Cd and 6N Sb and a valved cracker source containing 7N5 As. The beam equivalent pressures were set to 1×10^{-4} Pa for Cd and As_4 and 0.05 - 5×10^{-5} Pa for Sb. Transport measurements were performed by using the conventional four-terminal method on film samples of 5 mm \times 1 mm size.

Figure 1(b) shows a cross-sectional scanning transmission electron microscopy (STEM) image taken on a $\text{Cd}_3(\text{As}_{1-y}\text{Sb}_y)_2$ film with $y = 0.15$. $\text{Cd}_3(\text{As}_{1-y}\text{Sb}_y)_2$ layers are clearly formed from the heterointerface to the CdTe substrate. An x-ray diffraction (XRD) θ - 2θ scan for the $y = 0.15$ film in Fig. 1(c) shows the reflections from the $\{1\ 1\ 2\}$ lattice planes without any impurity phases. As shown in Fig. 1(d), XRD scans show a systematic peak shift with increasing y , indicating that the lattice constant systematically increases upon Sb doping. The film thicknesses determined by atomic force microscopy are 186 nm, 156 nm, 82 nm, 52 nm, and 83 nm for $y = 0.005, 0.07, 0.12, 0.15,$ and 0.24 samples, respectively. These thickness variation is caused by difficulty of estimating accurate growth rate for each sample due to Sb doping effects. However, transport properties of the $\text{Cd}_3(\text{As}_{1-y}\text{Sb}_y)_2$ samples show systematic dependence on the Sb concentration as presented below, indicating that the thickness variation does not have a considerable effect on discussions.

Figure 2(a) shows longitudinal resistance R_{xx} and Hall resistance R_{yx} , taken on the $y =$

0.15 film with sweeping the magnetic field at 2 K. R_{yx} has a positive slope and is slightly bent at low fields. This indicates that the conduction is dominated by holes ($p \sim 10^{18} \text{ cm}^{-3}$) and that there is a small number of remnant electrons ($n \sim 10^{15} \text{ cm}^{-3}$). The low-temperature carrier mobility and carrier density obtained for all the $\text{Cd}_3(\text{As}_{1-y}\text{Sb}_y)_2$ films are summarized in Figs. 2(b) and 2(c). As also confirmed from the Hall resistance in Figs. 2(d) - 2(i), the electron carrier density is systematically reduced with Sb doping. For $y = 0.12$, the Fermi energy measured from the Dirac points is estimated from its carrier density to be about 40 meV, and the saddle point energy is estimated to be about 100 meV^{19,24}, suggesting that the Fermi energy is located inside the band-inversion region. At $y = 0.15$, the hole carriers become dominant. This indicates that the deficiency at As sites is greatly suppressed by Sb doping as expected, and eventually the system becomes p type. As commonly observed in III-V and II-VI compound semiconductors, the valence band level is higher in heavier anions^{24,27}. Based on these observations in the conventional compound semiconductors, the valence band level of Cd_3As_2 is also expected to be shifted higher by Sb doping, and hole carriers are considered to become easier to be induced as a result of the shallower valence band level.

Magnetoresistivity ratio $\text{MRR} \equiv [\rho(B) - \rho(0)]/\rho(0) = \Delta\rho(B)/\rho(0)$ of the $\text{Cd}_3(\text{As}_{1-y}\text{Sb}_y)_2$ films at 2 K are shown in Figs. 2(j) - 2(n). Due to Sb doping, the shape of the MRR curves changes from parabolic-like in the lightly doped region to cusp-like in the heavily-doped region. This change indicates that the Sb doping suppresses the classical magnetoresistivity and enhances weak antilocalization effects as discussed below. The magnitude of the classical magnetoresistivity originating from the Lorentz force is expressed by

$$\frac{\Delta\rho_{\text{orb}}(B)}{\rho(0)} \approx (\mu B)^2, \quad (1)$$

with the carrier mobility μ ²⁸, and, therefore, its contribution decreases when the carrier mobility is reduced.

The observed magnetoresistivity ρ_{total} can be expressed as $\rho_{\text{total}} = \rho_{\text{orb}} + \rho_{\text{WAL}}$, where ρ_{orb} is the classical magnetoresistivity and ρ_{WAL} is a quantum correction to the magnetoresistivity due to weak antilocalization. According to Kohler's rule²⁹, Eq. (1) can be rewritten as

$$\frac{\Delta\rho_{\text{orb}}(B)}{\rho(0)} = k \left(\frac{B}{\rho(0)} \right)^2 \quad (2)$$

with a temperature-independent constant k , as long as the carrier density is independent

of temperature. In the present case, k can be obtained by fitting the total magnetoresistivity at high temperatures ($T \sim 50$ K), above which only $\Delta\rho_{\text{orb}}(B)$ is observed. By using this k value, $\Delta\rho_{\text{WAL}}(B)$ at low temperatures can be derived by subtracting $\Delta\rho_{\text{orb}}(B)$ from $\Delta\rho_{\text{total}}(B)$. Details about the subtraction of the classical magnetoresistivity can be found in the Supplementary Materials³⁰.

Figure 3(a) shows $\Delta\rho_{\text{WAL}}(B) \equiv \Delta\rho_{\text{total}}(B) - \Delta\rho_{\text{orb}}(B)$ at 2 K for all examined $\text{Cd}_3(\text{As}_{1-y}\text{Sb}_y)_2$ films. Before moving on to a detailed discussion of the weak antilocalization, we first check the dimensionality of the $\text{Cd}_3(\text{As}_{1-y}\text{Sb}_y)_2$ films. The dimensionality of weak localization and weak antilocalization is determined by comparing the film thickness t to the dephasing length $L_\phi = \sqrt{D\tau_\phi}$, with the diffusion coefficient D and the dephasing scattering time τ_ϕ . The dephasing process is dominated by inelastic scatterings including electron-phonon and electron-electron scattering³¹. When L_ϕ is smaller than t , the quantum interference process causing the weak antilocalization is treated as three-dimensional (Fig. 3(b)), and otherwise, as two-dimensional (Fig. 3(c)). In the case of our $\text{Cd}_3(\text{As}_{1-y}\text{Sb}_y)_2$ films, we employed both two-dimensional and three-dimensional models to obtain L_ϕ and compare it with t to determine the dimensionality of the weak antilocalization. For $y = 0.07 - 0.24$, the experimental data can be well fitted by the three-dimensional weak antilocalization model³¹⁻³⁴ as presented in Figs. 3(d) - 3(g), and L_ϕ obtained from this model is smaller than t . This suggests that the weak antilocalization observed in these films can be treated as three-dimensional. On the other hand, for $y = 0.005$, a narrow dip observed at low fields ($B < 40$ mT) cannot be described by the three-dimensional model. Instead, it is well fitted by the two-dimensional weak antilocalization model^{35,36}, and L_ϕ for the $y = 0.005$ film obtained from the two-dimensional model satisfies $L_\phi > t$, suggesting that the weak antilocalization observed in this film is of two-dimensional nature. Two-dimensional weak antilocalization has also been reported for undoped Cd_3As_2 films previously³⁷. In the following discussion, we focus on the three-dimensional weak antilocalization observed in $y = 0.07 - 0.24$ films. See also the Supplementary Materials for further discussion on the dimensionality and the fitting of the $y = 0.005$ film³⁰.

Three-dimensional weak localization and weak antilocalization including the effect of the spin-orbit coupling are expressed as^{31-34,38}

$$\begin{aligned} \frac{\Delta\rho_{\text{WAL}}(B)}{\rho^2(0)} &= \frac{e^2}{2\pi^2\hbar} \sqrt{\frac{eB}{\hbar}} \left(\frac{1}{2\sqrt{1-\gamma}} \left[f_3\left(\frac{B}{B_-}\right) - f_3\left(\frac{B}{B_+}\right) \right] - f_3\left(\frac{B}{B_2}\right) \right. \\ &\quad \left. - \sqrt{\frac{4B_{\text{SO}}}{3B}} \left[\frac{1}{\sqrt{1-\gamma}} (\sqrt{t_+} - \sqrt{t_-}) + \sqrt{t} - \sqrt{t+1} \right] \right), \end{aligned} \quad (3)$$

where

$$\begin{aligned} \gamma &= \left[\frac{3g^*\mu_B B}{4eD(2B_{\text{SO}} - B_0)} \right]^2, \\ B_{\pm} &= B_{\phi} + \frac{1}{3}(2B_{\text{SO}} - B_0) \left(1 \pm \sqrt{1-\gamma} \right), \\ B_{\phi} &= B_i + B_0, \quad B_2 = B_i + \frac{1}{3}B_0 + \frac{4}{3}B_{\text{SO}}, \\ t &= \frac{3B_{\phi}}{2(B_{\text{SO}} - B_0)}, \quad t_{\pm} = t + \frac{1}{2} \left(1 \pm \sqrt{1-\gamma} \right), \\ f_3(z) &= \sum_{N=0}^{\infty} \left[2 \left(\sqrt{N+1+z} - \sqrt{N+z} \right) - \frac{1}{\sqrt{N+\frac{1}{2}+z}} \right]. \end{aligned}$$

Here, g^* is the Landé factor, μ_B is the Bohr magneton, and $D = \mu k_B T / e$ is the diffusion constant. The characteristic fields B_j ($j = i, \text{SO}, \text{ and } 0$) are related to the characteristic scattering times through $B_j = \hbar / 4eD\tau_j$, where the indices denote inelastic, spin-orbit, and residual scattering, respectively. The dephasing scattering time τ_{ϕ} is defined by

$$\frac{1}{\tau_{\phi}(T)} = \frac{1}{\tau_0} + \frac{1}{\tau_i(T)}, \quad (4)$$

where its temperature dependence is governed by τ_i , and its low-temperature limit is determined by temperature-independent τ_0 ³¹. In the spin-orbit scattering process, on the other hand, not only the momentum but also the spin direction of the scattered electrons is changed due to the spin-orbit interaction³⁹. In the limit of $1/\tau_i \gg 1/\tau_{\text{SO}}$, Eq. (3) describes weak localization, and in the opposite limit, $1/\tau_{\text{SO}} \gg 1/\tau_i$, it describes weak antilocalization.

Temperature dependences of $1/\tau_{\phi}$ and $1/\tau_{\text{SO}}$ are shown in Figs. 4(a) and 4(b). An exponential temperature dependence of $1/\tau_{\phi}$ is confirmed for all films. The extracted exponents $p = 1.9 - 3.1$ are quite typical for three-dimensional systems in the diffusive regime. Similar exponents $p \sim 2 - 4$ have been previously reported for conventional compound semiconductors^{31,40,41}.

$1/\tau_{\text{SO}}$ is significantly enhanced by Sb doping, as shown in Fig. 4(b). The spin-orbit scattering cross section of an impurity σ_{SO} has been previously studied theoretically and

experimentally⁴²⁻⁴⁵, and it is expressed as

$$\sigma_{\text{SO}} \sim \frac{1}{\tau_{\text{SO}}} \sim \sum_{l \geq 0} \frac{l(l+1)}{2l+1} \xi_l^2 n_l^2(E_F), \quad (5)$$

where l is the azimuthal quantum number for impurity atoms, ξ_l is half of the spin-orbit constant⁴², and $n_l(E_F)$ is the angular momentum resolved local density of states of the impurity atoms at the Fermi level. Eq. (5) suggests that $1/\tau_{\text{SO}}$ largely depends on the local density of p states ($l = 1$) of impurity at the Fermi level ($n_{l=1}(E_F)$)⁴², and, therefore, the observed enhancement of $1/\tau_{\text{SO}}$ in $\text{Cd}_3(\text{As}_{1-y}\text{Sb}_y)_2$ is considered a result of a larger $n_{l=1}(E_F)$ with an increased impurity density by Sb doping.

The relation between $1/\tau_{\text{SO}}$ and $1/\tau_\phi$ obtained for the $\text{Cd}_3(\text{As}_{1-y}\text{Sb}_y)_2$ films is summarized in Fig. 4(c), and compared with previously reported data on both three-dimensional and two-dimensional systems^{40,41,46-50}. In particular, a large enhancement of $1/\tau_{\text{SO}}$ has been observed for the p -type $\text{Cd}_3(\text{As}_{1-y}\text{Sb}_y)_2$ films, and this may suggest that a similar enhancement can be also expected for conventional compound semiconductors where the following two conditions are satisfied: (i) the doping takes place at the anion sites and (ii) the Fermi level is tuned into the valence band. For the compound semiconductors shown in Fig. 4(c), at least one of these conditions is not satisfied. It is further suggested that a large enhancement of $1/\tau_{\text{SO}}$ can be expected, for example, for p -type $\text{GaAs}_{1-x}\text{Sb}_x$ and p -type $\text{InP}_{1-x}\text{As}_x$, which satisfy the aforementioned two conditions but these samples have not been examined yet.

In summary, we have systematically investigated magnetotransport of $\text{Cd}_3(\text{As}_{1-y}\text{Sb}_y)_2$ films with varying Sb concentrations $y = 0.005 - 0.24$. Weak antilocalization is commonly observed in the $\text{Cd}_3(\text{As}_{1-y}\text{Sb}_y)_2$ films and has been analyzed using a three-dimensional model. In the analysis, $1/\tau_{\text{SO}}$ is greatly enhanced upon increasing the Sb concentration. In particular, the Fermi energy of the $y = 0.12$ film is estimated to be located inside the band-inversion region, based on the band alignment of conventional compound semiconductors. Our demonstration of a large enhancement of the spin-orbit coupling in $\text{Cd}_3(\text{As}_{1-y}\text{Sb}_y)_2$ films paves the way for further investigations and functionalization of topological Dirac semimetals, including the realization of a robust quantum spin Hall insulator phase under confinement conditions as in HgTe/CdTe quantum wells^{8,51,52}. Tuning a confinement-induced sub-band position and the Fermi energy inside the band-inversion region is considered more feasible with the increased band inversion in $\text{Cd}_3(\text{As}_{1-y}\text{Sb}_y)_2$.

We thank N. Nagaosa and M. Tokunaga for fruitful discussions. We also thank M. Kriener

for proofreading of the manuscript. This work was supported by JST PRESTO Grant No. JPMJPR18L2 and CREST Grant No. JPMJCR16F1, Japan, and by Grant-in-Aids for Scientific Research (B) No. JP18H01866 from MEXT, Japan.

* Author to whom correspondence should be addressed : m.uchida@phys.titech.ac.jp

- ¹ M. Z. Hasan and C. L. Kane, Colloquium : Topological insulators, *Rev. Mod. Phys.* **82**, 3045 (2010).
- ² X.-L. Qi and S.-C. Zhang, Topological insulators and superconductors, *Rev. Mod. Phys.* **83**, 1057 (2011).
- ³ N. P. Armitage, E. J. Mele, and A. Vishwanath, Weyl and Dirac semimetals in three-dimensional solids, *Rev. Mod. Phys.* **90**, 015001 (2018).
- ⁴ H. Guo, K. Sugawara, A. Takayama, S. Souma, T. Sato, T. Satoh, A. Ohnishi, M. Kitaura, M. Sasaki, Q.-K. Xue, and T. Takahashi, Evolution of surface states in $\text{Bi}_{1-x}\text{Sb}_x$ alloys across the topological phase transition, *Phys. Rev. B* **83**, 201104(R) (2011).
- ⁵ S.-Y. Xu, Y. Xia., L. A. Wray, S. Jia, F. Meier, J. H. Dil, J. Osterwalder, B. Slomski, A. Bansil, H. Lin, R. J. Cava, and M. Z. Hasan, Topological Phase Transition and Texture Inversion in a Tunable Topological Insulator, *Science* **332**, 560 (2011).
- ⁶ S. M. Young, S. Zaheer, J. C. Teo, C. L. Kane, E. J. Mele, and A. M. Rappe, Dirac Semimetal in Three Dimensions, *Phys. Rev. Lett.* **108**, 140405 (2012).
- ⁷ Z. Wang, Y. Sun, X.-Q. Chen, C. Franchini, G. Xu, H. Weng, X. Dai, and Z. Fang, Dirac semimetal and topological phase transitions in A_3Bi ($\text{A} = \text{Na}, \text{K}, \text{Rb}$), *Phys. Rev. B* **85**, 195320 (2012).
- ⁸ Z. Wang, H. Weng, Q. Wu, X. Dai, and Z. Fang, Three-dimensional Dirac semimetal and quantum transport in Cd_3As_2 , *Phys. Rev. B* **88**, 125427 (2013).
- ⁹ B.-J. Yang and N. Nagaosa, Classification of stable three-dimensional Dirac semimetals with nontrivial topology, *Nat. Commun.* **5**, 4898 (2014).
- ¹⁰ Z. K. Liu, J. Jiang, B. Zhou, Z. J. Wang, Y. Zhang, H. M. Weng, D. Prabhakaran, S.-K. Mo, H. Peng, P. Dudin, T. Kim, M. Hoesch, Z. Fang, X. Dai, Z. X. Shen, D. L. Feng, Z. Hussain, and Y. L. Chen, A stable three-dimensional topological Dirac semimetal Cd_3As_2 , *Nat. Mater.* **13**, 677 (2014).

- ¹¹ S. Jeon, B. B. Zhou, A. Gyenis, B. E. Feldman, I. Kimchi, A. C. Potter, Q. D. Gibson, R. J. Cava, A. Vishwanath, and A. Yazdani, Landau quantization and quasiparticle interference in the three-dimensional Dirac semimetal Cd_3As_2 , *Nat. Mater.* **13**, 851 (2014).
- ¹² P. J. W. Moll, N. L. Nair, T. Helm, A. C. Potter, I. Kimchi, A. Vishwanath, and J. G. Analytis, Transport evidence for Fermi-arc-mediated chirality transfer in the Dirac semimetal Cd_3As_2 , *Nature* **535**, 266 (2016).
- ¹³ M. Uchida, Y. Nakazawa, S. Nishihaya, K. Akiba, M. Kriener, Y. Kozuka, A. Miyake, Y. Taguchi, M. Tokunaga, N. Nagaosa, Y. Tokura, and M. Kawasaki, Quantum Hall states observed in thin films of Dirac semimetal Cd_3As_2 , *Nat. Commun.* **8**, 2274 (2017).
- ¹⁴ C. Zhang, A. Narayan, S. Lu, J. Zhang, H. Zhang, Z. Ni, X. Yuan, Y. Liu, J.-H. Park, E. Zhang, W. Wang, S. Liu, L. Cheng, L. Pi, Z. Sheng, S. Sanvito, and F. Xiu, Evolution of Weyl orbit and quantum Hall effect in Dirac semimetal Cd_3As_2 , *Nat. Commun.* **8**, 1272 (2017).
- ¹⁵ B.-C. Lin, S. Wang, S. Wiedmann, J.-M. Lu, W.-Z. Zheng, D. Yu, and Z.-M. Liao, Observation of an Odd-Integer Quantum Hall Effect from Topological Surface States in Cd_3As_2 , *Phys. Rev. Lett.* **122**, 036602 (2019).
- ¹⁶ C. Zhang, Y. Zhang, X. Yuan, S. Lu, J. Zhang, A. Narayan, Y. Liu, H. Zhang, Z. Ni, R. Liu, E. S. Choi, A. Suslov, S. Sanvito, L. Pi, H.-Z. Lu, and A. C, Quantum Hall effect based on Weyl orbits in Cd_3As_2 , *Nature* **565**, 331 (2019).
- ¹⁷ S. Nishihaya, M. Uchida, Y. Nakazawa, R. Kurihara, K. Akiba, M. Kriener, A. Miyake, Y. Taguchi, M. Tokunaga, and M. Kawasaki, Quantized surface transport in topological Dirac semimetal films, *Nat. Commun.* **10**, 2564 (2019).
- ¹⁸ H. Lu, X. Zhang, Y. Bian, and S. Jia, Topological Phase Transition in Single Crystals of $(\text{Cd}_{1-x}\text{Zn}_x)_3\text{As}_2$, *Sci. Rep.* **7**, 3148 (2017).
- ¹⁹ S. Thirupathaiah, I. Morozov, Y. Kushnirenko, A. V. Fedorov, E. Haubold, T. K. Kim, G. Shipunov, A. Maksutova, O. Kataeva, S. Aswartham, B. Büchner, and S. V. Borisenko, Spectroscopic evidence of topological phase transition in the three-dimensional Dirac semimetal $\text{Cd}_3(\text{As}_{1-x}\text{P}_x)_2$, *Phys. Rev. B* **98**, 085145 (2018).
- ²⁰ Y. Nakazawa, M. Uchida, S. Nishihaya, M. Kriener, Y. Kozuka, Y. Taguchi, and M. Kawasaki, Structural characterisation of high-mobility Cd_3As_2 films crystallised on SrTiO_3 , *Sci. Rep.* **8**, 2244 (2018).
- ²¹ M. Uchida, T. Koretsune, S. Sato, M. Kriener, Y. Nakazawa, S. Nishihaya, Y. Taguchi, R. Arita,

- and M. Kawasaki, Ferromagnetic state above room temperature in a proximitized topological Dirac semimetal, *Phys. Rev. B* **100**, 245148 (2019).
- ²² S. Nishihaya, M. Uchida, Y. Nakazawa, K. Akiba, M. Kriener, Y. Kozuka, A. Miyake, Y. Taguchi, M. Tokunaga, and M. Kawasaki, Negative magnetoresistance suppressed through a topological phase transition in $(\text{Cd}_{1-x}\text{Zn}_x)_3\text{As}_2$ thin films, *Phys. Rev. B* **97**, 245103 (2018).
- ²³ S. Nishihaya, M. Uchida, Y. Nakazawa, M. Kriener, Y. Kozuka, Y. Taguchi, and M. Kawasaki, Gate-tuned quantum Hall states in Dirac semimetal $(\text{Cd}_{1-x}\text{Zn}_x)_3\text{As}_2$, *Sci. Adv.* **4**, eaar5668 (2018).
- ²⁴ Y. Hinuma, A. Grüneis, G. Kresse, and F. Oba, Band alignment of semiconductors from density-functional theory and many-body perturbation theory, *Phys. Rev. B* **90**, 155405 (2014).
- ²⁵ T. Schumann, L. Galletti, D. A. Kealhofer, H. Kim, M. Goyal, and S. Stemmer, Observation of the Quantum Hall Effect in Confined Films of the Three-Dimensional Dirac Semimetal Cd_3As_2 , *Phys. Rev. Lett.* **120**, 016801 (2018).
- ²⁶ Y. Nakazawa, M. Uchida, S. Nishihaya, S. Sato, A. Nakao, J. Matsuno, and M. Kawasaki, Molecular beam epitaxy of three-dimensionally thick Dirac semimetal Cd_3As_2 films, *APL Mater.* **7**, 071109 (2019).
- ²⁷ Chris G. Van de Walle and J. Neugebauer, Universal alignment of hydrogen levels in semiconductors, insulators and solutions, *Nature* **423**, 626 (2003).
- ²⁸ A. B. Pippard, *Magnetoresistance in Metals* (Cambridge University Press, 1989).
- ²⁹ N. Luo and G. H. Miley, Kohler's rule and relaxation rates in high- T_c superconductors, *Physica C* **371**, 259 (2002).
- ³⁰ See Supplementary Materials for more information about the analysis of magnetoresistance.
- ³¹ J. J. Lin and J. P. Bird, Recent experimental studies of electron dephasing in metal and semiconductor mesoscopic structures, *J. Phys.: Condens. Matter.* **14**, R501 (2002).
- ³² H. Fukuyama and K. Hoshino, Effect of Spin-Orbit Interaction on Magnetoresistance in the Weakly Localized Regime of Three-Dimensional Disordered Systems, *J. Phys. Soc. Jpn.* **50**, 2131 (1981).
- ³³ S. Maekawa and H. Fukuyama, Magnetoresistance in Two-Dimensional Disordered Systems : Effects of Zeeman Splitting and Spin-Orbit Scattering, *J. Phys. Soc. Jpn.* **50**, 2516 (1981).
- ³⁴ D. V. Baxter, R. Richter, M. L. Trudeau, R. W. Cochrane, and J. O. Strom-Olsen, Fitting to magnetoresistance under weak localization in three dimensions, *J. Physique* **50**, 1673 (1989).

- ³⁵ G. Bergmann, Weak localization in thin films : a time-of-flight experiment with conduction electrons, *Physics Reports* **107**, 1 (1984).
- ³⁶ S. Hikami, A. I. Larkin, and Y. Nagaoka, Spin-Orbit Interaction and Magnetoresistance in the Two Dimensional Random System, *Prog. Theor. Phys.* **63**, 707 (1980).
- ³⁷ B. Zhao, P. Cheng, H. Pan, S. Zhang, B. Wang, G. Wang, F. Xiu, and F. Song, Weak antilocalization in Cd₃As₂ thin films, *Sci. Rep.* **6**, 22377 (2016).
- ³⁸ The summation function f_3 can be approximated by the formula

$$f_3(z) \approx 2 \left(\sqrt{2 + \frac{1}{z}} - \sqrt{\frac{1}{z}} \right) - \left[\left(\frac{1}{2} + \frac{1}{z} \right)^{-\frac{1}{2}} + \left(\frac{3}{2} + \frac{1}{z} \right)^{-\frac{1}{2}} \right] + \frac{1}{48} \left(2.03 + \frac{1}{z} \right)^{-\frac{3}{2}}$$
with sufficient accuracy. We used this approximation in the present analysis.
- ³⁹ A. A. Abrikosov and L. P. Gor'kov, Spin-orbit interaction and the Knight shift in superconductors, *JETP* **15**, 752 (1962).
- ⁴⁰ M. Oszwaldowski and T. Berus, Weak localization in InSb thin films heavily doped with lead, *Phys. Rev. B* **65**, 235418 (2002).
- ⁴¹ M. L. Peres, V. A. Chitta, N. F. Oliveira, Jr., D. K. Maude, P. H. O. Rappl, A. Y. Ueta, and E. Abramof, Antilocalization of hole carriers in Pb_{1-x}Eu_xTe alloys in the metallic regime, *Phys. Rev. B* **79**, 085309 (2009).
- ⁴² N. Papanikolaou, N. Stefanou, P. H. Dederichs, S. Geier, and G. Bergmann, First-principles calculations of the spin-orbit scattering cross section of *sp* impurities in Mg, *Phys. Rev. Lett.* **69**, 2110 (1992).
- ⁴³ S. Geier and G. Bergmann, Residual atomic behavior of (*sp*)-impurities in a Mg host, *Phys. Rev. Lett.* **68**, 2520 (1992).
- ⁴⁴ P. Monod and S. Schultz, Conduction electron spin-flip scattering by impurities in copper, *Journal de Physique* **43**, 393 (1982).
- ⁴⁵ D. V. Fedorov, P. Zahn, M. Gradhand, and I. Mertig, First-principles calculations of spin relaxation times of conduction electrons in Cu with nonmagnetic impurities, *Phys. Rev. B* **79**, 059901(E) (2009).
- ⁴⁶ S. A. Studenikin, P. T. Coleridge, N. Ahmed, P. J. Poole, and A. Sachrajda, Experimental study of weak antilocalization effects in a high-mobility In_xGa_{1-x}As/InP quantum well, *Phys. Rev. B* **68**, 035317 (2003).
- ⁴⁷ B. Grbić, R. Leturcq, T. Ihn, K. Ensslin, D. Reuter, and A. D. Wieck, Strong spin-orbit interactions and weak antilocalization in carbon-doped p-type GaAs/Al_xGa_{1-x}As, *Phys. Rev.*

- B **77**, 125312 (2008).
- ⁴⁸ R. L. Kallaher and J. J. Heremans, Spin and phase coherence measured by antilocalization in n -InSb thin films, Phys. Rev. B **79**, 075322 (2009).
- ⁴⁹ N. Thillozen, S. Cabanas, N. Kaluza, V. A. Guzenko, H. Hardtdegen, and Th. Schäpers, Weak antilocalization in gate-controlled $\text{Al}_x\text{Ga}_{1-x}\text{N}/\text{GaN}$ two-dimensional electron gases, Phys. Rev. B **73**, 241311(R) (2006).
- ⁵⁰ N. Thillozen, Th. Schäpers, N. Kaluza, H. Hardtdegen, and V. A. Guzenko, Weak antilocalization in a polarization-doped $\text{Al}_x\text{Ga}_{1-x}\text{N}/\text{GaN}$ heterostructure with single subband occupation, Appl. Phys. Lett. **88**, 0022111 (2006).
- ⁵¹ B. A. Bernevig, T. L. Hughes, and S.-C. Zhang, Quantum Spin Hall Effect and Topological Phase Transition in HgTe Quantum Wells, Science **314**, 1757 (2006).
- ⁵² M. König, S. Wiedmann, C. Brüne, A. Roth, H. Buhmann, L. W. Molenkamp, X.-L. Qi, and S.-C. Zhang, Quantum Spin Hall Insulator State in HgTe Quantum Wells, Science **318**, 766 (2007).

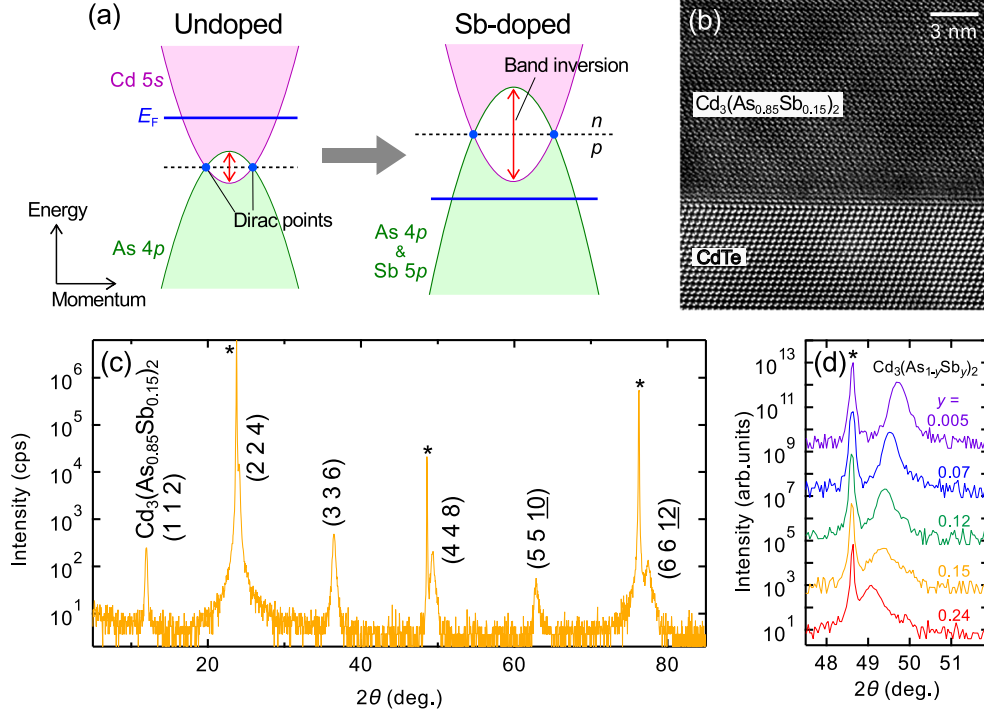


FIG. 1: (a) Schematic band-structure change induced by Sb doping in Cd_3As_2 . The band inversion is expected to be enhanced by Sb doping which exhibits a larger spin-orbit coupling than As. Electron carriers caused by As and Sb deficiency are also expected to be reduced. (b) Cross-section HAADF-STEM image and (c) XRD $\theta - 2\theta$ scan of a $\text{Cd}_3(\text{As}_{0.85}\text{Sb}_{0.15})_2$ film grown on a CdTe substrate. The asterisks denote peaks from the CdTe substrate. (d) XRD $\theta - 2\theta$ scans magnified around the (4 4 8) $\text{Cd}_3(\text{As}_{1-y}\text{Sb}_y)_2$ film peak with different Sb concentrations y . The Sb concentrations are estimated using Vegard's law, which linearly interpolates the lattice constants between $y = 0$ and 0.15 films determined by EDX analyses.

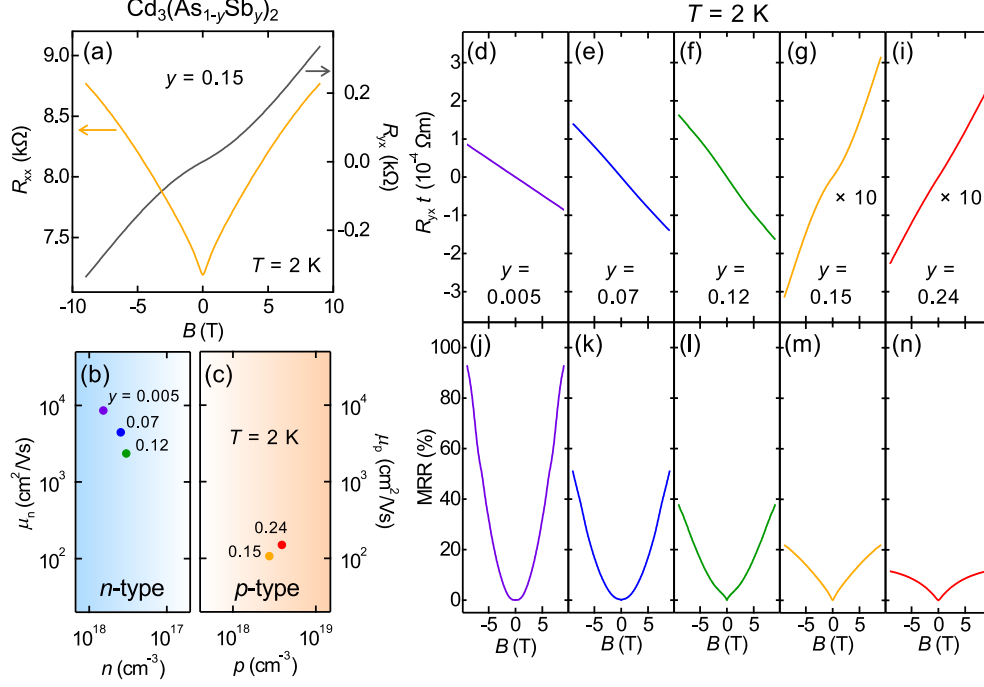


FIG. 2: (a) Longitudinal resistance R_{xx} and Hall resistance R_{yx} of $\text{Cd}_3(\text{As}_{0.85}\text{Sb}_{0.15})_2$ film at 2 K. The magnetic field B is applied out of plane. Mobility vs carrier density summarized for our $\text{Cd}_3(\text{As}_{1-y}\text{Sb}_y)_2$ films in (b) n -type and (c) p -type regions. (d)-(i) Hall resistance times thickness $R_{yx}t$ and (j)-(n) magnetoresistance ratio for our $\text{Cd}_3(\text{As}_{1-y}\text{Sb}_y)_2$ films at 2 K. In (g) and (i), the curves are multiplied by ten for clarity.

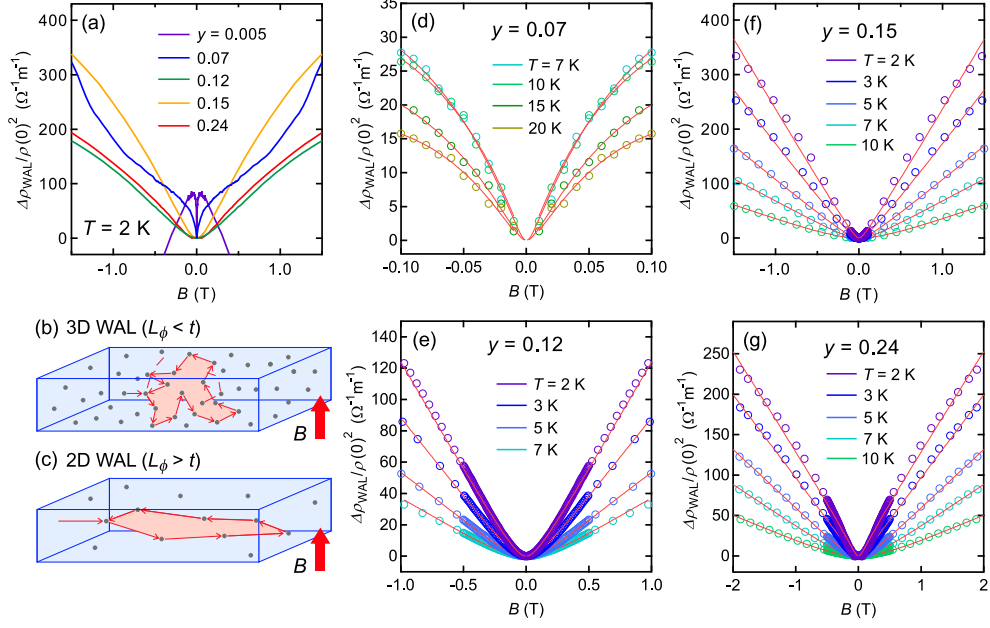


FIG. 3: (a) Normalized magnetoconductivity $\Delta\rho_{\text{WAL}}/\rho^2(0) = [\Delta\rho_{\text{total}} - \Delta\rho_{\text{orb}}]/\rho_{\text{total}}^2(0)$ of the $\text{Cd}_3(\text{As}_{1-y}\text{Sb}_y)_2$ films at 2 K. Trajectories of the scattered electrons for (b) three-dimensional and (c) two-dimensional weak antilocalization. (d)-(g) Temperature dependence of the normalized magnetoconductivity for $y = 0.07, 0.12, 0.15$, and 0.24 . The red curves are fits to the three-dimensional weak antilocalization model (Eq. (3)). The theory assumes that the magnetic field is within the range satisfying $\gamma < 1$ (see Eq. (3) in main text). The magnetoconductivity below 7 K is not shown for $y = 0.07$ because $L_\phi < t$ is not satisfied at lower temperature (see also the Supplementary Material).

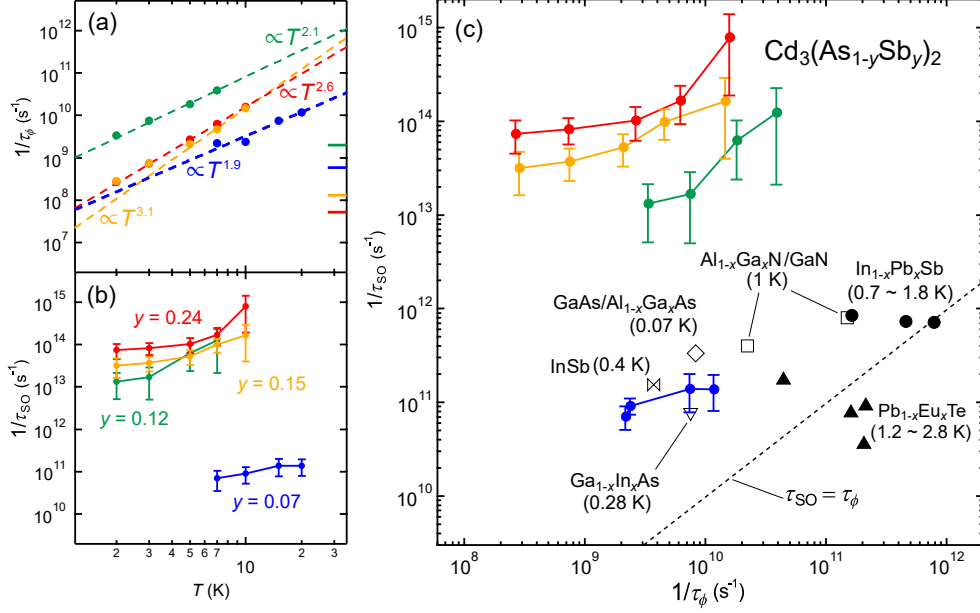


FIG. 4: (a) Dephasing scattering rate $1/\tau_\phi$ and (b) spin-orbit scattering rate $1/\tau_{\text{SO}}$ as a function of temperature for $y = 0.07, 0.12, 0.15,$ and 0.24 . The horizontal bars on the right axis in (a) represent the temperature-independent residual scattering rate extracted from the fit at 7 K for $y = 0.07$ and at 2 K for $y = 0.12, 0.15,$ and 0.24 . (c) Spin-orbit scattering rate $1/\tau_{\text{SO}}$ vs dephasing scattering rate $1/\tau_\phi$ summarized for the $\text{Cd}_3(\text{As}_{1-y}\text{Sb}_y)_2$ films. Data taken at different temperatures as shown in (a) and (b) are plotted. For comparison, $1/\tau_{\text{SO}}$ vs $1/\tau_\phi$ previously reported for three-dimensional systems (\bullet $\text{In}_{1-x}\text{Pb}_x\text{Sb}$ ⁴⁰, \blacktriangle $\text{Pb}_{1-x}\text{Eu}_x\text{Te}$ ⁴¹) and two-dimensional systems (∇ $\text{Ga}_{1-x}\text{In}_x\text{As}$ ⁴⁶, \diamond $\text{GaAs}/\text{Al}_{1-x}\text{Ga}_x\text{As}$ ⁴⁷, \bowtie InSb ⁴⁸, \square $\text{Al}_{1-x}\text{Ga}_x\text{N}/\text{GaN}$ ^{49,50}) are also plotted. $1/\tau_i$ ($1/\tau_\phi$ at $\tau_0 \rightarrow \infty$) is shown for $\text{Pb}_{1-x}\text{Eu}_x\text{Te}$ instead of $1/\tau_\phi$.