

# Integrating a joint Bayesian generative model in a discriminative learning framework for speaker verification

Xugang Lu<sup>1</sup>, Peng Shen<sup>1</sup>, Yu Tsao<sup>2</sup>, Hisashi Kawai<sup>1</sup>

**Abstract**— The task for speaker verification (SV) is to decide an utterance is spoken by a target or imposter speaker. In most SV studies, a log-likelihood ratio (L\_LLRL) score is estimated based on a generative probability model on speaker features, and compared with a threshold for decision making. However, the generative model usually focuses on feature distributions and does not have the discriminative feature selection ability, which is easy to be distracted by nuisance features. The SV, as a hypothesis test, could be formulated as a binary classification task where a neural network (NN) based discriminative learning could be applied. Through discriminative learning, the nuisance features could be removed with the help of label supervision. However, the discriminative learning pays more attention to classification boundaries which is prone to overfitting to training data and yielding poor generalization on testing data. In this paper, we propose a hybrid learning framework, i.e., integrating a joint Bayesian (JB) generative model into a neural discriminative learning framework for SV. A Siamese NN is built with dense layers to approximate the mapping functions used in the SV pipeline with the JB model, and the L-LLRL score estimated based on the JB model is connected to the distance metric in a pair-wised discriminative learning. By initializing the Siamese NN with the parameters learned from the JB model, we further train the model parameters with the pair-wised samples as a binary discrimination task. Moreover, direct evaluation metric in SV, i.e., minimum empirical Bayes risk, is designed and integrated as an objective function in the discriminative learning. We carried out SV experiments on speakers in the wild (SITW) and Voxceleb corpora. Experimental results showed that our proposed model improved the performance with a large margin compared with state-of-the-art models for SV.

## I. INTRODUCTION

Speaker verification (SV) is a technique to verify whether an acoustic speech is spoken by a target or imposter speaker, it is widely used in many speech application systems where speaker information is required from authentic or security perspectives [1], [2], [3]. The basic problem definition for SV is to decide whether two utterances (usually denoted as testing and enrollment utterances) are generated from the same or different speakers, i.e., a hypothesis test defined as:

$$\begin{aligned} H_S : \mathbf{x}_i, \mathbf{x}_j \text{ are spoken by the same speaker} \\ H_D : \mathbf{x}_i, \mathbf{x}_j \text{ are spoken by different speakers} \end{aligned} \quad (1)$$

where  $H_S$  and  $H_D$  are the two hypotheses as the same and different speaker spaces, respectively.  $(\mathbf{x}_i, \mathbf{x}_j)$  is a tuple with

two compared utterances indexed by  $i$  and  $j$ . For making a decision, it is necessary to estimate the similarity of the two utterances, either calculated as a log likelihood ratio (L\_LLRL) or a distance measure, and compare it with a threshold. The conventional pipeline in constructing a SV system for doing the hypothesis test defined in Eq. (1) is composed of front-end speaker feature extraction and back-end speaker classifier modeling. Front-end feature extraction tries to extract robust and discriminative features to represent speakers, and back-end classifier tries to model speakers with the extracted features based on which the similarity or L\_LLRL scores could be estimated.

### A. Front-end speaker feature extraction

In most state of the art frameworks, the front-end speaker feature is based on i-vector representation [4], [5]. In i-vector extraction, speech utterances with variable durations can be converted to fixed dimension vectors with the help of Gaussian mixture models (GMM) on probability distributions of acoustic features. With the resurgence of deep learning technique, several alternative speaker features have been proposed, e.g., d-vector and X-vector [5], [6]. These features are extracted from a well trained deep neural network with bottleneck layers or statistical pooling. In recent years, X-vector as one of the speaker embedding representations is the most widely used one [5]. The advantage of X-vector representation is that the model for X-vector extraction could be efficiently trained with large quantity of speech samples from various speakers. Moreover, in order to explore robust speaker information, data augmentation with various of noise types and signal to noise ratios (SNRs) could be easily applied in model training [5]. Since the original front-end feature (e.g., either i-vector or X-vector) encodes various of acoustic factors, e.g., speaker factor, channel transmission factor, recording device factor, etc., before classifier modeling, a linear discriminative analysis (LDA) is usually applied for dimension reduction to eliminate non-speaker specific information.

### B. Back-end classifier modeling

After speaker features are obtained, how to build a speaker classifier model in back-end modeling is important. There are two types of modeling strategies, one is generative modelling, the other is discriminative modeling. In generative modelling, features are regarded as observations from a generation process with certain probability distribution assumptions on

1. National Institute of Information and Communications Technology, Japan. Email: xugang.lu@nict.go.jp

2. Research Center for Information Technology Innovation, Academic Sinica, Taiwan

the generation variables. Based on the generation model, the hypothesis test defined in Eq. (1) is regarded as a statistical inference from the variable probability distributions. For example, probabilistic linear discriminant analysis (PLDA) modeling [4], [7] has been widely used in SV. The PLDA can be applied to model the within-speaker and between-speaker variabilities with linear subspace modeling on speaker and noise spaces in generation. However, it is difficult to determine the dimensions of subspaces which has a large effect on the final performance. As an alternative, joint Bayesian (JB) modelling [8], [9] is regarded as a much more efficient model than the PLDA without subspace model assumptions on speaker and noise spaces. The hypothesis test defined in Eq. (1) also can be formulated as a binary classification task where the discriminative model can be learned with supervised learning algorithms. In the discriminative modeling, rather than modeling on the feature probability distributions, we only focus on the classification boundaries. For example, support vector machine (SVM) is proposed to maximize the between class distance [10], neural network based discriminative model is applied to directly maximize classification accuracy with labeled training data sets [11], pairwise discriminative training on i-vectors is proposed as a binary classification task for SV [12], [13]. In recent years, as a discriminative modeling, the supervised end-to-end speaker models which integrate the front-end feature extraction and back-end speaker classifier modeling in a unified optimization framework also have been proposed [14], [15]. However, in SV tasks, usually many speakers are not registered in the training data, the current state of the art pipeline in SV is still the speaker feature representation (e.g. X-vector) with a generative speaker classifier modeling.

### C. Hybrid of generative and discriminative model learning

In a generative model learning, either with PLDA or JB model, the observation feature variable is supposed to be an additive mixture of speaker and noise variables. There are model assumptions on speakers and noise variables, e.g., Gaussian assumptions of the probability distributions. If the assumptions are not satisfied, the performance could not be guaranteed. Moreover, in most generative model learning, the objectives focus on feature probability distributions. The disadvantage is that it is difficult to learn the model parameters for high dimensional features, and the model does not have the discriminative feature selection ability which is easy to be distracted by nuisance features. In discriminative model learning, the objectives pay more attention to discrimination boundaries. Although nuisance features could be removed with label supervision, it is easy for the model to be overfitted to the training data set that could not generalize well to a testing data set. For a better understanding, we illustrate the different focus of generative and discriminative model learning in Fig. 1. In this figure, two classes with samples are showed (circles and triangles for class 1 and 2 respectively). As shown in this figure, generative model tries to focus on class distributions while the discriminative model tries to pay attention to the classification boundary (solid curve in Fig. 1).

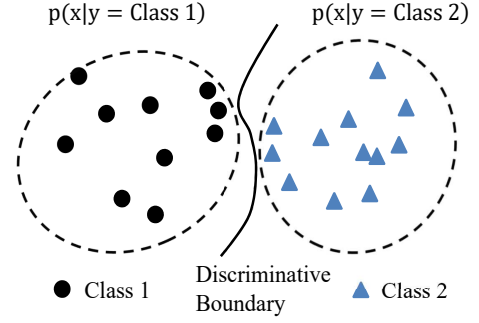


Fig. 1. Different focus for generative and discriminative model learning: Generative model learning focuses on class distributions (dashed-circles of class distribution shapes), and discriminative model learning emphasizes class discriminative boundary (solid curve).

As we have discussed, the definition of SV in Eq. (1) relates to both generative and discriminative modeling strategies either as a generative hypothesis test or binary discriminative classification task. However, in most studies, there is no explicit modeling strategies to connect these two aspects into one model framework in SV. In this study we propose a hybrid model framework which explicitly integrates the JB based generative model in a binary discriminative learning framework on X-vectors for SV. The generative model could make the model with good generalization by probability distribution assumptions while the discriminative learning could help the generative model to enhance its discriminative power in feature selection and hypothesis space modeling. Our contributions are summarized as follows:

(1) We propose a hybrid model for SV which integrate the JB based generative model in a discriminative learning framework. Although hybrid of generative and discriminative modelling has been studied in machine learning for fully utilizing unlabeled and labeled samples, and showed improved performance in classification tasks [16], [17], it is difficult to integrate the generative and discriminative models in SV tasks. The main reason is that in most studies the generative and discriminative models adopted different modeling structures. In this study, we make a connection between the generative and discriminative models in classification task via the calculation of  $L_{LLR}$  for hypothesis test in the JB model, and factorize the matrix transforms used in the JB model with affine transforms which could be approximated with dense layers in a discriminative neural network model.

(2) We design a direct evaluation metric based discriminative learning objective function in the hybrid model learning. In the JB based generative model learning, usually an objective function with negative log-likelihood is minimized, while in a neural network based discriminative model learning, an objective function indicating the classification error rate is minimized. However, the objective for hypothesis test task in SV is different from both of them. In a SV task, the evaluation metric is based on weighting of two types of errors [18], [19], i.e., type I error (or false alarm rate), type II error (or miss rate). In this study, we formulate this type of objective function in the discriminative learning framework.

(3) We analyze the effects of all components in model

parameterizations with detailed SV experiments, and reveal their connections to conventional distance metric learning.

The remainder of the paper is organized as follows. Section II introduces the basic theoretical considerations and the proposed hybrid model framework. Section III describes the implementation details and experiments, in particular, we make deep investigations of the effect of model parameters, and their connections to other related model frameworks. Section IV summarizes the study with discussions.

## II. PROPOSED HYBRID MODEL FRAMEWORK

The generative and discriminative models can be connected with the Bayesian theory. Before introducing their connections, we give a brief review of the basic idea of generative and discriminative modelings.

### A. Generative and discriminative models in classification tasks

A generative model tries to capture the data generation process with a fully joint modelling of the relation between feature input and label variables as  $p(\mathbf{x}, y)$ , while a discriminative model only tries to model the direct relation between input feature and output label as  $p(y|\mathbf{x})$ , where  $\mathbf{x}$  and  $y$  are feature and label variables, respectively. Although the generative model is not directly used for classification, a classification model can be deduced from the generative model as model inference based on the Bayes theory as:

$$p(y|\mathbf{x}) = \frac{p(\mathbf{x}, y)}{p(\mathbf{x})} = \frac{p(\mathbf{x}|y)p(y)}{p(\mathbf{x})} \quad (2)$$

In this equation,  $p(\mathbf{x}|y)$  is the likelihood score of generating feature  $\mathbf{x}$  by given a label  $y$ . Although the generative model has a better generalization ability with prior data distribution assumptions, it is difficult for the model to learn the data structure in a high dimension space with complex distributions. Usually a dimension reduction is applied before applying a generative model, for example, principal component analysis (PCA) or LDA as widely used in SV systems. In most studies for SV, the dimension reduction and generative modeling are independently applied which is sub-optimal in modeling. Moreover, the generative model based classification is not accurate since probability distribution assumptions usually are not exact enough.

The discriminative model could learn the complex classification boundaries with nonlinear mapping functions, and pay much attention to discriminative boundaries (as illustrated in Fig. 1), however it is prone to overfitting to the training data and always with high confident predictions. Besides these theoretical differences, in practical model training aspect, generative model parameters usually are estimated based on expectation-maximization (EM) like algorithms based on simple assumptions of data distributions (e.g., Gaussian distributions), while model parameters of discriminative model (neural network) usually are estimated based on gradient descent algorithms. In the following subsections, we show how to integrate them in a hybrid model with careful formulations.

1) *Generative model based classification:* Given a training data set  $\{(\mathbf{x}_i, y_i)\}_{i=1,2,\dots,N}$ ,  $y_i \in \{1, 2, \dots, K\}$  with  $\mathbf{x}_i$  and  $y_i$  as data feature and label,  $K$  is the number of classes. For a classification based on a generative model, based on Eq. (2), the classification model is:

$$p(y = k|\mathbf{x}) = \frac{p(\mathbf{x}|y = k)p(y = k)}{\sum_{j=1}^K p(\mathbf{x}|y = j)p(y = j)}. \quad (3)$$

And Eq. (3) is further cast to:

$$p(y = k|\mathbf{x}) = \frac{1}{1 + \sum_{j=1, j \neq k}^K \exp(-r_{k,j}(\mathbf{x}, \Theta_G))}, \quad (4)$$

where

$$r_{k,j}(\mathbf{x}, \Theta_G) = \log \frac{p(\mathbf{x}|y = k)p(y = k)}{p(\mathbf{x}|y = j)p(y = j)}, \quad (5)$$

is a L\_LLRL score based on class generative probability model with  $\Theta_G$  as model parameter set.

2) *Discriminative model based classification:* Rather than using a generative model, a neural network can be applied to directly approximate the posterior probability function  $p(y|\mathbf{x})$ . A discriminative learning tries to approximate the mapping between input feature and label with a softmax function defined as:

$$p(y = k|\mathbf{x}) = \frac{\exp(o_k)}{\sum_{j=1}^K \exp(o_j)}, \quad (6)$$

where a network mapping function  $o_j = \phi_j(\mathbf{x}, \Theta_D)$  is defined as the output corresponding to the  $j$ -th class, and  $\Theta_D$  is the neural network parameters. Eq. (6) is further cast to:

$$p(y = k|\mathbf{x}) = \frac{1}{1 + \sum_{j=1, j \neq k}^K \exp(-h_{k,j}(\mathbf{x}, \Theta_D))}, \quad (7)$$

where

$$h_{k,j}(\mathbf{x}, \Theta_D) = \phi_k(\mathbf{x}, \Theta_D) - \phi_j(\mathbf{x}, \Theta_D). \quad (8)$$

Comparing Eqs. (7), (8) and (4), (5), we can see that  $h_{k,j}(\mathbf{x}, \Theta_D)$  can be connected to the  $r_{k,j}(\mathbf{x}, \Theta_G)$  with the L\_LLRL in calculation. This connection inspired us to incorporate the L\_LLRL of pair-wised samples from a generative model to the neural network discriminative training for SV.

### B. Integrating Log likelihood ratio for SV in generative and discriminative models

The task for SV is a problem of hypothesis test as defined in Eq. (1). It could be solved based on L\_LLRL score estimation for the two hypotheses. The advantage of using L\_LLRL is that it is not necessary to estimate each probability distribution (as can be canceled out based on ratio calculation) which is a difficult task.

Based on the generative model, given a hypothesis  $H_S$  or  $H_D$ , the joint probability of generating  $(\mathbf{x}_i, \mathbf{x}_j)$  is

$p(\mathbf{x}_i, \mathbf{x}_j | H_S)$  or  $p(\mathbf{x}_i, \mathbf{x}_j | H_D)$ . In making a decision, the  $L\_LLR$  is defined as:

$$r_{i,j} \triangleq r(\mathbf{x}_i, \mathbf{x}_j) = \log \frac{p(\mathbf{x}_i, \mathbf{x}_j | H_S)}{p(\mathbf{x}_i, \mathbf{x}_j | H_D)} \quad (9)$$

With a given decision threshold, we can decide whether the two observation vectors are from  $H_S$  or  $H_D$  (as defined in Eq. (1)). For convenience of formulation, we define a trial as a tuple  $\mathbf{z}_{i,j} = (\mathbf{x}_i, \mathbf{x}_j)$ , and the two hypothesis spaces are constructed from the two data sets as:

$$\begin{aligned} S &= \{\mathbf{z}_{i,j} = (\mathbf{x}_i, \mathbf{x}_j) \in H_S\} \\ D &= \{\mathbf{z}_{i,j} = (\mathbf{x}_i, \mathbf{x}_j) \in H_D\} \end{aligned} \quad (10)$$

The final calculation is dependent on the assumption of generative models with some density functions. We first derive the  $L\_LLR$  score calculation based on the JB based generative model.

1) *Joint Bayesian generative model*: Given two speaker feature vectors, their distance is associated with their probability distributions which model their generation process. Given an observation X-vector variable  $\mathbf{x}$ , it is supposed to be generated by a speaker identity variable and a random noise variable (possibly induced by different recording background noise, sessions, or transmission channels, etc.) as:

$$\mathbf{x} = \mathbf{u} + \mathbf{n}, \quad (11)$$

where  $\mathbf{u}$  is a speaker identity vector variable,  $\mathbf{n}$  represents intra-speaker variation caused by noise. For simplicity, the observation  $\mathbf{x}$  is mean subtracted, and the speaker identity variable and intra-speaker variation variable are supposed to be with Gaussian distributions as:

$$\begin{aligned} \mathbf{u} &\sim N(0, \mathbf{C}_u) \\ \mathbf{n} &\sim N(0, \mathbf{C}_n) \end{aligned} \quad (12)$$

where  $\mathbf{C}_u$  and  $\mathbf{C}_n$  are speaker and noise covariance matrices, respectively. In verification, for given a trial with  $\mathbf{x}_i$  and  $\mathbf{x}_j$  generated from Eq. (11), based on the assumption in Eq. (12), the two terms  $p(\mathbf{x}_i, \mathbf{x}_j | H_S)$  and  $p(\mathbf{x}_i, \mathbf{x}_j | H_D)$  defined in Eq. (9) satisfy zero-mean Gaussian with covariances as:

$$\begin{aligned} \text{cov}_S &= \begin{bmatrix} \mathbf{C}_u + \mathbf{C}_n & \mathbf{C}_u \\ \mathbf{C}_u & \mathbf{C}_u + \mathbf{C}_n \end{bmatrix} \\ \text{cov}_D &= \begin{bmatrix} \mathbf{C}_u + \mathbf{C}_n & 0 \\ 0 & \mathbf{C}_u + \mathbf{C}_n \end{bmatrix} \end{aligned} \quad (13)$$

Based on this formulation, the  $L\_LLR$  defined in Eq. (9) could be calculated based on:

$$r(\mathbf{x}_i, \mathbf{x}_j) = \mathbf{x}_i^T \mathbf{A} \mathbf{x}_i + \mathbf{x}_j^T \mathbf{A} \mathbf{x}_j - 2\mathbf{x}_i^T \mathbf{G} \mathbf{x}_j, \quad (14)$$

where

$$\begin{aligned} \mathbf{A} &= (\mathbf{C}_u + \mathbf{C}_n)^{-1} - [(\mathbf{C}_u + \mathbf{C}_n) - \mathbf{C}_u(\mathbf{C}_u + \mathbf{C}_n)^{-1} \mathbf{C}_u]^{-1} \\ \mathbf{G} &= -(2\mathbf{C}_u + \mathbf{C}_n)^{-1} \mathbf{C}_u \mathbf{C}_n^{-1} \end{aligned} \quad (15)$$

As seen from Eq. (15), the generative model parameters  $\Theta_G$  in estimating  $L\_LLR$  is only related to covariance parameters  $\mathbf{C}_u$  and  $\mathbf{C}_n$  [8], [9]. Given a training data set, the parameters could be estimated using EM (or EM-like) learning algorithm based on:

$$\Theta_G^* = \arg \min_{\Theta_G} - \sum_i \log p(\mathbf{X}_i | \Theta_G) \quad (16)$$

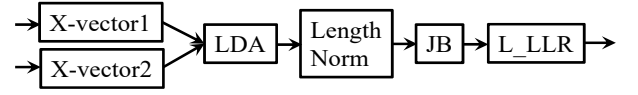


Fig. 2. Pipeline for joint Bayesian based generative modeling on X-vector for speaker verification, LDA: Linear Discrimination Analysis, JB: Joint Bayesian model,  $L\_LLR$ : log likelihood ratio.

where  $\Theta_G = \{\mathbf{C}_u, \mathbf{C}_n\}$ ,  $\mathbf{X}_i$  is a collection of samples for speaker  $i$ .

2) *Pair-wised discriminative model*: The hypothesis test defined in Eq. (1) can be regarded as a binary classification task. This classification task can be solved based on neural discriminative learning as formulated in Eqs. (6) and (7). In neural discriminative learning, the parameters are neural weights (affine transform matrix with linear or nonlinear activations), we can connect the model parameters of generative model with the neural weights and optimize them with an objective function. As a binary classification task, given a trial with two observation X-vector variables  $\mathbf{z}_{i,j} = (\mathbf{x}_i, \mathbf{x}_j)$ , the classification task is to estimate and compare  $p(H_S | \mathbf{z}_{i,j})$  and  $p(H_D | \mathbf{z}_{i,j})$ . As a binary discriminative learning, the label is defined as:

$$y_{i,j} = \begin{cases} 1, \mathbf{z}_{i,j} \in H_S \\ 0, \mathbf{z}_{i,j} \in H_D \end{cases} \quad (17)$$

For a binary discriminative neural network, with reference to Eqs. (7) and (8), the posterior probability is estimated based on:

$$p(y_{i,j} | \mathbf{z}_{i,j}) = \begin{cases} \frac{1}{1 + \exp(-h_{H_S, H_D}(\mathbf{z}_{i,j}, \Theta_D))}; \mathbf{z}_{i,j} \in H_S \\ 1 - \frac{1}{1 + \exp(-h_{H_S, H_D}(\mathbf{z}_{i,j}, \Theta_D))}; \mathbf{z}_{i,j} \in H_D \end{cases} \quad (18)$$

As we have revealed from Eqs. (4), (5), and (9), we replace the  $h_{H_S, H_D}(\mathbf{z}_{i,j}, \Theta_D)$  with  $L\_LLR$  score, and define a mapping as a logistic function with scaled parameters as [20], [21]:

$$f(r_{i,j}) \triangleq \frac{1}{1 + \exp(-(\alpha r_{i,j} + \beta))} \quad (19)$$

where  $r_{i,j} = r(\mathbf{z}_{i,j}) = r(\mathbf{x}_i, \mathbf{x}_j)$  as defined in Eq. (9),  $\alpha$  and  $\beta$  are gain and bias factors used in the regression model. In Eq. (19), we integrated the  $L\_LLR$  score estimated from the JB generative model in a discriminative training framework. The probability estimation in Eq. (18) is cast to:

$$\hat{y}_{i,j} \triangleq p(y_{i,j} | \mathbf{z}_{i,j}) = \begin{cases} f(r_{i,j}); \mathbf{z}_{i,j} \in H_S \\ 1 - f(r_{i,j}); \mathbf{z}_{i,j} \in H_D \end{cases} \quad (20)$$

The training can be based on optimizing the binary cross entropy defined as:

$$L = - \sum_{\mathbf{z}_{i,j} \in \{H_S \cup H_D\}} (y_{i,j} \log f(r_{i,j}) + (1 - y_{i,j}) \log(1 - f(r_{i,j}))) \quad (21)$$

In the following subsection, we investigate the neural network architecture for the hybrid model framework.

### C. Hybrid model framework with neural network architecture

The conventional state of the art framework for SV based on X-vector and JB model is illustrated in Fig. 2. In this figure, the

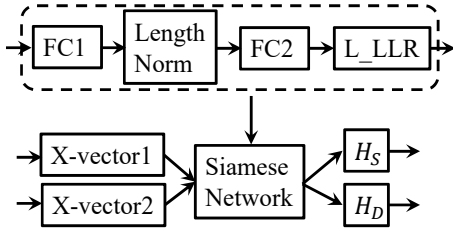


Fig. 3. The proposed Siamese network for estimating the  $L_{LLR}$  score in JB model for a pair-wised discriminative model learning. FC1: full connection layer for LDA, FC2: Full connection layer for JB,  $H_D$  and  $H_S$  as class hypothesis for different and the same speaker, respectively.

LDA is applied on the X-vector for discriminative dimensional reduction. After the LDA, a vector length normalization is used, then JB based generative model is applied by which the  $L_{LLR}$  is estimated. In a pair-wised discriminative learning framework, the  $L_{LLR}$  can be used for a binary classification task based on a Siamese network which is showed in Fig. 3. In this Siamese network, the LDA and JB model are implemented with dense layers of neural network architecture (indicates as “FC1” and “FC2” blocks).

We first explain the LDA which will be approximated by an affine transform as used in the neural network modeling. For input X-vector based samples and their corresponding labels  $\{(\mathbf{x}_1, y_1), (\mathbf{x}_2, y_2), \dots, (\mathbf{x}_M, y_M)\}$ ,  $\mathbf{x}_i \in \mathbb{R}^l$ , the LDA transform is:

$$\mathbf{h}_i = \mathbf{W}^T \mathbf{x}_i, \quad (22)$$

where  $\mathbf{W} \in \mathbb{R}^{l \times d}$ ,  $l$  and  $d$  are dimensions of input X-vector and transformed feature vector,  $M$  is the number of samples.  $\mathbf{W}$  is estimated from the following definition:

$$\mathbf{W}^* = \arg \max_{\mathbf{W}} \text{tr} \left( \frac{\mathbf{W}^T \mathbf{S}_b \mathbf{W}}{\mathbf{W}^T \mathbf{S}_w \mathbf{W}} \right), \quad (23)$$

where  $\text{tr}(\cdot)$  denotes the matrix trace operator,  $\mathbf{S}_w$  and  $\mathbf{S}_b$  are intra-class and inter-class covariance matrices defined as:

$$\begin{aligned} \mathbf{S}_w &= \sum_{j=1}^C \sum_{i=1}^{M_j} (\mathbf{x}_i^j - \mu^j)(\mathbf{x}_i^j - \mu^j)^T \\ \mathbf{S}_b &= \frac{1}{M} \sum_{j=1}^C M_j (\mu^j - \bar{\mu})(\mu^j - \bar{\mu})^T, \end{aligned} \quad (24)$$

where  $C$  is the number of speakers,  $M_j$  is the sample number of the  $j$ -th class,  $\mu^j$  (for the  $j$ -th class) and  $\bar{\mu}$  are class-wised mean and global mean defined as:

$$\begin{aligned} \mu^j &= \frac{1}{M_j} \sum_{i=1}^{M_j} \mathbf{x}_i^j \\ \bar{\mu} &= \frac{1}{M} \sum_{i=1}^M \mathbf{x}_i. \end{aligned} \quad (25)$$

From Eq. (22), we can see that the LDA can be implemented as a linear dense layer.

We further look into the estimation of the  $L_{LLR}$  score defined in Eq. (14). In Eq. (14),  $\mathbf{A}$  and  $\mathbf{G}$  are negative semi-definite symmetric matrices [8], [9], they can be decomposed as:

$$\begin{aligned} \mathbf{A} &= -\mathbf{P}_A \mathbf{P}_A^T \\ \mathbf{G} &= -\mathbf{P}_G \mathbf{P}_G^T \end{aligned} \quad (26)$$

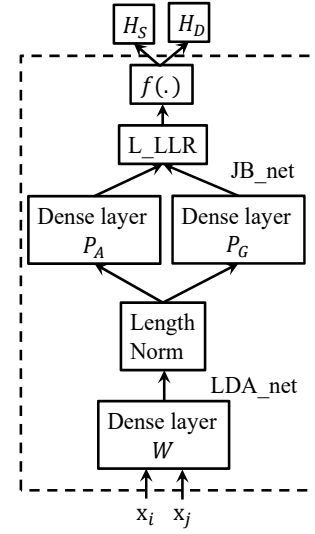


Fig. 4. The proposed Siamese network with integration of JB model structure (in Fig. 3 ) for speaker verification (see the text for detailed explanation).

The  $L_{LLR}$  score is cast to:

$$r_{i,j} = 2g_i^T g_j - a_i^T a_i - a_j^T a_j \quad (27)$$

with the affine linear transforms as:

$$\begin{aligned} a_i &= \mathbf{P}_A^T \tilde{\mathbf{h}}_i \\ g_i &= \mathbf{P}_G^T \tilde{\mathbf{h}}_i, \end{aligned} \quad (28)$$

where  $\tilde{\mathbf{h}}_i = \frac{\mathbf{h}_i}{\|\mathbf{h}_i\|}$  is the length normalized vector from the LDA transform defined in Eq. (22). These transforms could be applied in a neural network as linear dense layers. Based on these formulations, the Siamese network in Fig. 3 is further implemented as showed in Fig. 4. In this figure, there are two sub-nets, i.e., “LDA\_net” and “JB\_net”. The “LDA\_net” is a dense layer net with transform according to Eq. (22). In the “JB\_net”, the JB model structure is taken into consideration as two-branch dense layer network according to Eq. (28).

#### D. Learning objective function based on minimum empirical Bayes risk (EBR)

The cross entropy defined in Eq. (21) can be applied for discriminative training in order to measure the classification error. However, the hypothesis test defined in Eq. (1) is different from a classification goal, and the final evaluation metric for SV usually adopts some different criterions. It is better to optimize model parameters directly based on the evaluation metrics. As a hypothesis test task, there are two types of errors [18], [19], i.e., type I and type II errors. The two types of errors are defined as:

$$\begin{aligned} \text{Type I error (false alarm): } & \mathbf{z}_{i,j} \in H_D, L_{LLR} \geq \theta \\ \text{Type II error (miss): } & \mathbf{z}_{i,j} \in H_S, L_{LLR} < \theta, \end{aligned} \quad (29)$$

where  $\theta$  is a decision threshold. These two types of errors are further illustrated in Fig. 5 for a SV task. In this figure, the objective for SV is to minimize the target miss  $P_{\text{miss}}$  (or false reject) and false alarm  $P_{\text{fa}}$  (or false accept) in the two hypothesis spaces  $H_S$  and  $H_D$ . In real applications, it

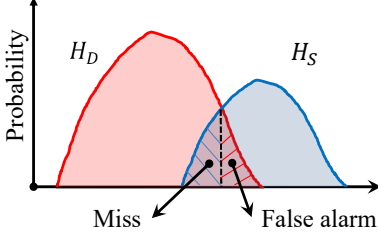


Fig. 5. The L-LLR distributions in  $H_S$  and  $H_D$  for the same and different speaker spaces, and two types of errors in the hypothesis test for SV.

is better to generalize the classification errors to a weighing of these two types of errors. With consideration of the prior knowledge in a measure of empirical Bayes risk (EBR), the evaluation metric for SV adopts a detection cost function (DCF) to measure the hardness of the decisions. It is defined as a weighted loss:

$$C_{\text{det}} \triangleq P_{\text{tar}} C_{\text{miss}} P_{\text{miss}} + (1 - P_{\text{tar}}) C_{\text{fa}} P_{\text{fa}}, \quad (30)$$

where  $C_{\text{miss}}$  and  $C_{\text{fa}}$  are user assigned costs for miss and false alarm detections,  $P_{\text{tar}}$  is a prior of target trials,  $P_{\text{miss}}$  and  $P_{\text{fa}}$  are miss and false alarm probabilities defined as:

$$\begin{aligned} P_{\text{fa}} &= \frac{1}{N_{\text{non}}} \sum_{\mathbf{z}_{i,j} \in H_D} u(r_{i,j} \geq \theta) \\ P_{\text{miss}} &= \frac{1}{N_{\text{tar}}} \sum_{\mathbf{z}_{i,j} \in H_S} u(r_{i,j} < \theta) \end{aligned} \quad (31)$$

In Eq. (31), “ $N_{\text{non}}$ ” and “ $N_{\text{tar}}$ ” are the numbers of nontarget and target trials,  $r_{i,j}$  is L-LLR estimated from Eq. (27),  $\theta$  is a decision threshold, and  $u(\cdot)$  is an indicator function for counting number of trials for scores less or larger than the decision threshold. In order to change the objective function to be differentiable which can be used in gradient based neural network learning, the indicator function  $u(\cdot)$  in Eq. (31) is replaced with:

$$\begin{aligned} P_{\text{fa}} &= \frac{1}{N_{\text{non}}} \sum_{\mathbf{z}_{i,j} \in \{H_S \cup H_D\}} (1 - y_{i,j}) f(r_{i,j}) \\ P_{\text{miss}} &= \frac{1}{N_{\text{tar}}} \sum_{\mathbf{z}_{i,j} \in \{H_S \cup H_D\}} y_{i,j} (1 - f(r_{i,j})) \end{aligned} \quad (32)$$

where  $f(r_{i,j})$  is a sigmoid logistic function defined the same as in Eq. (19). With reference to the cross-entropy loss defined in Eq. (21), the definition of loss in Eq. (30) with Eq. (32) can be regarded as a generalized cross-entropy loss with user defined weighting cost parameters.

### III. EXPERIMENTS AND RESULTS

We carried out experiments on SV tasks where the test data sets are from the data corpus of speakers in the wild (SITW) [22] and Voxceleb [23]. The speaker feature and models were trained based on Voxceleb data corpus (sets 1 and 2) [23]. We adopt a state of the art pipeline for constructing the SV system as shown in Fig. 2. In this figure, the “LDA”, “Length Norm”, and “JB” blocks are designed independently rather than optimized jointly. The input speaker feature in our pipeline is X-vector. The X-vectors are extracted based on a well trained neural network model which is designed

for speaker classification task [5]. For back-end models, both the famous PLDA and JB based generative models are implemented in our comparisons.

#### A. Speaker embedding feature based on X-vector

A speaker embedding model is trained for the X-vector extraction. The neural architecture of the embedding model is composed of a deep time delay neural network (TDNN) layers and statistical pooling layers implemented the same as in kaldi [5]. In training the model, cross entropy criterion for speaker classification is used as the learning objective function. The training data set includes two data sets from Voxceleb corpus, i.e., the training set of Voxceleb1 corpus by removing overlapped speakers which are included in the test set of the SITW, and the training set of Voxceleb2. In total, there are about 7,185 speakers with 1,236,567 utterances used for training. Moreover, data augmentation is applied by adding noise, music, babble with several SNRs, and reverberation with simulated room impulse response is also applied to increase data diversity. Input features for training the speaker embedding model are MFCCs with 30 Mel band bins. And the MFCCs are extracted with 25 ms frame length and 10 ms frame shift. Energy based voice activity detection (VAD) is applied to remove silence background regions in speaker feature extraction. More details of feature and model architecture and training procedures were introduced in [5]. The final extracted X-vectors are with 512 dimensions.

#### B. Back-end models

Although X-vector extracted from the speaker embedding model is supposed to encode speaker discriminative information, it also encodes other acoustic factors. In a conventional pipeline as illustrated in Fig. 2, a LDA is applied before applying a generative speaker model. In this study, the 512-dimension X-vectors are transformed to 200-dimension vectors by the LDA. Correspondingly, in the discriminative neural network model as showed in Fig. 4, a dense layer with 200 neurons is also applied. Moreover, in the discriminative model, two dense layers corresponding to  $\mathbf{P}_A$  and  $\mathbf{P}_G$  of the JB model are trained with “positive” and “negative” X-vector pairs (pairs from the same and different speakers). Since the discriminative neural network architecture fits well to the pipeline based on generative model structure, the dense layer parameters could be initialized with the LDA and JB model parameters in training (according to Eqs. (22) and (28)). For comparison, the random initialization method with “he\_normal” as widely used in deep neural network learning is also applied in experiments [24]. In model training, the Adam algorithm with an initial learning rate of 0.0005 [30] was used. In order to include enough “negative” and “positive” samples, the mini-batch size was set to 4096. The training X-vectors were splitted to training and validation sets with a ratio of 9 : 1. The model parameters were selected based on the best performance on the validation set.

#### C. Results

We first carried out SV experiments on the data sets of SITW. Two test sets are used, i.e., development and evaluation



TABLE I  
PERFORMANCE ON THE DEVELOPMENT SET OF SITW.

Methods	EER (%)	minDCF (0.01)	minDCF (0.001)
LDA+PLDA	3.003	0.3315	0.5198
LDA+JB	3.043	0.3288	0.5019
Hybrid (rand init)	4.159	0.3792	0.5883
Hybrid (JB init)	<b>2.662</b>	<b>0.2972</b>	<b>0.4466</b>

TABLE II  
PERFORMANCE ON EVALUATION SET OF SITW.

Methods	EER (%)	minDCF (0.01)	minDCF (0.001)
LDA+PLDA	3.554	0.3526	0.5657
LDA+JB	3.496	0.3422	0.5645
Hybrid (rand init)	4.505	0.3920	0.6003
Hybrid (JB init)	<b>3.142</b>	<b>0.3075</b>	<b>0.4619</b>

sets, and each is used as an independent test set. The evaluation metrics are equal error rate (EER) and minimum decision cost function (minDCF) (with target priors 0.01 and 0.001) [22]. The EER denotes when the type I and type II errors (as defined in Eq. (29)) are equal, and the minDCF is defined in Eq. (30). The performance results are showed in tables (I) and (II). In these two tables, “LDA+PLDA” and “LDA+JB” represent the PLDA and JB generative model based SV systems following the pipeline in Fig. 2 (replace the block “JB” with “PLDA” for the PLDA based SV system). “Hybrid” denotes the discriminative neural network based SV system which takes the JB model structure in designing the neural model architecture following the pipeline in Fig. 4. And in the “Hybrid” SV system, two model initialization methods are tested in model training as explained in section III-B. From these two tables, we can see that the performance of the JB based generative model is comparable or a slight better than that of the PLDA based model. In the the hybrid model, if model parameters (“LDA\_net” and “JB\_net”) are randomly initialized, the performance is worse than the original generative model based results. However, when the neural network parameters are initialized with the “LDA” and “JB” based model parameters, the performance is significantly improved. These results indicate that the discriminative training could further enhance the discriminative power of the generative model when the model parameters are initialized with the generative model based parameters. Otherwise, with random initialization in the discriminative learning does not enhance the performance even the the generative model structure is taken into consideration. Following the same process, the experimental results on voxceleb1 test set are showed in table III. From this table, we could observe the same tendency as in tables I and II.

TABLE III  
PERFORMANCE ON EVALUATION SET OF VOXCELEB1 TEST.

Methods	EER (%)	minDCF (0.01)	minDCF (0.001)
LDA+PLDA	3.128	0.3258	0.5003
LDA+JB	3.105	0.3226	0.4992
Hybrid (rand init)	3.340	0.3778	0.4977
Hybrid (JB init)	<b>2.837</b>	<b>0.3011</b>	<b>0.3743</b>

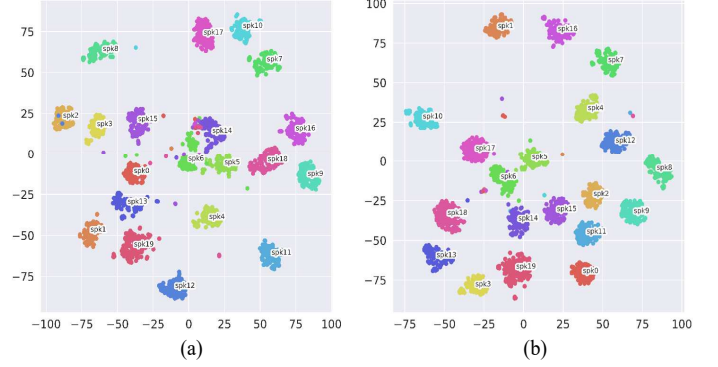


Fig. 6. Visualization (t-SNE) of speaker cluster distributions of speaker features from the LDA\_net transform based on the X-vectors before (a) and after (b) joint discriminative training (only 20 speakers are showed).

#### D. Ablation study

In the proposed framework, there are two important modeling blocks, i.e., “LDA\_net” and “JB\_net” as illustrated in Fig. 4. The function of the “LDA\_net” is for extracting low-dimension discriminative speaker representations from X-vectors, and the “JB\_net” is applied on the extracted feature vectors for speaker modeling. They were jointly learned in a unified framework. In this subsection, we investigate their effects on SV performance with ablation studies.

1) *Effect of the “LDA\_net” in learning:* The X-vector is extracted from the TDNN based speaker embedding model which is optimized with a purpose for speaker classification. After the LDA process, the speaker feature has a strong power for speaker discrimination. In the proposed hybrid model, the LDA model is further jointly optimized for the SV task. The t-SNE visualization of speaker feature distributions from the LDA transform before and after joint discriminative learning is showed in Fig. 6. In this figure, only part of speakers are showed (20 speakers). From this figure, we can see that the speaker clusters are distinctively separated based on the speaker features (figure 6-a). After the joint training, the separation of speaker clusters is further enhanced (figure 6-b). We further verify discrimination power of speaker representations on SV performance with random setting of the classifier model (two dense layers of the JB model) while only setting the parameters of the “LDA\_net” with the following conditions (Fig. 4): (a) setting the dense layer of “LDA\_net” with random values (he\_normal), (b) setting the “LDA\_net” with the LDA parameters (independent LDA transform), (c) setting the “LDA\_net” with the jointly trained LDA parameters. The results are showed in table IV. From these results, we can see that, in all these three settings, even random initialization of “LDA\_Net” (setting (a)), the performance for SV is fairly good. The LDA transform improved the performance (setting (b)), and after learning, the performance is further improved.

2) *Effect of A and G on SV performance:* As showed in Eq. 14, the two terms have different effects on the speaker verification performance. In our discriminative training which integrates the L\_LLRL of the JB model, the L\_LLRL in Eq. (14) is adapted. With different settings of A and G on Eq. (14),

TABLE IV  
PERFORMANCE ON DEVELOPMENT SET OF SITW: RANDOM SETTING OF THE CLASSIFIER MODEL (“JB\_net”) AND WITH THREE SETTING CONDITIONS FOR THE “LDA\_net”. LDA\_R: RANDOM INITIALIZATION, LDA\_I: INDEPENDENT LDA TRANSFORM, LDA\_J: JOINTLY TRAINED LDA TRANSFORM.

Methods	EER (%)	minDCF (0.01)	minDCF (0.001)
LDA_R	18.37	0.9714	0.9826
LDA_I	8.24	0.6546	0.8434
LDA_J	<b>8.01</b>	<b>0.5968</b>	<b>0.7820</b>

TABLE V  
PERFORMANCE ON DEVELOPMENT SET OF SITW: DIFFERENT SETTING OF CLASSIFIER MODEL (“JB\_net”), BEFORE JOINT TRAINING (SETTING THE LDA\_net AND JB\_net WITH THE INDEPENDENTLY LEARNED LDA AND JB MODEL PARAMETERS).

Methods	EER (%)	minDCF (0.01)	minDCF (0.001)
A (G=0)	47.71	1.000	1.000
G (A=0)	6.353	0.8261	0.9806
A, G (set G to A)	<b>3.119</b>	<b>0.3604</b>	<b>0.5844</b>
A, G (set A to G)	3.504	0.3978	0.6316

we could obtain:

$$r(\mathbf{x}_i, \mathbf{x}_j) = \begin{cases} -2\mathbf{x}_i^T \mathbf{G} \mathbf{x}_j; & \text{for } \mathbf{A} = 0 \\ \mathbf{x}_i^T \mathbf{A} \mathbf{x}_i + \mathbf{x}_j^T \mathbf{A} \mathbf{x}_j; & \text{for } \mathbf{G} = 0 \\ (\mathbf{x}_i - \mathbf{x}_j)^T \mathbf{G} (\mathbf{x}_i - \mathbf{x}_j); & \text{for } \mathbf{A} = \mathbf{G} \\ (\mathbf{x}_i - \mathbf{x}_j)^T \mathbf{A} (\mathbf{x}_i - \mathbf{x}_j); & \text{for } \mathbf{G} = \mathbf{A} \end{cases} \quad (33)$$

Based on this formulation, we could check the different effects of  $\mathbf{A}$  and  $\mathbf{G}$  on the SV performance. The two matrices  $\mathbf{A}$  and  $\mathbf{G}$  are connected to the two dense layer branches of the hybrid model with weights  $\mathbf{P}_A$  and  $\mathbf{P}_G$  (refer to Fig. 4). In our model, the dense layers were first initialized with the parameters from the learned JB based generative model, then the model was further trained with pair-wised “negative” and “positive” samples. Only in testing stage, we use different parameter settings for experiments according to Eq. (33), and the results are showed in tables V and VI for dev and evaluation sets of the SITW, respectively. In these two tables, by comparing conditions with  $\mathbf{A} = 0$  or  $\mathbf{G} = 0$ , we can see that the cross term contributes large to the SV performance, i.e., the dense layer branch with neural weight  $\mathbf{P}_G$  contributes to the most discriminative information in the SV task. Moreover, when keeping the cross term either by setting  $\mathbf{A} = \mathbf{G}$  or  $\mathbf{G} = \mathbf{A}$ , the performance is better than setting any one of them to be zero.

3) *Relation to distance metric learning*: Distance metric learning is widely used in discriminative learning with pair-wised training samples as input [25], [26], [27], [28]. The Mahalanobis distance metric between two vectors is defined

TABLE VI  
PERFORMANCE ON DEVELOPMENT SET OF SITW: DIFFERENT SETTING OF CLASSIFIER MODEL (“JB\_net”), AFTER JOINT TRAINING.

Methods	EER (%)	minDCF (0.01)	minDCF (0.001)
A (G=0)	50.29	0.9996	0.9996
G (A=0)	4.775	0.4206	0.6340
A, G (set G to A)	<b>2.811</b>	<b>0.2975</b>	0.4561
A, G (set A to G)	3.080	0.3134	<b>0.4505</b>

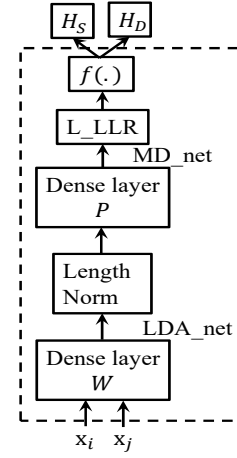


Fig. 7. SiameseNet with Mahalanobis net on X-vector feature for speaker verification, FC1: full connection layer for LDA, FC2: Full connection for JB,  $H_D$ : hypothesis for different speaker,  $H_S$ : hypothesis for the same speaker.

as:

$$d_{i,j} \triangleq d(\mathbf{x}_i, \mathbf{x}_j) = (\mathbf{x}_i - \mathbf{x}_j)^T \mathbf{M} (\mathbf{x}_i - \mathbf{x}_j), \quad (34)$$

where  $\mathbf{M} = \mathbf{P}\mathbf{P}^T$  is a positive definite matrix. Based on this distance metric, the binary classification task for SV can be formulated as:

$$p(y_{i,j} | \mathbf{z}_{i,j}) = \sigma(\lambda(d_0 - d_{i,j})), \quad (35)$$

where  $\sigma(x) = (1 + \exp(-x))^{-1}$  is the sigmoid logistic function,  $d_0$  is a distance decision threshold, and  $\lambda$  is a scale parameter for probability calibration. From Eq. (35), we can see that when the Mahalanobis distance  $d(\mathbf{x}_i, \mathbf{x}_j) < d_0$ , the probability of  $\mathbf{x}_i$  and  $\mathbf{x}_j$  belonging to the same speaker is high, and vice versa. With pair-wised “positive” and “negative” samples, the parameters ( $\mathbf{M}$ ,  $d_0$ , and  $\lambda$ ) can be learned based on a given training data set as a binary discriminative learning task. Comparing Eqs. (34) and (33), we can see that if we set  $\mathbf{A} = \mathbf{G}$  or  $\mathbf{G} = \mathbf{A}$ , the L\_LLRL and Mahalanobis distance have the same formulation form (except the difference in matrix as negative or positive definite), i.e.,  $d(\mathbf{x}_i, \mathbf{x}_j) \propto -r(\mathbf{x}_i, \mathbf{x}_j)$ . In this sense, the distance metric based discriminative learning framework can be regarded as a special case of the hybrid discriminative framework, and the L\_LLRL defined in Eq. (9) is cast to:

$$r(\mathbf{x}_i, \mathbf{x}_j) = \log \frac{p(\Delta_{i,j} | H_S)}{p(\Delta_{i,j} | H_D)}, \quad (36)$$

where  $\Delta_{i,j} = \mathbf{x}_i - \mathbf{x}_j$ . From this definition, we can see that the distance metric based discriminative learning only considers the distribution of the pair-wised sample distance space [29]. In implementation, by merging the two dense layers of the classifier model (“JB\_net” with parameters  $\mathbf{P}_A$  and  $\mathbf{P}_G$ ), the proposed hybrid framework is changed to be one branch framework as showed in Fig. 7. In this figure, the “MD\_net” is the network dense layer for Mahalanobis distance metric with an affine transform matrix  $\mathbf{P}$ , and it can be initialized with the parameters of the JB based generative model (either  $\mathbf{P} = \mathbf{P}_A$  or  $\mathbf{P} = \mathbf{P}_G$ ), or with random values (he\_normal). We test this one branch model on dev set of SITW with different settings



TABLE VII  
PERFORMANCE ON DEVELOPMENT SET OF SITW OF THE SIAMESE NET  
WITH “MD\_net” AS CLASSIFIER MODEL.

Methods	EER (%)	minDCF (0.01)	minDCF (0.001)
Random init $\mathbf{P}$	3.966	0.3743	0.5543
Init $\mathbf{P}$ with $\mathbf{P}_A$	<b>3.621</b>	<b>0.3686</b>	<b>0.5472</b>
Init $\mathbf{P}$ with $\mathbf{P}_G$	4.005	0.4060	0.6003

of the “MD\_net” (the “LDA\_net” is initialized with the LDA transform based parameters), and show the results in table VII. From this table, we can see that when the LDA\_net and MD\_net of the one branch model are initialized with the LDA and  $\mathbf{P}_A$  parameters, the performance is the best. However, no matter in what conditions, comparing results in tables I and VII, we can see that the hybrid model framework showed the best performance which confirmed that the model structure inspired by the JB based generative model is helpful in the SV task.

4) *L<sub>LLR</sub> distributions for intra- and inter-speaker spaces:* The SV task defined as a hypothesis test can be regarded as a binary classification task. Correspondingly, as defined in Eq. (9), the performance is measured based on the L<sub>LLR</sub> distributions in two spaces, i.e., the intra-speaker space  $H_S$  and inter-speaker space  $H_D$ . The separability can be visualized as the histogram distributions of pair-wise distances in the two spaces. We check the histograms of the L<sub>LLR</sub> on the training and test sets based on the hybrid model (refer to network pipeline in Fig. 4) with different parameter settings, and show them in Fig. 8. From this figure, we can see that when the hybrid network parameters are set with random values, there are large overlaps of the L<sub>LLR</sub> distributions between the two hypothesis spaces. When the network parameters are set with the parameters of the JB based generative model, the separation of the L<sub>LLR</sub> distributions is increased. With the discriminative training, the separation is further enhanced. In particular, the L<sub>LLR</sub> distribution of “negative” sample pairs becomes much more compact for both training and testing data sets.

We have showed the SV performance with only  $\mathbf{A}$  or  $\mathbf{G}$  matrices in subsection III-D2. We check the L<sub>LLR</sub> distributions of “negative” and “positive” sample pairs in inter- and intra-speaker spaces, and show the histograms for test set of SITW in Fig. 9. From this figure, we can see that both matrices  $\mathbf{A}$  and  $\mathbf{G}$  contribute to the difference of L<sub>LLR</sub> distributions, particularly  $\mathbf{G}$  contributes to the large main difference of the L<sub>LLR</sub> distributions between “negative” and “positive” sample pairs. After the model is learned, the difference of the L<sub>LLR</sub> distributions for intra-speaker space  $H_S$  and inter-speaker space  $H_D$  is increased.

#### IV. DISCUSSION AND CONCLUSION

Current state of the art pipeline for SV is composed of two building models, i.e., a front-end model for speaker feature extraction, and a generative model based back-end model for speaker classifier. In this study, the X-vector as a speaker embedding feature is extracted in the front-end model which encodes strong speaker discriminative information. Based on

this speaker feature, a JB based generative back-end model is applied. The JB model tries to model the probability distributions of speaker features, and could predict the conditional probabilities for utterances even from unknown speakers. This is the advantage of using the generative model in the SV task since it is often the case that the testing utterances from the speakers are not registered in the training set. However, as a generative model, the parameters estimation is easy to be distracted with nuisance features in a high dimensional space, i.e., the the generative modeling does not have the feature selection ability for the final SV task. Therefore, a discriminative dimensional reduction (e.g., LDA) is applied as an independent process block on the speaker features before applying the generative modeling.

We take a further look of the SV problem by regarding it as a hypothesis test, i.e., whether two compared utterances are from the same or different speakers. As an alternative, the SV task also can be regarded as a binary classification task. Correspondingly, a discriminative learning framework can be applied with “negative” and “positive” sample pairs (as from the same speaker and different speakers). The advantage of this discriminative learning framework is that the speaker features can be automatically transformed and modeled in a unified optimization framework. However, the learning is easy overfitted to the training data set which does not generalize well on an unknown test speakers. In this study, as our main contribution, we proposed to integrate the generative model in a discriminative learning framework as a hybrid model. The key point is that we integrated the L<sub>LLR</sub> estimation from the JB based generative model in a neural discriminative learning framework. In particular, the linear matrices in the JB based generative model are factorized to be the linear affine transforms in dense layers of the neural network model. And the network parameters are connected to the JB based generative model parameters which could be initialized by the learned model of the JB based generative model. Moreover, as our another contribution, in the discriminative learning framework, rather than simply learning the hybrid model with conventional binary discrimination objective function, the direct evaluation metric for hypothesis test, i.e., EBR with false alarm and miss rates, could be easily applied as an objective function in parameter optimization learning. Our experiments confirmed that the SV benefits from the hybrid model which integrates the advantages of both generative and discriminative model learning.

In this study, the JB based generative model is based on simple Gaussian probability distribution assumptions of speaker features and noise. In real applications, the probability distributions are much more complex. Although it is difficult for a generative model to fit complex shapes of probability distributions in a high dimensional space, it is relatively easy for a discriminative learning framework to approximate the complex distribution shapes. In the future, we will extend the current study for a hybrid model framework to learn more complex probability distributions in SV tasks.

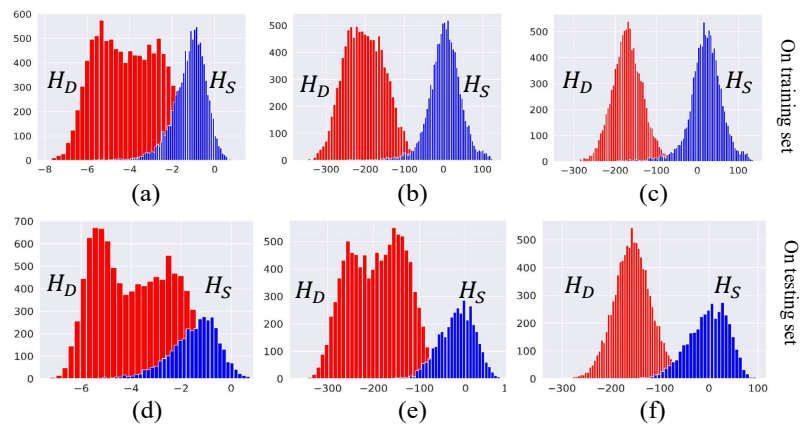


Fig. 8. L-LLR distributions in  $H_S$  and  $H_D$  spaces: the first row (a, b, and c) for training set, the second row (d, e, and f) for testing set; the left column (a and d) for setting model with random parameters, the middle column (b and e) for setting model with learned generative model parameters, and the right column (c and f) for setting model with learned generative model parameters and further discriminatively trained parameters.

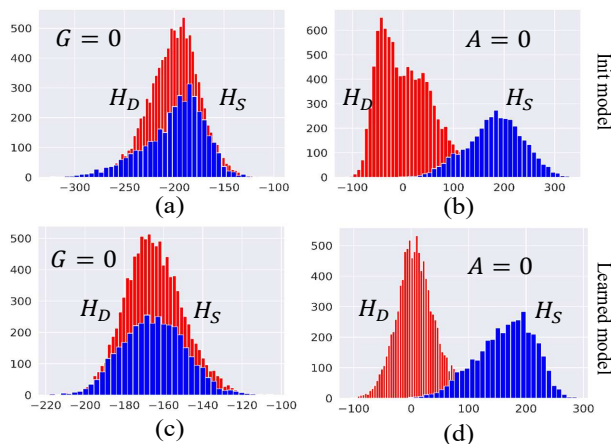


Fig. 9. L-LLR distributions on testing set of the SITW for the hybrid model: the first row for initial model with JB based generative model parameters with  $G = 0$  (a), and with  $A = 0$  (b), the second row is for jointly trained model with  $G = 0$  (c), and with  $A = 0$  (d).

## REFERENCES

- [1] J. Hansen, T. Hasan, "Speaker recognition by machines and humans: A tutorial review," *IEEE Signal processing magazine*, vol. 32, no. 6, pp. 74-99, 2015.
- [2] A. Poddar, M. Sahidullah, G. Saha, "Speaker Verification with Short Utterances: A Review of Challenges, Trends and Opportunities," *IET Biometrics*, 7 (2), pp. 91-101, 2018.
- [3] H. Beigi, Fundamentals of Speaker Recognition, Springer-Verlag, Berlin, 2011, ISBN 978-0-387-77591-3.
- [4] N. Dehak, P. Kenny, R. Dehak, P. Dumouchel, and P. Ouellet, "Front-end factor analysis for speaker verification," *IEEE Transactions on Audio, Speech, and Language Processing*, vol. 19, no. 4, pp. 788-798, 2011.
- [5] D. Snyder, D. Garcia-Romero, G. Sell, D. Povey, and S. Khudanpur, "X-vectors: Robust dnn embeddings for speaker recognition," in *IEEE International Conference on Acoustics, Speech and Signal Processing (ICASSP)*, pp. 5329-5333, 2018.
- [6] E. Varnani, X. Lei, E. McDermott, I. L. Moreno and J. Gonzalez-Dominguez, "Deep neural networks for small footprint text-dependent speaker verification," *IEEE International Conference on Acoustics, Speech and Signal Processing (ICASSP)*, pp. 4052-4056, 2014.
- [7] S. Prince and J. Elder, "Probabilistic linear discriminant analysis for inferences about identity," in *IEEE International Conference on Computer Vision (ICCV)*, pp. 1-8, 2007.
- [8] D. Chen, X. Cao, L. Wang, F. Wen, and J. Sun, "Bayesian face revisited: A joint formulation," in *European Conference on Computer Vision*, pp. 566-579, 2012.
- [9] D. Chen, X. Cao, D. Wipf, F. Wen, and J. Sun, "An efficient joint formulation for Bayesian face verification," *IEEE Transactions on pattern analysis and machine intelligence*, vol. 39, pp. 32-46, 2016.
- [10] V. Wan, W. Campbell, "Support vector machines for speaker verification and identification," Neural Networks for Signal Processing X, in *Proceedings of the IEEE Signal Processing Society Workshop*, vol. 2, pp. 775-784, 2000.
- [11] J. Villalba, N. Brummer, N. Dehak, "Tied variational autoencoder backends for i-vector speaker recognition," in *Proceeding of INTERSPEECH*, pp. 1004-1008, 2017.
- [12] L. Burget, O. Plhot, S. Cumani, O. Glembek, P. Matejka and N. Brummer, "Discriminatively trained Probabilistic Linear Discriminant Analysis for speaker verification," in *Proceeding of IEEE International Conference on Acoustics, Speech and Signal Processing (ICASSP)*, pp. 4832-4835, 2011.
- [13] S. Cumani, N. Brummer, L. Burget, P. Laface, O. Plhot and V. Vasilakakis, "Pairwise Discriminative Speaker Verification in the I-Vector Space," *IEEE Transactions on Audio, Speech, and Language Processing*, vol. 21, no. 6, pp. 1217-1227, June 2013.
- [14] G. Heigold, I. Moreno, S. Bengio, and N. Shazeer, "End-to-end textdependent speaker verification," in *Proceeding of IEEE International Conference on Acoustics, Speech, and Signal Processing (ICASSP)*, pp. 5115-5119, 2016.
- [15] L. Wan, Q. Wang, A. Papir and I. Moreno, "Generalized End-to-End Loss for Speaker Verification," in *Proceeding of IEEE International Conference on Acoustics, Speech and Signal Processing (ICASSP)*, pp. 4879-4883, 2018.
- [16] A. Lasserre, C. Bishop, T. Minka, "Principled Hybrids of Generative and Discriminative Models," in *Proceeding of IEEE Computer Society Conference on Computer Vision and Pattern Recognition (CVPR)*, pp. 87-94, 2006.
- [17] R. Raina, Y. Shen, A. Ng, A. McCallum, "Classification with hybrid generative/discriminative models," in *Proceedings of the International Conference on Neural Information Processing Systems*, pp. 545-552, 2003.
- [18] N. Brummer, E. Villiers, "The BOSARIS toolkit user guide: Theory, algorithms and code for binary classifier score processing," Documentation of BOSARIS toolkit, 2011.
- [19] E. Lehmann, J. Romano, Testing Statistical Hypotheses, Springer-Verlag New York, 2005.
- [20] J. Platt, "Probabilistic Outputs for Support Vector Machines and Comparisons to Regularized Likelihood Methods," *Advances in large margin classifiers*, pp. 61-74, 1999.
- [21] H. Lin, C. Lin, R. Weng, "A note on Platt's probabilistic outputs for support vector machines," *Machine Learning*, vol. 68, pp. 267-276, 2007.
- [22] M. McLaren, L. Ferrer, D. Castan, and A. Lawson, "The speakers in the wild (SITW) speaker recognition database," in *Proceeding of INTERSPEECH*, pp. 818-822, 2016.

- [23] A. Nagrani, J. Chung, W. Xie, A. Zisserman, "Voxceleb: Large-scale speaker verification in the wild," *Computer Science and Language*, vol. 60, 2020.
- [24] K. He, X. Zhang, S. Ren, J. Sun, "Delving Deep into Rectifiers: Surpassing Human-Level Performance on ImageNet Classification," in *Proceeding of IEEE International Conference on Computer Vision (ICCV)*, pp. 1026-1034, 2015.
- [25] E. Xing, A. Ng, M. Jordan, and R. Russell, "Distance Metric Learning, with application to Clustering with side-information," in *Proceeding of Advances in Neural Information Processing Systems*, MIT Press, pp. 521-528, 2002.
- [26] K. Weinberger, J. Blitzer, L. Saul, "Distance Metric Learning for Large Margin Nearest Neighbor Classification," *Advances in Neural Information Processing Systems* 18, pp. 1473-1480, 2006.
- [27] K. Weinberger, L. Saul, "Distance Metric Learning for Large Margin Classification," *Journal of Machine Learning Research*, vol. 10, pp. 207-244, 2009.
- [28] M. Guillaumin, J. Verbeek, C. Schmid, "Is that you? Metric learning approaches for face identification," *Proceeding of the IEEE International Conference on Computer Vision*, pp. 498-505, 2009.
- [29] B. Moghaddam, T. Jebara, A. Pentland, "Bayesian face recognition," *Pattern Recognition*, vol. 33, pp. 1771-1782, 2000.
- [30] D. P. Kingma, J. Ba, "Adam: A Method for Stochastic Optimization," *the 3rd International Conference on Learning Representations (ICLR)*, 2014.