

A Bayesian Approach to Block-Term Tensor Decomposition Model Selection and Computation

Paris V. Giampouras, Athanasios A. Rontogiannis, *Member, IEEE*, and
Eleftherios Kofidis, *Member, IEEE*

Abstract

The so-called block-term decomposition (BTD) tensor model, especially in its rank- $(L_r, L_r, 1)$ version, has been recently receiving increasing attention due to its enhanced ability of representing systems and signals that are composed of *blocks* of rank higher than one, a scenario encountered in numerous and diverse applications. Its uniqueness and approximation have thus been thoroughly studied. Nevertheless, the challenging problem of estimating the BTD model structure, namely the number of block terms and their individual ranks, has only recently started to attract significant attention. In this work, a Bayesian approach is taken to addressing the problem of rank- $(L_r, L_r, 1)$ BTD model selection and computation, based on the idea of imposing column sparsity *jointly* on the factors and in a *hierarchical* manner and estimating the ranks as the numbers of factor columns of non-negligible energy. Using variational inference in the proposed probabilistic model results in an iterative algorithm that comprises closed-form updates. Its Bayesian nature completely avoids the ubiquitous in regularization-based methods task of hyper-parameter tuning. Simulation results with synthetic data are reported, which demonstrate the effectiveness of the proposed scheme in terms of both rank estimation and model fitting.

Index Terms

Bayesian inference, block-term tensor decomposition (BTD), rank, sparsity, tensor, variational inference

I. INTRODUCTION

Block-Term Decomposition (BTD) was introduced in [1] as a tensor model that combines the Canonical Polyadic Decomposition (CPD) and the Tucker decomposition (TD), in the sense that it decomposes a tensor in a sum of tensors (block terms) that have low multilinear rank (instead of rank one as in CPD). Hence a BTD can be seen as a constrained TD, with its core tensor being block diagonal (see [1, Fig. 2.3]). It can also be seen as a constrained

P. V. Giampouras is with the Mathematical Institute for Data Science, Johns Hopkins University, Baltimore, MD 212 18, USA. E-mail: parisg@jhu.edu

A. A. Rontogiannis is with the IAASARS, National Observatory of Athens, 152 36 Penteli, Greece. E-mail: tronto@noa.gr.

E. Kofidis is with the Dept. of Statistics and Insurance Science, University of Piraeus, 185 34 Piraeus, Greece and the Computer Technology Institute & Press “Diophantus” (CTI), 265 04 Patras, Greece. E-mail: kofidis@unipi.gr

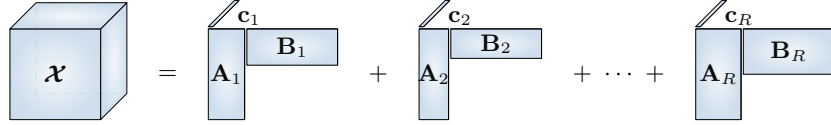


Fig. 1. Rank- $(L_r, L_r, 1)$ block-term decomposition.

CPD having factors with (some) collinear columns [1]. In a way, BTD lies between the two extremes (in terms of core tensor structure), CPD and TD, and it is interesting to recall the related remark made in [1], namely that “the rank of a higher-order tensor is actually a combination of the two aspects: one should specify the number of blocks *and* their size”. Accurately and efficiently estimating these numbers for a given tensor is the main subject of this work.

Although [1] introduced BTD as a sum of R rank- (L_r, M_r, N_r) terms ($r = 1, 2, \dots, R$) in general, the special case of rank- $(L_r, L_r, 1)$ BTD has attracted a lot more of attention, because of both its more frequent occurrence in applications and the existence of more concrete and easier to check uniqueness conditions. This work will also focus on this special yet very popular BTD model. Consider a 3rd-order tensor, $\mathcal{X} \in \mathbb{C}^{I \times J \times K}$. Then its rank- $(L_r, L_r, 1)$ decomposition is written as

$$\mathcal{X} = \sum_{r=1}^R \mathbf{E}_r \circ \mathbf{c}_r,$$

where \mathbf{E}_r is an $I \times J$ matrix of rank L_r , \mathbf{c}_r is a nonzero column K -vector and \circ denotes outer product. Clearly, \mathbf{E}_r can be written as a matrix product $\mathbf{A}_r \mathbf{B}_r^T$ with the matrices $\mathbf{A}_r \in \mathbb{C}^{I \times L_r}$ and $\mathbf{B}_r \in \mathbb{C}^{J \times L_r}$ being of full column rank, L_r . Eq. (1) can thus be re-written as

$$\mathcal{X} = \sum_{r=1}^R \mathbf{A}_r \mathbf{B}_r^T \circ \mathbf{c}_r. \quad (1)$$

A schematic diagram of the above is shown in Fig. 1.

BTD has been successfully used in a wide range of application areas and its uniqueness and computation have been thoroughly studied (cf. [2] for an extensive review). With the exception of a few recently reported BTD methods, R and L_r , $r = 1, 2, \dots, R$ are assumed *a-priori* known (and it is commonly assumed that all L_r are all equal to L , for simplicity). However, unless external information is given (such as in a telecommunications [3] or a hyper-spectral image unmixing application with given or estimated ground truth [4]), there is no way to know these values beforehand. Although it has been observed that the unmixing performance of BTD-based blind source separation methods does not strongly depend on the particular values of R and L_r , this is not the case in general. Setting L_r too high will not only increase the computational cost but will also risk to hinder interpretation of the results through letting noise/artifact sources interfere with the desired sources. The choice of R is known to be more crucial to the obtained performance: setting it too high may result in source splitting, thus compromising the separation and interpretation of the components. Poor results, with difficult to interpret components, will also result if the model complexity is (significantly) underestimated.

Model selection for BTM, that is estimating the number of block terms, R , and their ranks, L_r , $r = 1, 2, \dots, R$, is clearly more challenging than in CPD and TD models and has only recently started to be studied; see [2] for an extensive review of the related literature. The most recent contribution of this kind can be found in our work [2], [5], which relies on a regularization of the squared error function with the sum of the Frobenius norms of the factors reweighted by a diagonal weighting which jointly depends on the factors in two levels: the reweighted norms of $\mathbf{A} \triangleq [\mathbf{A}_1 \ \mathbf{A}_2 \ \dots \ \mathbf{A}_R]$ and $\mathbf{B} \triangleq [\mathbf{B}_1 \ \mathbf{B}_2 \ \dots \ \mathbf{B}_R]$ are combined and then coupled with the reweighted norm of $\mathbf{C} \triangleq [\mathbf{c}_1 \ \mathbf{c}_2 \ \dots \ \mathbf{c}_R]$. This two-level coupling naturally matches the structure of the model in (1), making explicit the different roles of \mathbf{A} , \mathbf{B} and \mathbf{C} . This way, column sparsity is imposed *jointly* on the factors and in a *hierarchical* manner, which allows to estimate the ranks as the numbers of factor columns of non-negligible energy. Following a block coordinate descent (BCD) solution approach, an alternating hierarchical iterative reweighted least squares (HIRLS) algorithm, called BTM-HIRLS, was developed in [5] that manages to both reveal the ranks and compute the BTM factors at a high convergence rate and low computational cost.

Nevertheless, BTM-HIRLS, being a regularization-based method, faces the same challenge that all such methods have to address, namely to appropriately tune the regularization parameter so as to achieve the best possible performance. Although a rough guideline for the parameter selection has been given and utilized in [2], [5] as a reference point for the trial-and-error search, this is still only a rule of thumb, not completely relieving the algorithm from the need to spend resources on searching for the most appropriate parameter value. To overcome this difficulty, we take in this work an alternative, Bayesian approach, viewing the unknowns as random variables and tackling the problem as one of Bayesian modeling and inference [6]. The idea is again to impose column sparsity jointly on the factors in a hierarchical, two-level manner. This is achieved through a Bayesian hierarchy of priors with sparsity inducing effect, that realize the coupling of the columns of \mathbf{C} and the $\mathbf{A}_r, \mathbf{B}_r$ blocks at the outer level and that between the columns of corresponding blocks at the inner level. Thus, R is estimated as the number of columns of \mathbf{C} of non-negligible energy while the L_r 's are found similarly from the columns of the $\mathbf{A}_r, \mathbf{B}_r$ blocks. Using variational inference [7] in the proposed probabilistic model results in an iterative algorithm that comprises closed-form updates. Its Bayesian nature completely avoids the need for parameter tuning. Simulation results with synthetic data are reported, which demonstrate the effectiveness of the proposed scheme in terms of both rank estimation and model fitting. Bayesian methods for tensor decomposition model selection and computation have been already reported in the literature, with [8], [9], and [10] being recent examples concerning TD, CPD, and Tensor Train (TT) decomposition, respectively. To the best of our knowledge, however, the present work is the first of its kind for rank- $(L_r, L_r, 1)$ decomposition.

The rest of this preprint is organized as follows. The adopted notation is described in the following subsection. The problem is stated in Section II. Section III describes the proposed probabilistic model. Its variational approximation and the resulting algorithm are presented in Section IV. Section V reports and discusses the simulation results. Conclusions are drawn and future work plans are outlined in Section VI.

A. Notation

Lower- and upper-case bold letters are used to denote vectors and matrices, respectively. Higher-order tensors are denoted by upper-case bold calligraphic letters. For a tensor \mathcal{X} , $\mathbf{X}_{(n)}$ stands for its mode- n unfolding. $*$ stands for the Hadamard product and \otimes for the Kronecker product. The Khatri-Rao product is denoted by \odot in its general (partition-wise) version and by \odot_c in its column-wise version. \circ denotes the outer product. The superscript T stands for transposition. The identity matrix of order N and the all ones $M \times N$ matrix are respectively denoted by \mathbf{I}_N and $\mathbf{1}_{M \times N}$. $\mathbf{1}_N$ stands for $\mathbf{1}_{N \times 1}$. The column vectorization and the trace of a matrix \mathbf{X} are denoted by $\text{vec}(\mathbf{X})$ and $\text{tr}(\mathbf{X})$, respectively. $\text{diag}(\mathbf{x})$ is the diagonal matrix with the vector \mathbf{x} on its main diagonal. The Euclidean vector norm and the Frobenius matrix norm are denoted by $\|\cdot\|_2$ and $\|\cdot\|_F$, respectively. We also use the Matlab indexing notation wherever needed. Thus, $\mathbf{M}(:, \mathcal{S})$ stands for the submatrix of \mathbf{M} consisting of its columns indexed by \mathcal{S} . The cardinality of a set \mathcal{S} is denoted by $|\mathcal{S}|$. \mathbb{R} and \mathbb{C} are the fields of real and complex numbers, respectively.

II. PROBLEM STATEMENT

Given the $I \times J \times K$ tensor

$$\mathcal{Y} = \mathcal{X} + \sigma \mathcal{N}, \quad (2)$$

where \mathcal{X} is given by (1) and \mathcal{N} is an $I \times J \times K$ tensor of zero-mean unit variance i.i.d. Gaussian entries, we aim at estimating R , $L_r, r = 1, 2, \dots, R$ and the factor matrices $\mathbf{A}_r = \begin{bmatrix} \mathbf{a}_{r1} & \mathbf{a}_{r2} & \cdots & \mathbf{a}_{rL_r} \end{bmatrix} \in \mathbb{C}^{I \times L_r}$, $\mathbf{B}_r = \begin{bmatrix} \mathbf{b}_{r1} & \mathbf{b}_{r2} & \cdots & \mathbf{b}_{rL_r} \end{bmatrix} \in \mathbb{C}^{J \times L_r}$, $\mathbf{C} \in \mathbb{C}^{K \times R}$, subject of course to the inherent ambiguity resulting from the fact that only the product $\mathbf{A}_r \mathbf{B}_r^{\text{T}}$ can be uniquely identified (with a scaling ambiguity) [1]. In terms of its mode unfoldings $\mathbf{X}_{(1)} \in \mathbb{C}^{I \times JK}$, $\mathbf{X}_{(2)} \in \mathbb{C}^{J \times IK}$ and $\mathbf{X}_{(3)} \in \mathbb{C}^{K \times IJ}$, the tensor \mathcal{X} can be written as [1]

$$\mathbf{X}_{(1)}^{\text{T}} = (\mathbf{B} \odot \mathbf{C}) \mathbf{A}^{\text{T}} \triangleq \mathbf{P} \mathbf{A}^{\text{T}}, \quad (3)$$

$$\mathbf{X}_{(2)}^{\text{T}} = (\mathbf{C} \odot \mathbf{A}) \mathbf{B}^{\text{T}} \triangleq \mathbf{Q} \mathbf{B}^{\text{T}}, \quad (4)$$

$$\mathbf{X}_{(3)}^{\text{T}} = \left[(\mathbf{A}_1 \odot_c \mathbf{B}_1) \mathbf{1}_{L_1} \quad \cdots \quad (\mathbf{A}_R \odot_c \mathbf{B}_R) \mathbf{1}_{L_R} \right] \mathbf{C}^{\text{T}} \triangleq \mathbf{T} \mathbf{C}^{\text{T}}. \quad (5)$$

In this work, we follow a Bayesian approach to address the above problem. A fully Bayesian analysis is detailed next.

III. PROPOSED BAYESIAN MODEL

Let R and the L_r s be overestimated to R_{ini} and L_{ini} , respectively. Heavy-tailed multi-parameter Laplace distributions, known for their sparsity inducing effect, are placed over the columns of the \mathbf{A}_r s, \mathbf{B}_r s, and \mathbf{C} in a way that implicitly implements a regularization analogous to that of the BT-D-HIRLS method [5]. Namely, the number of block terms and the ranks of \mathbf{A}_r s and \mathbf{B}_r s are jointly penalized, while respecting the different role that these matrices play in the BT-D model. This results in the nulling of all but R columns of \mathbf{C} , and the nulling of all but L_r columns of the corresponding ‘‘surviving’’ $\mathbf{A}_r, \mathbf{B}_r$ blocks. Following the premise of the well-known automatic relevance determination (ARD) framework [6], [11], the priors are assigned via a 3-level hierarchy of prior distributions outlined next.

The likelihood function, which encodes the underlying causal relation between the data and the latent variables, can be written in three equivalent forms, with respect to (w.r.t.) the three unfoldings of \mathbf{Y} (cf. (3), (4), (5)), as follows:

$$p(\mathbf{Y}_{(1)}^T | \mathbf{A}, \mathbf{B}, \mathbf{C}, \beta) = \prod_{i=1}^I p(\mathbf{y}_{(1)i} | \mathbf{A}, \mathbf{B}, \mathbf{C}, \beta) = \prod_{i=1}^I \mathcal{N}(\mathbf{y}_{(1)i} | \mathbf{P}\mathbf{a}_i, \beta^{-1}\mathbf{I}_{JK}), \quad (6)$$

$$p(\mathbf{Y}_{(2)}^T | \mathbf{A}, \mathbf{B}, \mathbf{C}, \beta) = \prod_{j=1}^J p(\mathbf{y}_{(2)j} | \mathbf{A}, \mathbf{B}, \mathbf{C}, \beta) = \prod_{j=1}^J \mathcal{N}(\mathbf{y}_{(2)j} | \mathbf{Q}\mathbf{b}_j, \beta^{-1}\mathbf{I}_{IK}), \quad (7)$$

$$p(\mathbf{Y}_{(3)}^T | \mathbf{A}, \mathbf{B}, \mathbf{C}, \beta) = \prod_{k=1}^K p(\mathbf{y}_{(3)k} | \mathbf{A}, \mathbf{B}, \mathbf{C}, \beta) = \prod_{k=1}^K \mathcal{N}(\mathbf{y}_{(3)k} | \mathbf{T}\mathbf{c}_k, \beta^{-1}\mathbf{I}_{IJ}), \quad (8)$$

where β is the noise precision and $\mathbf{a}_i, \mathbf{b}_j, \mathbf{c}_k$ and $\mathbf{y}_{(1)i}, \mathbf{y}_{(2)j}, \mathbf{y}_{(3)k}$ are the i th, j th, k th rows¹ of $\mathbf{A}, \mathbf{B}, \mathbf{C}$ and $\mathbf{Y}_{(1)}, \mathbf{Y}_{(2)}, \mathbf{Y}_{(3)}$, respectively, in column form. The matrices $\mathbf{A}, \mathbf{B}, \mathbf{C}$ are considered as unobserved variables and are assigned 3-level hierarchical prior distributions. Namely, at the first level of the hierarchy, Gaussian distributions are placed over \mathbf{A}, \mathbf{B} , and \mathbf{C} , namely,

$$p(\mathbf{A} | \mathbf{s}, \zeta, \beta) = \prod_{i=1}^I \mathcal{N}(\mathbf{a}_i | \mathbf{0}, \beta^{-1}\mathbf{S}^{-1}(\mathbf{Z}^{-1} \otimes \mathbf{I}_{L_{ini}})), \quad (9)$$

$$p(\mathbf{B} | \mathbf{s}, \zeta, \beta) = \prod_{j=1}^J \mathcal{N}(\mathbf{b}_j | \mathbf{0}, \beta^{-1}\mathbf{S}^{-1}(\mathbf{Z}^{-1} \otimes \mathbf{I}_{L_{ini}})), \quad (10)$$

$$p(\mathbf{C} | \zeta, \beta) = \prod_{k=1}^K \mathcal{N}(\mathbf{c}_k | \mathbf{0}, \beta^{-1}\mathbf{Z}^{-1}), \quad (11)$$

where $\mathbf{S} = \text{diag}(\mathbf{s})$ with $\mathbf{s} \in \mathbb{R}^{L_{ini}R_{ini} \times 1}$ and $\mathbf{Z} = \text{diag}(\zeta)$, $\zeta \in \mathbb{R}^{R_{ini} \times 1}$. Note that the priors of \mathbf{A} and \mathbf{B} are zero-mean with the same covariance matrix, which is formed from the diagonal matrices \mathbf{Z} and \mathbf{S} . This particular selection is of critical importance from an implicit regularization perspective, since it induces identical sparsity patterns over columns/sub-blocks of \mathbf{A} and \mathbf{B} . A sufficiently large value of ζ_r will lead the r th column of \mathbf{C} (cf. (11)) and the entire set of the redundant L_{ini} columns of sub-matrices $\mathbf{A}_r, \mathbf{B}_r$ (cf. (9), (10)) to zero. At the same time, the superfluous l th columns of the ‘‘surviving’’ $\mathbf{A}_r, \mathbf{B}_r$, denoted by $\mathbf{a}_{rl}, \mathbf{b}_{rl}$, are *jointly* forced to be zero when the value of s_{rl} becomes sufficiently large (cf. (9), (10)). Thus, the R_{ini} diagonal values of \mathbf{Z} act as weights that determine the number of nonzero block terms, R , while the $L_{ini}R_{ini}$ diagonal values of \mathbf{S} determine the number of nonzero columns of \mathbf{A} and \mathbf{B} . The sophisticated selection of both (9), (10) leads to joint sparsity imposition on the columns of the factors, in two levels. Thus, ideas of ARD and sparse Bayesian learning (SBL) [11] are put into effect to address the challenging problem of BTD model selection.

At the second level of the hierarchy of priors, inverse Gamma priors are assigned over \mathbf{s} and ζ ,

$$p(\mathbf{s}) = \prod_{r=1}^{R_{ini}} \prod_{l=1}^{L_{ini}} \mathcal{IG} \left(s_{rl} \left| \frac{I+J+1}{2}, \frac{\delta_{rl}}{2} \right. \right), \quad (12)$$

$$p(\zeta) = \prod_{r=1}^{R_{ini}} \mathcal{IG} \left(\zeta_r \left| \frac{(I+J)L_{ini} + KR_{ini} + 1}{2}, \frac{\rho_r}{2} \right. \right), \quad (13)$$

¹We denote matrix rows and columns with bold italic and roman letters, respectively.

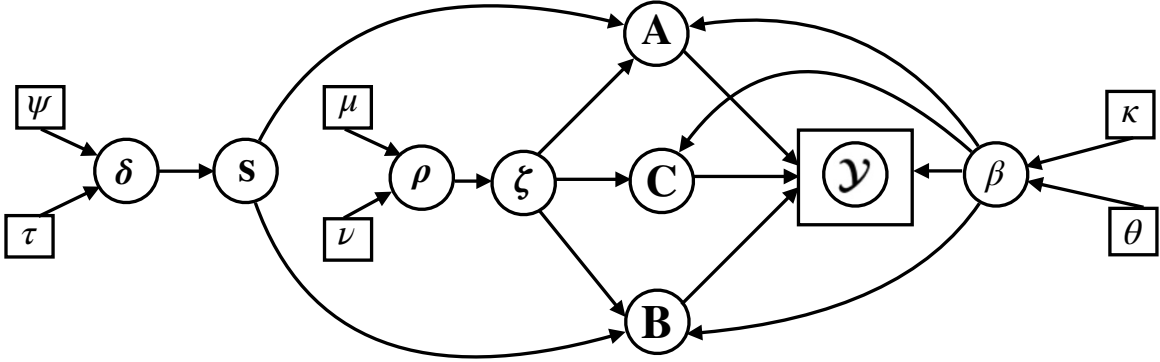


Fig. 2. The proposed Bayesian model.

where δ_{rl} and ρ_r are the scale parameters of the distributions over s_{rl} and ζ_r , respectively.

The third level involves Gamma prior distributions over the scale parameters of the inverse Gamma distributions of s_{rl} and ζ_r , namely,

$$p(\delta_{rl}) = \mathcal{G}(\delta_{rl} | \psi, \tau), \quad (14)$$

$$p(\rho_r) = \mathcal{G}(\rho_r | \mu, \nu), \quad (15)$$

where ψ, τ, μ, ν take very small positive values rendering the respective priors non-informative. Note that these priors are conjugate w.r.t. the likelihood functions and w.r.t. each other, which guarantees that the posterior distribution will belong to the same class of distributions with the priors [6]. Moreover, one can show that heavy-tailed multi-parameter Laplace marginal distributions show up over the columns of \mathbf{A} , \mathbf{B} and \mathbf{C} after integrating out the variables s and ζ .

The above Bayesian model is depicted in the form of a graphical model in Fig. 2.

IV. APPROXIMATE POSTERIOR INFERENCE

Let Θ be the cell array which includes all unobserved variables, that is, $\Theta \triangleq \{\mathbf{A}, \mathbf{B}, \mathbf{C}, s, \zeta, \beta, \rho, \delta\}$. The exact joint posterior of the variables of the adopted Bayesian model is given by

$$p(\Theta | \mathcal{Y}) = \frac{p(\mathcal{Y}, \Theta)}{\int p(\mathcal{Y}, \Theta) d\Theta}. \quad (16)$$

Due to the complexity of the model, the marginal distribution of \mathcal{Y} in the denominator is computationally intractable. Therefore, we follow a variational inference (VI) approach for approximating (16). The idea is to approximate the posterior by a distribution which is as close as possible to the exact posterior in terms of the Kullback-Leibler divergence [7]. VI allows for an efficient approximate inference process even in vastly complicated Bayesian models that involve high-dimensional variables. It is usually coupled with mean-field approximation, namely, the assumption

that the posterior distribution can be factorized w.r.t. the involved variables, implying statistical independence among them. In our case, the approximate posterior $q(\Theta)$ of $p(\Theta | \mathcal{Y})$ is written in the form

$$q(\Theta) = q(\beta) \prod_{i=1}^I q(\mathbf{a}_i) \prod_{j=1}^J q(\mathbf{b}_j) \prod_{k=1}^K q(\mathbf{c}_k) \prod_{r=1}^{R_{\text{ini}}} \prod_{l=1}^{L_{\text{ini}}} q(\mathbf{s}_{r,l}) q(\delta_{r,l}) \prod_{r=1}^{R_{\text{ini}}} q(\zeta_r) q(\rho_r) \quad (17)$$

Denoting the individual variables above by θ_i , the corresponding VI-based posteriors are known to satisfy

$$q(\theta_i) = \frac{\exp(\langle \ln(p(\mathcal{Y}, \Theta)) \rangle_{i \neq j})}{\int \exp(\langle \ln(p(\mathcal{Y}, \Theta)) \rangle_{i \neq j}) d\theta_i}, \quad (18)$$

where $\langle \cdot \rangle_{i \neq j}$ denotes expectation w.r.t. all $q(\theta_j)$ s but $q(\theta_i)$. To solve (18) a block coordinate ascent approach is taken, employing the cyclic update rule, namely solving for $q(\theta_i)$ given $q(\theta_j)$, $j \neq i$. It follows that the posterior distributions of \mathbf{a}_i is given by

$$q(\mathbf{a}_i) = \mathcal{N}(\langle \mathbf{a}_i \rangle, \Sigma_{\mathbf{a}}), \quad (19)$$

with²

$$\langle \mathbf{a}_i \rangle = \langle \beta \rangle \Sigma_{\mathbf{a}} \langle \mathbf{P} \rangle^T \mathbf{y}_{(1)i}, \quad (20)$$

$$\Sigma_{\mathbf{a}} = \langle \beta \rangle^{-1} (\langle \mathbf{P}^T \mathbf{P} \rangle + \langle \mathbf{S} \rangle (\langle \mathbf{Z} \rangle \otimes \mathbf{I}_L))^{-1}, \quad (21)$$

where $\langle \cdot \rangle$ denotes expectation w.r.t the posterior of the involved variable. The posterior of \mathbf{b}_j results in an analogous manner:

$$q(\mathbf{b}_j) = \mathcal{N}(\langle \mathbf{b}_j \rangle, \Sigma_{\mathbf{b}}), \quad (22)$$

with

$$\langle \mathbf{b}_j \rangle = \langle \beta \rangle \Sigma_{\mathbf{b}} \langle \mathbf{Q} \rangle^T \mathbf{y}_{(2)j} \quad (23)$$

$$\Sigma_{\mathbf{b}} = \langle \beta \rangle^{-1} (\langle \mathbf{Q}^T \mathbf{Q} \rangle + \langle \mathbf{S} \rangle (\langle \mathbf{Z} \rangle \otimes \mathbf{I}_L))^{-1}. \quad (24)$$

The posterior of \mathbf{c}_k is

$$q(\mathbf{c}_k) = \mathcal{N}(\langle \mathbf{c}_k \rangle, \Sigma_{\mathbf{c}}) \quad (25)$$

with

$$\langle \mathbf{c}_k \rangle = \langle \beta \rangle \Sigma_{\mathbf{c}} \langle \mathbf{T} \rangle^T \mathbf{y}_{(3)k} \quad (26)$$

$$\Sigma_{\mathbf{c}} = \langle \beta \rangle^{-1} (\langle \mathbf{T}^T \mathbf{T} \rangle + \langle \mathbf{Z} \rangle)^{-1}. \quad (27)$$

²All \mathbf{a}_i 's have the same covariance matrix, $\Sigma_{\mathbf{a}}$, and similarly for the \mathbf{b}_j 's and the \mathbf{c}_k 's.

One can readily verify that

$$\langle \mathbf{P} \rangle = \langle \mathbf{B} \rangle \odot \langle \mathbf{C} \rangle \quad (28)$$

$$\langle \mathbf{Q} \rangle = \langle \mathbf{C} \rangle \odot \langle \mathbf{A} \rangle \quad (29)$$

$$\langle \mathbf{T} \rangle = \left[(\langle \mathbf{A}_1 \rangle \odot_c \langle \mathbf{B}_1 \rangle) \mathbf{1}_{L_{ini}} \cdots (\langle \mathbf{A}_{R_{ini}} \rangle \odot_c \langle \mathbf{B}_{R_{ini}} \rangle) \mathbf{1}_{L_{ini}} \right] \quad (30)$$

$$\langle \mathbf{P}^T \mathbf{P} \rangle = \langle (\mathbf{B}^T \mathbf{B}) * (\mathbf{C}^T \mathbf{C} \otimes \mathbf{1}_{L_{ini} \times L_{ini}}) \rangle = \langle \mathbf{B}^T \mathbf{B} \rangle * (\langle \mathbf{C}^T \mathbf{C} \rangle \otimes \mathbf{1}_{L_{ini} \times L_{ini}}) \quad (31)$$

$$\langle \mathbf{Q}^T \mathbf{Q} \rangle = \langle (\mathbf{A}^T \mathbf{A}) * (\mathbf{C}^T \mathbf{C} \otimes \mathbf{1}_{L_{ini} \times L_{ini}}) \rangle = \langle \mathbf{A}^T \mathbf{A} \rangle * (\langle \mathbf{C}^T \mathbf{C} \rangle \otimes \mathbf{1}_{L_{ini} \times L_{ini}}) \quad (32)$$

$$\langle \mathbf{T}^T \mathbf{T} \rangle = (\mathbf{I}_{R_{ini}} \otimes \mathbf{1}_{L_{ini}}^T) (\langle \mathbf{A}^T \mathbf{A} \rangle * \langle \mathbf{B}^T \mathbf{B} \rangle) (\mathbf{I}_{R_{ini}} \otimes \mathbf{1}_{L_{ini}}), \quad (33)$$

where the second-order statistics appearing in the above expressions can be computed as follows

$$\langle \mathbf{A}^T \mathbf{A} \rangle = \langle \mathbf{A} \rangle^T \langle \mathbf{A} \rangle + I \Sigma_a \quad (34)$$

$$\langle \mathbf{B}^T \mathbf{B} \rangle = \langle \mathbf{B} \rangle^T \langle \mathbf{B} \rangle + J \Sigma_b \quad (35)$$

$$\langle \mathbf{C}^T \mathbf{C} \rangle = \langle \mathbf{C} \rangle^T \langle \mathbf{C} \rangle + K \Sigma_c. \quad (36)$$

Next, the approximate posteriors of the variables belonging to the second level of hierarchy are given. The posterior of s_{rl} turns out [12] to be a GIG pdf,

$$q(s_{rl}) = \mathcal{GIG} \left(s_{rl} \left| -\frac{1}{2}, \langle \beta \rangle \langle \zeta_r \rangle (\langle \mathbf{a}_{rl}^T \mathbf{a}_{rl} \rangle + \langle \mathbf{b}_{rl}^T \mathbf{b}_{rl} \rangle), \langle \delta_{rl} \rangle \right. \right) \quad (37)$$

with mean

$$\langle s_{rl} \rangle = \sqrt{\frac{\langle \delta_{rl} \rangle}{\langle \beta \rangle \langle \zeta_r \rangle (\langle \mathbf{a}_{rl}^T \mathbf{a}_{rl} \rangle + \langle \mathbf{b}_{rl}^T \mathbf{b}_{rl} \rangle)}}, \quad (38)$$

where $\langle \mathbf{a}_{rl}^T \mathbf{a}_{rl} \rangle$ and $\langle \mathbf{b}_{rl}^T \mathbf{b}_{rl} \rangle$ are the $((r-1)L_{ini} + l, (r-1)L_{ini} + l)$ entries of (34) and (35), respectively. Similarly, the approximate posterior of ζ_r is also GIG,

$$q(\zeta_r) = \mathcal{GIG} \left(\zeta_r \left| -\frac{1}{2}, \langle \beta \rangle \left[\sum_{l=1}^L (\langle s_{rl} \rangle \langle \mathbf{a}_{rl}^T \mathbf{a}_{rl} \rangle + \langle \mathbf{b}_{rl}^T \mathbf{b}_{rl} \rangle) + \langle \mathbf{c}_r^T \mathbf{c}_r \rangle \right], \langle \rho_r \rangle \right. \right), \quad (39)$$

with $\langle \zeta_r \rangle$ given by

$$\langle \zeta_r \rangle = \sqrt{\frac{\langle \rho_r \rangle}{\langle \beta \rangle (\sum_{l=1}^{L_{ini}} \langle s_{rl} \rangle (\langle \mathbf{a}_{rl}^T \mathbf{a}_{rl} \rangle + \langle \mathbf{b}_{rl}^T \mathbf{b}_{rl} \rangle) + \langle \mathbf{c}_r^T \mathbf{c}_r \rangle)}} \quad (40)$$

and $\langle \mathbf{c}_r^T \mathbf{c}_r \rangle$ denoting the (r, r) entry of (36). It can be shown [12] that, at the third level of hierarchy,

$$q(\delta_{rl}) = \mathcal{G}(\delta_{rl} | \bar{\psi}, \bar{\tau}), \quad (41)$$

where

$$\bar{\psi} = \psi + \frac{I + J + 1}{2} \quad (42)$$

$$\bar{\tau} = \tau + \left\langle \frac{1}{2s_{rl}} \right\rangle, \quad (43)$$

and

$$q(\rho_r) = \mathcal{G}(\rho_r | \bar{\mu}, \bar{\nu}) \quad (44)$$

with

$$\bar{\mu} = \mu + \frac{(I + J)L_{\text{ini}} + KR_{\text{ini}} + 1}{2} \quad (45)$$

$$\bar{\nu} = \nu + \left\langle \frac{1}{2\zeta_r} \right\rangle. \quad (46)$$

The expectations $\left\langle \frac{1}{s_{rl}} \right\rangle$ and $\left\langle \frac{1}{\zeta_r} \right\rangle$ can be obtained as [12]

$$\left\langle \frac{1}{s_{rl}} \right\rangle = \frac{1}{\langle \delta_{rl} \rangle} + \frac{1}{\langle s_{rl} \rangle}, \quad (47)$$

$$\left\langle \frac{1}{\zeta_r} \right\rangle = \frac{1}{\langle \rho_r \rangle} + \frac{1}{\langle \zeta_r \rangle}. \quad (48)$$

Finally, the posterior of the noise precision parameter β is given by

$$q(\beta) = \mathcal{G}(\beta | \bar{\kappa}, \bar{\theta}) \quad (49)$$

where

$$\bar{\kappa} = \kappa + \frac{(I + J)L_{\text{ini}}R_{\text{ini}} + KR_{\text{ini}} + IJK}{2} \quad (50)$$

$$\bar{\theta} = \theta + \frac{1}{2} \langle \|\mathbf{Y}_{(1)}^T - \mathbf{P}\mathbf{A}^T\|_F^2 \rangle + \frac{1}{2} \sum_{r=1}^{R_{\text{ini}}} \left[\sum_{l=1}^{L_{\text{ini}}} (\langle \mathbf{a}_{rl}^T s_{rl} \zeta_r \mathbf{a}_{rl} \rangle + \langle \mathbf{b}_{rl}^T s_{rl} \zeta_r \mathbf{b}_{rl} \rangle) + \langle \mathbf{c}_r^T \zeta_r \mathbf{c}_r \rangle \right]. \quad (51)$$

The quantity $\langle \|\mathbf{Y}_{(1)}^T - \mathbf{P}\mathbf{A}^T\|_F^2 \rangle$ appearing in $\bar{\theta}$ is computed as

$$\langle \|\mathbf{Y}_{(1)}^T - \mathbf{P}\mathbf{A}^T\|_F^2 \rangle = \text{tr}\{\mathbf{Y}_{(1)}^T \mathbf{Y}_{(1)}\} - 2\text{tr}\{\langle \mathbf{A} \rangle^T \mathbf{Y}_{(1)} \langle \mathbf{P} \rangle\} + \text{tr}\{\langle \mathbf{A}^T \mathbf{A} \rangle (\langle \mathbf{B}^T \mathbf{B} \rangle * (\langle \mathbf{C}^T \mathbf{C} \rangle \otimes \mathbf{1}_{L_{\text{ini}} \times L_{\text{ini}}}))\}, \quad (52)$$

and for the remaining terms there holds

$$\langle \mathbf{a}_{rl}^T s_{rl} \zeta_r \mathbf{a}_{rl} \rangle = \langle s_{rl} \rangle \langle \zeta_r \rangle \langle \mathbf{a}_{rl}^T \mathbf{a}_{rl} \rangle \quad (53)$$

$$\langle \mathbf{b}_{rl}^T s_{rl} \zeta_r \mathbf{b}_{rl} \rangle = \langle s_{rl} \rangle \langle \zeta_r \rangle \langle \mathbf{b}_{rl}^T \mathbf{b}_{rl} \rangle \quad (54)$$

$$\langle \mathbf{c}_r^T \zeta_r \mathbf{c}_r \rangle = \langle \zeta_r \rangle \langle \mathbf{c}_r^T \mathbf{c}_r \rangle. \quad (55)$$

The whole process can be viewed as a coordinate ascent algorithm applied on a lower bound of the evidence function (ELBO) [12]. The resulting *Bayesian-BTD (BBTD)* algorithm is summarized in Table I. The iterations stop when a convergence criterion is met (e.g., the relative difference of the tensor reconstruction errors in two consecutive iterations becomes less than a user-defined threshold) or the maximum number of iterations is reached.

V. SIMULATION RESULTS

In this section, we evaluate the effectiveness of the BBTD algorithm in revealing the ranks and computing the model parameters. First, a $55 \times 55 \times 20$ tensor \mathcal{Y} is generated as in (2), with $R = 3$ and the L_r s being randomly selected from the set $\{2, 3, \dots, 8\}$. The entries of \mathbf{A}_r , \mathbf{B}_r and \mathbf{C} are i.i.d., sampled from the standard Gaussian distribution. The noise power is set so as to result in a signal-to-noise ratio $\text{SNR} = 10 \log_{10} \|\mathcal{X}\|_F^2 / (\sigma^2 \|\mathcal{N}\|_F^2)$ of 15 dB.

TABLE I
THE BAYESIAN BTD (BBTD) ALGORITHM

Input: $\mathcal{Y}, R_{\text{ini}}, L_{\text{ini}}$	
Output: $\hat{R}, \hat{L}_r, r = 1, 2, \dots, \hat{R}, \hat{\mathbf{A}}, \hat{\mathbf{B}}, \hat{\mathbf{C}}$	
Initialize $\mathbf{B}, \mathbf{C}, \beta, \mathbf{S}, \mathbf{Z}, \delta, \rho$	
repeat	
$\Sigma_{\mathbf{a}} = \langle \beta \rangle^{-1} (\langle \mathbf{P}^T \mathbf{P} \rangle + \langle \mathbf{S} \rangle (\langle \mathbf{Z} \rangle \otimes \mathbf{I}_{L_{\text{ini}}}))^{-1}$	
$\langle \mathbf{A} \rangle = \langle \beta \rangle \mathbf{Y}_{(1)} \langle \mathbf{P} \rangle \Sigma_{\mathbf{a}}$	
$\Sigma_{\mathbf{b}} = \langle \beta \rangle^{-1} (\langle \mathbf{Q}^T \mathbf{Q} \rangle + \langle \mathbf{S} \rangle (\langle \mathbf{Z} \rangle \otimes \mathbf{I}_{L_{\text{ini}}}))^{-1}$	
$\langle \mathbf{B} \rangle = \langle \beta \rangle \mathbf{Y}_{(2)} \langle \mathbf{Q} \rangle \Sigma_{\mathbf{b}}$	
$\Sigma_{\mathbf{c}} = \langle \beta \rangle^{-1} (\langle \mathbf{T}^T \mathbf{T} \rangle + \langle \mathbf{Z} \rangle)^{-1}$	
$\langle \mathbf{C} \rangle = \langle \beta \rangle \mathbf{Y}_{(3)} \langle \mathbf{T} \rangle \Sigma_{\mathbf{c}}$	
$\langle s_{rl} \rangle = \sqrt{\frac{\langle \delta_{rl} \rangle}{\langle \beta \rangle \langle \zeta_r \rangle (\langle \mathbf{a}_{rl}^T \mathbf{a}_{rl} \rangle + \langle \mathbf{b}_{rl}^T \mathbf{b}_{rl} \rangle)}}$	$r = 1, 2, \dots, R_{\text{ini}}, l = 1, 2, \dots, L_{\text{ini}}$
$\langle \frac{1}{s_{rl}} \rangle = \frac{1}{\langle \delta_{rl} \rangle} + \frac{1}{\langle s_{rl} \rangle}$	$r = 1, 2, \dots, R_{\text{ini}}, l = 1, 2, \dots, L_{\text{ini}}$
$\langle \delta_{rl} \rangle = \frac{2\psi + I + J + 1}{2\tau + \langle \frac{1}{s_{rl}} \rangle}$	$r = 1, 2, \dots, R_{\text{ini}}, l = 1, 2, \dots, L_{\text{ini}}$
$\langle \zeta_r \rangle = \sqrt{\frac{\langle \rho_r \rangle}{\langle \beta \rangle (\sum_{l=1}^{L_{\text{ini}}} \langle s_{rl} \rangle (\langle \mathbf{a}_{rl}^T \mathbf{a}_{rl} \rangle + \langle \mathbf{b}_{rl}^T \mathbf{b}_{rl} \rangle)) + \langle \mathbf{c}_r^T \mathbf{c}_r \rangle}}$	$r = 1, 2, \dots, R_{\text{ini}}$
$\langle \frac{1}{\zeta_r} \rangle = \frac{1}{\langle \rho_r \rangle} + \frac{1}{\langle \zeta_r \rangle}$	$r = 1, 2, \dots, R_{\text{ini}}$
$\langle \rho_r \rangle = \frac{2\mu + (I+J)L_{\text{ini}} + K R_{\text{ini}} + 1}{2\nu + \langle \frac{1}{\zeta_r} \rangle}$	$r = 1, 2, \dots, R_{\text{ini}}$
$\langle \beta \rangle = \frac{2\kappa + (I+J)L_{\text{ini}} R_{\text{ini}} + K R_{\text{ini}} + IJK}{2\theta + \left\langle \left\ \mathbf{Y}_{(1)}^T - \mathbf{P} \mathbf{A}^T \right\ _{\text{F}}^2 \right\rangle + \sum_{r=1}^{R_{\text{ini}}} \left[\sum_{l=1}^{L_{\text{ini}}} (\langle \mathbf{a}_{rl}^T s_{rl} \zeta_r \mathbf{a}_{rl} \rangle + \langle \mathbf{b}_{rl}^T s_{rl} \zeta_r \mathbf{b}_{rl} \rangle) + \langle \mathbf{c}_r^T \zeta_r \mathbf{c}_r \rangle \right]}$	
until convergence	
$\mathcal{I} = \{i \in \{1, 2, \dots, R_{\text{ini}}\} \mid i\text{th column of } \langle \mathbf{C} \rangle \text{ is of non-negligible energy}\}$	
$\hat{R} = \mathcal{I} $	
$\hat{\mathbf{C}} = \langle \mathbf{C} \rangle(:, \mathcal{I})$	
Let the elements of \mathcal{I} be sorted in increasing order as $i_1, i_2, \dots, i_{\hat{R}}$	
$\mathcal{I}_r = \{l \in \{1, 2, \dots, L_{\text{ini}}\} \mid l\text{th column of } \langle \mathbf{A} \rangle_r \triangleq \langle \mathbf{A} \rangle(:, (i_r - 1)L_{\text{ini}} + 1 : i_r L_{\text{ini}})$ is of non-negligible energy}	
$= \{l \in \{1, 2, \dots, L_{\text{ini}}\} \mid l\text{th column of } \langle \mathbf{B} \rangle_r \triangleq \langle \mathbf{B} \rangle(:, (i_r - 1)L_{\text{ini}} + 1 : i_r L_{\text{ini}})$ is of non-negligible energy},	
	$r = 1, 2, \dots, \hat{R}$
$\hat{L}_r = \mathcal{I}_r $	$r = 1, 2, \dots, \hat{R}$
$\hat{\mathbf{A}}_r = \langle \mathbf{A} \rangle_r(:, \mathcal{I}_r), \hat{\mathbf{B}}_r = \langle \mathbf{B} \rangle_r(:, \mathcal{I}_r),$	$r = 1, 2, \dots, \hat{R}$
$\hat{\mathbf{A}} = \begin{bmatrix} \hat{\mathbf{A}}_1 & \hat{\mathbf{A}}_2 \cdots \hat{\mathbf{A}}_{\hat{R}} \end{bmatrix}$	
$\hat{\mathbf{B}} = \begin{bmatrix} \hat{\mathbf{B}}_1 & \hat{\mathbf{B}}_2 \cdots \hat{\mathbf{B}}_{\hat{R}} \end{bmatrix}$	

Both R and L_r s are initialized to 10. The evolution of the median value of the NMSE = $\sum_{r=1}^R \frac{\|\mathbf{A}_r \mathbf{B}_r^T \circ \mathbf{c}_r - \hat{\mathbf{A}}_r \hat{\mathbf{B}}_r^T \circ \hat{\mathbf{c}}_r\|_{\text{F}}^2}{\|\mathbf{A}_r \mathbf{B}_r^T \circ \mathbf{c}_r\|_{\text{F}}^2}$ values³ obtained in 10 independent runs is plotted in Fig. 3, for a single initialization of the algorithm⁴.

The second experiment aims at evaluating the ability of the algorithm to correctly estimate R and the L_r s, in a scenario of strong noise. \mathcal{Y} is now of dimensions $I = 30, J = 30, K = 30$, with $R = 5, L_1 = 8, L_2 = 6, L_3 =$

³The Hungarian algorithm is employed to resolve the permutation ambiguity, that is, to match the \hat{R} estimated non-zero block terms with the true ones.

⁴Note that the proposed algorithm is shown to be robust to initialization in the current experimental setting, hence a single initialization is sufficient.

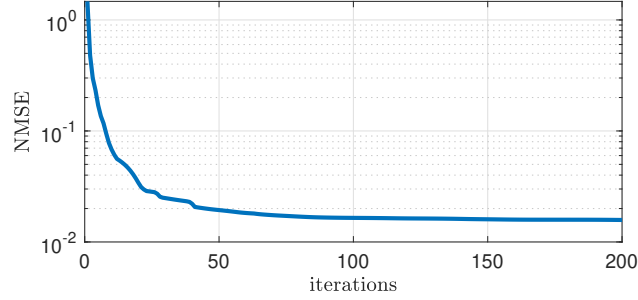


Fig. 3. NMSE vs. iterations.

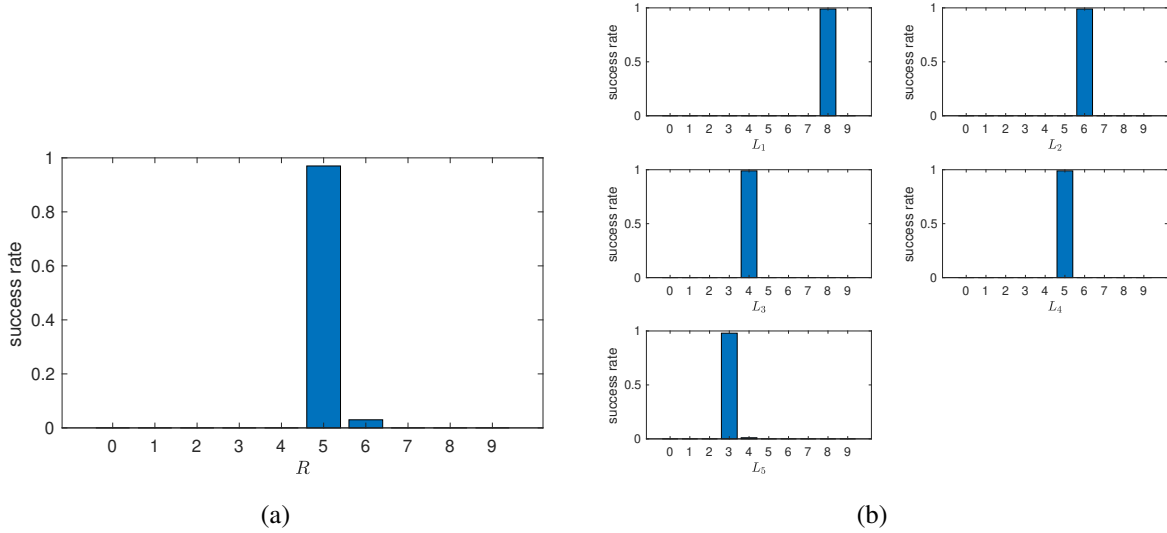


Fig. 4. Success rates of the recovery of (a) R and (b) L_r s.

4, $L_4 = 5$ and $L_5 = 3$, and SNR=5 dB. Both R and L_r s are again overestimated to 10. Fig. 4 depicts the success rates in the recovery of the true R and L_r s obtained out of 100 independent runs of the experiment. The algorithm is seen to recover the correct number of non-zero block terms in the vast majority of the cases, achieving a success rate of 97% for the estimation of R . It should be also noted that in the rare cases that it fails, this happens only with a small deviation from the true R , namely 6. Fig. 4(b) shows the success rates for the L_r s in the cases that R is correctly estimated. These are nearly 100%, demonstrating the effectiveness of the proposed algorithm in revealing the true ranks of the \mathbf{A}_r s and \mathbf{B}_r s.

VI. CONCLUSIONS AND FUTURE WORK

The problem of estimating the BTM model structure, namely the number of block terms and their individual ranks, is significantly more challenging than that for the TD and CPD models and has only recently started to attract significant attention. In this preprint, a Bayesian approach to the problem of rank-revealing rank- $(L_r, L_r, 1)$ BTM tensor modeling is developed for the first time. Using ideas that stem from the celebrated ARD framework we devise a Bayesian model that is composed of 3 levels of prior distributions. The resulting marginal priors are heavy

tailed and have been carefully crafted so as to jointly enforce sparsity on the columns of the factor matrices. In doing so, model selection can be performed in parallel with the model computation. This is achieved with an iterative algorithm that results from the application of variational inference in the proposed probabilistic model. Its Bayesian nature completely avoids the ubiquitous in regularization-based methods task of hyper-parameter tuning. Simulation results with synthetic data demonstrate its effectiveness in terms of both rank estimation and model fitting. The extended version of this preprint will provide further theoretical insights into the Bayesian model and possible variants thereof. The connections of the proposed algorithm with our earlier regularization-based method [5] will be explored in more detail. Moreover, the performance of the algorithm will be evaluated in additional synthetic and real-data experiments. Finally, nonnegativity constraints will be incorporated to the current Bayesian approach. In doing so, we aspire to get new insights when it comes to the interpretability of the BTD model, thus allowing for the use of it in a wide range of blind-source separation type applications.

REFERENCES

- [1] L. De Lathauwer, “Decompositions of a higher-order tensor in block terms — Part II: Definitions and uniqueness,” *SIAM J. Matrix Anal. Appl.*, vol. 30, no. 3, pp. 1033–1066, 2008.
- [2] A. A. Rontogiannis, E. Kofidis, and P. V. Giampouras, “Block-term tensor decomposition: Model selection and computation,” arXiv:2002.09759v2 [cs.NA], Oct. 2020.
- [3] L. De Lathauwer, “Block component analysis: a new concept for blind source separation,” in *Proc. LVA/ICA-2012*, Tel Aviv, Israel, Mar. 2012.
- [4] Y. Qian, F. Xiong, S. Zeng, J. Zhou, and Y. Y. Tang, “Matrix-vector nonnegative tensor factorization for blind unmixing of hyperspectral imagery,” *IEEE Trans. Geosci. Remote Sens.*, vol. 55, no. 3, pp. 1776–1792, Mar. 2017.
- [5] A. A. Rontogiannis, E. Kofidis, and P. V. Giampouras, “Block-term tensor decomposition: Model selection and computation,” in *Proc. EUSIPCO-2020*, Amsterdam, The Netherlands, Aug. 2020, deferred for Jan. 2021.
- [6] S. Theodoridis, *Machine Learning — A Bayesian and Optimization Perspective*, 2nd ed. Academic Press, 2020.
- [7] D. G. Tzikas, A. C. Likas, and N. P. Galatsanos, “The variational approximation for Bayesian inference,” *IEEE Signal Process. Mag.*, pp. 131–146, Nov. 2008.
- [8] Q. Zhao, L. Zhang, and A. Cichocki, “Bayesian sparse Tucker models for dimension reduction and tensor completion,” arXiv:1505.02343v1 [cs.LG], May 2015.
- [9] L. Cheng, Z. Chen, Q. Shi, Y.-C. Wu, and S. Theodoridis, “Towards probabilistic tensor canonical polyadic decomposition 2.0: Automatic tensor rank learning using generalized hyperbolic prior,” arXiv:2009.02472v1 [cs.LG], Sep. 2020.
- [10] L. Xu, L. Cheng, N. Wong, and Y.-C. Wu, “Learning tensor train representation with automatic rank determination from incomplete noisy data,” arXiv:2010.06564v1 [eess.SP], Oct. 2020.
- [11] M. E. Tipping, “Sparse Bayesian learning and the relevance vector machine,” *J. Mach. Learn. Res.*, vol. 1, pp. 211–244, Jun. 2001.
- [12] P. V. Giampouras, A. A. Rontogiannis, K. E. Themelis, and K. D. Koutroumbas, “Online sparse and low-rank subspace learning from incomplete data: A Bayesian view,” *Signal Processing*, vol. 137, pp. 199–212, 2017.