

Towards Optimally Efficient Tree Search with Deep Temporal Difference Learning

Ke He, Lisheng Fan and George K. Karagiannidis, *Fellow, IEEE*

Abstract—This paper investigates the classical integer least-squares problem which estimates integer signals from linear models. The problem is NP-hard and often arises in diverse applications such as signal processing, bioinformatics, communications and machine learning, to name a few. Since the existing optimal search strategies involve prohibitive complexities, they are hard to be adopted in large-scale problems. To address this issue, we propose a general hyper-accelerated tree search (HATS) algorithm by employing a deep neural network to estimate the optimal heuristic for the underlying simplified memory-bounded A* algorithm, and the proposed algorithm can be easily generalized with other heuristic search algorithms. Inspired by the temporal difference learning, we further propose a training strategy which enables the network to approach the optimal heuristic precisely and consistently, thus the proposed algorithm can reach nearly the optimal efficiency when the estimation error is small enough. Experiments show that the proposed algorithm can reach almost the optimal maximum likelihood estimate performance in large-scale problems, with a very low complexity in both time and space.

Index Terms—Signal estimation, integer least-squares problem, deep learning, temporal difference learning, tree search algorithm

I. INTRODUCTION

Consider the standard linear model shown in Fig. 1, where the aim is to estimate the signal vectors from the noisy observations of their random linear transformations given by

$$\bar{\mathbf{y}} = \bar{\mathbf{H}}\bar{\mathbf{x}} + \bar{\mathbf{w}}, \quad (1)$$

where the random transformation matrix $\bar{\mathbf{H}} \in \mathbb{R}^{n \times m}$ ($n \geq m$) is known, and $\bar{\mathbf{w}} \in \mathbb{R}^m$ is an unknown additive white Gaussian noise (AWGN) vector. For complex-valued systems, we consider the following representation

$$\underbrace{\begin{bmatrix} \Re(\bar{\mathbf{y}}) \\ \Im(\bar{\mathbf{y}}) \end{bmatrix}}_{\bar{\mathbf{y}}} = \underbrace{\begin{bmatrix} \Re(\bar{\mathbf{H}}) & -\Im(\bar{\mathbf{H}}) \\ \Im(\bar{\mathbf{H}}) & \Re(\bar{\mathbf{H}}) \end{bmatrix}}_{\bar{\mathbf{H}}} \underbrace{\begin{bmatrix} \Re(\bar{\mathbf{x}}) \\ \Im(\bar{\mathbf{x}}) \end{bmatrix}}_{\bar{\mathbf{x}}} + \underbrace{\begin{bmatrix} \Re(\bar{\mathbf{w}}) \\ \Im(\bar{\mathbf{w}}) \end{bmatrix}}_{\bar{\mathbf{w}}}, \quad (2)$$

where $\bar{\mathbf{x}} \in \mathbb{C}^{m_c}$, $\bar{\mathbf{H}} \in \mathbb{C}^{n_c \times m_c}$, $\bar{\mathbf{w}} \in \mathbb{C}^{m_c}$ are the complex-valued transmitted signal, transformation matrix, and AWGN, respectively. In addition, $\Re(\cdot)$ and $\Im(\cdot)$ denote the real part and imaginary part of the value. Based on this real-valued representation, complex-valued systems can be represented as the same as (1) as well, where $m = 2m_c$ and $n = 2n_c$.

K. He and L. Fan are all with the School of Computer Science and Cyber Engineering, Guangzhou University, China (e-mail: heke2018@e.gzhu.edu.cn, lsfan@gzhu.edu.cn).

G. K. Karagiannidis is with the Wireless Communications Systems Group (WCSG), Aristotle University of Thessaloniki, Thessaloniki 54 124, Greece (e-mail: geokarag@auth.gr).

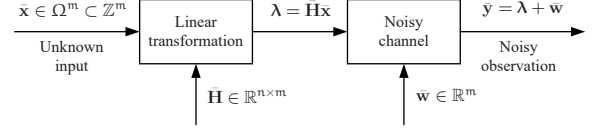


Fig. 1. Signal estimation with standard linear model.

Typically, the signal vector $\bar{\mathbf{x}}$ is often uniformly distributed over a finite subset of the infinite lattice whose entries are integers, saying that $\bar{\mathbf{x}} \in \Omega^m \subseteq \mathbb{Z}^m$. If the transformation matrix is perfectly known, the mathematically optimal approach to recover the signal, in terms of minimizing the average error probability, is the maximum-likelihood (ML) estimate given by

$$\bar{\mathbf{x}}_\zeta = \arg \min_{\bar{\mathbf{x}} \in \Omega^m} \|\bar{\mathbf{y}} - \bar{\mathbf{H}}\bar{\mathbf{x}}\|^2. \quad (3)$$

In addition, the problem of finding the optimal solution of (3), is also known as the so-called integer least-squares (ILS) problem [1]. Generally, the ILS problem has many diverse applications which include but not limited to signal processing [2], communications [3], machine learning [4], cryptography [5], global navigation satellite systems (GNSS) [6]–[8], bioinformatics [9], Monte Carlo second-moment estimation [10], lattice design [3] and radar imaging [11]. In lattice theory, the transformation matrix $\bar{\mathbf{H}}$ is regarded as the generator matrix [12], and the generated lattice is given by

$$\bar{\Lambda} = \{\bar{\Lambda} = \bar{\mathbf{H}}\bar{\mathbf{x}} | \bar{\mathbf{x}} \in \Omega^m\}, \quad (4)$$

which indicates that the generated lattice is the “skewed” one of the original lattice. Therefore, the ILS problem has a clearly geometric interpretation, which suggests us to find the closest “skewed” lattice point to the given noisy observation, in terms of the Euclidean distance [13]. For this reason, the ILS problem is also referred as the closest lattice point search (CLPS) problem in the literature [14].

Unfortunately, solving the ILS problem is much more challenging with comparison to the standard LS problem, where the latter signal vector comprises of continuous entries rather than discrete entries, and the optimal solution can be efficiently resolved via pseudo inverse [15]. As a combinatorial optimization problem, the ILS problem is known to be NP-hard because of its discrete search space [16]. It has been proved that solving the ILS problem optimally involves exponential complexity in the worst case for all algorithms [17]–[19]. However, one can formulate the problem as search in a state space, and efficiently reduce the average complexity by following a certain strategy that investigates only the necessary

lattice points [20]–[22]. In particular, the formulated state space is a tree where nodes represent states, while branches represent decisions. Correspondingly, the strategies that decide which node should be expanded next is called tree search algorithms, and we will overview the most commonly studied tree search algorithms in the rest of this section.

A. Tree Search Algorithms

Generally, the commonly studied tree search algorithms to solve the ILS problem can be categorized as depth first search (DFS), best first search (BFS), and deep learning based search.

1) *Depth First Search*: DFS often uses a branch-and-bound (BnB) strategy to search the goal nodes in the tree, so that it is also called DFSBnB. DFSBnB starts at the root node and always visits the deepest node whose evaluation cost falls within a predefined global upper bound, which results that nodes will be pruned if their costs are greater than the bound [12]. Besides, DFSBnB will dynamically reduce the search space by updating the global upper bound whenever an intermediate goal node whose cost is less than the bound is visited [13]. To find the optimal goal node more quickly, the newly generated nodes are required to be expanded in an ascending order of their cost, which is also known to be node-ordering in the literature [23]. There are some advantages of DFSBnB, and one is that it can find the optimal path, while its memory requirement is linear with the search depth. However, it may expand some unnecessary nodes whose cost is greater than the optimal goal node, which limits the efficiency in large-scale problems [24]. In particular, a typical implementation of DFSBnB is the sphere decoding (SD) algorithm [25], [26], and the expected complexity of the SD algorithm proposed by Fincke and Pohst [20] is polynomial under considerable good conditions [1]. Specifically, SD restricts the search space within a hyper-sphere, and searches with possibly dynamic radius reduction until the closest lattice point is met [12]–[14]. Clearly, SD algorithm can prevent some unpromising lattice points from being visited, thus fasten the search. Therefore, choosing an appropriate initial radius for the hyper-sphere and reducing the radius accordingly become two fundamental strategies for SD algorithm design [27]. If the initial radius is too small, no lattice point will lie within the hyper-sphere. On the other side, any oversized radius will lead to an excess of lattice points inside the hyper-sphere, hence encumbering the search [28].

2) *Best-First Search*: BFS [29]–[31] maintains a partially expanded state space tree, estimates the quality of the remaining path with a heuristic function, and expands the most promising node among all nodes that are not yet expanded, until a leaf node is selected. Since it often leverages the estimated heuristic about the remaining path, BFS is also known to be the informed heuristic search [30]. In particular, a special case of BFS is the A* algorithm [32], where the path cost $f = g + h$ is the addition of the currently evaluated cost g and the heuristic cost h . If h never overestimates the real cost h^* , then h is said to be admissible. With an admissible heuristic, A* is optimal and it always finds the optimal ML estimate [32]. In addition, if the heuristic satisfies

the triangle inequality, then it is consistent [33]. With a consistent heuristic, A* is optimally efficient in terms of that it not only guarantees to find the optimal solution, but also visits the fewest nodes among all algorithms that use the same heuristic [24]. Although A* is much more computationally efficient than DFSBnB in practice, it requires memory space that increases exponentially with the search depth [24]. To tackle this issue, researchers have investigated many variants of memory bounded A* to reduce the space complexity. For example, an iterative depending A* (IDA*) algorithm and recursive best first search (RBFS) introduced in [34] and [35] use only linear space with the search depth, but visit more nodes. Besides, to use all available memory, researchers have proposed the simplified memory-bounded A* (SMA*) algorithm in [36]. It also shows that SMA* is equivalent to, and shares the same property with A* if the provided memory can hold all nodes generated by A* [36]. Estimating discrete signals with A* has been investigated in [37]–[40], where the key idea is to find a tight lower bound of the remaining cost by looking forward one or several steps from the node. However, these methods are not optimally efficient, since the heuristics are admissible only but not consistent.

3) *Deep Learning Based Search*: In recent years, deep learning technologies have been applied in various applications, and significant successes have been arrived (e.g. [41]–[49]). Specifically, for tree search algorithms in large-scale problems, a well-known application is the Alpha-Go algorithm introduced in [43] and [44] which combines deep reinforcement learning and Monte Carlo tree search to find good moves in extremely large game state trees (e.g. 250^{150} possible moves in Go). As to the ILS problem, researchers have proposed an efficient deep reinforcement learning approach to enhance the conventional cutting plane method [50]. In addition, as to DFSBnB, researchers have successfully employed the deep neural networks (DNN) to choose the initial radius for the SD algorithm [51], [52]. The authors modified the SD algorithm and integrated it with the DNN, which either enabled the DNN to predict the number of lattice points lying inside the given radius, or used the DNN to predict the radius which contains only a few lattice points. Since the tree search can be treated as a sequential decision making process, the authors in [53] proposed a learning to iteratively search algorithm (LISA) to fix the complexity and use DNN to make decisions on each step, and it has been shown that LISA can achieve an approximate ML performance in some communication systems.

B. Contribution

The performance and complexity trade-off has been extensively investigated in the past several decades, and it is hard to achieve a perfect balance. Specifically, though many optimal search algorithms [37]–[40], [51], [52] have been proposed for signal estimation, their average complexities are still prohibitively high, especially in low signal-to-noise ratio (SNR) regions and large-scale systems [26], [52], e.g. massive multiple-input multiple output (MIMO) systems. As to the low-complexity sub-optimal algorithms including the

minimum mean squared error (MMSE) estimator [2], linearized alternating direction method of multipliers (ADMM) [54], [55], approximate message passing (AMP) [56], [57] and LISA, their performances are far from the optimal ML performance in large-scale problems [26]. However, for some specific applications, it is important to design an algorithm that involves a very low complexity, while does not compromise the optimality accordingly. For instance, signal estimation in MIMO and massive MIMO systems, which are the key components for the fifth generation (5G) and sixth generation (6G) communication systems, often require the optimal ML estimate performance with a complexity as low as possible to provide low-latency and high-quality services.

In this paper, we are interested in pursuing the optimal performance while still involving a complexity as low as possible in both time and space. In other words, we would like to discover a perfect balance between the performance and complexity for the ILS problem. To accomplish this goal, we propose a hyper-accelerated tree search (HATS) algorithm, which enhances the efficient memory-bounded A* algorithm [36] to precisely estimate the optimal heuristic with deep learning technologies. This idea is inspired by the fact that the A* algorithm not only becomes optimal efficient, but also expands the fewest nodes if the optimal heuristic is provided [32], as opposed to the A* inspired search algorithms introduced in [37]–[39] that only find admissible heuristics.

To summarize this work, our main contributions are:

- 1) We address the ILS problem in large-scale problems by proposing an efficient tree search algorithm, namely, HATS. Experiments show that HATS can achieve almost the optimal ML estimate performance, efficiently accelerate the search speed, and reduce the memory usage of SMA* in large-scale problems.
- 2) The proposed algorithm is efficient since it can be interpreted as a dynamic branch-and-bound search algorithm that efficiently prunes the unnecessary nodes, especially when the neural network estimates the optimal heuristic precisely.
- 3) Inspired by the deep temporal difference learning, we propose a special training strategy which can efficiently train the model to approach the optimal heuristic accurately and consistently. Experiments show that the complexity coefficient of the proposed algorithm increases almost linear with the problem scale, which indicates that the training strategy is efficient and robust.
- 4) The proposed algorithm is a general framework, which uses neural network to predict the optimal heuristic. Hence, it is attractive and can be applied in the heuristic tree search algorithms whose performances rely on the quality of the heuristic.
- 5) Although the experiments mainly focus on wireless communication systems in this paper, however, it is clear that the proposed algorithm is general and can be applied to other applications of the ILS problem in diverse disciplines.

II. SOLVING THE ILS PROBLEM WITH TREE SEARCH

As we have mentioned before, the ILS problem can be regarded as the CLPS problem whose principle is to find the closest lattice point. Since solving this problem directly involves exponential complexity, we take an efficient approach to interpret it as a tree search representation, which enables us to decouple the vector-valued estimation problem into a sequential decision making problem. Generally, there are three stages to fulfill it, which include the preprocessing, tree construction, and tree search, detailed as following.

A. Preprocessing

In the preprocessing stage, we reorder the detection order and then perform QR decomposition, which is also called as the ordered QR decomposition in the literature [40], [58]. Let $\mathbf{P} \in \mathbb{R}^{m \times m}$ be a proper permutation matrix so that $\mathbf{P}\mathbf{P}^T = \mathbf{I}_m$, and let $\mathbf{H} \triangleq \bar{\mathbf{H}}\mathbf{P}$ and $\mathbf{x} \triangleq \mathbf{P}^T \bar{\mathbf{x}}$ denote the reordered results. The idea behind this strategy is that we can change the detection order by rearranging the columns of $\bar{\mathbf{H}}$ in an ascending order of their ℓ_2 norms, i.e., $\mathbf{H} \triangleq (\mathbf{h}_1, \mathbf{h}_2, \dots, \mathbf{h}_m)$ and $\|\mathbf{h}_1\|^2 \leq \|\mathbf{h}_2\|^2 \leq \dots \leq \|\mathbf{h}_m\|^2$, so that we can reduce the average complexity of sequential detection, since the vector component with better condition is detected first. In particular, the detection order will remain unchanged if we set $\mathbf{P} = \mathbf{I}_m$. Formally, the ordered QR decomposition is given by

$$\mathbf{H} \triangleq \bar{\mathbf{H}}\mathbf{P} = [\mathbf{Q}_1 \quad \mathbf{Q}_2] \begin{bmatrix} \mathbf{R} \\ \mathbf{0}_{(n-m) \times m} \end{bmatrix}, \quad (5)$$

where $\mathbf{R} \in \mathbb{R}^{m \times m}$ is an upper triangular matrix, and the partitioned matrices $\mathbf{Q}_1 \in \mathbb{R}^{n \times m}$ and $\mathbf{Q}_2 \in \mathbb{R}^{n \times (n-m)}$ both have orthogonal columns. Now, we can rewrite (1) as

$$\mathbf{y} = \mathbf{R}\mathbf{x} + \mathbf{w}, \quad (6)$$

where $\mathbf{y} \triangleq \mathbf{Q}_1^T \bar{\mathbf{y}}$ and $\mathbf{w} \triangleq \mathbf{Q}_1^T \bar{\mathbf{w}}$. Note that the problem is always squared of dimensions m after preprocessing. In particular, we number the entries of matrices and vectors in a reverse order as

$$\begin{pmatrix} y_m \\ \vdots \\ y_1 \end{pmatrix} = \begin{pmatrix} r_{m,m} & \dots & r_{m,1} \\ \vdots & \ddots & \vdots \\ 0 & \dots & r_{1,1} \end{pmatrix} \begin{pmatrix} x_m \\ \vdots \\ x_1 \end{pmatrix} + \begin{pmatrix} w_m \\ \vdots \\ w_1 \end{pmatrix}, \quad (7)$$

where $r_{i,j}$ represents the (i,j) -th component of \mathbf{R} after arranging from the bottom right to the upper left.

B. Tree Construction

After the preprocessing, we denote the squared Euclidian distance of a given candidate as

$$d^2(\mathbf{x}) = \sum_{i=1}^m \left(y_i - \sum_{j=1}^i r_{i,j} x_j \right)^2, \quad (8)$$

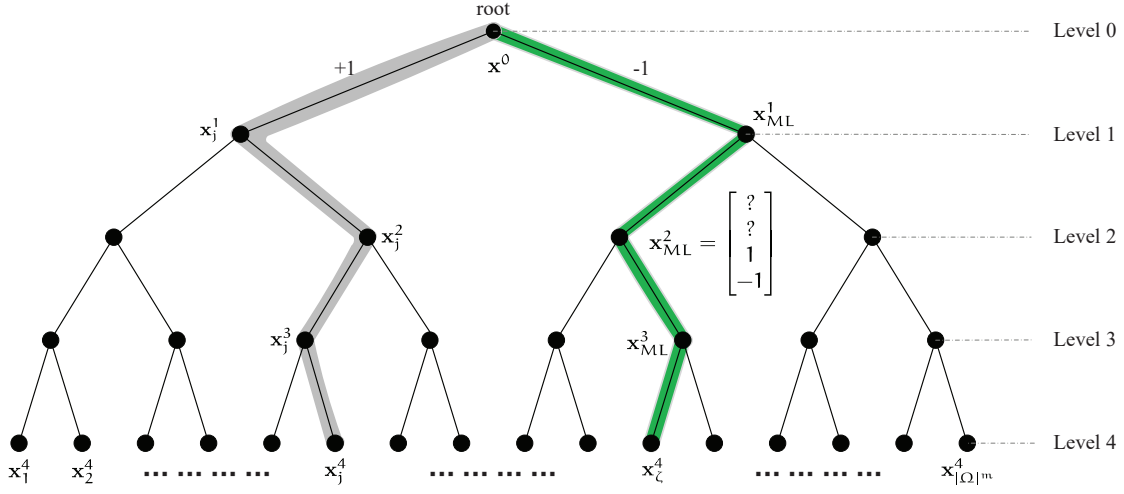


Fig. 2. Tree representations for the problem, where $n = m = 4$ and $\Omega = \{-1, 1\}$. The green path represents the ML solution path P_{ζ} , while the gray path represents any solution path P_j on the tree. In addition, the left and right branches represent the symbol decision on -1 or 1 , and x_j^k represents the node that located at level k of P_j .

and it can be expanded as

$$d^2(\mathbf{x}) = \underbrace{(y_1 - r_{1,1}x_1)^2}_{b(\mathbf{x}^1)} + \underbrace{(y_2 - r_{2,2}x_2 - r_{2,1}x_1)^2}_{b(\mathbf{x}^2)} + \dots + \underbrace{(y_m - r_{m,1}x_1 - \dots - r_{m,m}x_m)^2}_{b(\mathbf{x}^m)} \quad (9a)$$

$$= \sum_{k=1}^m b(\mathbf{x}^k), \quad (9b)$$

where the k -th distance increment of each candidate, denoted by

$$b(\mathbf{x}^k) = (y_k - \sum_{j=1}^k r_{k,j}x_j)^2, \quad (10)$$

depends only on the partially ready signal vector (PRSV) $\mathbf{x}^k = (x_1, x_2, \dots, x_k)$. Now, the vector-valued estimation problem can be changed into a sequential decision making problem, since all components can be completely decided in finite steps. Specifically, we need to further denote the accumulated distance increment of a PRSV \mathbf{x}^k as

$$g(\mathbf{x}^k) = \sum_{i=1}^k b(\mathbf{x}^i), \quad (11)$$

and the successor can be computed recursively by

$$g(\mathbf{x}^{k+1}) = b(\mathbf{x}^{k+1}) + g(\mathbf{x}^k), \quad \forall k = 0, 1, 2, \dots, m-1 \quad (12)$$

where the initialization $g(\mathbf{x}^0) \equiv 0$. Clearly, (12) constructs a perfect $|\Omega|$ -way tree that grows from a dummy root \mathbf{x}^0 , branches at every PRSV, and lastly, stops at the leaves Ω^m . In the resulting tree, each leaf represents a goal node associated with a specific solution, and the set of goal nodes is countable since $|\Omega|$ is finite, which can be enumerated as

$$\Omega^m = \{\mathbf{x}_1^m, \mathbf{x}_2^m, \dots, \mathbf{x}_j^m, \dots, \mathbf{x}_{|\Omega|^m}^m\}. \quad (13)$$

Since every goal node \mathbf{x}_j^m represents a complete solution path, we can denote the j -th solution path as P_j . Accordingly, we denote the antecedent of a goal node \mathbf{x}_j^m that locates at level k as \mathbf{x}_j^k , which also represents the path leading from the root to that node. Note that we will sometimes ignore the subscript and use symbol \mathbf{x}^k to represent an arbitrary node located at level k . We also denote that $\mathbf{x}^l \subseteq \mathbf{x}^k$ ($0 \leq l \leq k$) if a node \mathbf{x}^l is on the path of \mathbf{x}^k , i.e. \mathbf{x}^l is the antecedent of \mathbf{x}^k such that $\mathbf{x}^k = (\mathbf{x}^l, x_{l+1}, \dots, x_k)$. On the contrary, we denote that $\mathbf{x}^l \supseteq \mathbf{x}^k$ ($k \leq l \leq m$) if a node \mathbf{x}^l is the descendent that extends the path of \mathbf{x}^k . For convenience, we will use $P_j^{l \rightarrow k}$ to represent a specific path from a node \mathbf{x}_j^l to the other node \mathbf{x}_j^k . Importantly, every node \mathbf{x}^k is associated with a branch cost $b(\mathbf{x}^k)$, and $g(\mathbf{x}^k)$ is the accumulated branch cost of a partial path leading from the root to that node \mathbf{x}^k . In particular, the cost of a solution path from the root to a leaf node is the square distance between the given lattice point \mathbf{y} and the associated lattice point $\boldsymbol{\lambda}_j = \mathbf{R}\mathbf{x}_j^m$, expressed by

$$d^2(\mathbf{x}_j^m) = g(\mathbf{x}_j^m) = \|\mathbf{y} - \boldsymbol{\lambda}_j\|^2. \quad (14)$$

This suggests that the ML estimate is found once the least-cost leaf node is met. For demonstration, a simple resulting tree is illustrated in Fig. 2, where $n = m = 4$ and $\Omega = \{-1, 1\}$.

C. Tree Search

In this section, we consider the A* algorithm to search the least-cost path since it expands the fewest nodes among the search algorithms. In addition, since A* requires memory space that is exponential in the search depth, we also employ an enhanced version of the A* algorithm, namely, simplified memory-bounded A* (SMA*) algorithm, to prevent memory overflow in large-scale systems. Importantly, it is necessary to introduce the following notations before describing the algorithms,

- **ACTIVE** is an *ordered container with possibly limited space* that stores nodes to be expanded, whose data

Algorithm 1: A* Algorithm

Input: received signal \mathbf{y} and transformation matrix \mathbf{R}
Output: $\hat{\mathbf{x}}$ (estimate of the transmitted signal \mathbf{x})

```

1 Insert the root node  $\mathbf{x}^0$  in ACTIVE;
2 loop
3   if ACTIVE is empty then
4     return  $\hat{\mathbf{x}} = \emptyset$  with failure;
5   end
6    $\mathbf{x}^k \leftarrow$  least- $f$ -cost node in ACTIVE;
7   if  $\mathbf{x}^k$  is a goal node then
8     return  $\hat{\mathbf{x}} = \mathbf{x}^k$  with success;
9   end
10  for every successor  $\mathbf{x}^{k+1} \supset \mathbf{x}^k$  do
11     $f(\mathbf{x}^{k+1}) \leftarrow \max(f(\mathbf{x}^k), g(\mathbf{x}^{k+1}) + h(\mathbf{x}^{k+1}))$ ;
12    Insert  $\mathbf{x}^{k+1}$  into ACTIVE;
13  end
14  Remove  $\mathbf{x}^k$  from ACTIVE;
15 end

```

structure is often a priority queue or self-balancing binary search tree (a.k.a. AVLTree) in practice.

- $f(\mathbf{x}^k) \in \mathbb{R}$ is the *evaluation cost* (f -cost) currently assigned to a node \mathbf{x}^k at the time. Note that $f(\mathbf{x}^k)$ is not static, and it may change during the search process.
- A node is *generated* if it has been visited during the expansion of its parent.
- A node is *expanded* if all of its successors have been generated during the expansion.
- A node is *in memory* if it is inserted into ACTIVE.
- Two search algorithms are said to be *equivalent* if they generate the same set of nodes, and return the same result.
- We define the *complexity* of a search algorithm in terms of the number of nodes it generates.
- Algorithm A *dominates* algorithm B if A returns the same result as B, but has lower complexity.

We are now ready to introduce the A* algorithm, and the pseudo code is presented in Algorithm 1. Throughout the paper, we shall emphasize that the tree search always starts at a dummy root \mathbf{x}^0 . At each iteration, A* search expands the least- f -cost node among all nodes that are in memory and waiting for expansion, and inserts all successors of that node into the memory afterwards [24]. This process will terminate as soon as a goal node is selected for expansion, and the selected goal node will become the output of the algorithm. A* search is the most common informed heuristic search algorithm, and it employs a heuristic function $h(\cdot)$ to determine the potentiality of the remaining path of a node, and accordingly, the optimal heuristic of an arbitrary node \mathbf{x}^k is the minimal sum of the remaining branch costs among all solution paths that extended from \mathbf{x}^k [32]. Formally, it is given by

$$h^*(\mathbf{x}^k) = \min_{\mathbf{x}^m \supseteq \mathbf{x}^k} g(\mathbf{x}^m) - g(\mathbf{x}^k). \quad (15)$$

In particular, we have $h^*(\mathbf{x}^m) = 0$, since the goal nodes have no successor at all. In addition, A* employs an additive

evaluation function [32]

$$f(\mathbf{x}^k) = g(\mathbf{x}^k) + h(\mathbf{x}^k), \quad (16)$$

where $h(\mathbf{x}^k)$ represents the estimate of the optimal heuristic. Moreover, an estimated heuristic $h(\mathbf{x}^k)$ is *admissible* if it is a lower bound of the optimal heuristic $h^*(\mathbf{x}^k)$, i.e. an admissible heuristic never overestimates the real cost [33]. Furthermore, $h(\mathbf{x}^k)$ is called to be *consistent* if $b(\mathbf{x}^{k+1}) + h(\mathbf{x}^{k+1}) \geq h(\mathbf{x}^k)$ holds for every node \mathbf{x}^k and its child \mathbf{x}^{k+1} , i.e. an estimated heuristic is consistent if it satisfies the triangle inequality [35]. It is clear that a consistent heuristic is also admissible, but not vice verse [34].

As to the SMA* algorithm, the pseudo code is presented in Algorithm 2 and the helper functions of SMA* are presented in Algorithm 3. From Algorithm 2, we can find that SMA* works just like A*, expanding the least- f -cost node until ACTIVE is full. However, unlike the A* algorithm, it generates successors one by one to avoid memory overflow [36]. Once ACTIVE is full, the shallowest highest f -cost leaf node is removed so that the newest node can be inserted into the memory, and the removed leaf node is called the forgotten node. Note that the leaf node is not necessary the goal node, since the “leaf” is with respect to the partially expanded state space tree generated by the algorithm, rather than the whole tree. After that, it remembers the key information of the best forgotten node inside the parent. Through this strategy, the antecedent nodes are able to be aware of the potentiality of the best forgotten path, thereby the algorithm can manipulate the memory and recover the best forgotten path when all other paths are certainly much less promising than it [36]. In conclusion, it expands the best node, generates a successor at the time to ACTIVE and deletes the worst leaf node when the memory is full.

D. Optimal Efficiency

It has been proved that some useful properties will be established for the A* algorithm if the estimated heuristic satisfies some conditions [36]. One important property is that A* guarantees to find the optimal solution if the heuristic is admissible [32]. As to the SMA* algorithm, the optimality requires that the minimum memory requirement to store the solution path is satisfied as well [36]. Besides, under a slightly stronger constraint from the consistency, the A* algorithm is optimally efficient in the meaning that no other algorithm that uses the same heuristic would expand fewer nodes than the A* algorithm to find the optimal solution [32]. In addition, reducing the estimation error of a consistent heuristic would only decrease the number of nodes expanded [24]. In particular, the A* algorithm reaches the lowest average complexity with a perfectly estimated heuristic (i.e. $h \equiv h^*$) since only the nodes lying along the optimal path would be expanded eventually [59]. However, A* has a main issue that it consumes memory exponentially along with the search depth [60].

Fortunately, It has been proved that SMA* behaves identically to A* when the available memory space is larger than the number of nodes generated by A*, except for the ability of generating successors one by one [36]. This finding states

Algorithm 2: SMA* Algorithm

Input: received signal \mathbf{y} and transformation matrix \mathbf{R}
Output: $\hat{\mathbf{x}}$ (estimate of the transmitted signal \mathbf{x})

- 1 Insert the root node \mathbf{x}^0 into ACTIVE;
- 2 **loop**
- 3 **if** ACTIVE is empty **then return** $\hat{\mathbf{x}} = \emptyset$ with failure;
- 4 $\mathbf{x}^k \leftarrow$ deepest least- f -cost node in ACTIVE;
- 5 **if** \mathbf{x}^k is a goal node **then return** $\hat{\mathbf{x}} = \mathbf{x}^k$ with success;
- 6 $\mathbf{x}^{k+1} \leftarrow$ next not-generated successor or best forgotten successor of \mathbf{x}^k ;
- 7 Insert \mathbf{x}^{k+1} into its parent's generated successor list;
- 8 Handle (\mathbf{x}^{k+1});
- 9 Adjust (\mathbf{x}^k);
- 10 MakeSpace ();
- 11 Insert \mathbf{x}^{k+1} in ACTIVE;
- 12 **if** all of \mathbf{x}^k 's successors are in memory **then** remove \mathbf{x}^k from ACTIVE;
- 13 **end**

that SMA* can restrict the memory usage during searching, while still provides the A*-like search style. In addition, the space complexity to achieve the A* performance will become significantly low with high quality heuristics [59]. As we will show in the later sections, with an affordable fixed memory, SMA* can still achieve nearly the same performance as A* in most cases, especially when the heuristic estimates the optimal heuristic precisely. It is essential in large-scale problems, as A* may quickly allocate prohibitively large memory. Therefore, it is justified to employ SMA* as an efficient alternative of A* in large-scale systems.

III. DEEP LEARNING ACCELERATED HEURISTIC SEARCH

In this section, we propose a hyper-accelerated tree search (HATS) algorithm, which can highly accelerate the tree search by using a neural network as the heuristic. We will first introduce the motivations, inspirations and details of the proposed algorithm. After that, we will present the proposed training strategy of our model, and analyze the complexity of the proposed algorithm afterwards.

A. Hyper-Accelerated Tree Search

As we have introduced before, we can search the optimal solution with the lowest average complexity as long as we can easily find the optimal heuristic. Unfortunately, (15) implies that exactly knowing the optimal heuristic $h^*(\mathbf{x}^k)$ is as tricky as finding the closest lattice point, since we have to check every possible solution path $\mathbf{x}^m \supseteq \mathbf{x}^k$. However, the admissibility and consistency of heuristics suggest that one is able to accelerate the search while does not compromise the optimality by asymptotically and consistently approaching the optimal heuristic. As a result, this finding inspires us to propose to use deep neural networks to approximate the optimal heuristic.

Algorithm 3: Helper Functions of SMA*

- 1 **Function** Handle (\mathbf{x}^{k+1}):
- 2 **if** \mathbf{x}^{k+1} is not a forgotten node **then**
- 3 **if** \mathbf{x}^{k+1} is not a goal node and is at maximum depth **then**
- 4 $f(\mathbf{x}^{k+1}) \leftarrow \infty$;
- 5 **else**
- 6 $f(\mathbf{x}^{k+1}) \leftarrow \max(f(\mathbf{x}^k), f(\mathbf{x}^{k+1}))$;
- 7 **end**
- 8 **else**
- 9 Recover \mathbf{x}^{k+1} 's f -cost from its parent;
- 10 **end**
- 11 **end**
- 12 **Function** Adjust (\mathbf{x}^k):
- 13 **if** all of \mathbf{x}^k 's successors are generated **then**
- 14 $\mathbf{x}^{k+1} \leftarrow$ least- f -cost successor among all generated successors and forgotten successors of \mathbf{x}^{k+1} ;
- 15 **if** \mathbf{x}^{k+1} 's f -cost is valid and not equal to \mathbf{x}^k 's f -cost **then**
- 16 Update \mathbf{x}^k 's f -cost to \mathbf{x}^{k+1} 's f -cost;
- 17 Adjust (\mathbf{x}^k 's parent);
- 18 **end**
- 19 **end**
- 20 **end**
- 21 **Function** MakeSpace ():
- 22 **if** ACTIVE is not full **then return**;
- 23 Remove shallowest highest f -cost leaf node \mathbf{x}_j^k from ACTIVE;
- 24 Remove \mathbf{x}_j^k from its parent's generated successor list;
- 25 Remember \mathbf{x}_j^k 's key information (e.g. f -cost) in its parent's forgotten successor list;
- 26 **if** the parent is not in ACTIVE **then**
- 27 Insert the parent into ACTIVE;
- 28 MakeSpace ();
- 29 **end**
- 30 **end**

Let $\tilde{h}(\mathbf{x}^k; \mathbf{y}, \mathbf{R}, \Theta)$ denote the universal nonlinear function approximator parameterized by Θ . For convenience, we will simplify the symbol as $\tilde{h}(\mathbf{x}^k; \Theta)$ in the sequel, and accordingly, we also define the estimated f -cost as

$$f(\mathbf{x}^k; \Theta) = g(\mathbf{x}^k) + \tilde{h}(\mathbf{x}^k; \Theta). \quad (17)$$

We shall emphasize that $\tilde{h}(\mathbf{x}^k; \Theta)$ is actually represented by a DNN in this paper. Specifically, we use a vanilla DNN, namely, multilayer perceptron (MLP), as the instance of our approximator. MLP is a classical feed forward neural network that comprises of L layers, where each layer is composed of multiple neurons and a threshold activation function. Formally, the k -th layer of MLP can be expressed as

$$\mathbf{h}_k = \max(\mathbf{0}, \mathbf{W}_k \mathbf{h}_{k-1} + \mathbf{b}_k), \quad (18)$$

where $\mathbf{h}_{k-1} \in \mathbb{R}^{n_{k-1}}$ is the input of the k -th layer, and $\mathbf{W}_k \in \mathbb{R}^{n_k \times n_{k-1}}$ and $\mathbf{b}_k \in \mathbb{R}^{n_k}$ are the learnable weights and bias

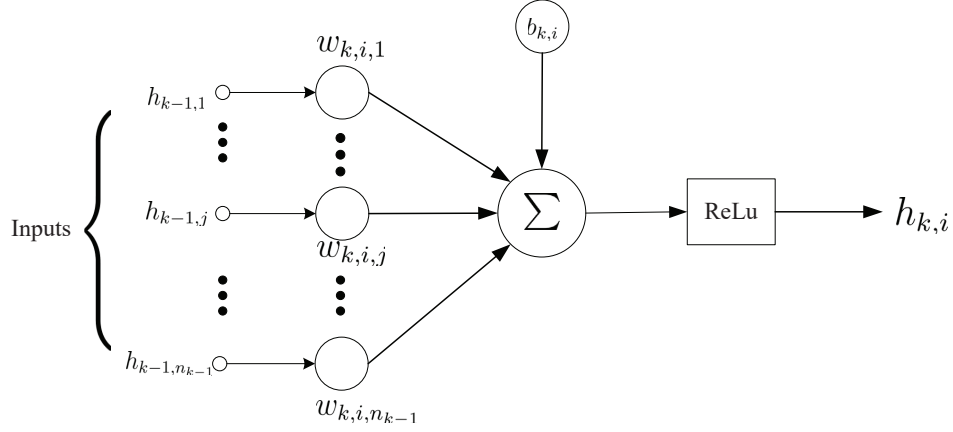


Fig. 3. Structure of the i -th artificial neuron at the k -th layer. The weight vector of this neuron is represented by $\mathbf{w}_{k,i} = (w_{k,i,1}, w_{k,i,2}, \dots, w_{k,i,n_{k-1}})$, $b_{k,i}$ denotes the associated scalar bias, and the activation function is the rectified linear unit (ReLU) function. This figure illustrates the workflow that a neuron accepts an input vector $\mathbf{h}_{k-1} \in \mathbb{R}^{n_{k-1}}$ and then produces a scalar output $h_{k,i}$ through a learnable nonlinear mapping.

vector, respectively. Note that the $\max(\cdot)$ operation will be performed in a component-wise manner, and this layer exactly has n_k artificial neurons where each neuron corresponds to a specific row of \mathbf{W}_k , whose structure is illustrated in Fig. 3. Note that the input size and output size are fixed, which are $n_0 = m^2 + 2m$ and $n_L = 1$, respectively. Particularly, the input of the first layer is

$$\mathbf{h}_0 = (y_m, \dots, y_1, r_{m,m}, \dots, r_{1,1}, x_m, \dots, x_1), \quad (19)$$

where the determined elements x_1, \dots, x_k correspond to the elements of the partial vector \mathbf{x}^k , while the undetermined elements x_{k-1}, \dots, x_m are always zero. Accordingly, the final output is exactly the estimated heuristic

$$\tilde{h}(\mathbf{x}^k; \Theta) \triangleq \mathbf{h}_L. \quad (20)$$

Therefore, the parameter set can be expressed as

$$\Theta = \{\mathbf{W}_1, \mathbf{b}_1, \dots, \mathbf{W}_k, \mathbf{b}_k, \dots, \mathbf{W}_L, \mathbf{b}_L\}. \quad (21)$$

Note that the DNN structure includes but not limited to the above implementation, and we can certainly obtain better performance by employing some more complicated and specialized DNNs. But the reason why we use a vanilla DNN is that we would like to show the efficiency of the proposed algorithm in terms of that it can still accomplish our goals while does not depend on some complicated or specialized DNN structures. Consequently, we propose to use $\tilde{h}(\mathbf{x}^k; \Theta)$ to improve the efficiency of heuristic based search algorithms (e.g. A*, IDA*, RBFS, and SMA*), and specifically, we will employ SMA* as the underlying heuristic search algorithm of HATS in this paper. The pseudo code of HATS is the same as SMA* illustrated in Algorithm 2, except that $f(\mathbf{x}^k)$ is substituted by $\tilde{f}(\mathbf{x}^k; \Theta)$.

B. Proposed Training Strategy

Clearly, the training goal is to train the DNN to estimate the optimal heuristic $h^*(\cdot)$ precisely. From this perspective, one straightforward approach is to directly minimize the average ℓ_2 loss

$$\mathcal{T}_{\mathcal{E}}^*(\mathbf{x}^k, \Theta) = (\tilde{h}(\mathbf{x}^k; \Theta) - h^*(\mathbf{x}^k))^2. \quad (22)$$

However, as we have discussed before, exactly computing $h^*(\mathbf{x}^k)$ for a general \mathbf{x}^k is difficult, since the training overhead will become unaffordable in large-scale problems. Therefore, we propose to employ the deep temporal-difference (TD) learning [61] method to achieve the goal, and meanwhile try to limit the approximation to satisfy the admissibility and consistency as much as possible.

While it is difficult to compute the exact value of $h^*(\mathbf{x}^k)$ for an arbitrary node \mathbf{x}^k on the tree, TD learning can adjust the current estimation $\tilde{h}(\mathbf{x}^k; \Theta)$ to match a more accurate forward estimation $\tilde{h}(\mathbf{x}^{k+1}; \Theta)$ in a bootstrapping manner without knowing the least-cost path of the sub-tree $\Gamma(\mathbf{x}^k)$. Importantly, we first reveal some necessary properties of the optimal heuristic before introducing our strategy.

Lemma 1. Let \mathbf{x}^k denote an arbitrary node in the tree, and let $\mathbf{x}^{k+1} \supset \mathbf{x}^k$ denote the successor of \mathbf{x}^k , then

$$h^*(\mathbf{x}^k) = \min_{\mathbf{x}^{k+1} \supset \mathbf{x}^k} b(\mathbf{x}^{k+1}) + h^*(\mathbf{x}^{k+1}). \quad (23)$$

Proof. Let \mathbf{x}^m and \mathbf{x}^{k+1} denote the descendants of \mathbf{x}^k such that $\mathbf{x}^m \supseteq \mathbf{x}^{k+1} \supset \mathbf{x}^k$, then

$$\begin{aligned} h^*(\mathbf{x}^k) &= \min_{\mathbf{x}^m} g(\mathbf{x}^m) - g(\mathbf{x}^k) \\ &= \min_{\mathbf{x}^{k+1}, \mathbf{x}^m} g(\mathbf{x}^m) - g(\mathbf{x}^{k+1}) + g(\mathbf{x}^{k+1}) - g(\mathbf{x}^k). \end{aligned} \quad (24)$$

Since

$$g(\mathbf{x}^{k+1}) = g(\mathbf{x}^k) + b(\mathbf{x}^{k+1}) \quad (26)$$

holds for every $\mathbf{x}^{k+1} \supset \mathbf{x}^k$, and

$$h^*(\mathbf{x}^{k+1}) = \min_{\mathbf{x}^m \supseteq \mathbf{x}^{k+1}} g(\mathbf{x}^m) - g(\mathbf{x}^{k+1}), \quad (27)$$

then substituting (26) and (27) into (25), we have

$$h^*(\mathbf{x}^k) = \min_{\mathbf{x}^{k+1} \supset \mathbf{x}^k} b(\mathbf{x}^{k+1}) + h^*(\mathbf{x}^{k+1}), \quad (28)$$

which proves the lemma. \blacksquare

Lemma 2. Let $f^*(\mathbf{x}^k) = g(\mathbf{x}^k) + h^*(\mathbf{x}^k)$ denote the optimal f -cost of a node \mathbf{x}^k in the tree, and let $\mathbf{x}^{k+1} \supset \mathbf{x}^k$ denote the successor of \mathbf{x}^k , then

$$f^*(\mathbf{x}^k) = \min_{\mathbf{x}^{k+1} \supset \mathbf{x}^k} f^*(\mathbf{x}^{k+1}). \quad (29)$$

In other words, $\mathbf{x}^{k+1} \supset \mathbf{x}^k$ is the best forward decision at \mathbf{x}^k if it leads to the least cost solution path of the sub-tree $\Gamma(\mathbf{x}^k)$, which can be formally expressed as

$$\mathbf{x}^{k+1} = \arg \min_{\mathbf{x}^{k+1} \supset \mathbf{x}^k} f^*(\mathbf{x}^{k+1}). \quad (30)$$

Proof. From Lemma 1, we have

$$f^*(\mathbf{x}^k) = g(\mathbf{x}^k) + h^*(\mathbf{x}^k) \quad (31)$$

$$= g(\mathbf{x}^k) + \min_{\mathbf{x}^{k+1} \supset \mathbf{x}^k} b(\mathbf{x}^{k+1}) + h^*(\mathbf{x}^{k+1}). \quad (32)$$

Since

$$g(\mathbf{x}^{k+1}) = g(\mathbf{x}^k) + b(\mathbf{x}^{k+1}) \quad (33)$$

holds for every \mathbf{x}^{k+1} , (32) can be simplified as

$$f^*(\mathbf{x}^k) = \min_{\mathbf{x}^{k+1} \supset \mathbf{x}^k} g(\mathbf{x}^{k+1}) + h^*(\mathbf{x}^{k+1}) \quad (34)$$

$$= \min_{\mathbf{x}^{k+1} \supset \mathbf{x}^k} f^*(\mathbf{x}^{k+1}), \quad (35)$$

which proves the lemma. \blacksquare

Lemma 3. For any sub-tree $\Gamma(\mathbf{x}^k)$, let $P_\phi^{k \rightarrow m}$ denote the least-cost solution path on the sub-tree that leading from \mathbf{x}^k to \mathbf{x}_ϕ^m , and let \mathbf{x}_ϕ^i and \mathbf{x}_ϕ^j denote two arbitrary nodes on the path $P_\phi^{k \rightarrow m}$, then

$$f^*(\mathbf{x}_\phi^i) = f^*(\mathbf{x}_\phi^j) = f^*(\mathbf{x}_\phi^k) = g(\mathbf{x}_\phi^m). \quad (36)$$

Particularly, let \mathbf{x}_ζ^m denote the ML estimate, and let \mathbf{x}_ζ^i and \mathbf{x}_ζ^j denote two arbitrary nodes on \mathbf{x}_ζ^m , then

$$f^*(\mathbf{x}_\zeta^i) = f^*(\mathbf{x}_\zeta^j) = f^*(\mathbf{x}^0) = g(\mathbf{x}_\zeta^m). \quad (37)$$

Proof. Since $P_\phi^{k \rightarrow m}$ is the least-cost path on the sub-tree $\Gamma(\mathbf{x}^k)$, then

$$g(\mathbf{x}_\phi^m) = \min_{\mathbf{x}^m \supset \mathbf{x}^k} g(\mathbf{x}^m). \quad (38)$$

Therefore, we know from the definition of the optimal heuristic $h^*(\cdot)$ described in (15) that

$$h^*(\mathbf{x}_\phi^i) = g(\mathbf{x}_\phi^m) - g(\mathbf{x}_\phi^i) \quad (39)$$

holds for every \mathbf{x}_ϕ^i on the path $P_\phi^{k \rightarrow m}$. Hence,

$$f^*(\mathbf{x}_\phi^i) = g(\mathbf{x}_\phi^i) + h^*(\mathbf{x}_\phi^i) \quad (40)$$

$$= g(\mathbf{x}_\phi^i) + g(\mathbf{x}_\phi^m) - g(\mathbf{x}_\phi^i) \quad (41)$$

$$= g(\mathbf{x}_\phi^m). \quad (42)$$

Since the ML estimate \mathbf{x}_ζ^m is the least-cost solution path of the whole tree $\Gamma(\mathbf{x}^0)$, the above equation also holds for an arbitrary node $\mathbf{x}_\zeta^i \subseteq \mathbf{x}_\zeta^m$ as well, which proves the lemma. \blacksquare

As illustrated in Fig. 4, when the optimal heuristic is provided, the consistency of the optimal heuristic indicates that the heuristic search algorithms will diligently expand the

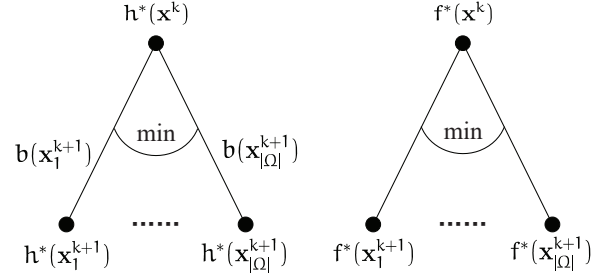


Fig. 4. Consistent estimate of the optimal heuristic. Lemma 1 and 2 state that heuristic search algorithms always repeatedly make the best decision that leads to the least solution path of current sub-tree, until a goal node is met.

successor that leads to the least solution path of the currently expanded sub-tree, until a goal node is met. Based on this behavior, we can design a training strategy that leads the estimated heuristic towards the optimal heuristic. Specifically, we assume that $\mathbf{x}_\phi^{k+1} \supset \mathbf{x}^k$ is the successor of \mathbf{x}^k such that

$$\mathbf{x}_\phi^{k+1} = \arg \min_{\mathbf{x}^{k+1} \supset \mathbf{x}^k} b(\mathbf{x}^{k+1}) + h^*(\mathbf{x}^{k+1}). \quad (43)$$

In addition, from Lemma 1, we also have

$$h^*(\mathbf{x}^k) = b(\mathbf{x}_\phi^{k+1}) + h^*(\mathbf{x}_\phi^{k+1}). \quad (44)$$

If $\hat{h}(\cdot)$ perfectly estimates the optimal heuristic $h^*(\cdot)$, then (44) should hold for $\hat{h}(\cdot)$ as well, which is given by

$$\hat{h}(\mathbf{x}^k; \Theta) = b(\mathbf{x}_\phi^{k+1}) + \hat{h}(\mathbf{x}_\phi^{k+1}; \Theta). \quad (45)$$

In other words, $\hat{h}(\mathbf{x}^k; \Theta)$ should be equal to the consistently learned target $b(\mathbf{x}_\phi^{k+1}) + \hat{h}(\mathbf{x}_\phi^{k+1}; \Theta)$. Hence, it is natural to employ TD learning to update the estimated value towards a learned target value as

$$\hat{h}(\mathbf{x}^k; \Theta) \leftarrow \hat{h}(\mathbf{x}^k; \Theta) + \alpha \left(\underbrace{b(\mathbf{x}_\phi^{k+1}) + \hat{h}(\mathbf{x}_\phi^{k+1}; \Theta)}_{\text{TD target}} - \hat{h}(\mathbf{x}^k; \Theta) \right), \quad (46)$$

where $\alpha \in (0, 1]$ controls the extent to update the function, $\hat{h}(\mathbf{x}_\phi^{k+1}; \Theta) - \hat{h}(\mathbf{x}^k; \Theta)$ represents the temporal difference, and the target estimation $b(\mathbf{x}_\phi^{k+1}) + \hat{h}(\mathbf{x}_\phi^{k+1})$ is called the TD target. Note that we will not use the above conventional TD learning equation, since it is designed for tabular methods. Instead, we would employ the squared TD error as the loss function, which is given by

$$\mathcal{T}_{\mathcal{F}}(\mathbf{x}^k, \mathbf{x}_\phi^{k+1}) = \left(b(\mathbf{x}_\phi^{k+1}) + \hat{h}(\mathbf{x}_\phi^{k+1}; \Theta) - \hat{h}(\mathbf{x}^k; \Theta) \right)^2. \quad (47)$$

Moreover, by substituting (12) into (47), we can rewrite (47) as

$$\mathcal{T}_{\mathcal{F}}(\mathbf{x}^k, \mathbf{x}_\phi^{k+1}) = \left(f(\mathbf{x}_\phi^{k+1}; \Theta) - f(\mathbf{x}^k; \Theta) \right)^2, \quad (48)$$

which requires to look forward only one level to find out the successor \mathbf{x}_ϕ^{k+1} such that

$$\mathbf{x}_\phi^{k+1} = \arg \min_{\mathbf{x}^{k+1} \supset \mathbf{x}^k} f(\mathbf{x}^{k+1}; \Theta). \quad (49)$$

Nevertheless, despite the fact that (48) does not need to compute the optimal heuristic directly, there still exists an issue for it. Since TD learning updates estimates towards other learned estimates, (48) reflects the forward consistency only, instead of the accuracy of the estimate to the actual value of the optimal heuristic. This means that, the training may become hard due to the possible divergence of the actual error between the estimated heuristic and optimal heuristic.

To tackle this issue, we notice that it is clear that only the nodes $\mathbf{x}_\zeta^k \subseteq \mathbf{x}_\zeta^m$ along the least-cost solution path \mathbf{x}_ζ^m will be eventually expanded, if $\bar{h}(\mathbf{x}^k; \Theta)$ estimates the optimal heuristic $h^*(\mathbf{x}^k)$ precisely. This suggests that we can use only the nodes along the ML path to train our model much more efficiently, instead of random nodes. In addition, from Lemma 2, we know that for any node $\mathbf{x}_\zeta^k \subseteq \mathbf{x}_\zeta^m$, its optimal evaluation cost $f^*(\mathbf{x}_\zeta^k)$ must be equal to that value of its parent, that is, we have the backward consistency loss as

$$\mathcal{T}_B(\mathbf{x}_\zeta^k, \mathbf{x}_\zeta^{k-1}) = \left(f(\mathbf{x}_\zeta^k; \Theta) - f(\mathbf{x}_\zeta^{k-1}; \Theta) \right)^2, \quad (50)$$

where \mathbf{x}_ζ^{k-1} is the parent node of \mathbf{x}_ζ^k , i.e. $\mathbf{x}_\zeta^{k-1} \subset \mathbf{x}_\zeta^k$. Moreover, as oppose to the forward and backward loss, Lemma 3 further indicates that we can distinctly compute the error of the estimated evaluation cost as

$$\mathcal{T}_E(\mathbf{x}_\zeta^k, \mathbf{x}_\zeta^m) = \left(f(\mathbf{x}_\zeta^k; \Theta) - g(\mathbf{x}_\zeta^m; \Theta) \right)^2, \quad (51)$$

where \mathbf{x}_ζ^m denotes the ML estimate solution. Consequently, by combining all these three losses together, we obtain the overall loss as

$$\begin{aligned} \mathcal{T}(\mathbf{x}_\zeta^m, \mathbf{x}_\zeta^{k-1}, \mathbf{x}_\zeta^k, \mathbf{x}_\phi^{k+1}) &= \mathcal{T}_F(\mathbf{x}_\zeta^k, \mathbf{x}_\phi^{k+1}) \\ &+ \mathcal{T}_B(\mathbf{x}_\zeta^k, \mathbf{x}_\zeta^{k-1}) + \mathcal{T}_E(\mathbf{x}_\zeta^k, \mathbf{x}_\zeta^m), \end{aligned} \quad (52)$$

which requires to look forward and backward only one step for every node $\mathbf{x}_\zeta^k \subseteq \mathbf{x}_\zeta^m$ along the optimal solution path.

Once again, however, we still have to compute the ML estimate, which will slow down the sampling efficiency during the training. To further reduce the training overhead, we can assume that the transmitted vector \mathbf{x}_t^m is actually the ML estimate \mathbf{x}_ζ^m , and simply use \mathbf{x}_t^m for approximate computation of the overall loss. It is a reasonable approximation in the sense of signal estimation, since the ML estimation is most likely to be the transmitted vector. To train the model more efficiently, we also employ the min-batch training technique by randomly collecting a min-batch of samples

$$\mathcal{B} = \{ \mathcal{S}_1^1, \dots, \mathcal{S}_1^{m-1}, \mathcal{S}_2^1, \dots, \mathcal{S}_t^k, \dots, \mathcal{S}_T^{m-1} \}, \quad (53)$$

where \mathcal{S}_t^k denotes the k -th ($1 \leq k \leq m-1$) sample at time slot t ($1 \leq t \leq T$), and specifically, \mathcal{S}_t^k is given by

$$\mathcal{S}_t^k = \left(\mathbf{y}_t, \mathbf{R}_t, \mathbf{x}_t^m, \mathbf{x}_t^{k-1}, \mathbf{x}_t^k, \mathbf{x}_1^{k+1}, \dots, \mathbf{x}_j^{k+1}, \dots, \mathbf{x}_{|\Omega|}^{k-1} \right), \quad (54)$$

where \mathbf{y}_t and \mathbf{R}_t are the associated received signal and known transformation matrix at time slot t , $\mathbf{x}_t^k \subseteq \mathbf{x}_t^m$ is the k -th node on the transmitted path, $\mathbf{x}_t^{k-1} \subseteq \mathbf{x}_t^k$ is the parent node of \mathbf{x}_t^k , and $\mathbf{x}_j^{k+1} \supset \mathbf{x}_t^k$ denotes the j -th successor of \mathbf{x}_t^k . Base on the

Algorithm 4: Training Procedure of HATS

- 1 Initialize the neural network $\bar{h}(\cdot)$ with random parameters Θ ;
 - 2 Create a mirror $\bar{h}(\cdot)$ of the neural network $\bar{h}(\cdot)$ with the same parameters $\bar{\Theta} = \Theta$;
 - 3 **for** $batch = 1, 2, \dots, B$ **do**
 - 4 Randomly collect a mini-batch of samples \mathcal{B} with T time slots in total;
 - 5 Compute the average loss on the min-batch data \mathcal{B} according to (55);
 - 6 Perform a gradient decent step on $\bar{h}(\cdot)$ with regard to the parameters $\bar{\Theta}$;
 - 7 Synchronize the parameters $\bar{\Theta} = \Theta$ every S steps;
 - 8 **end**
 - 9 Save the well-trained parameters Θ ;
-

sample, we can compute the average loss of every mini-batch as

$$\mathcal{L}(\mathcal{B}; \Theta) = \frac{1}{T(m-1)} \sum_{\mathcal{S}_t^k \in \mathcal{B}} \mathcal{T}(\mathbf{x}_t^m, \mathbf{x}_t^{k-1}, \mathbf{x}_t^k, \mathbf{x}_\phi^{k+1}), \quad (55)$$

where

$$\mathbf{x}_\phi^{k+1} = \arg \min_{\mathbf{x}^{k+1} \supset \mathbf{x}_t^k} f(\mathbf{x}^{k+1}; \Theta) \quad (56)$$

represents the instantly forward estimate of \mathbf{x}_t^k which is computed based on the necessary information inside \mathcal{S}_t^k . Eventually, we can optimize the network parameters by employing min-batch gradient descent methods (e.g. the SGD optimizer [62] and ADAM optimizer [63]) to find the optimal parameters as

$$\Theta^* = \arg \min_{\Theta} \mathcal{L}(\mathcal{B}; \Theta). \quad (57)$$

In particular, we will use a mirror of the model to compute the forward and backward targets as well as the total evaluation cost target, and we will frequently synchronize the mirror with the model every S steps. In summary, the training procedure of the proposed algorithm is detailed in Algorithm 4.

C. Complexity Analysis

In this paper, we define the expected complexity C of tree search algorithms in terms of the average number of generated nodes during the search. Note that we will focus on the complexity of HATS with unlimited memory space, since its complexity can be characterized by the A* algorithm. Specifically, let $I(\mathbf{x}^k)$ be the indicator function given by

$$I(\mathbf{x}^k) = \begin{cases} 1 & \text{if } \mathbf{x}^k \text{ is chosen for expansion,} \\ 0 & \text{else,} \end{cases} \quad (58)$$

then, the expected complexity can be expressed as

$$C = \mathbb{E} \left(\sum_{k=1}^m \sum_{\mathbf{x}^k} I(\mathbf{x}^k) \right) \quad (59)$$

$$= \sum_{k=1}^m \sum_{\mathbf{x}^k} \Pr(I(\mathbf{x}^k) = 1) \quad (60)$$

In particular, to investigate the impact of problem scale on the computational complexity, we also define the expected complexity coefficient as

$$C_m = \frac{C}{m}, \quad (61)$$

which is the average number of generated nodes at each dimension. Hence, for all tree search algorithms, the optimal complexity coefficient is $C_m = 1$, which means that the algorithm only need to make m decisions to find the optimal solution. In order to provide further insights on the complexity of heuristic search algorithms, we first introduce the condition of expanding an arbitrary node on the search tree.

Let $f_m(\cdot)$ be the path-max function that represents the highest f -cost along a given path $P^{l \rightarrow k}$ leading from x^l to x^k , which is given by

$$f_m(x^l, x^k) = \max_{x^l \subseteq x^i \subseteq x^k} f(x^i), \quad (62)$$

where x^i represents any node lying on the path $P^{l \rightarrow k}$. In particular, the highest f -cost on the path leading from the root node x^0 to the given node x^k can be simplified as

$$f_m(x^k) = f_m(x^0, x^k) = \max_{x^i \subseteq x^k} f(x^i). \quad (63)$$

Theorem 1. (condition for node expansion) Let x_τ^m be the chosen path when the A* algorithm terminates, x^k is an arbitrary node except the nodes on the path x_τ^m , and $x_\tau^{l-1} = x^k \cap x_\tau^m$ is the deepest common antecedent of the two nodes, then a necessary condition for expanding x^k is that

$$f(x^k) < f_m(x_\tau^l, x_\tau^m), \quad (64)$$

where $x_\tau^m \supseteq x_\tau^l \supset x_\tau^{l-1}$. Moreover, a sufficient condition for expanding x^k is that

$$f(x^k) \leq f_m(x_\tau^l, x_\tau^m). \quad (65)$$

Proof. This can be deduced from Theorem 6* in [60] (see Chapter 3 Section 3.3) and the fact that the search space is a tree in this paper. ■

From Theorem 1, the probability of expanding a node x^k is bounded as

$$\Pr(I(x^k) = 1) \geq \Pr(f(x^k) < f_m(x_\tau^l, x_\tau^m)), \quad (66)$$

and

$$\Pr(I(x^k) = 1) \leq \Pr(f(x^k) \leq f_m(x_\tau^l, x_\tau^m)) \quad (67)$$

Here, we only investigate the sufficient condition for node expansion. To simplify the analysis, we assume that the chosen path x_τ^m is the same as the ML estimate x_ζ^m and transmitted signal, i.e. $x_\tau^m = x_\zeta^m = x_t^m$. In other words, we are interested in the complexity of finding the optimal path. In addition, the estimation error is bounded for every node, that is

$$|\epsilon_j^k| = |h^*(x_j^k) - h(x_j^k)| \leq \beta, \quad (68)$$

where $\beta \geq 0$ is the positive upper bound. In addition, we also denote the least cost solution path of the sub-tree $\Gamma(x^k)$ as x_ϕ^m . Since

$$f(x_j^k) = g(x_j^k) + h^*(x_j^k) + h(x_j^k) - h^*(x_j^k) \quad (69)$$

$$= f^*(x_j^k) + \epsilon_j^k \quad (70)$$

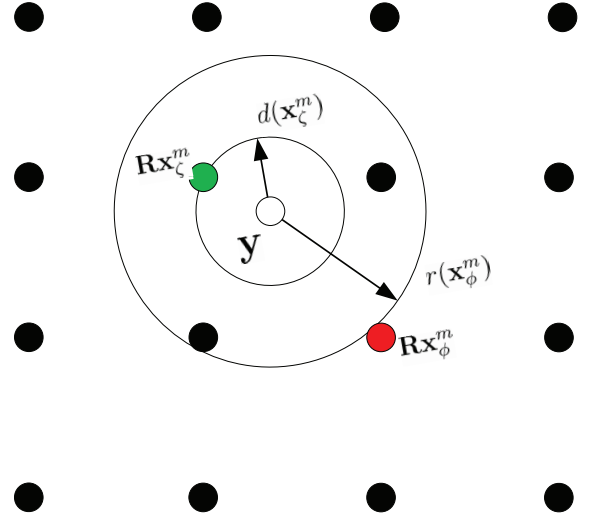


Fig. 5. Dynamic radius adaption in HATS. The white node represents the received signal y , and the green node represents the closest lattice point Rx_ζ^m . For a given node x_j^k and let x_ϕ^m denote the shortest path inside the sub-tree $\Gamma(x_j^k)$, then the algorithm will be very likely to expand x_j^k if the associated lattice point Rx_ϕ^m lies inside the hyper-sphere with radius $r(x_\phi^m)$. Since the radius can be dynamically adapted for every node, HATS can be interpreted as a special SD algorithm with dynamic radius adaption.

and

$$g(x_t^m) = g(x_\tau^m) = g(x_\zeta^m) = \max_{l \leq i \leq m} f^*(x_\zeta^i), \quad (71)$$

we have

$$\Pr(I(x_j^k) = 1) \leq \Pr(f(x_j^k) \leq f_m(x_\tau^l, x_\tau^m)) \quad (72)$$

$$= \Pr\left(f(x_j^k) \leq g(x_\tau^m) + \max_{l \leq i \leq m} \epsilon_\tau^i\right) \quad (73)$$

$$\approx \Pr\left(g(x_\phi^m) + \epsilon_j^k \leq g(x_t^m) + \max_{l \leq i \leq m} \epsilon_t^i\right) \quad (74)$$

$$= \Pr\left(d^2(x_\phi^m) + \epsilon_j^k \leq d^2(x_t^m) + \max_{l \leq i \leq m} \epsilon_t^i\right). \quad (75)$$

In particular, when the heuristic estimates the optimal heuristic precisely, i.e. $\beta = 0$, (75) becomes

$$\Pr(I(x_j^k) = 1) \leq \Pr(d^2(x_\phi^m) \leq d^2(x_t^m)). \quad (76)$$

Since x_t^m is now the least cost path in the tree, (76) indicates that only the nodes on the least cost path will be eventually expanded by the algorithm. In other words, the algorithm's complexity coefficient reaches the minimal, that is, $C_m = 1$. In this case, the algorithm only needs to compute the Euclidian distance for a single lattice point, so that the lowest computational complexity for the heuristic tree search algorithm is

$$\mathcal{O}\left(m^2 + m + m \left(\sum_{k=1}^L n_k n_{k-1} + n_k\right)\right), \quad (77)$$

where $n_0 = 2m + m^2$. This indicates that the lowest complexity of HATS is polynomial in terms of the problem scale and DNN scale.

Moreover, when the estimation is imperfect, (75) indicates that a node \mathbf{x}_j^k is very likely to be expanded if the associated least-cost lattice point $\mathbf{x}_\phi^m \in \Gamma(\mathbf{x}_j^k)$ falls within the hypersphere with the radius

$$r(\mathbf{x}_j^k) = \sqrt{d^2(\mathbf{x}_t^m) - \epsilon_j^k + \max_{l \leq i \leq m} \epsilon_t^i} \leq \sqrt{d^2(\mathbf{x}_t^m) + 2\beta}. \quad (78)$$

Since the worst case is that the estimation error reaches its bound at every node, i.e. $|\epsilon_j^k| = \beta$ for every \mathbf{x}_j^k , it is clear that the number of generated nodes increases when β enlarges. Unfortunately, it is hard to describe the algorithm's behavior for a general β and $\bar{\mathbf{H}}$. However, it is sure that we need to reduce β as much as possible if we want to reduce the expected complexity of heuristic search algorithms significantly.

Interestingly, as shown in Fig. 5, HATS can be further interpreted as an adaptive SD algorithm, where the bound is dynamically and precisely controlled for every node \mathbf{x}_j^k by (78). As a contrast, the SD algorithm always uses the same radius for all nodes, while the uninformed BFS always estimates the optimal heuristic with a significant error $|\epsilon_j^k| = h^*(\mathbf{x}_j^k)$. This implies that HATS is much more efficient with comparison to other tree search algorithms in practical scenarios, since the estimation error can be significantly small due to a well learned neural network. As we will show in the later section, HATS can reach almost the optimal ML performance, while still involves nearly the lowest complexity coefficient under acceptable SNR regions for most practical systems, which verifies the effectiveness of the proposed algorithm.

IV. EXPERIMENTS AND DISCUSSIONS

In this section, we will present some experiments and discussions to show the effectiveness of the proposed algorithm. Specifically, we will first introduce the environment setup and the implementation details of our model. Then, we will introduce the competing algorithms and discuss the related simulation results afterwards.

A. Environment Setup

We present the simulations based on the application in discrete signal estimation of wireless communication systems. Specifically, we consider a MIMO system model where there are n_t and n_r antennas at the transmitter and receiver, respectively. Therefore, we have $n = 2n_r$ and $m = 2n_t$. In this model, the signal is modulated by QPSK modulation. In addition, the signal experiences a Rayleigh flat fading channel and the receiver has the perfect knowledge of the transformation matrix $\bar{\mathbf{H}}$. As to the DNN structure, we use the same DNN structure for all experiments, where there are 4 layers in total and the neuron numbers of each hidden layer are set to 128, 64, 32, and 16, respectively. To train the model, we employ the Adam optimizer where the learning rate is set to 10^{-6} , and the mini-batch size is set to 100 time slots. In addition, the total batch size is 1 million, and we will synchronize the target network with the training network every 2 mini-batches.

B. Competing Algorithms

In order to investigate the impact of memory space limitation on the proposed algorithm, we will examine the proposed algorithm versus different memory spaces. Specifically, we denote the minimum memory space as

$$U = m|\Omega|, \quad (79)$$

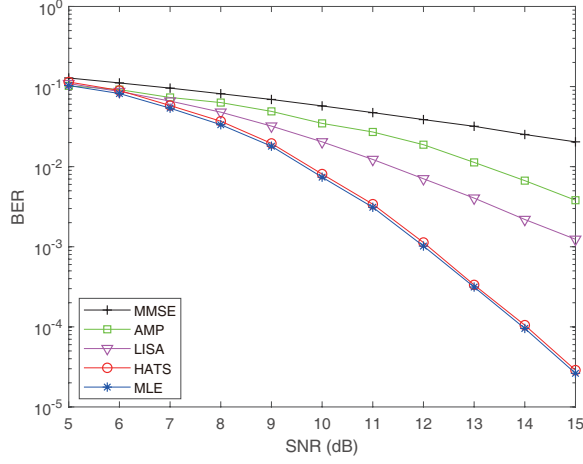
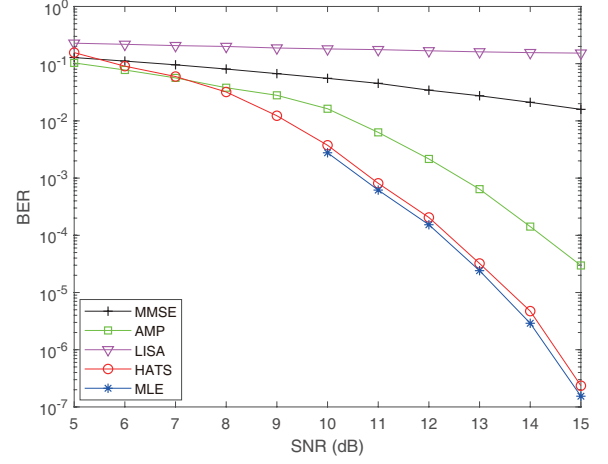
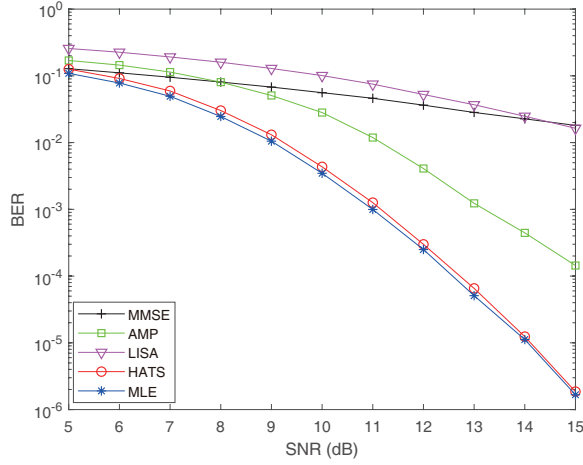
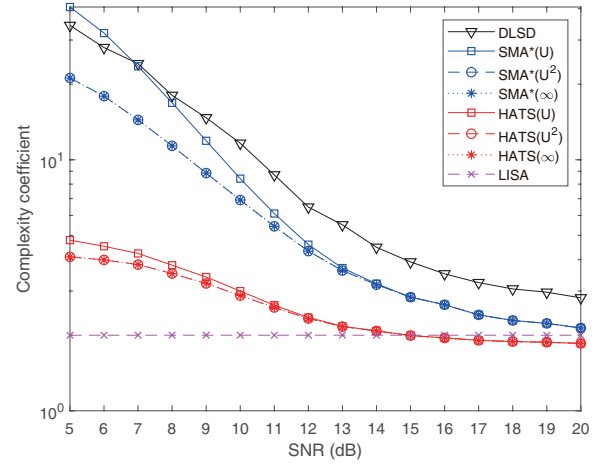
which is the minimum number of memory units required by A* for estimating the optimal solution path. In addition, we also use U^2 and ∞ to represent the instances of polynomial space, and unlimited space, respectively. To verify the effectiveness of the proposed algorithm, we compare the proposed algorithm with several algorithms. For convenience, we introduce the following abbreviations before discussing the results,

- **MMSE**: The conventional minimum mean squared error (MMSE) estimator.
- **AMP**: The approximate message passing (AMP) algorithm introduced in [56].
- **LISA**: The deep learning driven learning to iterative search algorithm (LISA) introduced in [53].
- **DLSD**: The deep learning based sphere decoding (DLSD) algorithm introduced in [52].
- **SMA*(M)**: The simplified memory-bounded A* (SMA*) algorithm introduced in [36], where M is the number of available memory units provided for the algorithm. Note that the estimated heuristic in SMA* is set to zero constantly for comparison.
- **HATS(M)**: The hyper-accelerated tree search (HATS) algorithm introduced in this paper, where M is the number of available memory units provided for the algorithm.

Among the competing algorithms, LISA, DLSD, SMA* and HATS are the search algorithms. In particular, LISA and DLSD require linear space with the search depth, while SMA* and HATS may use all available memory. Hence, we will take simulations for both SMA* and HATS in different memory spaces. Specifically, for example, we will use HATS(U), HATS(U^2) and HATS(∞) to represent the situation of linear, polynomial and unlimited memory spaces, respectively. In addition, SMA*(∞) also represents the A* algorithm, since they are equivalent. As DLSD and SMA* are the optimal search algorithms which can guarantee to find out the optimal ML estimate, we will simply denote their bit error rate (BER) performances as “MLE” for concise representation.

C. Simulation Results

Figs. 6-8 illustrate the BER comparisons of the aforementioned signal estimation algorithms under different-scale MIMO systems, where the numbers of antennas are 8, 16, 32 at both the transmitter and receiver, respectively. In addition, the SNR varies from 5 dB to 15 dB. Note that BER performances of ML estimate in the SNR region ranges from 5 dB to 10 dB are not plotted in Fig. 8, since the computational complexity becomes prohibitively large. From these figures, we can find that HATS achieves almost the optimal ML estimate performance in all three systems. Specifically, when SNR = 15 dB, HATS produces only slightly 9%, 11% and

Fig. 6. BER comparison for QPSK modulated 8×8 MIMO systems.Fig. 8. BER comparison for QPSK modulated 32×32 MIMO systems.Fig. 7. BER comparison for QPSK modulated 16×16 MIMO systems.Fig. 9. Complexity comparison for QPSK modulated 8×8 MIMO systems.

21% more errors than the optimal ML estimate for 8×8 , 16×16 and 32×32 MIMO systems. As a contrast, for the competing algorithms including MMSE, AMP and LISA, their BER performances are significantly far from the optimal ML estimate performance in all three MIMO systems, especially when the problem scale becomes prohibitively large in 32×32 QPSK modulated MIMO systems, where the algorithms have to search the optimal ML estimate among 2^{64} candidates. Specifically, when $\text{SNR} = 15$ dB, HATS reduces the estimation errors of LISA, MMSE and AMP to only about 0.0005%, 0.0052% and 2.2042% in 32×32 MIMO systems. In addition, the SNR gains of HATS over AMP are 4 dB, 2.5 dB and 2 dB at the BER level of 10^{-3} in 8×8 , 16×16 and 32×32 MIMO systems. Therefore, these results show that the proposed algorithm is robust and nearly optimal for both small-scale and large-scale problems.

Moreover, to investigate the impacts of SNR condition and memory constraint on the computational complexity of the proposed algorithm, Figs. 9-11 are provided to show the complexity coefficient under the same environment setups as Figs. 6-8. From Figs. 9-11, we can conclude that in all situations of linear, polynomial and unlimited memory spaces, HATS

is much more efficient with compared to other tree search algorithms including DLSD and SMA^* , and the complexity coefficients of DLSD and SMA^* both become significantly high under low SNR conditions of large scale problems. Specifically, in the QPSK modulated 32×32 MIMO system where the number of candidates is 2^{64} and the $\text{SNR} = 15$ dB, DLSD and $\text{SMA}^*(\infty)$ have to perform about average 16200 and 7748 steps to search the optimal symbol at each dimension, while $\text{HATS}(\infty)$ only needs about average 268 steps. In particular, when the complexity coefficients converge, the associated SNRs of DLSD and SMA^* are also much higher than HATS in both small-scale and large-scale systems. More interestingly, we can also find that when providing linear and polynomial memory spaces only, HATS is much more efficient than SMA^* as well. Specifically, when only linear memory space is available, $\text{HATS}(U)$ needs only slightly more steps than $\text{HATS}(\infty)$ in all 8×8 , 16×16 and 32×32 MIMO systems, while $\text{SMA}^*(U)$ needs significantly more steps than $\text{SMA}^*(\infty)$ in low SNR regions. If polynomial space is provided, then both $\text{SMA}^*(U^2)$ and $\text{HATS}(U^2)$ behave as the same as the situation that the memory space is unlimited. These results indicate that HATS can reach nearly optimal

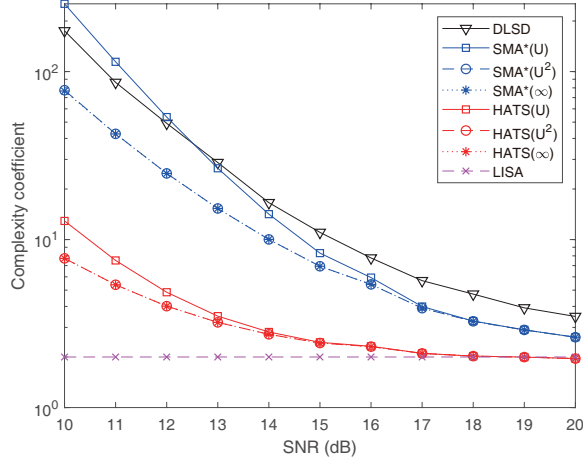


Fig. 10. Complexity comparison for QPSK modulated 16×16 MIMO systems.

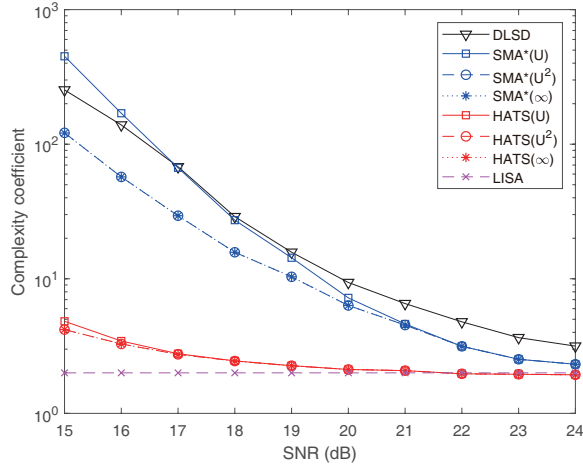


Fig. 11. Complexity comparison for QPSK modulated 32×32 MIMO systems.

ML estimate performance and meanwhile involves a very low computational complexity and space complexity.

In further, Fig. 12 illustrates the computational complexity comparison of the competing algorithms versus the problem scale, where the number of antennas ranges from 8 to 32 and the SNR is set to 15 dB. From the figure, we can observe that the complexity coefficients of HATS(U), HATS(U^2) and HATS(∞) increase almost linearly with the number of antennas, while the complexity coefficients of DLSD, SMA*(U), SMA*(U^2) and SMA*(∞) increase very rapidly with the problem scale. This implies that HATS is much more efficient and less sensitive to the problem scale by comparing with other search algorithms. As it has been shown in Figs. 6-11 that HATS can still reach almost the optimal ML estimates in large systems, one is able to conclude that the proposed algorithm meets a great balance between the performance and complexity in large-scale problems, which indeed further verifies the effectiveness of the proposed algorithm.

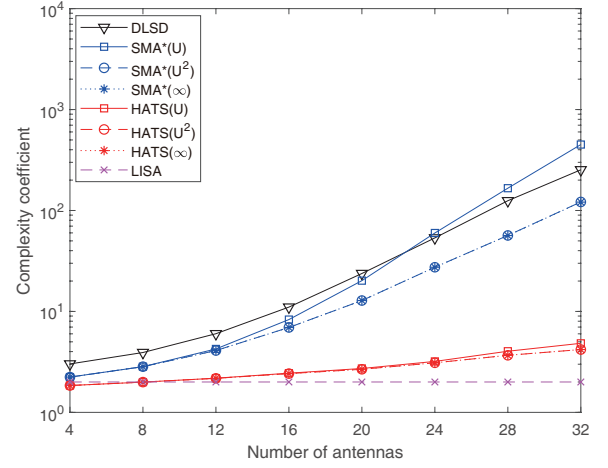


Fig. 12. Complexity versus number of antennas for QPSK modulated MIMO systems (SNR = 15 dB).

V. CONCLUSIONS

In this paper, we have addressed the ILS problem by proposing a deep temporal difference learning driven hyper-accelerated tree search algorithm. The proposed algorithm is robust and efficient, since it can reach almost the optimal ML estimate performance, while involves a very low computational complexity and space complexity, even in large-scale problems. Hence, we do believe that the proposed algorithm has reached a great balance between the performance and complexity, which is attractive for solving the practical ILS problems, especially for the applications where the problem scale is large and the optimal performance is required.

REFERENCES

- [1] B. Hassibi and H. Vikalo, "On the sphere-decoding algorithm I. expected complexity," *IEEE Trans. Sig. Proc.*, vol. 53, no. 8-1, pp. 2806–2818, 2005.
- [2] H. V. Poor, *An Introduction to Signal Detection and Estimation*, ser. Springer Texts in Electrical Engineering. Springer, 1994.
- [3] E. Agrell and T. Eriksson, "Optimization of lattices for quantization," *IEEE Trans. Inf. Theory*, vol. 44, no. 5, pp. 1814–1828, 1998.
- [4] C. M. Bishop, *Pattern recognition and machine learning*, 5th Edition, ser. Information science and statistics. Springer, 2007.
- [5] M. Ajtai, "Generating hard instances of lattice problems," in *Proc. Annual ACM Symposium on Theory of Computing (STOC)*, 1996, pp. 99–108.
- [6] A. Hassibi and S. Boyd, "Integer parameter estimation in linear models with applications to GPS," *IEEE Trans. Sig. Proc.*, vol. 46, no. 11, pp. 2938–2952, 1998.
- [7] P. J. Teunissen, "Success probability of integer gps ambiguity rounding and bootstrapping," *Journal of Geodesy*, vol. 72, no. 10, pp. 606–612, 1998.
- [8] P. J. T., "Integer least-squares theory for the gnss compass," *Journal of Geodesy*, vol. 84, no. 7, pp. 433–447, 2010.
- [9] S. Andreotti, "Linear programming and integer linear programming in bioinformatics," Ph.D. dissertation, Free University of Berlin, 2015.
- [10] J. H. Conway and N. J. Sloane, "On the Voronoi regions of certain lattices," *SIAM Journal on Algebraic Discrete Methods*, vol. 5, no. 3, pp. 294–305, 1984.
- [11] J. Goldberger and A. Leshem, "A Gaussian tree approximation for integer least-squares," *Proc. Neural Information Processing Systems (NeurIPS)*, vol. 22, pp. 638–645, 2009.
- [12] E. Agrell, T. Eriksson, A. Vardy, and K. Zeger, "Closest point search in lattices," *IEEE Trans. Inf. Theory*, vol. 48, no. 8, pp. 2201–2214, 2002.
- [13] N. Sommer, M. Feder, and O. Shalvi, "Closest point search in lattices using sequential decoding," in *Proc. IEEE International Symposium on Information Theory (ISIT)*, 2005, pp. 1053–1057.

- [14] W. Zhao and G. B. Giannakis, "Reduced complexity closest point decoding algorithms for random lattices," *IEEE Trans. Wirel. Commun.*, vol. 5, no. 1, pp. 101–111, 2006.
- [15] S. Qiao, "Integer least squares: sphere decoding and the LLL algorithm," in *Proc. Canadian Conference on Computer Science & Software Engineering (C3S2E)*, vol. 290, 2008, pp. 23–28.
- [16] S. Arora, L. Babai, J. Stern, and Z. Sweedyk, "The hardness of approximate optima in lattices, codes, and systems of linear equations," *J. Comput. Syst. Sci.*, vol. 54, no. 2, pp. 317–331, 1997.
- [17] I. Dinur, G. Kindler, R. Raz, and S. Safra, "An improved lower bound for approximating CVP," *Combinatorica*, Tech. Rep., 1999.
- [18] D. Micciancio, "The hardness of the closest vector problem with preprocessing," *IEEE Trans. Inf. Theory*, vol. 47, no. 3, pp. 1212–1215, 2001.
- [19] W. Chen, L. Peng, J. Wang, F. Li, M. Tang, W. Xiong, and S. Wang, "An improved lower bound for approximating the minimum integral solution problem with preprocessing over ℓ_∞ norm," *J. Comb. Optim.*, vol. 30, no. 3, pp. 447–455, 2015.
- [20] U. Fincke and M. Pohst, "Improved methods for calculating vectors of short length in a lattice, including a complexity analysis," *Mathematics of computation*, vol. 44, no. 170, pp. 463–471, 1985.
- [21] C. Lamy and J. Boutros, "On random rotations diversity and minimum MSE decoding of lattices," *IEEE Trans. Inf. Theory*, vol. 46, no. 4, pp. 1584–1589, 2000.
- [22] M. O. Damen, H. E. Gamal, and G. Caire, "On maximum-likelihood detection and the search for the closest lattice point," *IEEE Trans. Inf. Theory*, vol. 49, no. 10, pp. 2389–2402, 2003.
- [23] A. M. Chan and I. Lee, "A new reduced-complexity sphere decoder for multiple antenna systems," in *Proc. IEEE International Conference on Communications (ICC)*, vol. 1, 2002, pp. 460–464.
- [24] W. Zhang and R. E. Korf, "Performance of linear-space search algorithms," *Artif. Intell.*, vol. 79, no. 2, pp. 241–292, 1995.
- [25] E. G. Larsson, "MIMO detection methods: How they work [lecture notes]," *IEEE Signal Process. Mag.*, vol. 26, no. 3, pp. 91–95, 2009.
- [26] S. Yang and L. Hanzo, "Fifty years of MIMO detection: The road to large-scale mimos," *IEEE Commun. Surv. Tutorials*, vol. 17, no. 4, pp. 1941–1988, 2015.
- [27] E. Viterbo and J. Boutros, "A universal lattice code decoder for fading channels," *IEEE Trans. Inf. Theory*, vol. 45, no. 5, pp. 1639–1642, 1999.
- [28] G. J. Foschini, "Layered space-time architecture for wireless communication in a fading environment when using multi-element antennas," *Bell labs technical journal*, vol. 1, no. 2, pp. 41–59, 1996.
- [29] A. D. Murugan, H. E. Gamal, M. O. Damen, and G. Caire, "A unified framework for tree search decoding: rediscovering the sequential decoder," *IEEE Trans. Inf. Theory*, vol. 52, no. 3, pp. 933–953, 2006.
- [30] S. B  ro, J. Hagenauer, and M. Witzke, "Iterative detection of MIMO transmission using a list-sequential (LISS) detector," in *Proc. IEEE International Conference on Communications (ICC)*, 2003, pp. 2653–2657.
- [31] Z. Yang, C. Liu, and J. He, "A new approach for fast generalized sphere decoding in MIMO systems," *IEEE Signal Process. Lett.*, vol. 12, no. 1, pp. 41–44, 2005.
- [32] R. Dechter and J. Pearl, "Generalized best-first search strategies and the optimality of A*," *J. ACM*, vol. 32, no. 3, pp. 505–536, 1985.
- [33] P. E. Hart, N. J. Nilsson, and B. Raphael, "A formal basis for the heuristic determination of minimum cost paths," *IEEE Trans. Syst. Sci. Cybern.*, vol. 4, no. 2, pp. 100–107, 1968.
- [34] R. E. Korf, M. Reid, and S. Edelkamp, "Time complexity of iterative-deepening-A*," *Artificial Intelligence*, vol. 129, no. 1–2, pp. 199–218, 2001.
- [35] R. E. Korf, "Linear-space best-first search," *Artificial Intelligence*, vol. 62, no. 1, pp. 41–78, 1993.
- [36] S. J. Russell, "Efficient memory-bounded search methods," in *Proc. European Conference on Artificial Intelligence (ECAI)*, 1992, pp. 1–5.
- [37] Y. S. Han, C. R. P. Hartmann, and C. Chen, "Efficient priority-first search maximum-likelihood soft-decision decoding of linear block codes," *IEEE Trans. Inf. Theory*, vol. 39, no. 5, pp. 1514–1523, 1993.
- [38] T. Cui, T. Ho, and C. Tellambura, "Heuristic tree search for detection and decoding of uncoded and linear block coded communication systems," in *Proc. IEEE International Conference on Communications (ICC)*, 2006, pp. 391–396.
- [39] R. Y. Chang, W. Chung, and S. Lin, "A* algorithm inspired memory-efficient detection for MIMO systems," *IEEE Wirel. Commun. Lett.*, vol. 1, no. 5, pp. 508–511, 2012.
- [40] Y. Dai and Z. Yan, "Memory-constrained tree search detection and new ordering schemes," *IEEE J. Sel. Top. Sig. Proc.*, vol. 3, no. 6, pp. 1026–1037, 2009.
- [41] Y. LeCun, Y. Bengio, and G. Hinton, "Deep learning," *Nature*, vol. 521, no. 7553, pp. 436–444, 2015.
- [42] V. Mnih, K. Kavukcuoglu, D. Silver, A. A. Rusu, J. Veness, M. G. Bellemare, A. Graves, M. Riedmiller, A. K. Fidjeland, G. Ostrovski et al., "Human-level control through deep reinforcement learning," *Nature*, vol. 518, no. 7540, pp. 529–533, 2015.
- [43] D. Silver, A. Huang, C. J. Maddison, A. Guez, L. Sifre, G. Van Den Driessche, J. Schrittwieser, I. Antonoglou, V. Panneershelvam, M. Lanctot et al., "Mastering the game of go with deep neural networks and tree search," *Nature*, vol. 529, no. 7587, pp. 484–489, 2016.
- [44] D. Silver, J. Schrittwieser, K. Simonyan, I. Antonoglou, A. Huang, A. Guez, T. Hubert, L. Baker, M. Lai, A. Bolton et al., "Mastering the game of go without human knowledge," *Nature*, vol. 550, no. 7676, pp. 354–359, 2017.
- [45] T. T. Nguyen, N. D. Nguyen, and S. Nahavandi, "Deep reinforcement learning for multiagent systems: A review of challenges, solutions, and applications," *IEEE Transactions on Cybernetics*, vol. 50, no. 9, pp. 3826–3839, 2020.
- [46] H. Kim, S. Oh, and P. Viswanath, "Physical layer communication via deep learning," *IEEE J. Sel. Areas Inf. Theory*, vol. 1, no. 1, pp. 5–18, 2020.
- [47] C. Berner, G. Brockman et al., "Dota 2 with large scale deep reinforcement learning," *arXiv preprint arXiv:1912.06680*, 2019.
- [48] G. Ongie, A. Jalal, C. A. Metzler, R. G. Baraniuk, A. G. Dimakis, and R. Willett, "Deep learning techniques for inverse problems in imaging," *IEEE J. Sel. Areas Inf. Theory*, vol. 1, no. 1, pp. 39–56, 2020.
- [49] J. Xia, K. He, W. Xu, S. Zhang, L. Fan, and G. K. Karagiannidis, "A MIMO detector with deep learning in the presence of correlated interference," *IEEE Trans. Veh. Technol.*, vol. 69, no. 4, pp. 4492–4497, 2020.
- [50] Y. Tang, S. Agrawal, and Y. Faenza, "Reinforcement learning for integer programming: Learning to cut," in *Proc. International Conference on Machine Learning (ICML)*, 2020, pp. 9367–9376.
- [51] A. Askri and G. R. Othman, "DNN assisted sphere decoder," in *IEEE International Symposium on Information Theory (ISIT)*, 2019, pp. 1172–1176.
- [52] M. Mohammadkarimi, M. Mehrabi, M. Ardakani, and Y. Jing, "Deep learning-based sphere decoding," *IEEE Trans. Wirel. Commun.*, vol. 18, no. 9, pp. 4368–4378, 2019.
- [53] J. Sun, Y. Zhang, J. Xue, and Z. Xu, "Learning to search for mimo detection," *IEEE Trans. Wirel. Commun.*, pp. 1–1, 2020.
- [54] X. Xie, J. Wu, G. Liu, Z. Zhong, and Z. Lin, "Differentiable linearized ADMM," in *Proc. International Conference on Machine Learning (ICML)*, vol. 97, 2019, pp. 6902–6911.
- [55] S. P. Boyd, N. Parikh, E. Chu, B. Peleato, and J. Eckstein, "Distributed optimization and statistical learning via the alternating direction method of multipliers," *Found. Trends Mach. Learn.*, vol. 3, no. 1, pp. 1–122, 2011.
- [56] S. Rangan, A. K. Fletcher, P. Schniter, and U. S. Kamilov, "Inference for generalized linear models via alternating directions and bethe free energy minimization," *IEEE Trans. Inf. Theory*, vol. 63, no. 1, pp. 676–697, 2017.
- [57] Q. Zou, H. Zhang, C. Wen, S. Jin, and R. Yu, "Concise derivation for generalized approximate message passing using expectation propagation," *IEEE Sig. Proc. Lett.*, vol. 25, no. 12, pp. 1835–1839, 2018.
- [58] J. Goldberger and A. Leshem, "A Gaussian tree approximation for integer least-squares," in *Proc. Neural Information Processing Systems (NeurIPS)*, 2009, pp. 638–645.
- [59] S. J. Russell and P. Norvig, "Artificial intelligence - A modern approach, third international edition," 2010.
- [60] J. Pearl, "Intelligent search strategies for computer problem solving," *Addison Wesley*, 1984.
- [61] R. S. Sutton and A. G. Barto, *Reinforcement learning: An introduction*. MIT press, 2018.
- [62] J. Werfel, X. Xie, and H. S. Seung, "Learning curves for stochastic gradient descent in linear feedforward networks," in *Proc. Neural Information Processing Systems (NeurIPS)*, 2003, pp. 1197–1204.
- [63] D. P. Kingma and J. Ba, "Adam: A method for stochastic optimization," in *Proc. International Conference on Learning Representations (ICLR)*, 2015.