

Regression-based causal inference with factorial experiments: estimands, model specifications, and design-based properties

Anqi Zhao and Peng Ding *

Abstract

Factorial designs are widely used due to their ability to accommodate multiple factors simultaneously. The factor-based regression with main effects and some interactions is the dominant strategy for downstream data analysis, delivering point estimators and standard errors via one single regression. Justification of these convenient estimators from the design-based perspective requires quantifying their sampling properties under the assignment mechanism conditioning on the potential outcomes. To this end, we derive the sampling properties of the factor-based regression estimators from both saturated and unsaturated models, and demonstrate the appropriateness of the robust standard errors for the Wald-type inference. We then quantify the bias-variance trade-off between the saturated and unsaturated models from the design-based perspective, and establish a novel design-based Gauss–Markov theorem that ensures the latter’s gain in efficiency when the nuisance effects omitted indeed do not exist. As a byproduct of the process, we unify the definitions of factorial effects in various literatures and propose a location-shift strategy for their direct estimation from factor-based regressions. Our theory and simulation suggest using factor-based inference for general factorial effects, preferably with parsimonious specifications in accordance with the prior knowledge of zero nuisance effects.

Keywords: factorial effect; potential outcome; randomization inference; robust standard error

1. Introduction

Factorial designs are receiving increasing attention with the popularity of field experiments in social sciences (e.g., Duflo et al. 2007; Dasgupta et al. 2015; Branson et al. 2016; Egami & Imai 2019) in addition to the traditional agricultural, industrial, and biomedical applications (e.g., Box et al. 2005; Wu & Hamada 2009). The factor-based regression remains the dominant strategy for downstream data analysis (e.g., Karlan & List 2007; Olken 2007; Sinclair et al. 2012; Eriksson & Rooth 2014), enabling not only direct estimation of the factorial effects as regression coefficients but also flexible unsaturated specifications to reduce model complexity. A formal justification of

*Anqi Zhao, Department of Statistics and Applied Probability, National University of Singapore, 117546, Singapore (E-mail: staza@nus.edu.sg). Peng Ding, Department of Statistics, University of California, Berkeley, CA 94720 (E-mail: pengdingpku@berkeley.edu). Peng Ding was partially funded by the U.S. National Science Foundation (grant # 1945136).

its role in causal inference, however, requires both clearly defining the estimands of interest and deriving the sampling properties of the resulting estimators under the potential outcomes framework independent of any outcome generating assumptions.

We start with the 2^2 and 2^3 experiments as two simple yet non-trivial examples to illustrate the main ideas, and then extend the theory to general factorial experiments. We focus on not only the causal interpretation of the regression coefficients for the general factorial effects but also the design-based properties of the robust standard errors for the Wald-type inference.

Throughout, we use $Y_i \sim x_i$ to denote the least-squares regression of Y_i on x_i and focus on the robust covariance which is also called the Eicker–Huber–White robust covariance. Importantly, the terms “regression” and “robust covariance” refer to the numeric outputs of the least squares free of any modeling assumptions; we evaluate their sampling properties from the design-based perspective. We omit the discussion of the ordinary covariance derived under homoskedasticity due to its lack of design-based guarantees even with the simple treatment-control experiment (Freedman 2008). Let 1_N and 1_Q be the $N \times 1$ and $Q \times 1$ vectors of ones, respectively. Let $\mathcal{I}(\cdot)$ be the indicator function. Let $[m] = \{1, \dots, m\}$ be the set of 1 to m for positive integer m . For two square matrices M_1 and M_2 , write $M_1 \geq 0$ if M_1 is positive semi-definite and write $M_1 \leq M_2$ or $M_1 \geq M_2$ if $M_2 - M_1$ is positive or negative semi-definite, respectively.

2. Framework, causal effects, and treatment-based regression

Consider an experiment with N units, $i = 1, \dots, N$, and Q treatment levels, $z \in \mathcal{T} = \{1, \dots, Q\}$. Let $Y_i(z)$ be the potential outcome of unit i if assigned to level $z \in \mathcal{T}$, and let $\bar{Y}(z) = N^{-1} \sum_{i=1}^N Y_i(z)$ be the population average, vectorized as $\bar{Y} = (\bar{Y}(1), \dots, \bar{Y}(Q))^T$. Let $S = (S(z, z'))$ be the $Q \times Q$ finite-population covariance matrix of the potential outcomes with $S(z, z') = (N-1)^{-1} \sum_{i=1}^N \{Y_i(z) - \bar{Y}(z)\} \{Y_i(z') - \bar{Y}(z')\}$. The goal is to estimate

$$\tau = G\bar{Y} \tag{1}$$

for some contrast matrix G with rows orthogonal to 1_Q . We focus on complete randomization, which assigns at complete random $N_z > 0$ units to level $z \in \mathcal{T}$ with $\sum_{z \in \mathcal{T}} N_z = N$ and $e_z = N_z/N$. Let $Z_i \in \mathcal{T}$ denote the treatment level received by unit i . The observed outcome equals $Y_i = \sum_{z \in \mathcal{T}} \mathcal{I}(Z_i = z) Y_i(z)$ for unit i . Let $\hat{Y}(z) = N_z^{-1} \sum_{i: Z_i = z} Y_i$ be the average observed outcome under level z , vectorized as $\hat{Y} = (\hat{Y}(1), \dots, \hat{Y}(Q))^T$. Replacing \bar{Y} by \hat{Y} in (1) yields $\hat{\tau} = G\hat{Y}$ as a moment estimator of τ .

Design-based inference, also known as the randomization inference, concerns the sampling properties of $\hat{\tau}$ over the distribution of the treatment indicators, conditioning on the potential outcomes. We focus on asymptotic properties under Condition 1, which imposes mild restrictions on the design and potential outcomes (Li & Ding 2017).

Condition 1. As N goes to infinity, for all $z \in \mathcal{T}$, (i) e_z has a limit between $(0, 1)$, (ii) \bar{Y} and S

have finite limits, and (iii) $\max_{1 \leq i \leq N} \{Y_i(z) - \bar{Y}(z)\}^2/N \rightarrow 0$.

Under complete randomization, \hat{Y} is unbiased for \bar{Y} with covariance $\text{cov}(\hat{Y}) = \text{diag}\{S(z, z)/N_z\}_{z \in \mathcal{T}} - N^{-1}S$. Define $\hat{V} = \text{diag}\{\hat{S}(z, z)/N_z\}_{z \in \mathcal{T}}$, where $\hat{S}(z, z) = (N_z - 1)^{-1} \sum_{i: Z_i = z} \{Y_i - \hat{Y}(z)\}^2$, as a moment estimator of $\text{cov}(\hat{Y})$. It is conservative in the sense that $E(\hat{V}) - \text{cov}(\hat{Y}) = N^{-1}S \geq 0$. Condition 1 further ensures \hat{Y} is asymptotically normal with $N\{\hat{V} - \text{cov}(\hat{Y})\} = S + o_P(1)$. This justifies the Wald-type inference for $\tau = G\bar{Y}$ based on $\hat{\tau} = G\hat{Y}$ and the estimated covariance $\hat{\text{cov}}(\hat{\tau}) = G\hat{V}G^T$. The resulting interval is in general conservative due to the over-estimation of the covariance unless the treatment effects are constant as specified by Condition 2 below.

Condition 2. For all $z, z' \in \mathcal{T}$, $Y_i(z) - Y_i(z') = c(z, z')$ are constant across all $i = 1, \dots, N$. This ensures $S(z, z')$ are identical for all $z, z' \in \mathcal{T}$, denoted by $S(z, z') = s_0$.

The treatment-based regression, on the other hand, affords a convenient tool for recovering \hat{Y} and \hat{V} from ordinary least squares. In particular, regression $Y_i \sim \mathcal{I}(Z_i = 1) + \dots + \mathcal{I}(Z_i = Q)$ without the intercept yields coefficients $\hat{\beta}$ and robust covariance \hat{V}_0 that satisfy $\hat{\beta} = \hat{Y}$ and $\hat{V}_0 = \text{diag}(1 - N_z^{-1})_{z \in \mathcal{T}} \hat{V} = \hat{V} + o_P(1)$ (Wu & Ding 2020, section 3.3). This justifies the Wald-type inference of $\tau = G\bar{Y}$ based on $G\hat{\beta}$ and estimated covariance $G\hat{V}_0G^T$ under complete randomization and Condition 1.

The setup of the general experiment so far encompasses the $Q_1 \times \dots \times Q_K$ factorial experiment as a special case, which involves $K \geq 2$ factors with Q_1, \dots, Q_K levels, respectively. The treatment-based regression thus affords a principled way to study factorial experiments that works under arbitrary factorial structure. It is nevertheless not the dominant strategy in current practice. With data from a $Q_1 \times \dots \times Q_K$ factorial experiment, a more prevalent practice is to regress the outcome on the factors themselves and interpret the coefficients as the factorial effects. This seemingly straightforward approach has several variants across different fields, which turn out to target different estimands as contrasts of the potential outcomes. Our first contribution is to unify these variants under a class of location-shifted factor-based linear regressions, and establish the design-based properties of the resulting coefficients and robust covariances.

More importantly, the treatment-based regression entails the estimation of $Q = \prod_{k=1}^K Q_k \geq 2^K$ parameters corresponding to the full set of the Q treatment levels. This could be a daunting task in finite samples even with a moderate number of factors at $K = 10$. The factor-based regression, on the other hand, enables flexible unsaturated specifications that include only the main effects and possibly some lower-order interactions corresponding to the factorial effects of interest. Despite the intuitiveness of such an approach and its dominance in practice, the existing literature on factor-based randomization inference focuses mostly on the saturated model specifications (Dasgupta et al. 2015; Lu 2016) and leaves its validity under design-based criteria largely an open question. Our second contribution fills this gap and establishes the design-based properties of the unsaturated models for randomization inference.

Due to the notational burden in the general setting, we start with two simple yet non-trivial examples to illustrate the main ideas. The 2^2 factorial experiment in Section 3 illustrates two

results. First, location-shift transformations of the factors are essential for the regression coefficients to directly target the causal effects in the presence of two-way interactions. Second, the unsaturated model ensures smaller sampling variances when the treatment effects are constant but may introduce biases depending on the values of the nuisance effects. The choice between saturated and unsaturated models is thus fundamentally a problem of bias-variance trade-off. The 2^3 factorial experiment in Section 4 illustrates one additional result: with more than two factors, the factor-based regression targets only a subset of all causally-meaningful estimands in general, yet regains generality in the absence of the three-way interactions. Section 5 unifies the results under the $Q_1 \times \cdots \times Q_K$ experiment, addressing in detail the definition of general factorial effects and the design-based properties of both the saturated and unsaturated regressions, respectively.

3. Motivating example one: the 2^2 factorial experiment

3.1. A review of existing strategies

The 2^2 factorial experiment defines the simplest form of factorial experiments with two binary factors, A and B, taking values from $\{0, 1\}$. The $Q = 2^2 = 4$ treatment combinations consist of $\mathcal{T} = \{(00), (01), (10), (11)\}$, indexed by $z = (ab)$ for $a, b = 0, 1$. Let $A_i, B_i \in \{0, 1\}$ indicate the levels of the factors received by unit i . We now review five strategies commonly used for factor-based analyses of 2^2 experiments, and then unify them in the next two subsections.

The canonical factor-based regression takes the form $Y_i \sim 1 + A_i + B_i + A_i B_i$ and yields coefficients $(\hat{\gamma}_{0,A}, \hat{\gamma}_{0,B}, \hat{\gamma}_{0,AB})$ for $(A_i, B_i, A_i B_i)$, respectively. Strategy (i) directly uses $(\hat{\gamma}_{0,A}, \hat{\gamma}_{0,B}, \hat{\gamma}_{0,AB})$ to estimate the main effects of factors A and B and their interaction at the population level. Strategy (ii), on the other hand, uses $(\hat{\gamma}_{0,A} + B_i \hat{\gamma}_{0,AB}, \hat{\gamma}_{0,B} + A_i \hat{\gamma}_{0,AB}, \hat{\gamma}_{0,AB})$ to estimate the main effects and interaction at the unit level, and then takes their respective average to estimate the effects at the population level. The final estimators equal $(\hat{\gamma}_{0,A} + e_B \hat{\gamma}_{0,AB}, \hat{\gamma}_{0,B} + e_A \hat{\gamma}_{0,AB}, \hat{\gamma}_{0,AB})$ with $e_A = N^{-1} \sum_{i=1}^N A_i$ and $e_B = N^{-1} \sum_{i=1}^N B_i$ giving the empirical marginal probabilities of factors A and B, respectively. The estimators of the main effects, namely $\hat{\gamma}_{0,A} + e_B \hat{\gamma}_{0,AB}$ and $\hat{\gamma}_{0,B} + e_A \hat{\gamma}_{0,AB}$, are also known as the average partial or marginal effects in econometrics (Greene 2018). Strategy (iii) codes the factors by their signs as $A_i^s = 2A_i - 1$ and $B_i^s = 2B_i - 1 \in \{+1, -1\}$, and uses the coefficients from $Y_i \sim 1 + A_i^s + B_i^s + A_i^s B_i^s$, after multiplied by two, to estimate the main effects and interaction, respectively (Wu & Hamada 2009; Lu 2016). This gives three strategies that deliver simultaneous estimation of the main effects and interaction.

In contrast, strategies (iv) and (v) focus only on the main effects of A and B. Strategy (iv) considers two separate regressions, $Y_i \sim 1 + A_i$ and $Y_i \sim 1 + B_i$, and estimates the two main effects by the coefficients of A_i and B_i , respectively (e.g., Bertrand & Mullainathan 2004; Eriksson & Rooth 2014). Strategy (v), on the other hand, uses the coefficients from the additive specification $Y_i \sim 1 + A_i + B_i$ (e.g., Kahan 2013; Muralidharan et al. 2020).

Refer to a factor-based regression as saturated if it contains all possible interactions between the factors in addition to the constant term and main effects. The regressions under strategies

(i)–(iii) are saturated whereas those under strategies (iv) and (v) are unsaturated. We derive their respective design-based properties in Sections 3.2 and 3.3.

3.2. Unification of the saturated regressions

We now unify strategies (i)–(iii) under a class of location-shifted regressions targeting different factorial effects, and demonstrate the correspondence between the location-shift scheme and the weighting scheme in defining the factorial effects.

For $A'_i = A_i - \delta_A$ and $B'_i = B_i - \delta_B$ with pre-specified $\delta = (\delta_A, \delta_B)$, regression

$$Y_i \sim 1 + A'_i + B'_i + A'_i B'_i \quad (2)$$

yields coefficients $\hat{\gamma} = (\hat{\gamma}_A, \hat{\gamma}_B, \hat{\gamma}_{AB})^T$ and robust covariance $\hat{\Psi}$ for the three non-intercept terms, $(A'_i, B'_i, A'_i B'_i)$. Numerically, setting $(\delta_A, \delta_B) = (0, 0)$ equals strategy (i); setting $(\delta_A, \delta_B) = (e_A, e_B)$ equals strategy (ii); setting $(\delta_A, \delta_B) = (1/2, 1/2)$ equals strategy (iii) up to a scaling factor of two for A'_i and B'_i and a scaling factor of four for $A'_i B'_i$. This unifies strategies (i)–(iii) as special cases of the class of location-shifted regressions represented by (2).

We formalize below the notion of general factorial effects under the 2^2 experiment. They afford the basis for clarifying the design-based properties of (2). Define $\tau_{A|Bb} = \bar{Y}(1b) - \bar{Y}(0b)$ and $\tau_{B|Aa} = \bar{Y}(a1) - \bar{Y}(a0)$ as the conditional effects of factors A and B when the level of the other factor is fixed at $b \in \{0, 1\}$ and $a \in \{0, 1\}$, respectively. Define

$$\tau_A(\pi_B) = \pi_{B0} \cdot \tau_{A|B0} + \pi_{B1} \cdot \tau_{A|B1}, \quad \tau_B(\pi_A) = \pi_{A0} \cdot \tau_{B|A0} + \pi_{A1} \cdot \tau_{B|A1}$$

as the main effects of factors A and B under weighting schemes $\pi_B = (\pi_{B0}, \pi_{B1})$ and $\pi_A = (\pi_{A0}, \pi_{A1})$ with $\pi_{B0} + \pi_{B1} = \pi_{A0} + \pi_{A1} = 1$, respectively. As a convention, the subscripts of the weighting schemes indicate the factors that are being marginalized out.

Define $\tau_{AB} = \bar{Y}(11) - \bar{Y}(10) - \bar{Y}(01) + \bar{Y}(00)$ as the interaction between A and B following the convention in statistics and epidemiology; the standard definition in the experimental design literature equals $2^{-1}\tau_{AB}$, differing by a factor of two (Dasgupta et al. 2015). It determines the difference between weighting schemes in the sense of $\tau_A(\pi'_B) - \tau_A(\pi_B) = (\pi'_{B1} - \pi_{B1})\tau_{AB}$ and $\tau_B(\pi'_A) - \tau_B(\pi_A) = (\pi'_{A1} - \pi_{A1})\tau_{AB}$. The absence of the interaction, namely $\tau_{AB} = 0$, ensures that $\tau_A(\pi_B) = \tau_{A|B0}$ and $\tau_B(\pi_A) = \tau_{B|A0}$ do not depend on the weighting scheme.

Let $\pi = (\pi_A, \pi_B)$ be the collection of the weights and vectorize the factorial effects as

$$\tau_\pi = (\tau_A(\pi_B), \tau_B(\pi_A), \tau_{AB})^T = G_\pi \bar{Y},$$

where $\bar{Y} = (\bar{Y}(00), \bar{Y}(01), \bar{Y}(10), \bar{Y}(11))^T$ and the contrast matrix G_π has row vectors $(-\pi_{B0}, -\pi_{B1}, \pi_{B0}, \pi_{B1})$, $(-\pi_{A0}, \pi_{A0}, -\pi_{A1}, \pi_{A1})$ and $(+1, -1, -1, +1)$. Let $\hat{\tau}_\pi = G_\pi \hat{Y}$ be the moment estimator of τ_π with $\text{cov}(\hat{\tau}_\pi) = G_\pi \hat{V} G_\pi^T$ as the covariance estimator. Proposition 1 shows $\hat{\gamma}$ as the moment estimator of a particular τ_π .

Proposition 1. Under the 2^2 experiment, the outputs of (2) satisfy $\hat{\gamma} = \hat{\tau}_\pi$ and $\hat{\Psi} = \text{cov}(\hat{\tau}_\pi) - G_\pi \text{diag}(N_z^{-1}) \hat{V} G_\pi^\top$ for $\pi = (\pi_A, \pi_B)$ with $\pi_A = (1 - \delta_A, \delta_A)$ and $\pi_B = (1 - \delta_B, \delta_B)$.

Proposition 1 is numeric and clarifies the causal interpretation of $\hat{\gamma}$. Location shifts of A_i and B_i by $(\delta_A, \delta_B) = (\pi_{A1}, \pi_{B1})$ thus ensure direct estimation of τ_π from (2) for arbitrary π . Moreover, $\hat{\Psi}$ and $\text{cov}(\hat{\tau}_\pi)$ differ by a higher-order term under complete randomization and Condition 1. This ensures the validity of the large-sample Wald-type inference based on $\hat{\gamma}$ and $\hat{\Psi}$.

Strategies (i)–(iii) thus deliver equivalent estimators of τ_{AB} up to a scaling factor yet target at distinct main effects. In particular, strategy (i) targets at $\tau_A(1, 0) = \tau_{A|B0}$ and $\tau_B(1, 0) = \tau_{B|A0}$ as the conditional effects when the other factor is at the baseline level; strategy (ii) targets at $\tau_A(1 - e_B, e_B)$ and $\tau_B(1 - e_A, e_A)$ as the partial effects that weight the conditional effects by the empirical treatment probabilities; strategy (iii) targets at the standard effects $\tau_A = \tau_A(1/2, 1/2)$ and $\tau_B = \tau_B(1/2, 1/2)$ that weight all conditional effects equally (Wu & Hamada 2009; Dasgupta et al. 2015). The difference in estimands vanishes in the absence of τ_{AB} . The weights in defining $\tau_A(\pi_B)$ and $\tau_B(\pi_A)$ correspond to a thought experiment in which each unit receives level 1 of factors B and A with probabilities π_{B1} and π_{A1} , respectively. Strategies (i)–(iii) accordingly correspond to different thought experiments.

3.3. Factor-based regression with unsaturated models

Not all factorial effects are of equal interest. Strategies (iv) and (v) concern only the main effects. Strategy (iv), on the one hand, fits two separate regressions for estimating the main effects of factors A and B, respectively. The resulting estimators equal the differences in means between $\{Y_i : f_i = 1\}$ and $\{Y_i : f_i = 0\}$ for $f = A, B$, and are not unbiased for estimating factorial effects of the form $\tau_A(\pi_B)$ and $\tau_B(\pi_A)$ in general. We thus exclude it from the discussion.

Strategy (v), on the other hand, estimates the two main effects together via one additive regression. Although widely used and intuitive under a correctly specified model, the validity of such an approach from the design-based perspective remains largely an open question. Consider

$$Y_i \sim 1 + A'_i + B'_i \tag{3}$$

as a generalized version of strategy (v) incorporating the location-shift transformation. We now derive the bias-variance trade-off between (2) and (3) under the design-based framework, and establish the optimality of (3) when the nuisance effect τ_{AB} indeed does not exist.

Proposition 2. Under the 2^2 experiment, the coefficients of the two non-intercept terms, (A'_i, B'_i) , from (3) satisfy $\tilde{\gamma}_A = \tilde{\pi}_{B0} \cdot \hat{\tau}_{A|B0} + \tilde{\pi}_{B1} \cdot \hat{\tau}_{A|B1}$ and $\tilde{\gamma}_B = \tilde{\pi}_{A0} \cdot \hat{\tau}_{B|A0} + \tilde{\pi}_{A1} \cdot \hat{\tau}_{B|A1}$, where $(\hat{\tau}_{A|B0}, \hat{\tau}_{A|B1}, \hat{\tau}_{B|A0}, \hat{\tau}_{B|A1})$ are the moment estimators of the conditional effects, and

$$(\tilde{\pi}_{B0}, \tilde{\pi}_{B1}) = \sigma^{-1}(e_{01}^{-1} + e_{11}^{-1}, e_{00}^{-1} + e_{10}^{-1}), \quad (\tilde{\pi}_{A0}, \tilde{\pi}_{A1}) = \sigma^{-1}(e_{10}^{-1} + e_{11}^{-1}, e_{00}^{-1} + e_{01}^{-1}) \quad (4)$$

with $\sigma = \sum_{z \in \mathcal{T}} e_z^{-1}$.

Proposition 2 shows $\tilde{\gamma}_A$ and $\tilde{\gamma}_B$ as the moment estimators of $\tau_A(\tilde{\pi}_B)$ and $\tau_B(\tilde{\pi}_A)$ under a specific weighting scheme $\tilde{\pi} = (\tilde{\pi}_A, \tilde{\pi}_B)$ with $\tilde{\pi}_B = (\tilde{\pi}_{B0}, \tilde{\pi}_{B1})$ and $\tilde{\pi}_A = (\tilde{\pi}_{A0}, \tilde{\pi}_{A1})$ defined in (4). Unfortunately, this weighting scheme is independent of $\delta = (\delta_A, \delta_B)$ and the unsaturated regression (3) thus no longer accommodates flexible weighting schemes.

In general, $\tilde{\gamma}_A$ and $\tilde{\gamma}_B$ are biased for the main effects $\tau_A(\pi_B)$ and $\tau_B(\pi_A)$ unless the interaction τ_{AB} does not exist. Nevertheless, the weights in (4) minimize the variances of the linear combinations of the moment estimators of the conditional effects under Condition 2. In particular, the constant treatment effects condition ensures that $\text{var}(\hat{\tau}_{A|B0}) = s_0(N_{00}^{-1} + N_{10}^{-1})$ and $\text{var}(\hat{\tau}_{A|B1}) = s_0(N_{01}^{-1} + N_{11}^{-1})$, so to minimize the variance of the linear combination, the weights must be proportional to the inverses of $\text{var}(\hat{\tau}_{A|B0})$ and $\text{var}(\hat{\tau}_{A|B1})$, respectively, leading to $\tilde{\pi}_{B0}$ and $\tilde{\pi}_{B1}$ in (4). Similar discussion applies to $\tilde{\gamma}_B$. Therefore, under complete randomization and Condition 2, the estimators from (3) are biased but have smaller variances than those from (2), demonstrating the bias-variance trade-off between (2) and (3). Moreover, the discussion of the optimality of the weights in (4) hints at a design-based Gauss–Markov theorem in Section 5.

This concludes our discussion on the factor-based analysis of the 2^2 experiment. We next extend the results to the 2^3 experiment, illustrating the commonality and difference when there are more than two factors.

4. Motivating example two: the 2^3 factorial experiment

4.1. Notation and definitions of the factorial effects

The 2^3 factorial experiment extends the 2^2 case to three binary factors, A, B, and C. Let A_i, B_i , and $C_i \in \{0, 1\}$ indicate the levels of the factors received by unit i . The $Q = 2^3 = 8$ treatment combinations consist of $\mathcal{T} = \{(abc) : a, b, c = 0, 1\}$, indexed by $z = (abc)$. Define the conditional effects of factors A, B, and C as

$$\tau_{A|bc} = \bar{Y}(1bc) - \bar{Y}(0bc), \quad \tau_{B|ac} = \bar{Y}(a1c) - \bar{Y}(a0c), \quad \tau_{C|ab} = \bar{Y}(ab1) - \bar{Y}(ab0),$$

respectively, with the rest two factors fixed at $bc, ac, ab \in \{0, 1\}^2$. Define the conditional two-way interactions between factors A and B, factors A and C, and factors B and C as

$$\tau_{AB|c} = \bar{Y}(11c) - \bar{Y}(10c) - \bar{Y}(01c) + \bar{Y}(00c),$$

$$\begin{aligned}\tau_{AC|b} &= \bar{Y}(1b1) - \bar{Y}(1b0) - \bar{Y}(0b1) + \bar{Y}(0b0), \\ \tau_{BC|a} &= \bar{Y}(a11) - \bar{Y}(a10) - \bar{Y}(a01) + \bar{Y}(a00),\end{aligned}$$

respectively, with the third factor fixed at $c, b, a \in \{0, 1\}$. When potential confusion arises, we also use Aa , Bb , and Cc for a , b , and c to emphasize both the factor and its level; for instance, $\tau_{A|bc} = \tau_{A|Bb, Cc}$ and $\tau_{AB|c} = \tau_{AB|Cc}$. These conditional effects afford the basis for defining the general factorial effects under the 2^3 experiment.

To simplify the presentation, we call a set of W numbers, $\pi = (\pi_1, \dots, \pi_W)$, a W -dimensional weighting vector if $\sum_{w=1}^W \pi_w = 1$ and $\pi_w \geq 0$; a weighting scheme is then a collection of weighting vectors with composition clear from the context. Assume

$$\begin{aligned}\pi_{AB} &= (\pi_{ab})_{a,b=0,1}, & \pi_{AC} &= (\pi_{ac})_{a,c=0,1}, & \pi_{BC} &= (\pi_{bc})_{b,c=0,1}, \\ \pi_A &= (\pi_a)_{a=0,1}, & \pi_B &= (\pi_b)_{b=0,1}, & \pi_C &= (\pi_c)_{c=0,1}\end{aligned}$$

are some pre-specified four-dimensional and two-dimensional weighting vectors throughout, summarized in $\pi = \{\pi_{AB}, \pi_{AC}, \pi_{BC}, \pi_A, \pi_B, \pi_C\} = \{\pi_a, \pi_b, \pi_c, \pi_{ab}, \pi_{ac}, \pi_{bc} : a, b, c = 0, 1\}$.

Definition 1. Under the 2^3 experiment, define

$$\tau_A(\pi_{BC}) = \sum_{b,c} \pi_{bc} \cdot \tau_{A|bc}, \quad \tau_B(\pi_{AC}) = \sum_{a,c} \pi_{ac} \cdot \tau_{B|ac}, \quad \tau_C(\pi_{AB}) = \sum_{a,b} \pi_{ab} \cdot \tau_{C|ab}$$

as the main effects of factors A, B, and C under weighting vectors π_{BC} , π_{AC} and π_{AB} , respectively; define

$$\tau_{AB}(\pi_C) = \sum_{c=0,1} \pi_c \cdot \tau_{AB|c}, \quad \tau_{AC}(\pi_B) = \sum_{b=0,1} \pi_b \cdot \tau_{AC|b}, \quad \tau_{BC}(\pi_A) = \sum_{a=0,1} \pi_a \cdot \tau_{BC|a}$$

as the two-way interactions between factors A and B, factors A and C, and factors B and C under weighting vectors π_C , π_B , and π_A , respectively; define

$$\tau_{ABC} = \tau_{AB|C1} - \tau_{AB|C0} = \tau_{AC|B1} - \tau_{AC|B0} = \tau_{BC|A1} - \tau_{BC|A0} = \sum_{a,b,c} (-1)^{a+b+c+1} \bar{Y}(abc)$$

as the three-way interaction between factors A, B, and C.

Definition 1 gives a total of $2^3 - 1 = 7$ general factorial effects, vectorized as $\tau_\pi = (\tau_A(\pi_{BC}), \tau_B(\pi_{AC}), \tau_C(\pi_{AB}), \tau_{AB}(\pi_C), \tau_{AC}(\pi_B), \tau_{BC}(\pi_A), \tau_{ABC})^T = G_\pi \bar{Y}$; we relegate the explicit form of G_π to Lemma S3 in the supplementary material. Following the convention from the 2^2 experiment, the subscripts of the weighting vectors indicate the factors that are being marginalized out. Refer to π as the equal weighting scheme if $\pi_{ab} = \pi_{bc} = \pi_{ac} = 1/4$ and $\pi_a = \pi_b = \pi_c = 1/2$ for all $a, b, c = 0, 1$; refer to π as the empirical weighting scheme if $\pi_a = N^{-1} \sum_{i=1}^N \mathcal{I}(A_i = a)$, $\pi_{ab} = N^{-1} \sum_{i=1}^N \mathcal{I}(A_i = a, B_i = b)$, and et cetera equal the empirical marginal probabilities of the factors and their combinations. Although Definition 1 can be general, we focus on the following coherent weighting scheme throughout the paper.

Definition 2. A weighting scheme π is coherent if there exists a probability distribution over \mathcal{T} , represented by $\pi_{abc} = \text{pr}(A = a, B = b, C = c)$ for $a, b, c = 0, 1$, such that

$$\begin{aligned}\pi_a &= \text{pr}(A = a), & \pi_b &= \text{pr}(B = b), & \pi_c &= \text{pr}(C = c), \\ \pi_{ab} &= \text{pr}(A = a, B = b), & \pi_{ac} &= \text{pr}(A = a, C = c), & \pi_{bc} &= \text{pr}(B = b, C = c).\end{aligned}$$

Coherence imposes mild restrictions on the elements in π . Consider a thought experiment in which we assign unit i to combination $(abc) \in \mathcal{T}$ with probability $\text{pr}\{Z_i = (abc)\} = \text{pr}(A_i = a, B_i = b, C_i = c) = \pi_{abc}$. This induces a coherent weighting scheme π with elements corresponding to the marginal probabilities of A_i , B_i , C_i , and their combinations, respectively. The equal weighting scheme is coherent with $\pi_{abc} = 1/8$, implying balanced design in the thought experiment. The empirical weighting scheme is also coherent with $\pi_{abc} = e_{(abc)} = N_{(abc)}/N$.

4.2. Factor-based regression with the saturated model

Extend (2) to the 2^3 experiment to define

$$Y_i \sim 1 + A'_i + B'_i + C'_i + A'_i B'_i + A'_i C'_i + B'_i C'_i + A'_i B'_i C'_i \quad (5)$$

with $A'_i = A_i - \delta_A$, $B'_i = B_i - \delta_B$, and $C'_i = C_i - \delta_C$ for pre-specified $\delta = (\delta_A, \delta_B, \delta_C)$. Let $\hat{\gamma}$ and $\hat{\Psi}$ be the coefficients and robust covariance of the $2^3 - 1 = 7$ non-intercept terms in (5), respectively. We study in this subsection their design-based properties for the Wald-type inference of τ_π . The result illustrates two important characteristics of the factor-based regressions in the presence of more than two factors: First, saturated regressions like (5) can only recover a subset of the factorial effects in Definition 1 with the weighting scheme featuring a product structure in Definition 3 below. Second, the no three-way interaction condition helps to restore the generality of (5) in estimating factorial effects under coherent weighting schemes.

Definition 3. We call π a product weighting scheme if $\pi_{ab} = \pi_a \pi_b$, $\pi_{ac} = \pi_a \pi_c$, and $\pi_{bc} = \pi_b \pi_c$ for $a, b, c = 0, 1$.

A product weighting scheme is fully determined by three of its elements, $(\pi_{A1}, \pi_{B1}, \pi_{C1})$. It is by definition always coherent and implies independent factors in the accompanying thought experiment. Let δ_\times be the product weighting scheme with $(\delta_{\times, A1}, \delta_{\times, B1}, \delta_{\times, C1}) = (\delta_A, \delta_B, \delta_C)$. Let $\tau_{\delta_\times} = G_{\delta_\times} \bar{Y}$ be the corresponding vector of general factorial effects, $\hat{\tau}_{\delta_\times} = G_{\delta_\times} \hat{Y}$ be its moment estimator, and $\hat{\text{cov}}(\hat{\tau}_{\delta_\times}) = G_{\delta_\times} \hat{V} G_{\delta_\times}^T$ be the covariance estimator, respectively. Proposition 3 states the utility of (5) for estimating τ_{δ_\times} .

Proposition 3. Under the 2^3 experiment, the outputs of (5) satisfy $\hat{\gamma} = \hat{\tau}_{\delta_\times}$ and $\hat{\Psi} = \hat{\text{cov}}(\hat{\tau}_{\delta_\times}) - G_{\delta_\times} \text{diag}(N_z^{-1}) \hat{V} G_{\delta_\times}^T$.

Proposition 3 highlights the commonality and difference between the 2^2 and 2^3 experiments. On the one hand, it ensures the asymptotic equivalence between $\{\hat{\gamma}, \hat{\Psi}\}$ and $\{\hat{\tau}_{\delta_\times}, \hat{\text{cov}}(\hat{\tau}_{\delta_\times})\}$ under

complete randomization and Condition 1, and thereby justifies the Wald-type inference of τ_{δ_x} based on (5). On the other hand, the product structure of δ_x constrains the applicability of (5), and suggests it recovers the full set of τ_π simultaneously if and only if $(\delta_A, \delta_B, \delta_C) = (\pi_{A1}, \pi_{B1}, \pi_{C1})$ and π is a product weighting scheme. The standard effects satisfy the product structure with $\pi_{A1} = \pi_{B1} = \pi_{C1} = 1/2$ and thus admit of direct estimation with $\delta_A = \delta_B = \delta_C = 1/2$. The resulting model is equivalent to the specification under the $\{+1, -1\}$ coding system up to a constant scaling factor on each regressor, suggesting the latter’s specificity to the standard effects (Wu & Hamada 2009; Lu 2016).

One exception, however, is when the three-way interaction does not exist. The absence of τ_{ABC} leaves the class of coherent weighting schemes equivalent to the class of product weighting schemes in defining the general factorial effects. For arbitrary weighting scheme π , let π_\times be the product weighting scheme with $(\pi_{\times,A1}, \pi_{\times,B1}, \pi_{\times,C1}) = (\pi_{A1}, \pi_{B1}, \pi_{C1})$. By definition, π_\times and π share the same marginal treatment probabilities in the underlying thought experiment. We have $\pi_\times = \pi$ if π is already a product weighting scheme.

Proposition 4. Under the 2^3 experiment, if $\tau_{ABC} = 0$, then $\tau_\pi = \tau_{\pi_\times}$ for all coherent π , where $\tau_\pi = G_\pi \bar{Y}$ and $\tau_{\pi_\times} = G_{\pi_\times} \bar{Y}$ are the vectors of general factorial effects under weighting schemes π and π_\times , respectively.

Propositions 3 and 4 together justify the inference of τ_π from (5) with $(\delta_A, \delta_B, \delta_C) = (\pi_{A1}, \pi_{B1}, \pi_{C1})$ for all coherent π . The absence of the three-way interaction, as a result, restores the generality of the factor-based linear regression for all coherent weighting schemes as a much less restrictive, and in some sense conducive, requirement than the product structure.

4.3. Factor-based regression with an unsaturated model

Consider an extension to (3):

$$Y_i \sim 1 + A'_i + B'_i + C'_i + A'_i B'_i + A'_i C'_i + B'_i C'_i, \quad (6)$$

when only the main effects and two-way interactions are of interest, vectorized as

$$\tau_{\pi,+} = (\tau_A(\pi_{BC}), \tau_B(\pi_{AC}), \tau_C(\pi_{AB}), \tau_{AB}(\pi_C), \tau_{AC}(\pi_B), \tau_{BC}(\pi_A))^T = \tau_\pi \setminus \{\tau_{ABC}\}.$$

Let $\tilde{\gamma}_+$ and $\tilde{\Psi}_+$ be the coefficients and robust covariance of the six non-intercept terms, $(A'_i, B'_i, C'_i, A'_i B'_i, A'_i C'_i, B'_i C'_i)$, from (6). We use “ \sim ” and “ $+$ ” to signify outputs from unsaturated regressions throughout the paper. We state in this subsection the numeric correspondence between the outputs from (5) and (6), respectively. The result implies the bias-variance trade-off between the saturated and unsaturated regressions under the design-based framework.

Let $\hat{\gamma}_+$ and $\hat{\gamma}_{ABC}$ be the coefficients of $(A'_i, B'_i, C'_i, A'_i B'_i, A'_i C'_i, B'_i C'_i)$ and $A'_i B'_i C'_i$ from (5), respectively, with $\hat{\gamma} = (\hat{\gamma}_+^T, \hat{\gamma}_{ABC})^T$. Proposition 5 extends the result in Proposition 2 to the 2^3 experiment, elucidating the design-based properties of $\tilde{\gamma}_+$ via its link with $\hat{\gamma}$.

Proposition 5. Under the 2^3 experiment, the estimator from (6) satisfies $\tilde{\gamma}_+ = \hat{\gamma}_+ + D\hat{\gamma}_{ABC}$ with

$$D = \left(\sum_{z \in \mathcal{T}} e_z^{-1} \right)^{-1} \left(\begin{array}{ccc|ccc} & & & \delta_B & \delta_C & 0 \\ & & & \delta_A & 0 & \delta_C \\ & & & 0 & \delta_A & \delta_B \\ \hline & I_3 & & & & \\ 0_{3 \times 3} & & I_3 & & & \end{array} \right) \left(\begin{array}{c} -\sum_a e_{(a00)}^{-1} \\ -\sum_b e_{(0b0)}^{-1} \\ -\sum_c e_{(00c)}^{-1} \\ \sum_{ab} e_{(ab0)}^{-1} \\ \sum_{ac} e_{(a0c)}^{-1} \\ \sum_{bc} e_{(0bc)}^{-1} \end{array} \right) - \left(\begin{array}{c} \delta_B \delta_C \\ \delta_A \delta_C \\ \delta_A \delta_B \\ \delta_C \\ \delta_B \\ \delta_A \end{array} \right).$$

Recall that $\hat{\gamma}_+$ and $\hat{\gamma}_{ABC}$ equal the moment estimators of $\tau_{\delta_{\times,+}}$ and τ_{ABC} , respectively, denoted by $\hat{\tau}_{\delta_{\times,+}}$ and $\hat{\tau}_{ABC}$. The coefficients from the unsaturated regression thus recover the exact moment estimator $\hat{\tau}_{\delta_{\times,+}}$ if and only if $D = 0_6$ or $\hat{\tau}_{ABC} = 0$. The former in general entails $e_z = 1/8$ and $\delta_A = \delta_B = \delta_C = 1/2$, implying both balanced design and standard effects as the estimands.

On the other hand, Proposition 5 implies $E(\tilde{\gamma}_+) - \tau_{\delta_{\times,+}} = D\tau_{ABC}$ such that $\tilde{\gamma}_+$ is unbiased for $\tau_{\delta_{\times,+}}$ as long as the nuisance effect τ_{ABC} indeed does not exist. This, together with the equivalence between τ_π and $\tau_{\pi \times}$ when π is coherent, ensures the generality of (6) for estimating $\tau_{\pi,+}$. More precisely, under a completely randomized 2^3 experiment and $\tau_{ABC} = 0$, the estimator $\tilde{\gamma}_+$ from (6) with $(\delta_A, \delta_B, \delta_C) = (\pi_{A1}, \pi_{B1}, \pi_{C1})$ is unbiased for $\tau_{\pi,+}$ for all coherent weighting schemes π .

Echoing the discussion in Section 3.3, the more parsimonious regression (6) gives more precise estimators under Condition 2. We will formalize the general theory in the next section.

5. A general theory for the $Q_1 \times \cdots \times Q_K$ factorial experiment

5.1. Notation

A $Q_1 \times \cdots \times Q_K$ factorial experiment involves K factors, with the k th factor having Q_k levels, indexed by $z_k \in \mathcal{F}_k = \{0, \dots, Q_k - 1\}$ ($k \in [K]$). The $Q = \prod_{k=1}^K Q_k$ treatment combinations consist of $\mathcal{T} = \{(z_1, \dots, z_K) : z_k \in \mathcal{F}_k, k = 1, \dots, K\}$, indexed by $z = (z_1, \dots, z_K)$. Let \mathcal{K} be a non-empty subset of $[K]$, indicating a set of distinct factors. Let $z_{\mathcal{K}} = (z_k)_{k \in \mathcal{K}}$ and $z_{\bar{\mathcal{K}}} = (z_k)_{k \notin \mathcal{K}}$ index the combinations of factors in and outside \mathcal{K} , respectively, taking values from $\mathcal{F}_{\mathcal{K}} = \prod_{k \in \mathcal{K}} \mathcal{F}_k$ and $\mathcal{F}_{\bar{\mathcal{K}}} = \prod_{k \notin \mathcal{K}} \mathcal{F}_k$. In particular, $z_{[K]} = z \in \mathcal{T}$ and $\mathcal{F}_{[K]} = \mathcal{T}$.

Let 0 be the baseline level for all K factors, and let $\mathcal{F}_k^* = \mathcal{F}_k \setminus \{0\}$ be the set of non-baseline levels, indexed by z_k^* . Let $\mathcal{F}_{\mathcal{K}}^* = \prod_{k \in \mathcal{K}} \mathcal{F}_k^*$ be a subset of $\mathcal{F}_{\mathcal{K}}$, consisting of $z_{\mathcal{K}}^* = (z_k^*)_{k \in \mathcal{K}}$ with non-baseline levels in all dimensions. Let $\mathcal{F}^* = \cup_{\mathcal{K}} \mathcal{F}_{\mathcal{K}}^*$ be the collection of $z_{\mathcal{K}}^*$ over all $\mathcal{K} \subseteq [K]$. With a slight abuse of notation, we sometimes let 0_k denote the baseline level of factor k when multiple factors are under consideration. We use superscript “*” to signify non-baseline levels throughout unless specified otherwise.

Consider K types of factorial effects quantifying the main effects of a factor when applied alone and the two- to K -way interactions when $2, \dots, K$ factors are applied together. Refer to them interchangeably as the first- to K th-order factorial effects, respectively. Building on the intuition

from the 2^2 and 2^3 experiments, we first define the conditional factorial effects by induction in Section 5.2, and then define the general factorial effects as their respective weighted averages in Section 5.3.

5.2. Definitions of the conditional factorial effects

As a general rule, we define by induction the m th-order conditional factorial effects as the difference between two $(m-1)$ th-order conditional effects for $m = 2, \dots, K$ (Wu & Hamada 2009). For notational simplicity, we illustrate the definition of the m th-order effects using the first m factors with $\mathcal{K} = [m]$ and

$$z_{[m]}^* = (z_k^*)_{k=1}^m, \quad \mathcal{F}_{[m]}^* = \prod_{k=1}^m \mathcal{F}_k^*, \quad z_{(m+1):K} = (z_k)_{k=m+1}^K, \quad \mathcal{F}_{(m+1):K} = \prod_{k=m+1}^K \mathcal{F}_k.$$

Definition 4. Let $\bar{Y}(z_1, z_{2:K})$ be the population average potential outcome under $z = (z_1, z_{2:K}) \in \mathcal{T}$, and define $\tau(z_1^* \mid z_{2:K}) = \bar{Y}(z_1^*, z_{2:K}) - \bar{Y}(0_1, z_{2:K})$ as the conditional effect of factor 1 at level $z_1^* \in \mathcal{F}_1^*$ when factors 2 to K are fixed at level $z_{2:K} \in \mathcal{F}_{2:K}$.

Given $\tau(z_{[m-1]}^* \mid z_{m:K})$ as the conditional $(m-1)$ th-order effects of factors 1 to $(m-1)$ at level $z_{[m-1]}^* \in \mathcal{F}_{[m-1]}^*$ when the rest of the factors are fixed at $z_{m:K} \in \mathcal{F}_{m:K}$, define

$$\tau(z_{[m]}^* \mid z_{(m+1):K}) = \tau(z_{[m-1]}^* \mid z_m^*, z_{(m+1):K}) - \tau(z_{[m-1]}^* \mid 0_m, z_{(m+1):K})$$

as the conditional m th-order factorial effect of factors 1 to m at level $z_{[m]}^* = (z_{[m-1]}^*, z_m^*) \in \mathcal{F}_{[m]}^*$ when the rest of the factors are fixed at $z_{(m+1):K} \in \mathcal{F}_{(m+1):K}$.

Definition 4 formalizes the m th-order conditional effect of combination $z_{[m]}^*$ as the difference between two $(m-1)$ th-order conditional effects of combination $z_{[m-1]}^*$ when the level of factor m changes from 0_m to $z_m^* \in \mathcal{F}_m^*$. For $m = K$, $\tau(z_{[K]}^* \mid z_{(K+1):K}) = \tau(z^*)$ is the marginal K -way interaction of treatment combination $z^* \in \mathcal{T}$. We can obtain the explicit form of $\tau(z_{[m]}^* \mid z_{(m+1):K})$ in terms of the population average potential outcomes, which further ensures the order in which the new factors are added to the combination in the induction does not matter.

The definition extends to general \mathcal{K} by symmetry. Denote by $\tau(z_{\mathcal{K}}^* \mid z_{\bar{\mathcal{K}}})$ the conditional $|\mathcal{K}|$ -th order factorial effect of factors in \mathcal{K} at non-baseline level $z_{\mathcal{K}}^* \in \mathcal{F}_{\mathcal{K}}^*$ when the rest of the factors are fixed at $z_{\bar{\mathcal{K}}} \in \mathcal{F}_{\bar{\mathcal{K}}}$. This gives a total of $|\mathcal{F}_{\mathcal{K}}^*| \times |\mathcal{F}_{\bar{\mathcal{K}}}|$ conditional factorial effects for the $|\mathcal{K}|$ factors in a fixed \mathcal{K} .

Example 1. The 2^K experiment involves K binary factors, $k = 1, \dots, K$, and $Q = 2^K$ treatment combinations, $z \in \mathcal{F}_1 \times \dots \times \mathcal{F}_K$ with $\mathcal{F}_k = \{0_k, 1_k\}$. The set $\mathcal{F}_{\mathcal{K}}^*$ thus contains only one element, namely $1_{\mathcal{K}} = (1_k)_{k \in \mathcal{K}}$, for all $\mathcal{K} \subseteq [K]$. This ensures a one-to-one mapping between \mathcal{K} and $1_{\mathcal{K}}$, and reconciles the notation from the 2^2 case with Definition 4 as $\tau_{A|Bb} = \tau(1_A \mid b)$, $\tau_{B|Aa} = \tau(1_B \mid a)$, and $\tau_{AB} = \tau(1_A, 1_B)$; likewise for the 2^3 case.

Example 2. The $Q_A \times Q_B$ design involves two factors of Q_A and Q_B levels, respectively; we index the factors by A and B for better connection with the 2^2 design as a special case with $Q_A = Q_B = 2$. This gives a total of $Q = Q_A Q_B$ treatment combinations, indexed by $(ab) \in \mathcal{F}_A \times \mathcal{F}_B$ with $\mathcal{F}_A = \{0, \dots, Q_A - 1\}$ and $\mathcal{F}_B = \{0, \dots, Q_B - 1\}$. Let $\mathcal{F}_A^* = \mathcal{F}_A \setminus \{0\}$ and $\mathcal{F}_B^* = \mathcal{F}_B \setminus \{0\}$ be the corresponding sets of non-baseline levels, indexed by a^* and b^* . Contrasts $\tau(a^* | b) = \bar{Y}(a^*b) - \bar{Y}(0b)$, $\tau(b^* | a) = \bar{Y}(ab^*) - \bar{Y}(a0)$, and $\tau(a^*b^*) = \bar{Y}(a^*b^*) - \bar{Y}(0b^*) - \bar{Y}(a^*0) + \bar{Y}(00)$ define the conditional effects and two-way interaction of factors A and B at non-baseline levels a^* , b^* , and a^*b^* , respectively.

5.3. Definitions of the general factorial effects

We next define the general factorial effects as the weighted averages of their respective conditional counterparts. Let $\pi_{\mathcal{K}} = \{\pi(z_{\mathcal{K}}) : z_{\mathcal{K}} \in \mathcal{F}_{\mathcal{K}}\}$ denote a weighting vector over the $|\mathcal{F}_{\mathcal{K}}| = \prod_{k \in \mathcal{K}} Q_k$ possible values of $z_{\mathcal{K}} \in \mathcal{F}_{\mathcal{K}}$, and

$$\pi = \{\pi_{\mathcal{K}} : \emptyset \neq \mathcal{K} \subseteq [K]\} = \{\pi(z_{\mathcal{K}}) : z_{\mathcal{K}} \in \mathcal{F}_{\mathcal{K}}; \emptyset \neq \mathcal{K} \subseteq [K]\}$$

denote the weighting scheme that summarizes $\pi_{\mathcal{K}}$ over all non-empty \mathcal{K} . The $\pi_A = (\pi_{A0}, \pi_{A1})$ and $\pi_{AB} = (\pi_{ab})_{a,b=0,1}$ from the 2^2 and 2^3 experiments are special cases of $\pi_{\mathcal{K}}$ with $\mathcal{K} = \{A\}$ and $\{A, B\}$, respectively.

Definition 5. Given conditional factorial effects $\tau(z_{\mathcal{K}}^* | z_{\bar{\mathcal{K}}})$ from Definition 4 for all non-empty $\mathcal{K} \subseteq [K]$ and $(z_{\mathcal{K}}^*, z_{\bar{\mathcal{K}}}) \in \mathcal{F}_{\mathcal{K}}^* \times \mathcal{F}_{\bar{\mathcal{K}}}$, define $\tau_{\pi}(z_{\mathcal{K}}^*) = \sum_{z_{\bar{\mathcal{K}}} \in \mathcal{F}_{\bar{\mathcal{K}}}} \pi(z_{\bar{\mathcal{K}}}) \cdot \tau(z_{\mathcal{K}}^* | z_{\bar{\mathcal{K}}})$ as the general factorial effect of factors in \mathcal{K} at level $z_{\mathcal{K}}^*$ under weighting scheme π .

Definitions 4 and 5 together complete the definition of the $(Q - 1)$ general factorial effects, vectorized as

$$\tau_{\pi} = \{\tau_{\pi}(z_{\mathcal{K}}^*) : z_{\mathcal{K}}^* \in \mathcal{F}_{\mathcal{K}}^*\} = G_{\pi} \bar{Y}; \quad (7)$$

see Lemma S3 in the supplementary material for the explicit form of G_{π} . Refer to $\tau_{\pi}(z_{\mathcal{K}}^*)$ as the standard effect if $\pi(z_{\bar{\mathcal{K}}}) = |\mathcal{F}_{\bar{\mathcal{K}}}|^{-1}$ are identical for all $z_{\bar{\mathcal{K}}} \in \mathcal{F}_{\bar{\mathcal{K}}}$.

For any $\mathcal{K} \subseteq [K]$, Definition 5 requires identical weighting vector $\{\pi(z_{\bar{\mathcal{K}}}) : z_{\bar{\mathcal{K}}} \in \mathcal{F}_{\bar{\mathcal{K}}}\}$ for defining $\tau_{\pi}(z_{\mathcal{K}}^*)$ over all $z_{\mathcal{K}}^*$. An extension is to use combination-specific weighting vectors, denoted by $\{\pi(z_{\bar{\mathcal{K}}} | z_{\mathcal{K}}^*) : z_{\bar{\mathcal{K}}} \in \mathcal{F}_{\bar{\mathcal{K}}}\}$, to define the effect as $\tau'_{\pi}(z_{\mathcal{K}}^*) = \sum_{z_{\bar{\mathcal{K}}} \in \mathcal{F}_{\bar{\mathcal{K}}}} \pi(z_{\bar{\mathcal{K}}} | z_{\mathcal{K}}^*) \cdot \tau(z_{\mathcal{K}}^* | z_{\bar{\mathcal{K}}})$. We do not pursue this path because the extra flexibility may inadvertently hinder causal interpretation when comparison across different non-baseline combinations is desired. For instance, assume we are interested in the effect of combination $z_{\mathcal{K}}^* \in \mathcal{F}_{\mathcal{K}}^*$ relative to another combination $z_{\mathcal{K}}^{**} \in \mathcal{F}_{\mathcal{K}}^*$. The difference $\tau(z_{\mathcal{K}}^* | z_{\bar{\mathcal{K}}}) - \tau(z_{\mathcal{K}}^{**} | z_{\bar{\mathcal{K}}}) = \bar{Y}(z_{\mathcal{K}}^*, z_{\bar{\mathcal{K}}}) - \bar{Y}(z_{\mathcal{K}}^{**}, z_{\bar{\mathcal{K}}})$ affords an intuitive measure of the conditional relative effect when the rest of the factors are fixed at $z_{\bar{\mathcal{K}}} \in \mathcal{F}_{\bar{\mathcal{K}}}$. The different weights attached to $\tau(z_{\mathcal{K}}^* | z_{\bar{\mathcal{K}}})$ and $\tau(z_{\mathcal{K}}^{**} | z_{\bar{\mathcal{K}}})$ in defining $\tau'_{\pi}(z_{\mathcal{K}}^*)$ and $\tau'_{\pi}(z_{\mathcal{K}}^{**})$, however, leave

$\tau'_\pi(z_k^*) - \tau'_\pi(z_k^{**})$ no longer a linear combination of $\tau(z_k^* | z_{\bar{k}}) - \tau(z_k^{**} | z_{\bar{k}})$ over all $z_{\bar{k}} \in \mathcal{F}_{\bar{k}}$. This might cause problems in practice.

We further restrict the discussion to coherent weighting schemes as a natural extension of Definition 2. A coherent weighting scheme intuitively corresponds to a distribution over \mathcal{T} ; see Definition S1 in the supplementary material for the rigorous definition (see also Hainmueller et al. 2014; Egami & Imai 2019; Cuesta et al. 2020).

5.4. Factor-based regression with the saturated model

For pre-specified $\delta = \{\delta_k(z_k^*) : k = 1, \dots, K; z_k^* \in \mathcal{F}_k^*\}$, regressions (2) and (5) from the 2^2 and 2^3 cases motivate the location-shift transformation $\mathcal{I}_\delta(Z_{k,i} = z_k^*) = \mathcal{I}(Z_{k,i} = z_k^*) - \delta_k(z_k^*)$ and the saturated working model

$$Y_i \sim 1 + \sum_{z_k^* \in \mathcal{F}^*} f_i(z_k^*), \text{ where } f_i(z_k^*) = \prod_{k \in \mathcal{K}} \mathcal{I}_\delta(Z_{k,i} = z_k^*). \quad (8)$$

Let $\hat{\gamma}$ and $\hat{\Psi}$ be the coefficients and robust covariance of the $(Q - 1)$ non-intercept terms in (8), respectively, with elements arranged in the same order of z_k^* as those in τ_π . We derive below their design-based properties for the Wald-type inference of τ_π .

The notion of product weighting scheme extends naturally to the current setting as $\pi(z_{\mathcal{K}}) = \prod_{k \in \mathcal{K}} \pi(z_k)$ for all $\mathcal{K} \subseteq [K]$. A π as such is intrinsically coherent, and is fully determined by the collection of $\{\pi(z_k^*) : z_k^* \in \mathcal{F}_k^*\}_{k=1}^K$. The standard effects satisfy the product structure whereas the empirically weighted alternatives maybe not. Building on the intuition from the 2^3 experiment, Definition 6 introduces two product weighting schemes of particular importance, arising from the estimand of interest and the location-shift parameter, respectively.

Definition 6. For arbitrary weighting scheme π , let π_\times be the product weighting scheme with $\pi_\times(z_k^*) = \pi(z_k^*)$ for all $k = 1, \dots, K$ and $z_k^* \in \mathcal{F}_k^*$.

For arbitrary location-shift parameter δ , let δ_\times be the product weighting scheme with $\delta_\times(z_k^*) = \delta_k(z_k^*)$ for all $k = 1, \dots, K$ and $z_k^* \in \mathcal{F}_k^*$.

The subscript “ \times ” indicates product weighting schemes, with $\pi_\times = \pi$ if π is already a product weighting scheme. Let $\tau_{\delta_\times} = G_{\delta_\times} \bar{Y}$ be the vector of general factorial effects under weighting scheme δ_\times , $\hat{\tau}_{\delta_\times} = G_{\delta_\times} \hat{Y}$ be its moment estimator, and $\text{cov}(\hat{\tau}_{\delta_\times}) = G_{\delta_\times} \hat{V} G_{\delta_\times}^T$ be the covariance estimator, respectively. Theorem 1 states the utility of $\hat{\gamma}$ and $\hat{\Psi}$ for inferring τ_{δ_\times} .

Theorem 1. Under the $Q_1 \times \dots \times Q_K$ experiment, the outputs of (8) satisfy $\hat{\gamma} = \hat{\tau}_{\delta_\times}$ and $\hat{\Psi} = \text{cov}(\hat{\tau}_{\delta_\times}) - G_{\delta_\times} \text{diag}(N_z^{-1}) \hat{V} G_{\delta_\times}^T$.

Theorem 1 unifies the results from the 2^2 and 2^3 experiments and justifies the use of (8) for inferring τ_π with a product weighting scheme π . Despite the constrained applicability in general, the intuition from Proposition 4 extends to the current setting and ensures the generality of the factor-based regression in the absence of three-way interactions.

Condition 3. Assume $\tau(z_{\mathcal{K}}^* \mid z_{\bar{\mathcal{K}}}) = 0$ for all $z_{\mathcal{K}}^*$ and $z_{\bar{\mathcal{K}}}$ with $|\mathcal{K}| = 3$.

Condition 3 rules out the existence of three-way interactions and thus that of all m -way interactions for all $3 < m \leq K$ by Definition 4. We will refer to it as the no three-way interactions condition hence for simplicity.

Theorem 2. Under the $Q_1 \times \cdots \times Q_K$ experiment and Condition 3, we have $\tau_\pi = \tau_{\pi_\times}$ for all coherent π , where τ_π and τ_{π_\times} are the vectors of general factorial effects under π and π_\times , respectively.

The proof of Theorem 2 further shows that the requirement of $\tau(z_{\mathcal{K}}^* \mid z_{\bar{\mathcal{K}}}) = 0$ for all $|\mathcal{K}| = 3$ is not only sufficient but necessary for $\tau_\pi = \tau_{\pi_\times}$ if π is coherent but not a product weighting scheme. Theorems 1 and 2 together ensure the validity of the Wald-type inference of τ_π based on (8) with $\delta_k(z_k^*)$ set at $\pi(z_k^*)$ for all coherent π .

5.5. Factor-based regression with unsaturated models

Building on the intuition from the 2^2 and 2^3 experiments, we next consider

$$Y_i \sim 1 + \sum_{z_{\mathcal{K}}^* \in \mathcal{F}_+} f_i(z_{\mathcal{K}}^*) \quad (9)$$

as the unsaturated variant of (8) when only a subset of the $(Q - 1)$ factorial effects are of interest, indexed by $\tau_{\pi,+} = \{\tau_\pi(z_{\mathcal{K}}^*) : z_{\mathcal{K}}^* \in \mathcal{F}_+ \subseteq \mathcal{F}^*\}$. Let $\tilde{\gamma}_+$ and $\tilde{\Psi}_+$ be the coefficients and robust covariance of the $|\mathcal{F}_+|$ non-intercept terms in (9), respectively. We establish in this section their utility for the design-based inference of $\tau_{\pi,+}$.

Recall $\hat{\gamma}$ as the coefficients of the non-intercept terms from (8). Partition it into $\hat{\gamma} = (\hat{\gamma}_+^T, \hat{\gamma}_-^T)^T$, where $\hat{\gamma}_+$ is the subvector of the coefficients of $f_i(z_{\mathcal{K}}^*)$ included in (9), and $\hat{\gamma}_-$ is the subvector of the coefficients of $f_i(z_{\mathcal{K}}^*)$ omitted from (9). As a convention, we use “+” and “−” in the subscripts to signify included in and omitted from the unsaturated regression (9), respectively.

Let F be the $N \times Q$ design matrix of (8), concatenating columns of 1_N and $f_i(z_{\mathcal{K}}^*)$ for all $z_{\mathcal{K}}^* \in \mathcal{F}^*$. Let F_+ be the $N \times (1 + |\mathcal{F}_+|)$ design matrix of (9), and $F_- = F \setminus F_+$ be the submatrix of F omitted from (9), concatenating columns of $f_i(z_{\mathcal{K}}^*)$ for $z_{\mathcal{K}}^* \notin \mathcal{F}_+$. Assume throughout that the elements in $\tilde{\gamma}_+$, $\hat{\gamma}_+$, and $\hat{\gamma}_-$ are arranged in the same relative order of $z_{\mathcal{K}}^*$ as those in τ_π , and the columns in F_+ and F_- are arranged in the same orders of $z_{\mathcal{K}}^*$ as those in $\tilde{\gamma}_+$ and $\hat{\gamma}_-$, respectively.

Let $\Phi = (F_+^T F_+)^{-1} F_+^T F_-$ be the coefficient matrix from the column-wise regression of F_- on F_+ ; Lemma S4 in the supplementary material gives its explicit form as a deterministic function of $(e_z)_{z \in \mathcal{T}}$. Let D be the submatrix of Φ without the first row, and let $R = F_- - F_+ \Phi$ be the corresponding residual matrix. Theorem 3 extends the numeric results in Propositions 2 and 5 to the $Q_1 \times \cdots \times Q_K$ experiment.

Theorem 3. Under the $Q_1 \times \cdots \times Q_K$ experiment, the estimator from (9) satisfies $\tilde{\gamma}_+ = \hat{\gamma}_+ + D\hat{\gamma}_-$ with $D\hat{\gamma}_- = 0$ if and only if $(F_+^T)^T P_N F_- (R^T R)^{-1} R^T Y = 0$, where F_+^T is the submatrix of F_+ without the first column, P_N is the projection matrix orthogonal to 1_N , and $Y = (Y_1, \dots, Y_N)^T$ is the

vector of observed outcomes. Two sufficient conditions for $D\hat{\gamma}_- = 0$ for all Y are $F_+^T F_- = 0$ or $F_+^T P_N F_- = 0$.

Recall that $\hat{\gamma}_+$ and $\hat{\gamma}_-$ coincide with the moment estimators of $\tau_{\delta_{\times,+}} = \{\tau_{\delta_{\times}}(z_{\mathcal{K}}^*) : z_{\mathcal{K}}^* \in \mathcal{F}_+\}$ and $\tau_{\delta_{\times,-}} = \{\tau_{\delta_{\times}}(z_{\mathcal{K}}^*) : z_{\mathcal{K}}^* \notin \mathcal{F}_+\}$, respectively, denoted by $\hat{\tau}_{\delta_{\times,+}}$ and $\hat{\tau}_{\delta_{\times,-}}$. Theorem 3 gives two sufficient conditions for $\hat{\gamma}_+$ to recover exactly $\hat{\tau}_{\delta_{\times,+}}$, requiring orthogonality of F_+ and F_- either in original form or after centered by the column averages. These conditions do not hold in general. Corollary 1 gives two special cases that ensure $F_+^T F_- = 0$, both targeting standard factorial effects under balanced design. Let 1_k indicate level 1 of factor k .

Corollary 1. The estimators from (8) and (9) satisfy $\tilde{\gamma}_+ = \hat{\gamma}_+$ if (i) $\delta_k(1_k) = 1/2$ for all $k = 1, \dots, K$ under the balanced 2^K factorial experiment; or (ii) $\delta_k(z_k^*) = Q_k^{-1}$ for all $k = 1, \dots, K$ and $z_{\mathcal{K}}^* \in \mathcal{F}_k^*$ under the balanced $Q_1 \times \dots \times Q_K$ experiment with $\mathcal{F}_+ = \cup_{\mathcal{K}: |\mathcal{K}| \leq m} \mathcal{F}_{\mathcal{K}}^*$ including up to m th-order terms for some $m \in [K]$.

Despite the loss of exact recovery of the moment estimator in general, the intuition from the 2^2 and 2^3 experiments extends to the general setting, and ensures the unbiasedness of $\tilde{\gamma}_+$ in the absence of the nuisance effects.

Condition 4. The nuisance effects are zero, that is, $\tau_{\pi}(z_{\mathcal{K}}^*) = 0$ for all $z_{\mathcal{K}}^* \notin \mathcal{F}_+$.

Theorem 4. Under the completely randomized $Q_1 \times \dots \times Q_K$ experiment, the estimator from (9) has mean $E(\tilde{\gamma}_+) = \tau_{\delta_{\times,+}} + D\tau_{\delta_{\times,-}}$ and covariance $\text{cov}(\tilde{\gamma}_+) = (I, D)G_{\delta_{\times}}\text{cov}(\hat{Y})G_{\delta_{\times}}^T(I, D)^T$. Further assume Condition 1 and Condition 4 with $\pi = \delta_{\times}$. We have $E(\tilde{\gamma}_+) = \tau_{\delta_{\times,+}}$ and $\tilde{\gamma}_+$ is asymptotically normal with $N\{\tilde{\Psi}_+ - \text{cov}(\tilde{\gamma}_+)\} = \Delta + o_P(1)$, where $\Delta = (I, D)G_{\delta_{\times}}SG_{\delta_{\times}}^T(I, D)^T \geq 0$.

Theorem 4 justifies the Wald-type inference of $\tau_{\delta_{\times,+}}$ from the unsaturated specification (9) when the nuisance effects omitted indeed do not exist. The resulting $\tilde{\gamma}_+$ is both unbiased and consistent for estimating $\tau_{\delta_{\times,+}}$, with the robust covariance $\tilde{\Psi}_+$ being conservative for estimating the covariance. The proof of Theorem 1 further shows that the intercept from (9) is an unbiased estimator of a weighted average of $\bar{Y}(z)$ instead of a contrast and is thus non-zero in general. This suggests the necessity of including the intercept in the unsaturated specification for the satisfaction of Condition 4. One limitation of (9), again, lies in its requirement on the product weighting scheme. Juxtaposing Conditions 3 and 4 and Theorem 2 together ensures the result extends to $\tau_{\pi,+}$ for all coherent π in the absence of the three-way interactions.

A natural next question is whether the simpler specification (9) is not just as good but delivers additional estimation efficiency. The answer is affirmative under constant treatment effects.

Theorem 5. Under the completely randomized $Q_1 \times \dots \times Q_K$ experiment and Condition 2,

$$\text{cov}(\tilde{\gamma}_+) \leq \text{cov}(\hat{\gamma}_+) - s_0 D(R^T R)^{-1} D^T \leq \text{cov}(\hat{\gamma}_+),$$

recalling that R is the residual matrix from the column-wise regression of F_- on F_+ . Further assume Condition 4 with $\pi = \delta_{\times}$. We have $\tilde{\gamma}_+$ is unbiased for $\tau_{\delta_{\times,+}}$ with $\text{cov}(\tilde{\gamma}_+) \leq \text{cov}(L\hat{Y})$ for all linear unbiased estimators that satisfy $E(L\hat{Y}) = \tau_{\delta_{\times,+}}$.

Theorems 4 and 5 together establish the bias-variance trade-off between the saturated and unsaturated regressions by design-based criteria under Condition 2. Furthermore, Theorem 5 gives a novel design-based Gauss–Markov theorem, demonstrating that the unsaturated regression yields the best linear unbiased estimator under Conditions 2 and 4. As a sanity check, both $\tilde{\gamma}_+$ and $\hat{\gamma}_+$ have the form $L\hat{Y}$ and unbiasedly estimate $\tau_{\delta_{\times,+}}$ under Condition 4 with $\pi = \delta_{\times}$.

We give below an example on two prevalent specifications in analyzing the completely randomized $Q_1 \times \cdots \times Q_K$ experiment. Both specifications are special cases of (9).

Example 3. A prevalent specification has the additive form:

$$Y_i \sim 1 + \sum_{k=1}^K \sum_{z_k^*=1}^{Q_k-1} \mathcal{I}_{\delta}(Z_{k,i} = z_k^*), \quad (10)$$

targeting only the main effects. Theorems 2 and 4 justify the use of (10) in the absence of all nuisance interactions. The location-shift transformations do not play any role in the estimation due to the omission of the interaction terms. Section 3.3 is a special case with $K = 2$ and binary factors. Another prevalent specification includes the main effects and two-way interactions:

$$Y_i \sim 1 + \sum_{k=1}^K \sum_{z_k^*=1}^{Q_k-1} \mathcal{I}_{\delta}(Z_{k,i} = z_k^*) + \sum_{k \neq k'} \sum_{z_k^*=1}^{Q_k-1} \sum_{z_{k'}^*=1}^{Q_{k'}-1} \mathcal{I}_{\delta}(Z_{k,i} = z_k^*) \mathcal{I}_{\delta}(Z_{k',i} = z_{k'}^*). \quad (11)$$

Theorems 2 and 4 justify the use of (11) in the absence of the nuisance three-way interactions. In particular, for all coherent weighting schemes π , the point estimator $\tilde{\gamma}_+$ from (11) with $\delta_k(z_k^*) = \pi(z_k^*)$ is unbiased for $\tau_{\pi,+}$. Section 4.3 is a special case with $K = 3$ and binary factors.

For $\tilde{\gamma}_+$ from both (10) and (11), Theorem 4 ensures they are asymptotically normal and the robust covariances provide conservative estimators of their covariances, and Theorem 5 ensures their optimality under constant treatment effects if the nuisance interactions do not exist.

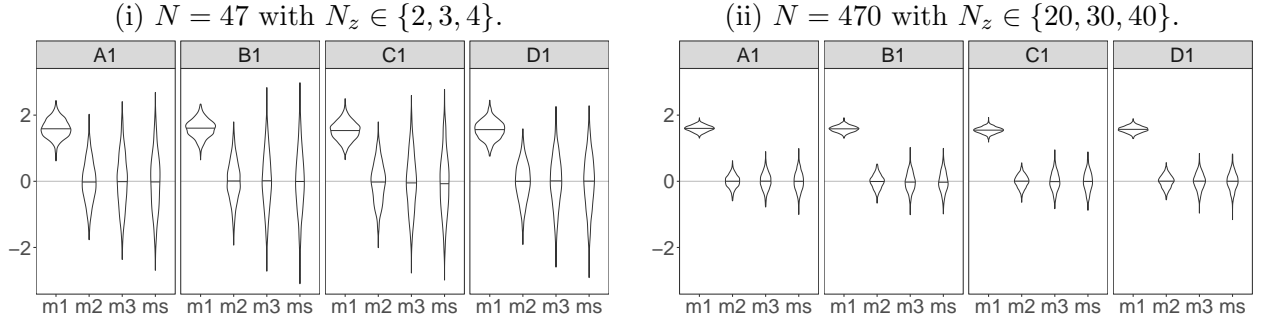
We end this subsection with an open problem. The above discussion holds with a given unsaturated specification (9). It is desirable to have a data-driven specification which involves model selection and more importantly, post-selection inference (Chipman et al. 1997; Espinosa et al. 2016; Egami & Imai 2019). Although these topics have been discussed extensively in other fields of statistics, the analogous results are largely unexplored under the design-based framework.

6. Simulation

We now turn to simulation to demonstrate the utility of unsaturated factor-based regressions under the no nuisance effects assumption. Section S3 in the supplementary material gives more complex simulation and an empirical example.

Assume a 2^4 factorial experiment with four binary factors, $A, B, C, D \in \{0, 1\}$, and a total of $Q = 2^4 = 16$ treatment combinations. We consider three unsaturated specifications, “m1,” “m2,”

Figure 1: Violin plots of the differences between the estimators and true parameters for the four main effects.



and “m3,” with up to k th-order terms for $k = 1, 2, 3$, respectively, in addition to the saturated specification, “ms,” and evaluate their frequentist operating characteristics under two sample size scenarios, $N_z \in \{2, 3, 4\}$ and $N_z \in \{20, 30, 40\}$ for all $z \in \mathcal{T}$, respectively.

Generate the potential outcomes under the no three-way interactions assumption for standard factorial effects. This ensures model “m1” is misspecified whereas models “m2,” “m3,” and “ms” are all correct. Fix the potential outcomes in the simulation. We randomly assign the N units to the $Q = 16$ treatment combinations based on the scenario-specific sample sizes, and use the resulting data to form the regressions. We repeat the procedure 1,000 times.

Figure 1 shows the differences between the point estimators and true parameters over the 1,000 replications for the four main effects under Condition 2; the patterns for the two-way interactions are almost identical and thus omitted. The results are coherent with Theorems 4 and 5 with biased estimators from the misspecified “m1” and increasing variances in the order of “m1” to “ms.” Increasing the sample size from $N = 47$ to $N = 470$ reduces the estimation variances yet has no effect on the biases due to misspecification. The most parsimonious “m2” shows the smallest sampling variances among all three correct specifications.

Table 1 shows the coverage rates based on the robust covariance and its HC2 correction. The HC2 correction is unbiased for the true covariance under the treatment-based regression and the factor-based regression with the saturated model (Angrist & Pischke 2009; Lu 2016). For the correctly specified “m2,” “m3,” and “ms,” the classic robust covariances tend to under-estimate the variances and thus cause under-coverage when the N_z ’s are small. Changing to HC2 covariances or simply increasing the sample sizes helps alleviate the problem.

7. Discussion

A common strategy for analyzing factorial experiments is via factor-based regressions, with the coefficients interpreted as estimators of the causal effects and the robust standard errors used for quantifying uncertainty. This paper clarifies three important issues for this strategy. First, different

Table 1: Coverage rates for the main effects at the 95% confidence level

		robust covariance				HC2 correction			
		A1	B1	C1	D1	A1	B1	C1	D1
$N = 47$	m1	0.000	0.000	0.000	0.000	0.000	0.000	0.001	0.000
	m2	0.868	0.881	0.893	0.885	0.910	0.923	0.933	0.929
	m3	0.792	0.783	0.788	0.815	0.880	0.869	0.889	0.878
	ms	0.754	0.704	0.710	0.763	0.837	0.803	0.821	0.844
$N = 470$	m1	0.000	0.000	0.000	0.000	0.000	0.000	0.000	0.000
	m2	0.946	0.942	0.952	0.945	0.949	0.945	0.959	0.949
	m3	0.947	0.947	0.947	0.945	0.950	0.956	0.951	0.952
	ms	0.939	0.939	0.954	0.939	0.944	0.948	0.957	0.942

location-shift transformations of the factors target causal effects with different weights. Second, with more than two factors, the saturated regressions can only estimate a subset of the causal effects under product weighting schemes, whereas the additional assumption of no three-way interactions removes the constraint. Third, the choice between saturated and unsaturated models is a problem of bias-variance trade-off under the design-based framework. Importantly, we showed that the robust covariance serves as a conservative estimator of the true sampling covariance by design-based criteria, and thereby justified its use for the Wald-type inference under factorial experiments. All the results hold without assuming correctly specified linear models.

We focused on complete randomization due to its own wide applications. Clarifying these important issues in this basic experiment affords a proof of concept for other more complex experiments. The definitions of the general factorial effects remain unchanged in other experiments, and the correspondence between the least-squares outputs and moment estimators is purely numeric and thus hold under any randomization mechanism. The appropriateness of the Wald-type inference, on the other hand, is assignment-specific, and entails modifications under different randomization mechanisms. We conjecture that the theory extends to experiments with non-constant treatment probabilities (Mukerjee et al. 2018) if we weight the least-squares procedure by the inverse of the treatment probabilities. We leave this to future work.

References

- ANGRIST, J. D. & PISCHKE, J.-S. (2009). *Mostly Harmless Econometrics*. Princeton: Princeton University Press.
- BERTRAND, M. & MULLAINATHAN, S. (2004). Are Emily and Greg more employable than Lakisha and Jamal? A field experiment on labor market discrimination. *American Economic Review* **94**, 991–1013.

- BOX, G. E. P., HUNTER, J. S. & HUNTER, G. W. (2005). *Statistics for Experimenters. Design, Innovation, and Discovery*. New York: Wiley, 2nd ed.
- BRANSON, Z., DASGUPTA, T. & RUBIN, D. B. (2016). Improving covariate balance in 2^K factorial designs via rerandomization with an application to a New York City Department of Education high school study. *Annals of Applied Statistics* **10**, 1958–1976.
- CHIPMAN, H., HAMADA, M. & WU, C. F. J. (1997). A Bayesian variable-selection approach for analyzing designed experiments with complex aliasing. *Technometrics* **39**, 372–381.
- COX, D. R. (2007). On a generalization of a result of W. G. Cochran. *Biometrika* **94**, 755–759.
- CUESTA, D. L. B., EGAMI, N. & IMAI, K. (2020). Improving the external validity of conjoint analysis: The essential role of profile distribution. *Political Analysis* (forthcoming).
- DASGUPTA, T., PILLAI, N. & RUBIN, D. B. (2015). Causal inference from 2^K factorial designs by using potential outcomes. *Journal of the Royal Statistical Society, Series B (Statistical Methodology)* **77**, 727–753.
- DING, P. (2020). The Frisch–Waugh–Lovell theorem for standard errors. *Statistics and Probability Letters* **168**, 108945.
- DUFLO, E., GLENNERSTER, R. & KREMER, M. (2007). Using randomization in development economics research: A toolkit. In *Handbook of Development Economics*, T. P. Schultz & J. A. Strauss, eds., vol. 4, chap. 61. Elsevier, pp. 3895–3962.
- EGAMI, N. & IMAI, K. (2019). Causal interaction in factorial experiments: Application to conjoint analysis. *Journal of the American Statistical Association* **114**, 526–540.
- ERIKSSON, S. & ROTH, D.-O. (2014). Do employers use unemployment as a sorting criterion when hiring? evidence from a field experiment. *American Economic Review* **104**, 1014–39.
- ESPINOSA, V., DASGUPTA, T. & RUBIN, D. B. (2016). A Bayesian perspective on the analysis of unreplicated factorial experiments using potential outcomes. *Technometrics* **58**, 62–73.
- FREEDMAN, D. A. (2008). On regression adjustments to experimental data. *Advances in Applied Mathematics* **40**, 180–193.
- GREENE, W. H. (2018). *Econometric Analysis*. Upper Saddle River, NJ: Pearson/Prentice Hall, 8th ed.
- HAINMUELLER, J., HOPKINS, D. J. & YAMAMOTO, T. (2014). Causal inference in conjoint analysis: Understanding multidimensional choices via stated preference experiments. *Political Analysis* **22**, 1–30.
- KAHAN, B. C. (2013). Bias in randomised factorial trials. *Statistics in Medicine* **32**, 4540–4549.

- KARLAN, D. & LIST, J. A. (2007). Does price matter in charitable giving? evidence from a large-scale natural field experiment. *American Economic Review* **97**, 1774–1793.
- LI, X. & DING, P. (2017). General forms of finite population central limit theorems with applications to causal inference. *Journal of the American Statistical Association* **112**, 1759–1169.
- LU, J. (2016). On randomization-based and regression-based inferences for 2^K factorial designs. *Statistics and Probability Letters* **112**, 72–78.
- MUKERJEE, R., DASGUPTA, T. & RUBIN, D. B. (2018). Using standard tools from finite population sampling to improve causal inference for complex experiments. *Journal of the American Statistical Association* **113**, 868–881.
- MURALIDHARAN, K., ROMERO, M. & WÜTHRICH, K. (2020). Factorial designs, model selection, and (incorrect) inference in randomized experiments. CESifo Working Paper Series 8137, CESifo.
- OLKEN, B. A. (2007). Monitoring corruption: evidence from a field experiment in Indonesia. *Journal of Political Economy* **115**, 200–249.
- PEDULLA, D. (2020). A field experiment of race, gender, and parental status discrimination in the united states. Tech. rep., Harvard Dataverse, <https://doi.org/10.7910/DVN/4TTCEY>.
- SINCLAIR, B., MCCONNELL, M. & GREEN, D. P. (2012). Detecting spillover effects: Design and analysis of multilevel experiments. *American Journal of Political Science* **56**, 1055–1069.
- WU, C. F. J. & HAMADA, M. (2009). *Experiments: Planning, Analysis, and Optimization*. New York: John Wiley & Sons.
- WU, J. & DING, P. (2020). Randomization tests for weak null hypotheses in randomized experiments. *Journal of the American Statistical Association* (in press).

Supplementary Material

Section S1 gives the proofs of the results under the general $Q_1 \times \cdots \times Q_K$ experiment.

Section S2 gives the additional results and proofs for the 2^2 , 2^3 , 2^K and $Q_A \times Q_B$ experiments.

Section S3 gives additional simulation and an empirical example.

For positive integer m , let I_m be the $m \times m$ identity matrix, let 0_m be the $m \times 1$ vector of zeros, and let J_m and $0_{m \times m}$ be the $m \times m$ matrices of ones and zeros, respectively. We suppress the dimensions in the subscripts when no confusion would arise. Let 1_N be the $N \times 1$ vector of ones, and let $P_N = I_N - N^{-1}J_N$ be the $N \times N$ projection matrix orthogonal to 1_N . With a slight abuse of notation, we will also use 0_k and 1_k to denote the levels 0 and 1 of factor k in the $Q_1 \times \cdots \times Q_K$ experiment when no confusion would arise; the precise meaning will be made clear in the context. For arbitrary set of real numbers $\{u_s : s \in \mathcal{S}\}$, let $\text{diag}(u_s) = \text{diag}(u_s)_{s \in \mathcal{S}}$ be the $|\mathcal{S}| \times |\mathcal{S}|$ diagonal matrix with u_s on the diagonal. In particular, $\text{diag}(u_z) = \text{diag}(u_z)_{z \in \mathcal{T}}$ denotes the $Q \times Q$ diagonal matrix with $\{u_z : z \in \mathcal{T}\}$ on the diagonal; $\text{diag}(u_i) = \text{diag}(u_i)_{i=1}^N$ denotes the $N \times N$ diagonal matrix with $(u_i)_{i=1}^N$ on the diagonal. For arbitrary matrix M , let $M_{[-1, \cdot]}$ denote the submatrix of M without the first row.

Assume the probability measure induced by the assignment mechanism throughout. Let \rightsquigarrow denote convergence in distribution, and let $o_P(1)$ denote a quantity converging to zero in probability.

S1. Proofs of the results under the general $Q_1 \times \cdots \times Q_K$ experiment

S1.1. Lemmas from the theory of least squares

For $X = (X_1, X_2)$ where X_k is an $N \times L_k$ matrix, the inverse of the Gram matrix satisfies

$$(X^T X)^{-1} = \left(\begin{array}{c|c} (X_1^T X_1)^{-1} + \Phi(R^T R)^{-1} \Phi^T & -\Phi(R^T R)^{-1} \\ \hline -(R^T R)^{-1} \Phi^T & (R^T R)^{-1} \end{array} \right), \quad (\text{S1})$$

where $\Phi = (X_1^T X_1)^{-1} X_1^T X_2$ and $R = X_2 - X_1 \Phi$.

The following lemma states the invariance of least squares to non-degenerate linear transformations of the design matrix. The proof follows from simple algebra and is thus omitted.

Lemma S1. Consider an $N \times 1$ vector Y and two $N \times Q$ matrices, X_1 and X_2 , that satisfy $X_2 = X_1 \Gamma$ for some invertible $Q \times Q$ matrix Γ . The regressions

$$Y = X_1 \hat{\beta}_1 + \hat{\epsilon}_1, \quad Y = X_2 \hat{\beta}_2 + \hat{\epsilon}_2$$

yield robust covariances $\hat{\Psi}_1$ and $\hat{\Psi}_2$. They satisfy

$$\hat{\beta}_1 = \Gamma \hat{\beta}_2, \quad \hat{\epsilon}_1 = \hat{\epsilon}_2, \quad \hat{\Psi}_1 = \Gamma \hat{\Psi}_2 \Gamma^T.$$

The following lemma reviews the sample version of Cochran's formula (Cox 2007) and includes a new result on the robust covariances from the long and short regressions, respectively.

Lemma S2. With an $N \times 1$ vector Y , an $N \times L_1$ matrix X_1 , and an $N \times L_2$ matrix X_2 , fit the following regressions by least squares:

$$Y = X_1\hat{\beta}_1 + X_2\hat{\beta}_2 + \hat{\epsilon}, \quad (\text{S2})$$

$$Y = X_1\tilde{\beta}_1 + \tilde{\epsilon}, \quad (\text{S3})$$

$$X_2 = X_1\Phi + R,$$

where $\hat{\epsilon}, \tilde{\epsilon}$ and R are the residuals. The coefficients satisfy

$$\tilde{\beta}_1 = \hat{\beta}_1 + \Phi\hat{\beta}_2. \quad (\text{S4})$$

Further let \hat{V} and \tilde{V}_1 be the robust covariances of $(\hat{\beta}_1^T, \hat{\beta}_2^T)^T$ and $\tilde{\beta}_1$ from (S2) and (S3), respectively, and let $\hat{V}_1 = (I, \Phi)\hat{V}(I, \Phi)^T$ be the covariance estimator of $\tilde{\beta}_1$ based on (S4). They equal

$$\begin{aligned} \hat{V}_1 &= (X_1^T X_1)^{-1} X_1^T \text{diag}(\hat{\epsilon}_i^2) X_1 (X_1^T X_1)^{-1}, \\ \tilde{V}_1 &= (X_1^T X_1)^{-1} X_1^T \text{diag}(\tilde{\epsilon}_i^2) X_1 (X_1^T X_1)^{-1}. \end{aligned}$$

Proof of Lemma S2. The result on $\tilde{\beta}_1 = \hat{\beta}_1 + \Phi\hat{\beta}_2$ follows from the classic form of Cochran's formula. The result on \tilde{V}_1 follows by definition. Let $X = (X_1, X_2)$ be the design matrix of regression (S2). The result on \hat{V}_1 follows from $\hat{V}_1 = (I, \Phi)(X^T X)^{-1} X^T \text{diag}(\hat{\epsilon}_i^2) X (X^T X)^{-1} (I, \Phi)^T$ and (S1); we omit the algebraic details. \square

S1.2. Definitions of the general factorial effects

Define

$$\text{sgn}(v) = (-1)^{\|v\|_0},$$

where $\|v\|_0$ is the number of nonzero coordinates in v .

Recall that $z_k \in \mathcal{F}_k = \{0, \dots, Q_k - 1\}$ indexes the level of factor $k \in [K]$ in a $Q_1 \times \dots \times Q_K$ factorial experiment and that $z_{\mathcal{K}} = (z_k)_{k \in \mathcal{K}} \in \mathcal{F}_{\mathcal{K}}$ and $z_{\bar{\mathcal{K}}} = (z_k)_{k \notin \mathcal{K}} \in \mathcal{F}_{\bar{\mathcal{K}}}$ represent the combinations of factors in and outside $\mathcal{K} \subseteq [K]$, respectively, with $\mathcal{F}_{\mathcal{K}} = \prod_{k \in \mathcal{K}} \mathcal{F}_k$ and $\mathcal{F}_{\bar{\mathcal{K}}} = \prod_{k \notin \mathcal{K}} \mathcal{F}_k$. The notation implies that $\mathcal{F}_{[K]} = \mathcal{T}$ with $\mathcal{K} = [K]$. Recall that $z_k^* \in \mathcal{F}_k^* = \mathcal{F}_k \setminus \{0\}$ indexes the non-baseline subset of \mathcal{F}_k , and that $z_{\mathcal{K}}^* = (z_k^*)_{k \in \mathcal{K}} \in \mathcal{F}_{\mathcal{K}}^*$ indexes the combinations in $\mathcal{F}_{\mathcal{K}}$ with non-baseline levels in all dimensions, where $\mathcal{F}_{\mathcal{K}}^* = \prod_{k \in \mathcal{K}} \mathcal{F}_k^*$. We will also use $q = q_{[K]} = (q_k)_{k=1}^K$ to index a possible treatment combination in \mathcal{T} occasionally when a different letter than z adds clarity. Accordingly, $q_{\mathcal{K}} = (q_k)_{k \in \mathcal{K}} \in \mathcal{F}_{\mathcal{K}}$ and $q_{\bar{\mathcal{K}}} = (q_k)_{k \notin \mathcal{K}} \in \mathcal{F}_{\bar{\mathcal{K}}}$ represent the subvectors of $q_{[K]}$ corresponding to the index sets \mathcal{K} and $\bar{\mathcal{K}}$, respectively. As a special case, let $q_{[m]} = (q_k)_{k=1}^m$ with $\mathcal{K} = [m]$. Assume throughout the section that 0_k indicates the baseline level of factor k .

Let

$$\mathcal{F}^0(z_{\mathcal{K}}^*) = \{q_{\mathcal{K}} : q_k = z_k^* \text{ or } 0_k \text{ for all } k \in \mathcal{K}\}$$

be the subset of $\mathcal{F}_{\mathcal{K}}$ containing combinations with either z_k^* or 0_k in the k th dimension. Let $\bar{Y}(z_{\mathcal{K}}, z_{\bar{\mathcal{K}}}) = \bar{Y}(z)$ be the average potential outcome under $z = (z_{\mathcal{K}}, z_{\bar{\mathcal{K}}}) \in \mathcal{T}$. Lemma S3 gives the explicit forms of the factorial effects in Definitions 4 and 5.

Lemma S3. The conditional factorial effects from Definition 4 satisfy

$$\tau(z_{\mathcal{K}}^* \mid z_{\bar{\mathcal{K}}}) = (-1)^{|\mathcal{K}|} \sum_{q_{\mathcal{K}} \in \mathcal{F}_{\mathcal{K}}} \mathcal{I}\{q_{\mathcal{K}} \in \mathcal{F}^0(z_{\mathcal{K}}^*)\} \cdot \text{sgn}(q_{\mathcal{K}}) \cdot \bar{Y}(q_{\mathcal{K}}, z_{\bar{\mathcal{K}}}) \quad (\text{S5})$$

for all $z_{\mathcal{K}}^* \in \mathcal{F}_{\mathcal{K}}^*$ and $z_{\bar{\mathcal{K}}} \in \mathcal{F}_{\bar{\mathcal{K}}}$. The general factorial effects from Definition 5 satisfy

$$\tau_{\pi}(z_{\mathcal{K}}^*) = \sum_{q \in \mathcal{T}} \lambda_q(z_{\mathcal{K}}^*) \cdot \bar{Y}(q) \quad \text{for all } z_{\mathcal{K}}^* \in \mathcal{F}^*,$$

where $\lambda_q(z_{\mathcal{K}}^*) = \pi(q_{\bar{\mathcal{K}}}) \cdot (-1)^{|\mathcal{K}|} \cdot \mathcal{I}\{q_{\mathcal{K}} \in \mathcal{F}^0(z_{\mathcal{K}}^*)\} \cdot \text{sgn}(q_{\mathcal{K}})$.

The contrast matrix G_{π} is thus a $(Q-1) \times Q$ matrix consisting of $\{\lambda_q(z_{\mathcal{K}}^*) : q \in \mathcal{T}, z_{\mathcal{K}}^* \in \mathcal{F}^*\}$. In particular, for the 2^3 experiment,

$$G_{\pi} = \begin{pmatrix} -\pi_{B0,C0} & -\pi_{B0,C1} & -\pi_{B1,C0} & -\pi_{B1,C1} & \pi_{B0,C0} & \pi_{B0,C1} & \pi_{B1,C0} & \pi_{B1,C1} \\ -\pi_{A0,C0} & -\pi_{A0,C1} & \pi_{A0,C0} & \pi_{A0,C1} & -\pi_{A1,C0} & -\pi_{A1,C1} & \pi_{A1,C0} & \pi_{A1,C1} \\ -\pi_{A0,B0} & \pi_{A0,B0} & -\pi_{A0,B1} & \pi_{A0,B1} & -\pi_{A1,B0} & -\pi_{A1,B0} & -\pi_{A1,B1} & \pi_{A1,B1} \\ \pi_{A0} & -\pi_{A0} & -\pi_{A0} & \pi_{A0} & \pi_{A1} & -\pi_{A1} & -\pi_{A1} & \pi_{A1} \\ \pi_{B0} & -\pi_{B0} & \pi_{B1} & -\pi_{B1} & -\pi_{B0} & \pi_{B0} & -\pi_{B1} & \pi_{B1} \\ \pi_{C0} & \pi_{C1} & -\pi_{C0} & -\pi_{C1} & -\pi_{C0} & -\pi_{C1} & \pi_{C0} & \pi_{C1} \\ -1 & 1 & 1 & -1 & 1 & -1 & -1 & 1 \end{pmatrix}.$$

Proof of Lemma S3. We first verify the result for the conditional effects $\tau(z_{\mathcal{K}}^* \mid z_{\bar{\mathcal{K}}})$ by giving the explicit forms of $\tau(z_{[m]}^* \mid z_{(m+1):K})$ with $\mathcal{K} = [m]$, where $m = 1, \dots, K$, by induction. That for general $\tau(z_{\mathcal{K}}^* \mid z_{\bar{\mathcal{K}}})$ then follows by symmetry.

Direct comparison shows the equality holds for $m = 1, 2$. Assume the $(k-1)$ th-order conditional effects between factors 1 to $(k-1)$ are well defined as

$$\tau(z_{[m-1]}^* \mid z_{m:K}) = (-1)^{m-1} \sum_{q_{[m-1]} \in \mathcal{F}_{[m-1]}} \mathcal{I}\{q_{[m-1]} \in \mathcal{F}^0(z_{[m-1]}^*)\} \cdot \text{sgn}(q_{[m-1]}) \cdot \bar{Y}(q_{[m-1]}, z_{m:K})$$

for all $z_{[m-1]}^* \in \mathcal{F}_{[m-1]}^*$ and $z_{m:K} \in \mathcal{F}_{m:K}$. Then for $z_{[m]}^* = (z_{[m-1]}^*, z_m^*) \in \mathcal{F}_{[m]}^*$ and $z_{(m+1):K} \in \mathcal{F}_{(m+1):K}$, we have

$$\begin{aligned} & \tau(z_{[m]}^* \mid z_{(m+1):K}) \\ = & \tau(z_{[m-1]}^* \mid z_m^*, z_{(m+1):K}) - \tau(z_{[m-1]}^* \mid 0_m, z_{(m+1):K}) \end{aligned}$$

$$\begin{aligned}
&= (-1)^{m-1} \sum_{q_{[m-1]} \in \mathcal{F}_{[m-1]}} \mathcal{I}\{q_{[m-1]} \in \mathcal{F}^0(z_{[m-1]}^*)\} \cdot \text{sgn}(q_{[m-1]}) \cdot \bar{Y}(q_{[m-1]}, z_m^*, z_{(m+1):K}) \\
&- (-1)^{m-1} \sum_{q_{[m-1]} \in \mathcal{F}_{[m-1]}} \mathcal{I}\{q_{[m-1]} \in \mathcal{F}^0(z_{[m-1]}^*)\} \cdot \text{sgn}(q_{[m-1]}) \cdot \bar{Y}(q_{[m-1]}, 0_m, z_{(m+1):K}) \\
&= (-1)^m \sum_{q_{[m]} \in \mathcal{F}_{[m]}} \mathcal{I}\{q_{[m]} \in \mathcal{F}^0(z_{[m]}^*)\} \cdot \text{sgn}(q_{[m]}) \cdot \bar{Y}(q_{[m]}, z_{(m+1):K});
\end{aligned}$$

the last equality follows from $\|q_{[m]}\|_0 = \|q_{[m-1]}\|_0 + 1$ for $q_{[m]} = (q_{[m-1]}, z_m^*)$ and $\|q_{[m]}\|_0 = \|q_{[m-1]}\|_0$ for $q_{[m]} = (q_{[m-1]}, 0_m)$. This verifies the result for $\tau(z_{[m]}^* \mid z_{(m+1):K})$ for all $m = 1, \dots, K$ by induction such that (S5) follows by symmetry.

We then verify the result for the marginal effects $\tau_\pi(z_\mathcal{K}^*)$. Expression (S5) ensures

$$\tau(z_\mathcal{K}^* \mid q_{\bar{\mathcal{K}}}) = \sum_{q_\mathcal{K} \in \mathcal{F}_\mathcal{K}} \lambda_q(z_\mathcal{K}^*) / \pi(q_{\bar{\mathcal{K}}}) \cdot \bar{Y}(q),$$

where $q = (q_\mathcal{K}, q_{\bar{\mathcal{K}}}) \in \mathcal{T}$. Plug this in the definition of $\tau_\pi(z_\mathcal{K}^*)$ to see

$$\tau_\pi(z_\mathcal{K}^*) = \sum_{q_{\bar{\mathcal{K}}} \in \mathcal{F}_{\bar{\mathcal{K}}}} \pi(q_{\bar{\mathcal{K}}}) \cdot \tau(z_\mathcal{K}^* \mid q_{\bar{\mathcal{K}}}) = \sum_{q_{\bar{\mathcal{K}}} \in \mathcal{F}_{\bar{\mathcal{K}}}} \sum_{q_\mathcal{K} \in \mathcal{F}_\mathcal{K}} \lambda_q(z_\mathcal{K}^*) \cdot \bar{Y}(q) = \sum_{q \in \mathcal{T}} \lambda_q(z_\mathcal{K}^*) \cdot \bar{Y}(q).$$

□

We next verify Theorem 2 with Proposition 4 being a special case. As a key building block, Definition S1 formalizes the notion of coherence under the general $Q_1 \times \dots \times Q_K$ experiment.

Definition S1. Represent by

$$\text{pr}(Z = z) = \text{pr}(Z_1 = z_1, \dots, Z_K = z_K) = \pi(z) \text{ for all } z = (z_1, \dots, z_K) \in \mathcal{T}$$

the distribution over \mathcal{T} induced by the weighting vector $\pi_{[K]} = \{\pi(z) : z \in \mathcal{T}\}$ with $\mathcal{K} = [K]$. A weighting scheme π is coherent if for all $\emptyset \neq \mathcal{K} \subseteq [K]$, the weighting vector corresponds to $\mathcal{F}_\mathcal{K}$, namely $\pi_\mathcal{K} = \{\pi(z_\mathcal{K}) : z_\mathcal{K} \in \mathcal{F}_\mathcal{K}\}$, equals the marginal distribution of $Z_\mathcal{K} = (Z_k)_{k \in \mathcal{K}}$ under $\pi_{[K]}$:

$$\pi(z_\mathcal{K}) = \text{pr}(Z_\mathcal{K} = z_\mathcal{K}) = \sum_{z_{\bar{\mathcal{K}}} \in \mathcal{F}_{\bar{\mathcal{K}}}} \pi(z_\mathcal{K}, z_{\bar{\mathcal{K}}}).$$

Proof of Theorem 2. Let $0_\mathcal{K} = (0_k)_{k \in \mathcal{K}}$ be the value of $z_\mathcal{K}$ when $z_k = 0_k$ for all $k \in \mathcal{K}$. With $\tau(z_\mathcal{K}^* \mid z_{\bar{\mathcal{K}}}) = 0$ for all $|\mathcal{K}| \geq 3$, we have $\tau_\pi(z_\mathcal{K}^*) = 0$ for all $|\mathcal{K}| \geq 3$. It thus suffices to verify the result for the first- and second-order effects:

$$\tau_\pi(z_k^*) = \tau_{\pi_\times}(z_k^*), \quad \tau_\pi(z_k^*, z_{k'}^*) = \tau_{\pi_\times}(z_k^*, z_{k'}^*), \quad (1 \leq k \neq k' \leq K).$$

We will verify the results for $\tau_\pi(z_1^*)$ and $\tau_\pi(z_1^*, z_2^*)$ for notational simplicity. Those for general $\tau_\pi(z_k^*)$ and $\tau_\pi(z_k^*, z_{k'}^*)$ follow by symmetry.

Definition 4 defines $\tau(z_{\mathcal{K}}^* | z_{\bar{\mathcal{K}}})$ for only $z_{\mathcal{K}}^* \in \mathcal{F}_{\mathcal{K}}^*$ with non-baseline levels in all dimensions. To simplify the presentation, expand the notation to $\tau(z_{\mathcal{K}} | z_{\bar{\mathcal{K}}})$ for all $z_{\mathcal{K}} \in \mathcal{F}_{\mathcal{K}}$ with $\tau(z_{\mathcal{K}} | z_{\bar{\mathcal{K}}}) = 0$ if any of $z_{\mathcal{K}}$'s elements equals zero.

First, the no three-way interactions condition ensures

$$\tau(z_1^*, z_2^* | 0_{3:(m-1)}, z_{m:K}) - \tau(z_1^*, z_2^* | 0_{3:m}, z_{(m+1):K}) = \tau(z_1^*, z_2^*, z_m | 0_{3:(m-1)}, z_{(m+1):K}) = 0$$

for all $m = 4, \dots, K$ irrespective of whether $z_m = 0$ or not. Let $\tau(z_1^*, z_2^* | 0_{3:2}, z_{3:K}) = \tau(z_1^*, z_2^* | z_{3:K})$ and $\tau(z_1^*, z_2^* | 0_{3:K}, z_{(K+1):K}) = \tau(z_1^*, z_2^* | 0_{3:K})$ to see

$$\begin{aligned} \tau(z_1^*, z_2^* | z_{3:K}) &= \tau(z_1^*, z_2^* | z_{3:K}) - \tau(z_1^*, z_2^* | 0_3, z_{4:K}) \\ &\quad + \tau(z_1^*, z_2^* | 0_3, z_{4:K}) - \tau(z_1^*, z_2^* | 0_{3:4}, z_{5:K}) + \tau(z_1^*, z_2^* | 0_{3:4}, z_{5:K}) - \dots \\ &= \sum_{m=3}^K \{ \tau(z_1^*, z_2^* | 0_{3:(m-1)}, z_{m:K}) - \tau(z_1^*, z_2^* | 0_{3:m}, z_{(m+1):K}) \} + \tau(z_1^*, z_2^* | 0_{3:K}) \\ &= \tau(z_1^*, z_2^* | 0_{3:K}) \end{aligned} \tag{S6}$$

are identical over all $z_{3:K}$. This ensures $\tau_{\pi}(z_1^*, z_2^*) = \sum_{z_{3:K}} \pi(z_{3:K}) \cdot \tau(z_1^*, z_2^* | z_{3:K}) = \tau(z_1^*, z_2^* | 0_{3:K})$ is independent of π , thereby ensuring $\tau_{\pi}(z_1^*, z_2^*) = \tau_{\pi \times}(z_1^*, z_2^*)$ for arbitrary π .

Second, let $z_{\overline{1m}} = z_{\overline{\{1,m\}}} = (z_k)_{k \notin \{1,m\}}$ and $0_{\overline{1m}} = 0_{\overline{\{1,m\}}} = (0_k)_{k \notin \{1,m\}}$ be the subvectors of z and $0_{[K]}$ without the first and the m th elements, respectively; we abbreviate $\overline{\{1,m\}}$ as $\overline{1m}$ in the subscripts when no confusion would arise. Equality (S6) ensures

$$\tau(z_1, z_m | z_{\overline{1m}}) = \tau(z_1, z_m | 0_{\overline{1m}}) \text{ for all } z_1 \in \mathcal{F}_1, z_m \in \mathcal{F}_m, \text{ and } z_{\overline{1m}} \in \mathcal{F}_{\overline{1m}}.$$

We have

$$\tau(z_1^* | 0_{2:(m-1)}, z_{m:K}) - \tau(z_1^* | 0_{2:m}, z_{(m+1):K}) = \tau(z_1^*, z_m | 0_{2:(m-1)}, z_{(m+1):K}) = \tau(z_1^*, z_m | 0_{\overline{1m}})$$

irrespective of whether $z_m = 0$ or not. Let $\tau(z_1^* | 0_{2:1}, z_{2:K}) = \tau(z_1^* | z_{2:K})$ and $\tau(z_1^* | 0_{2:K}, z_{(K+1):K}) = \tau(z_1^* | 0_{2:K})$ to write

$$\begin{aligned} \tau(z_1 | z_{2:K}) &= \sum_{m=2}^K \{ \tau(z_1^* | 0_{2:(m-1)}, z_{m:K}) - \tau(z_1^* | 0_{2:m}, z_{(m+1):K}) \} + \tau(z_1^* | 0_{2:K}) \\ &= \sum_{m=2}^K \tau(z_1^*, z_m | 0_{\overline{1m}}) + \tau(z_1^* | 0_{2:K}). \end{aligned}$$

This ensures

$$\tau_{\pi}(z_1^*) = \sum_{z_{2:K}} \pi(z_{2:K}) \cdot \tau(z_1^* | z_{2:K})$$

$$\begin{aligned}
&= \sum_{z_{2:K}} \pi(z_{2:K}) \left\{ \sum_{m=2}^K \tau(z_1^*, z_m \mid 0_{\overline{1m}}) \right\} + \sum_{z_{2:K}} \pi(z_{2:K}) \cdot \tau(z_1^* \mid 0_{2:K}) \\
&= \sum_{m=2}^K \sum_{z_{2:K}} \pi(z_{2:K}) \cdot \tau(z_1^*, z_m \mid 0_{\overline{1m}}) + \tau(z_1^* \mid 0_{2:K}) \\
&= \sum_{m=2}^K \sum_{z_m \in \mathcal{F}_m} \pi(z_m) \cdot \tau(z_1^*, z_m \mid 0_{\overline{1m}}) + \tau(z_1^* \mid 0_{2:K}), \tag{S7}
\end{aligned}$$

where the last equality follows from

$$\sum_{z_{2:K}} \pi(z_{2:K}) \cdot \tau(z_1^*, z_m \mid 0_{\overline{1m}}) = \sum_{z_m} \sum_{\overline{z_{1m}}} \pi(z_{2:K}) \cdot \tau(z_1^*, z_m \mid 0_{\overline{1m}}) = \sum_{z_m} \pi(z_m) \cdot \tau(z_1^*, z_m \mid 0_{\overline{1m}})$$

by $\sum_{\overline{z_{1m}}} \pi(z_{2:K}) = \pi(z_m)$ under coherence. Expression (S7) suggests that $\tau_\pi(z_1^*)$ depends only on the marginal weights $\{\pi(z_m) : z_m \in \mathcal{F}_m; m = 2, \dots, K\}$ when π is coherent. This verifies $\tau_\pi(z_1^*) = \tau_{\pi_\times}(z_1^*)$ and thus the sufficiency of Condition 3 to ensure $\tau_\pi = \tau_{\pi_\times}$ for coherent π .

To see that Condition 3 is also necessary, consider the special case of the 2^3 experiment with $\tau_{ABC} \neq 0$. The conditional effects of factor A satisfy $\tau_{A|B0,C1} = \tau_{A|B0,C0} + \tau_{AC|B0}$, $\tau_{A|B1,C0} = \tau_{A|B0,C0} + \tau_{AB|C0}$, and $\tau_{A|B1,C1} = \tau_{A|B0,C0} + \tau_{AB|C0} + \tau_{AC|B0} + \tau_{ABC}$, respectively, such that

$$\tau_{\pi,A} = \tau_A(\pi_{BC}) = \sum_{bc} \pi_{Bb,Cc} \cdot \tau_{A|Bb,Cc} = \tau_{A|B0,C0} + \pi_{C1} \cdot \tau_{AC|B0} + \pi_{B1} \cdot \tau_{AB|C0} + \pi_{B1,C1} \cdot \tau_{ABC}$$

depends on $\pi_{B1,C1}$ that may not equal $\pi_{B1}\pi_{C1}$. This implies $\tau_{\pi,A} = \tau_{\pi_\times,A}$ does not always hold. \square

S1.3. Inference from the factor-based regression with the saturated model

We next verify Theorem 1 that justifies the inference of τ from the factor-based regression with the saturated model (8). The result implies Propositions 1 and 3 in the main text and Corollaries S2 and S3 in Section S2.

Assume fixed location-shift parameter δ throughout, with δ_\times as the product weighting scheme in Definition 6. Let $\tau_{\delta_\times} = G_{\delta_\times} \bar{Y}$ be the corresponding $(Q-1) \times 1$ vector of general factorial effects with contrast matrix G_{δ_\times} . Recall F as the design matrix of (8), and let f_i be the concatenation of 1 and $\{f_i(z_{\mathcal{K}}^*) : z_{\mathcal{K}}^* \in \mathcal{F}^*\}$ for unit i to write $F = (f_1, \dots, f_N)^T$. Let $T = (t_1, \dots, t_N)^T$ be the design matrix of the treatment-based regression

$$Y_i \sim \sum_{z \in \mathcal{T}} \mathcal{I}(Z_i = z), \tag{S8}$$

where t_i is the vector of $\{\mathcal{I}(Z_i = z) : z \in \mathcal{T}\}$ for unit i .

Proof of Theorem 1. Recall $\hat{\beta}$ as the vector of coefficients from (S8) which equals \hat{Y} . It thus suffices

to verify $\hat{\gamma} = G_{\delta \times} \hat{\beta}$, with a sufficient and necessary condition given by

$$t_i = \Gamma^T f_i, \quad \text{where } \Gamma = (g_0, G_{\delta \times}^T)^T \text{ is an invertible } Q \times Q \text{ matrix for some } Q \times 1 \text{ vector } g_0, \quad (\text{S9})$$

by Lemma S1. Let $\Gamma_{[-1,]}$ be the submatrix of Γ without the first row. We proceed to verify (S9) in two steps: We first express each element in t_i into a linear combination of the elements in f_i and thereby give the explicit expressions of the elements in Γ . That Γ is invertible follows from $T = F\Gamma$ and T is full-column rank given $N_z > 0$. We then verify $\Gamma_{[-1,]} = G_{\delta \times}$ by showing that $\tau_{\delta \times} = \Gamma_{[-1,]} \bar{Y}$. To avoid confusion, we use $q = (q_k)_{k=1}^K \in \mathcal{T}$ to index the elements in t_i as $\mathcal{I}(Z_i = q)$, and use $z_{\mathcal{K}}^* \in \mathcal{F}^*$ to index the non-intercept elements in f_i as $f_i(z_{\mathcal{K}}^*)$.

First, let $\delta_k(0) = 1 - \sum_{s \in \mathcal{F}_k^*} \delta_k(s)$ to extend the definition of $\delta_k(s)$ for $s \in \mathcal{F}_k^*$ to the baseline level $s = 0$. It follows from $\mathcal{I}(Z_{k,i} = s) = \mathcal{I}_{\delta}(Z_{k,i} = s) + \delta_k(s)$ for $s \in \mathcal{F}_k^*$ that

$$\mathcal{I}(Z_{k,i} = 0) = 1 - \sum_{s \in \mathcal{F}_k^*} \mathcal{I}(Z_{k,i} = s) = - \sum_{s \in \mathcal{F}_k^*} \mathcal{I}_{\delta}(Z_{k,i} = s) + \delta_k(0).$$

Direct algebra shows

$$\begin{aligned} \mathcal{I}(Z_i = q) &= \prod_{k=1}^K \mathcal{I}(Z_{k,i} = q_k) \\ &= \prod_{k: q_k \neq 0} \{\mathcal{I}_{\delta}(Z_{k,i} = q_k) + \delta_k(q_k)\} \cdot \prod_{k: q_k = 0} \left\{ - \sum_{s \in \mathcal{F}_k^*} \mathcal{I}_{\delta}(Z_{k,i} = s) + \delta_k(0) \right\} \end{aligned} \quad (\text{S10})$$

$$= \Gamma_q(1) + \sum_{z_{\mathcal{K}}^* \in \mathcal{F}^*} \Gamma_q(z_{\mathcal{K}}^*) \cdot f_i(z_{\mathcal{K}}^*) \quad (\text{S11})$$

with

$$\Gamma_q(1) = \prod_{k=1}^K \delta_k(q_k), \quad \Gamma_q(z_{\mathcal{K}}^*) = \prod_{k \notin \mathcal{K}} \delta_k(q_k) \cdot (-1)^{|\mathcal{K}|} \cdot \text{sgn}(q_{\mathcal{K}}) \cdot \prod_{k \in \mathcal{K}, q_k \neq 0} \mathcal{I}(q_k = z_k^*);$$

the explicit form of $\Gamma_q(z_{\mathcal{K}}^*)$ follows from

$$\begin{aligned} \prod_{k: q_k \neq 0} \{\mathcal{I}_{\delta}(Z_{k,i} = q_k) + \delta_k(q_k)\} &= \prod_{k \in \mathcal{K}, q_k \neq 0} \{\mathcal{I}_{\delta}(Z_{k,i} = q_k) + \delta_k(q_k)\} \\ &\quad \cdot \prod_{k \notin \mathcal{K}, q_k \neq 0} \{\mathcal{I}_{\delta}(Z_{k,i} = q_k) + \delta_k(q_k)\}, \\ \prod_{k: q_k = 0} \left\{ - \sum_{s \in \mathcal{F}_k^*} \mathcal{I}_{\delta}(Z_{k,i} = s) + \delta_k(0) \right\} &= \prod_{k \in \mathcal{K}, q_k = 0} \left\{ - \sum_{s \in \mathcal{F}_k^*} \mathcal{I}_{\delta}(Z_{k,i} = s) + \delta_k(0) \right\} \\ &\quad \cdot \prod_{k \notin \mathcal{K}, q_k = 0} \left\{ - \sum_{s \in \mathcal{F}_k^*} \mathcal{I}_{\delta}(Z_{k,i} = s) + \delta_k(0) \right\} \end{aligned}$$

in (S10) and a direct comparison of the terms in their product that could contribute to $f_i(z_{\mathcal{K}}^*)$.

Equation (S11) ensures $t_i = \Gamma^T f_i$ with Γ^T being a $Q \times Q$ matrix consisting of $\{\Gamma_q(1), \Gamma_q(z_{\mathcal{K}}^*) : q \in \mathcal{T}, z_{\mathcal{K}}^* \in \mathcal{F}^*\}$. In particular, each of the second to Q th columns of Γ^T corresponds to one $z_{\mathcal{K}}^* \in \mathcal{F}^*$ as the concatenation of $\{\Gamma_q(z_{\mathcal{K}}^*) : z \in \mathcal{T}\}$ in the same order of q 's as in t_i . This completes the first step.

The second step then follows from

$$\tau_{\delta_{\times}}(z_{\mathcal{K}}^*) = \sum_{q \in \mathcal{T}} \Gamma_q(z_{\mathcal{K}}^*) \cdot \bar{Y}(q) \quad \text{for all } z_{\mathcal{K}}^* \in \mathcal{F}^* \quad (\text{S12})$$

by Lemma S3 with $\delta_{\times}(z_{\mathcal{K}}) = \prod_{k \notin \mathcal{K}} \delta_k(z_k)$ and $\mathcal{I}\{q_{\mathcal{K}} \in \mathcal{F}^0(z_{\mathcal{K}}^*)\} = \prod_{k \in \mathcal{K}, q_k \neq 0} \mathcal{I}(q_k = z_k^*)$. This verifies $\hat{\gamma} = G_{\delta_{\times}} \hat{Y}$ with

$$t_i = \Gamma^T f_i, \quad T = F\Gamma, \quad \hat{\theta} = \Gamma \hat{Y} \quad \text{for } \Gamma = (g_0, G_{\delta_{\times}}^T)^T \text{ that is invertible,} \quad (\text{S13})$$

where $\hat{\theta} = (\hat{\mu}, \hat{\gamma}^T)^T$ is the $Q \times 1$ vector of the coefficients from (8) including the intercept $\hat{\mu}$.

The result on the robust covariance then follows from the invariance under a non-degenerate linear transformation. \square

S1.4. Inference from the factor-based regression with unsaturated models

We next verify the results under the unsaturated specification (9). Assume fixed δ throughout with δ_{\times} as the corresponding product weighting scheme by Definition 6. Recall $\tau_{\delta_{\times}} = G_{\delta_{\times}} \bar{Y}$ as the vector of general factorial effects under δ_{\times} , and \mathcal{F}_+ as the index set of the factorial effects of interest. Let

$$\tau_{\delta_{\times,+}} = \{\tau_{\delta_{\times}}(z_{\mathcal{K}}^*) : z_{\mathcal{K}}^* \in \mathcal{F}_+\} = G_{\delta_{\times,+}} \bar{Y}, \quad \tau_{\delta_{\times,-}} = \{\tau_{\delta_{\times}}(z_{\mathcal{K}}^*) : z_{\mathcal{K}}^* \notin \mathcal{F}_+\} = G_{\delta_{\times,-}} \bar{Y}$$

be the target and nuisance effects in $\tau_{\delta_{\times}}$, respectively, with $G_{\delta_{\times,+}}$, and $G_{\delta_{\times,-}}$ as the contrast matrices.

Recall $F_+ = (f_{+,1}, \dots, f_{+,N})^T$ as the $N \times (1 + |\mathcal{F}_+|)$ design matrix of (9), where $f_{+,i}$ is the concatenation of 1 and $\{f_i(z_{\mathcal{K}}^*) : z_{\mathcal{K}} \in \mathcal{F}_+\}$ for unit i . Recall $F_- = F \setminus F_+ = (f_{-,1}, \dots, f_{-,N})^T$ as the submatrix of F excluded from (9), where $f_{-,i} = \{f_i(z_{\mathcal{K}}^*) : z_{\mathcal{K}}^* \notin \mathcal{F}_+\}$ is the vectorization of the regressors corresponding to the nuisance effects for unit i . The vectors f_i , $f_{+,i}$, and $f_{-,i}$ depend only on the value of Z_i . Let $f(z)$, $f_+(z)$, and $f_-(z)$ be their respective potential values if unit i is assigned to treatment $z \in \mathcal{T}$.

Recall $\hat{\theta} = (\hat{\mu}, \hat{\gamma}^T)^T$ as the coefficients from (8) including the intercept. Let $\tilde{\theta}_+ = (\tilde{\mu}, \tilde{\gamma}_+^T)^T$ be the $(1 + |\mathcal{F}_+|) \times 1$ vector of the coefficients from (9), including the intercept. Let $\hat{\theta}_+ = (\hat{\mu}, \hat{\gamma}_+^T)^T$ be its counterpart from (8) as a subvector of $\hat{\theta}$. As a convention, we use hat “ $\hat{\cdot}$ ” and tilde “ $\tilde{\cdot}$ ” to signify estimators from the saturated and unsaturated regressions, respectively.

Assume throughout the subsection that

$$G_{\delta_{\times}} = \begin{pmatrix} G_{\delta_{\times,+}} \\ G_{\delta_{\times,-}} \end{pmatrix}, \quad \tau_{\delta_{\times}} = \begin{pmatrix} \tau_{\delta_{\times,+}} \\ \tau_{\delta_{\times,-}} \end{pmatrix}, \quad f_i = \begin{pmatrix} f_{+,i} \\ f_{-,i} \end{pmatrix}, \quad F = (F_+, F_-), \quad \hat{\gamma} = \begin{pmatrix} \hat{\gamma}_+ \\ \hat{\gamma}_- \end{pmatrix}, \quad \hat{\theta} = \begin{pmatrix} \hat{\mu} \\ \hat{\gamma}_+ \\ \hat{\gamma}_- \end{pmatrix}.$$

Recall $\Phi = (F_+^T F_+)^{-1} F_+^T F_-$ and $R = F_- - F_+ \Phi$ as the coefficient and residual matrices from the column-wise regression of F_- on F_+ , respectively. We have

$$\Omega = (F^T F)^{-1} = \begin{pmatrix} S_{11} & S_{12} \\ S_{21} & S_{22} \end{pmatrix} \quad (\text{S14})$$

by (S1) with $S_{22} = (R^T R)^{-1}$, $S_{11} = (F_+^T F_+)^{-1} + \Phi S_{22} \Phi^T$, and $S_{21} = S_{12}^T = -S_{22} \Phi^T$.

Assume $\Gamma = (g_0, G_{\delta \times}^T)^T$ as defined in (S13) throughout with $T = F\Gamma$ and $\hat{\theta} = \Gamma \hat{Y}$. Lemma S4 summarizes the algebraic facts useful for proving the main results.

Lemma S4. Under the $Q_1 \times \dots \times Q_K$ experiment,

- (i) $\tilde{\theta}_+ = \hat{\theta}_+ + \Phi \hat{\gamma}_-$ with Φ being a deterministic function of $(e_z)_{z \in \mathcal{T}}$;
- (ii) $\Gamma \text{diag}(N_z^{-1}) \Gamma^T = \Omega$ with $(I, \Phi) \Omega (I, \Phi)^T = S_{11} - \Phi S_{22} \Phi^T$;
- (iii) $N^{-1} \sum_{i=1}^N h(f_i, f_{-,i}, f_{+,i}) = \sum_{z \in \mathcal{T}} e_z \cdot h(f(z), f_-(z), f_+(z))$ for arbitrary function $h(\cdot)$ independent of N .

Proof of Lemma S4. For statement i, the linear relationship follows from Lemma S2. Further, with $T^T T = \text{diag}(N_z)$ and $F = T\Gamma^{-1}$ from (S13), we have

$$N^{-1} \begin{pmatrix} F_+^T F_+ & F_+^T F_- \\ F_-^T F_+ & F_-^T F_- \end{pmatrix} = N^{-1} F^T F = N^{-1} (\Gamma^{-1})^T T^T T \Gamma^{-1} = (\Gamma^{-1})^T \text{diag}(e_z) \Gamma^{-1} \quad (\text{S15})$$

is deterministic in $(e_z)_{z \in \mathcal{T}}$, with Φ being a function of the two block matrices, $N^{-1}(F_+^T F_+)$ and $N^{-1}(F_+^T F_-)$, in the first row.

Statement ii follows from $\Gamma \text{diag}(N_z^{-1}) \Gamma^T = (F^T F)^{-1} = \Omega$ by (S14) and (S15), with

$$(I, \Phi) \Omega (I, \Phi)^T = (I, \Phi) \begin{pmatrix} S_{11} & S_{12} \\ S_{21} & S_{22} \end{pmatrix} \begin{pmatrix} I \\ \Phi^T \end{pmatrix} = S_{11} - \Phi S_{22} \Phi^T$$

by direct algebra.

Statement iii follows from

$$\sum_{i=1}^N h(f_i, f_{-,i}, f_{+,i}) = \sum_{z \in \mathcal{T}} \sum_{i: Z_i=z} h(f_i, f_{-,i}, f_{+,i}) = \sum_{z \in \mathcal{T}} \sum_{i: Z_i=z} h(f(z), f_-(z), f_+(z)).$$

□

Proof of Theorem 3. The linear relationship follows from Lemma S4i. We verify below the conditions for $D\hat{\gamma}_- = 0$.

First, from (S14), direct algebra ensures

$$(F^T F)^{-1} F^T = \begin{pmatrix} S_{11} & S_{12} \\ S_{21} & S_{22} \end{pmatrix} \begin{pmatrix} F_+^T \\ F_-^T \end{pmatrix} = \begin{pmatrix} * \\ (R^T R)^{-1} R^T \end{pmatrix} \quad (\text{S16})$$

such that $\hat{\gamma}_- = (R^T R)^{-1} R^T Y$.

Second, apply (S16) to $F_+ = (1_N, F'_+)$ to see

$$(F_+^T F_+)^{-1} F_+^T = \begin{pmatrix} * \\ (R_+^T R_+)^{-1} R_+^T \end{pmatrix}, \quad D = (R_+^T R_+)^{-1} R_+^T F_-,$$

where $R_+ = P_N F'_+$ is the $N \times |\mathcal{F}_+|$ residual matrix from the column-wise regression of F'_+ on 1_N . This ensures $D\hat{\gamma}_- = (R_+^T R_+)^{-1} R_+^T F_- (R^T R)^{-1} R^T Y$, and verifies the sufficiency and necessity of $R_+^T F_- (R^T R)^{-1} R^T Y = 0$. Condition (ii) then follows from the equivalence between $F_+^T P_N F_- = 0$ and $(F'_+)^T P_N F_-$ due to $1_N^T P_N F_- = 0$.

Condition (i) follows from the definition of Φ . \square

Sufficient condition (i) in Theorem 3 ensures $\tilde{\gamma}_+ = \hat{\gamma}_+$ if $F_+^T F_- = 0$. We give in Corollary S1 some sufficient conditions for this to hold which in turn implies Corollary 1 in the main text.

Corollary S1. Under the $Q_1 \times \cdots \times Q_K$ experiment, we have $\hat{\gamma}_+ = \tilde{\gamma}_+$ if (i) $N_z = N/Q$ for all $z \in \mathcal{T}$, (ii) $\delta_k(z_k^*) = Q_k^{-1}$ for all $z_k^* \in \mathcal{F}_k^*$ and $k = 1, \dots, K$, and (iii) the elements in \mathcal{F}_K^* are either all included in the unsaturated specification, namely $\mathcal{F}_K^* \subseteq \mathcal{F}_+$, or all excluded, namely $\mathcal{F}_K^* \subseteq \mathcal{F}^* \setminus \mathcal{F}_+$, for all \mathcal{K} .

Conditions (i) and (ii) stipulate the treatment sizes and the weighting scheme for defining the estimands, respectively; the qualified regression specifications are limited to those targeting the standard effects under balanced designs. Condition (iii) concerns the composition of \mathcal{F}_+ and holds for the two special cases in Corollary 1.

Proof of Corollary S1. Let $F(z_{\mathcal{K}}^*)$ be the $N \times 1$ vector of $\{f_i(z_{\mathcal{K}}^*) : i = 1, \dots, N\}$, as the column in F corresponding to $z_{\mathcal{K}}^*$. Sufficient condition (i) in Theorem 3 ensures it suffices to verify $\{F(z_{\mathcal{K}}^*)\}^T F(z_{\mathcal{K}'}^*) = 0$ for all $\mathcal{K}' \neq \mathcal{K}$. Let $f(z_{\mathcal{K}}^* | q_{\mathcal{K}})$ be the value of $f_i(z_{\mathcal{K}}^*)$ if $Z_{\mathcal{K},i} = (Z_{k,i})_{k \in \mathcal{K}} = q_{\mathcal{K}} \in \mathcal{F}_{\mathcal{K}}$. Let $Q_{\mathcal{K}} = |\mathcal{F}_{\mathcal{K}}| = \prod_{k \in \mathcal{K}} Q_k$ be the number of combinations in $\mathcal{F}_{\mathcal{K}}$.

For \mathcal{K} and \mathcal{K}' with no overlap, the balanced design ensures there are $N(Q_{\mathcal{K}} Q_{\mathcal{K}'})^{-1}$ units under each combination of $(q_{\mathcal{K}}, q_{\mathcal{K}'}) \in \mathcal{F}_{\mathcal{K}} \times \mathcal{F}_{\mathcal{K}'}$. We have

$$\begin{aligned} \{F(z_{\mathcal{K}}^*)\}^T F(z_{\mathcal{K}'}^*) &= \sum_{i=1}^N f_i(z_{\mathcal{K}}^*) f_i(z_{\mathcal{K}'}^*) = \frac{N}{Q_{\mathcal{K}} Q_{\mathcal{K}'}} \sum_{(q_{\mathcal{K}}, q_{\mathcal{K}'}) \in \mathcal{F}_{\mathcal{K}} \times \mathcal{F}_{\mathcal{K}'}} f(z_{\mathcal{K}}^* | q_{\mathcal{K}}) f(z_{\mathcal{K}'}^* | q_{\mathcal{K}'}) \quad (\text{S17}) \\ &= \frac{N}{Q_{\mathcal{K}} Q_{\mathcal{K}'}} \left\{ \sum_{q_{\mathcal{K}} \in \mathcal{F}_{\mathcal{K}}} f(z_{\mathcal{K}}^* | q_{\mathcal{K}}) \right\} \left\{ \sum_{q_{\mathcal{K}'} \in \mathcal{F}_{\mathcal{K}'}} f(z_{\mathcal{K}'}^* | q_{\mathcal{K}'}) \right\}. \end{aligned}$$

The result holds as long as $\sum_{q_{\mathcal{K}} \in \mathcal{F}_{\mathcal{K}}} f(z_{\mathcal{K}}^* | q_{\mathcal{K}}) = 0$ for all \mathcal{K} and $z_{\mathcal{K}}^* \in \mathcal{F}_{\mathcal{K}}$. We proceed to verify this for $\mathcal{K} = [m]$, where $m = 1, \dots, K$. The result for general \mathcal{K} follows by symmetry.

First, for $\mathcal{K} = \{1\}$, we have $f(z_1^* | q_1) = \mathcal{I}_\delta(q_1 = z_1^*) = \mathcal{I}(q_1 = z_1^*) - \delta_1(z_1^*)$ such that

$$\sum_{q_1=0}^{Q_1-1} f(z_1^* | q_1) = 1 - Q_1 \delta_1(z_1^*) = 0 \quad \text{for all } z_1^*. \quad (\text{S18})$$

Second, for $\mathcal{K} = [m]$ and $z_{[m]}^* = (z_1^*, z_{2:m}^*)$ for $m \geq 2$, we have

$$\begin{aligned} \sum_{q_{[m]} \in \mathcal{F}_{[m]}} f(z_{[m]}^* | q_{[m]}) &= \sum_{q_{[m]} \in \mathcal{F}_{[m]}} \prod_{k=1}^m \mathcal{I}_\delta(q_k = z_k^*) = \sum_{q_1 \in \mathcal{F}_1} \sum_{q_{2:m} \in \mathcal{F}_{2:m}} \prod_{k=1}^m \mathcal{I}_\delta(q_k = z_k^*) \\ &= \left\{ \sum_{q_1 \in \mathcal{F}_1} \mathcal{I}_\delta(q_1 = z_1^*) \right\} \left\{ \sum_{q_{2:m} \in \mathcal{F}_{2:m}} \prod_{k=1}^{m-1} \mathcal{I}_\delta(q_k = z_k^*) \right\} = 0 \end{aligned}$$

for all $z_{[m]}^*$, where the last equality follows from (S18).

For \mathcal{K} and \mathcal{K}' that have overlap, let $\mathcal{H} = \mathcal{K} \cap \mathcal{K}'$, $\mathcal{J} = \mathcal{K} \setminus \mathcal{H}$, and $\mathcal{J}' = \mathcal{K}' \setminus \mathcal{H}$ such that $\mathcal{H} \cup \mathcal{J} = \mathcal{K}$ and $\mathcal{H} \cup \mathcal{J}' = \mathcal{K}'$. This ensures

$$f(z_{\mathcal{K}}^* | q_{\mathcal{K}}) = f(z_{\mathcal{J}}^* | q_{\mathcal{J}}) f(z_{\mathcal{H}}^* | q_{\mathcal{H}}), \quad f(z_{\mathcal{K}'}^* | q_{\mathcal{K}'}) = f(z_{\mathcal{J}'}^* | q_{\mathcal{J}'}) f(z_{\mathcal{H}}^* | q_{\mathcal{H}})$$

by definition of $f_i(z_{\mathcal{K}}^*)$. The balanced design further ensures an equal number of $N(Q_{\mathcal{H}}Q_{\mathcal{J}}Q_{\mathcal{J}'})^{-1}$ units under each combination of $(q_{\mathcal{H}}, q_{\mathcal{J}}, q_{\mathcal{J}'}) \in \mathcal{F}_{\mathcal{H}} \times \mathcal{F}_{\mathcal{J}} \times \mathcal{F}_{\mathcal{J}'}$. We have

$$\begin{aligned} \{F(z_{\mathcal{K}}^*)\}^T F(z_{\mathcal{K}'}^*) &= \sum_{i=1}^N f_i(z_{\mathcal{K}}^*) f_i(z_{\mathcal{K}'}^*) = \frac{N}{Q_{\mathcal{H}}Q_{\mathcal{J}}Q_{\mathcal{J}'}} \sum_{(q_{\mathcal{H}}, q_{\mathcal{J}}, q_{\mathcal{J}'}) \in \mathcal{F}_{\mathcal{H}} \cup \mathcal{F}_{\mathcal{J}} \cup \mathcal{F}_{\mathcal{J}'}} f(z_{\mathcal{K}}^* | q_{\mathcal{K}}) f(z_{\mathcal{K}'}^* | q_{\mathcal{K}'}) \\ &= \frac{N}{Q_{\mathcal{H}}Q_{\mathcal{J}}Q_{\mathcal{J}'}} \sum_{q_{\mathcal{H}} \in \mathcal{F}_{\mathcal{H}}} \{f(z_{\mathcal{H}}^* | q_{\mathcal{H}})\}^2 \left\{ \sum_{(q_{\mathcal{J}}, q_{\mathcal{J}'}) \in \mathcal{F}_{\mathcal{J}} \times \mathcal{F}_{\mathcal{J}'}} f(z_{\mathcal{J}}^* | q_{\mathcal{J}}) f(z_{\mathcal{J}'}^* | q_{\mathcal{J}'}) \right\} \\ &= 0; \end{aligned}$$

the last equality follows from $\sum_{(q_{\mathcal{J}}, q_{\mathcal{J}'}) \in \mathcal{F}_{\mathcal{J}} \times \mathcal{F}_{\mathcal{J}'}} f(z_{\mathcal{J}}^* | q_{\mathcal{J}}) f(z_{\mathcal{J}'}^* | q_{\mathcal{J}'}) = 0$ by (S17) from the non-overlapping case. \square

We next verify the appropriateness of $\tilde{\gamma}_+$ and $\tilde{\Psi}_+$ under Condition 4.

Proof of Theorem 4. The expectation and asymptotic normality of $\tilde{\gamma}_+$ follow from Theorem 3 and Theorem 1. For the probability limit of the robust covariance $\tilde{\Psi}_+$, let $\hat{\Psi}_+ = (I, D)\hat{\Psi}(I, D)^T$ be the estimator of $\text{cov}(\tilde{\gamma}_+)$ based on (8) following from Theorem 3 and Theorem 1. Theorem 1 ensures $N\{\hat{\Psi}_+ - \text{cov}(\tilde{\gamma}_+)\} = \Delta + o_P(1)$ under complete randomization and Condition 1. We will prove $N\{\tilde{\Psi}_+ - \text{cov}(\tilde{\gamma}_+)\} = \Delta + o_P(1)$ by proving

$$N(\tilde{\Psi}_+ - \hat{\Psi}_+) = o_P(1). \quad (\text{S19})$$

To begin with, recall $\hat{\theta} = (\hat{\theta}_+^T, \hat{\gamma}_-^T)^T$ and $\tilde{\theta}_+$ as the full vectors of the coefficients from the saturated

and unsaturated regressions, respectively, including the intercepts. Lemma S2 ensures

$$\hat{\Psi}_+ = (F_+^T F_+)^{-1} F_+^T \text{diag}(\hat{\epsilon}_i^2) F_+ (F_+^T F_+)^{-1}, \quad \tilde{\Psi}_+ = (F_+^T F_+)^{-1} F_+^T \text{diag}(\tilde{\epsilon}_i^2) F_+ (F_+^T F_+)^{-1},$$

where the residuals are $\hat{\epsilon}_i = Y_i - f_i^T \hat{\theta} = Y_i - f_{+,i}^T \hat{\theta}_+ - f_{-,i}^T \hat{\gamma}_-$ and $\tilde{\epsilon}_i = Y_i - f_{+,i}^T \tilde{\theta}_+$. We have

$$N(\tilde{\Psi}_+ - \hat{\Psi}_+) = \{N^{-1}(F_+^T F_+)\}^{-1} M \{N^{-1}(F_+^T F_+)\}^{-1},$$

where

$$M = N^{-1} F_+^T \{\text{diag}(\tilde{\epsilon}_i^2) - \text{diag}(\hat{\epsilon}_i^2)\} F_+ = N^{-1} \sum_{i=1}^N (\tilde{\epsilon}_i^2 - \hat{\epsilon}_i^2) (f_{+,i} f_{+,i}^T). \quad (\text{S20})$$

With $N^{-1}(F_+^T F_+)$ having a finite limit by (S15), a sufficient condition for (S19) is $M = o_P(1)$. We proceed to verify that this is correct.

First, $\tilde{\theta}_+ = \hat{\theta}_+ + \Phi \hat{\gamma}_-$ by Lemma S4i ensures

$$\tilde{\epsilon}_i - \hat{\epsilon}_i = (Y_i - f_{+,i}^T \tilde{\theta}_+) - (Y_i - f_{+,i}^T \hat{\theta}_+ - f_{-,i}^T \hat{\gamma}_-) = \hat{\gamma}_-^T h_i, \quad (\text{S21})$$

where $h_i = f_{-,i} - \Phi^T f_{+,i}$ with Φ having a finite limit under Condition 1.

Second, let $\epsilon_i = Y_i - t_i^T \bar{Y} = \sum_{z \in \mathcal{T}} \{Y_i(z) - \bar{Y}(z)\} \cdot \mathcal{I}(Z_i = z)$ be the theoretical residuals corresponding to (S8). With $t_i^T = f_i^T \Gamma$ following from (S13), we have $\epsilon_i = Y_i - f_i^T \theta$, where $\theta = \Gamma \bar{Y}$, and thus $\hat{\epsilon}_i = Y_i - f_i^T \hat{\theta} = \epsilon_i - f_i^T (\hat{\theta} - \theta)$. This, together with (S21), ensures

$$\tilde{\epsilon}_i^2 - \hat{\epsilon}_i^2 = (\tilde{\epsilon}_i - \hat{\epsilon}_i)(\tilde{\epsilon}_i + \hat{\epsilon}_i) = 2(\hat{\gamma}_-^T h_i) \epsilon_i - 2(\hat{\gamma}_-^T h_i) f_i^T (\hat{\theta} - \theta) + (\hat{\gamma}_-^T h_i) (h_i^T \hat{\gamma}_-).$$

So (S20) evaluates to

$$\begin{aligned} M &= N^{-1} \sum_{i=1}^N (\tilde{\epsilon}_i^2 - \hat{\epsilon}_i^2) (f_{+,i} f_{+,i}^T) \\ &= N^{-1} \sum_{i=1}^N \left\{ 2\hat{\gamma}_-^T h_i (f_{+,i} f_{+,i}^T) \epsilon_i - 2\hat{\gamma}_-^T h_i (f_{+,i} f_{+,i}^T) f_i^T (\hat{\theta} - \theta) + \hat{\gamma}_-^T h_i (f_{+,i} f_{+,i}^T) h_i^T \hat{\gamma}_- \right\} \\ &= 2(I \otimes \hat{\gamma}_-^T) \left\{ N^{-1} \sum_{i=1}^N (I \otimes h_i) (f_{+,i} f_{+,i}^T) \epsilon_i \right\} \\ &\quad - 2(I \otimes \hat{\gamma}_-^T) \left\{ N^{-1} \sum_{i=1}^N (I \otimes h_i) (f_{+,i} f_{+,i}^T) (I \otimes f_i^T) \right\} \{I \otimes (\hat{\theta} - \theta)\} \\ &\quad + (I \otimes \hat{\gamma}_-^T) \left\{ N^{-1} \sum_{i=1}^N (I \otimes h_i) (f_{+,i} f_{+,i}^T) (I \otimes h_i^T) \right\} (I \otimes \hat{\gamma}_-) \\ &= 2(I \otimes \hat{\gamma}_-^T) M_1 - 2(I \otimes \hat{\gamma}_-^T) M_2 \{I \otimes (\hat{\theta} - \theta)\} + (I \otimes \hat{\gamma}_-^T) M_3 (I \otimes \hat{\gamma}_-), \end{aligned} \quad (\text{S22})$$

where I is the $(|\mathcal{F}_+| + 1) \times (|\mathcal{F}_+| + 1)$ identity matrix and

$$\begin{aligned} M_1 &= N^{-1} \sum_{i=1}^N (I \otimes h_i)(f_{+,i} f_{+,i}^T) \epsilon_i, & M_2 &= N^{-1} \sum_{i=1}^N (I \otimes h_i)(f_{+,i} f_{+,i}^T)(I \otimes f_i^T), \\ M_3 &= N^{-1} \sum_{i=1}^N (I \otimes h_i)(f_{+,i} f_{+,i}^T)(I \otimes h_i^T). \end{aligned}$$

With $\hat{\gamma}_- = o_P(1)$, $\hat{\theta} - \theta = o_P(1)$, and M_2 and M_3 both having finite limits by Theorem 1 and Lemma S4iii, (S22) ensures that $M = o_P(1)$ so long as M_1 has a finite limit under Condition 1. We verify this result below to complete the proof.

Let $\chi_i = (I \otimes h_i)(f_{+,i} f_{+,i}^T) \epsilon_i$ to write $M_1 = N^{-1} \sum_{i=1}^N \chi_i$, and let $\chi_i(z) = \{I \otimes h(z)\} \{f_+(z) f_+^T(z)\} \epsilon_i(z)$, where $\epsilon_i(z) = Y_i(z) - \bar{Y}(z)$, be the potential value of χ_i if unit i is assigned to treatment $z \in \mathcal{T}$. We have

$$\bar{\chi}(z) = N^{-1} \sum_{i=1}^N \chi_i(z) = \{I \otimes h(z)\} \{f_+(z) f_+^T(z)\} \left\{ N^{-1} \sum_{i=1}^N \epsilon_i(z) \right\} = 0.$$

Further, Condition 1(ii)–(iii) ensure that $\{\epsilon_i(z), \epsilon_i(z')\}_{i=1}^N$ has a finite covariance and $\max_{1 \leq i \leq N} |\epsilon_i(z)|^2/N = o(1)$ for all $z, z' \in \mathcal{T}$. Therefore, $\{\chi_i(z), \chi_i(z')\}_{i=1}^N$ has a finite covariance and $\max_{1 \leq i \leq N} \|\chi_i(z) - \bar{\chi}(z)\|_2^2/N = \max_{1 \leq i \leq N} \|\chi_i(z)\|_2^2/N = o(1)$ for all $z, z' \in \mathcal{T}$. This, together with Condition 1(i), ensures

$$\hat{\chi}(z) = N_z^{-1} \sum_{i: Z_i=z} \chi_i(z) = \bar{\chi}(z) + o_P(1) = o_P(1), \quad (z \in \mathcal{T})$$

such that $M_1 = N^{-1} \sum_{i=1}^N \chi_i = \sum_{z \in \mathcal{T}} e_z \cdot \hat{\chi}(z) = o_P(1)$ under Condition 1. \square

We divide the proof of Theorem 5 into two parts. Part I proves the bias-variance trade-off and Part II proves the design-based Gauss–Markov theorem. Recall that $G_{\delta_{\times,+}}$ and $G_{\delta_{\times,-}}$ are the submatrices of $G_{\delta_{\times}}$ that define the factorial effects of interest, $\tau_{\delta_{\times,+}} = G_{\delta_{\times,+}} \bar{Y}$ and the nuisance factorial effects, $\tau_{\delta_{\times,-}} = G_{\delta_{\times,-}} \bar{Y}$, respectively.

Proof of Theorem 5, Part I. Under Condition 2, we have $S = s_0 J$. With

$$\text{cov}(\hat{Y}) = s_0 \{\text{diag}(N_z^{-1}) - N^{-1} J\}, \tag{S23}$$

Lemma S4i–ii and (S13) together ensure $\tilde{\theta}_+ = (I, \Phi) \hat{\theta} = (I, \Phi) \Gamma \hat{Y}$ with

$$\begin{aligned} \text{cov}(\tilde{\theta}_+) &= (I, \Phi) \Gamma \text{cov}(\hat{Y}) \Gamma^T (I, \Phi)^T \\ &= s_0 (I, \Phi) \Gamma \text{diag}(N_z^{-1}) \Gamma^T (I, \Phi)^T - s_0 N^{-1} (I, \Phi) \Gamma J \Gamma^T (I, \Phi)^T \\ &= s_0 S_{11} - s_0 \Phi S_{22} \Phi^T - s_0 N^{-1} (I, \Phi) \Gamma J \Gamma^T (I, \Phi)^T \\ &\leq s_0 S_{11} - s_0 \Phi S_{22} \Phi^T. \end{aligned}$$

This ensures

$$\text{cov}(\tilde{\gamma}_+) = \{\text{cov}(\tilde{\theta}_+)\}_{[-1,-1]} \leq s_0(S_{11})_{[-1,-1]} - s_0 D S_{22} D^T, \quad (\text{S24})$$

where $(\cdot)_{[-1,-1]}$ indicates the submatrix without the first row and first column.

On the other hand, let $\Gamma_+ = (g_0, G_{\delta_{\times,+}}^T)^T$ to write $\Gamma = (\Gamma_+^T, G_{\delta_{\times,-}}^T)^T$. Lemma S4ii ensures

$$\begin{pmatrix} S_{11} & S_{12} \\ S_{21} & S_{22} \end{pmatrix} = \Gamma \text{diag}(N_z^{-1}) \Gamma^T = \left(\begin{array}{c|c} \Gamma_+ \text{diag}(N_z^{-1}) \Gamma_+^T & \Gamma_+ \text{diag}(N_z^{-1}) G_{\delta_{\times,-}}^T \\ \hline G_{\delta_{\times,-}} \text{diag}(N_z^{-1}) \Gamma_+^T & G_{\delta_{\times,-}}^T \text{diag}(N_z^{-1}) G_{\delta_{\times,-}}^T \end{array} \right)$$

such that

$$S_{11} = \Gamma_+ \text{diag}(N_z^{-1}) \Gamma_+^T = \left(\begin{array}{c|c} g_0^T \text{diag}(N_z^{-1}) g_0 & g_0^T \text{diag}(N_z^{-1}) G_{\delta_{\times,+}}^T \\ \hline G_{\delta_{\times,+}} \text{diag}(N_z^{-1}) g_0 & G_{\delta_{\times,+}}^T \text{diag}(N_z^{-1}) G_{\delta_{\times,+}}^T \end{array} \right)$$

with $(S_{11})_{[-1,-1]} = G_{\delta_{\times,+}}^T \text{diag}(N_z^{-1}) G_{\delta_{\times,+}}^T$. This, together with (S23) and $G_{\delta_{\times,+}} J G_{\delta_{\times,+}}^T = 0$, ensures

$$\text{cov}(\hat{\gamma}_+) = \text{cov}(\hat{\tau}_{\delta_{\times,+}}) = G_{\delta_{\times,+}} \text{cov}(\hat{Y}) G_{\delta_{\times,+}}^T = s_0 G_{\delta_{\times,+}} \text{diag}(N_z^{-1}) G_{\delta_{\times,+}}^T = s_0 (S_{11})_{[-1,-1]}.$$

Plugging this in (S24) verifies the bias-variance trade-off between $\tilde{\gamma}_+$ and $\hat{\gamma}_+$. \square

Proof of Theorem 5, Part II. The proof proceeds in two steps, similar to that of the classic Gauss–Markov theorem for least squares estimation with restrictions on parameters.

First, let \mathcal{L} be the set of $|\mathcal{F}_+| \times Q$ matrices that ensure $E(L\hat{Y}) = \tau_{\delta_{\times,+}}$ under $\tau_{\delta_{\times,-}} = 0$. For $L \in \mathcal{L}$, we have $(L - G_{\delta_{\times,+}})\bar{Y} = 0$ for all \bar{Y} that satisfy $G_{\delta_{\times,-}}\bar{Y} = 0$. This implies $L - G_{\delta_{\times,+}} = L' G_{\delta_{\times,-}}$ for some $|\mathcal{F}_+| \times |\mathcal{F}_-|$ matrix L' , where $\mathcal{F}_- = \mathcal{F}^* \setminus \mathcal{F}_+$ with $|\mathcal{F}_-|$ equaling the number of rows in $G_{\delta_{\times,-}}$. Thus,

$$\mathcal{L} = \{L : L = G_{\delta_{\times,+}} + L' G_{\delta_{\times,-}} \text{ for some } |\mathcal{F}_+| \times |\mathcal{F}_-| \text{ matrix } L'\}$$

is a subset of the $|\mathcal{F}_+| \times Q$ contrast matrices.

Second, let $\tilde{G} = (I, D)G_{\delta_{\times}}$ be the contrast matrix that defines $\tilde{\gamma}_+ = (I, D)\hat{\gamma} = (I, D)G_{\delta_{\times}}\hat{Y}$. We have $\tilde{G} \in \mathcal{L}$ such that $\tilde{G} = G_{\delta_{\times,+}} + \tilde{L}' G_{\delta_{\times,-}}$. From (S23), we have $\text{cov}(\tilde{\gamma}_+) = s_0 \tilde{G} \text{diag}(N_z^{-1}) \tilde{G}^T$ and

$$\begin{aligned} \text{cov}(L\hat{Y}) &= L \text{cov}(\hat{Y}) L^T \\ &= s_0 L \text{diag}(N_z^{-1}) L^T \\ &= \text{cov}(\tilde{\gamma}_+) + s_0 (L - \tilde{G}) \text{diag}(N_z^{-1}) (L - \tilde{G})^T \\ &\quad + s_0 (L - \tilde{G}) \text{diag}(N_z^{-1}) \tilde{G}^T + s_0 \tilde{G} \text{diag}(N_z^{-1}) (L - \tilde{G})^T \end{aligned}$$

for arbitrary contrast matrix L under Condition 2. It thus suffices to verify

$$(L - \tilde{G}) \text{diag}(N_z^{-1}) \tilde{G}^T = 0 \text{ for all } L \in \mathcal{L}. \quad (\text{S25})$$

With $L - \tilde{G} = (L' - \tilde{L}')G_{\delta_{\times,-}}$, a sufficient condition for (S25) is $G_{\delta_{\times,-}} \text{diag}(N_z^{-1})G_{\delta_{\times}}^T(I, D)^T = 0$. We prove this below.

Recall from (S13) that $\Gamma = (g_0, G_{\delta_{\times}}^T)^T = (g_0, G_{\delta_{\times,+}}^T, G_{\delta_{\times,-}}^T)^T$. This ensures

$$\Omega = \Gamma \text{diag}(N_z^{-1})\Gamma^T = \begin{pmatrix} g_0^T \\ G_{\delta_{\times,+}} \\ G_{\delta_{\times,-}} \end{pmatrix} \text{diag}(N_z^{-1})(g_0, G_{\delta_{\times}}^T) = \begin{pmatrix} \text{xx} & \text{xx} \\ \text{xx} & \text{xx} \\ \text{xx} & G_{\delta_{\times,-}} \text{diag}(N_z^{-1})G_{\delta_{\times}}^T \end{pmatrix}$$

by (S14) and (S15); we use “xx” to denote a part of the matrix that does not affect the proof. This, together with

$$\tilde{\Phi} = (I, \Phi) = \begin{pmatrix} 1 & 0^T & \Phi_{[1,]} \\ 0 & I & D \end{pmatrix} = \begin{pmatrix} 1 & \text{xx} \\ 0 & \tilde{D} \end{pmatrix}, \quad \text{where } \tilde{D} = (I, D),$$

ensures

$$\Omega(I, \Phi)^T = \begin{pmatrix} \text{xx} & \text{xx} \\ \text{xx} & \text{xx} \\ \text{xx} & G_{\delta_{\times,-}} \text{diag}(N_z^{-1})G_{\delta_{\times}}^T \end{pmatrix} \begin{pmatrix} 1 & 0^T \\ \text{xx} & \tilde{D}^T \end{pmatrix} = \begin{pmatrix} \text{xx} & \text{xx} \\ \text{xx} & \text{xx} \\ 0 & G_{\delta_{\times,-}} \text{diag}(N_z^{-1})G_{\delta_{\times}}^T \tilde{D}^T \end{pmatrix}.$$

The sufficient condition, namely $G_{\delta_{\times,-}} \text{diag}(N_z^{-1})G_{\delta_{\times}}^T \tilde{D}^T = 0$, follows from

$$\Omega(I, \Phi)^T = \begin{pmatrix} S_{11} & S_{12} \\ S_{21} & S_{22} \end{pmatrix} \begin{pmatrix} I \\ \Phi^T \end{pmatrix} = \begin{pmatrix} S_{11} - \Phi S_{22} \Phi^T \\ 0 \end{pmatrix}$$

by the definitions of S_{11} , S_{12} , S_{21} , and S_{22} from (S14). □

S2. Special cases

S2.1. 2^2 factorial experiment

Propositions 1 and 2 are special cases of Theorems 1 and 3, respectively. We verify below the explicit form of $\tilde{\gamma}_+$ in Proposition 2.

Proof of Proposition 2. First, Lemma S1 ensures $\tilde{\gamma}_+$ and $\tilde{\Psi}_+$ from (3) equal those from

$$Y_i \sim 1 + A_i + B_i. \tag{S26}$$

Let $(\tilde{\gamma}_A, \tilde{\gamma}_B)$ denote the coefficients from (S26) without introducing new notation. One way to calculate $\tilde{\gamma}_+$ is to use Lemma S2 or Theorem 3. Below we give a direct proof based on Ding (2020, Theorem 5) which was derived using the Frisch–Waugh–Lovell theorem.

Let “prop” denote the sample proportion. Ding (2020, Theorem 5) ensures $\tilde{\gamma}_A = \pi_{B0} \hat{\tau}_{A|B0} +$

$\pi_{B1}\hat{\tau}_{A|B1}$, where π_{Bb} is proportional to

$$\text{prop}(A_i = 1 \mid B_i = b) \cdot \text{prop}(A_i = 0 \mid B_i = b) \cdot \text{prop}(B_i = b) = \frac{N_{1b}N_{0b}}{N_{1b} + N_{0b}} = (N_{1b}^{-1} + N_{0b}^{-1})^{-1}$$

for $b = 0, 1$ and $\pi_{B0} + \pi_{B1} = 1$. Direct algebra verifies the formula of π_{Bb} ; likewise for π_{Aa} . \square

S2.2. 2^3 factorial experiment

Propositions 3–5 are special cases of Theorems 1, 2, and 5, respectively. We verify below the explicit form of $\tilde{\gamma}_+$ in Proposition 5 from (6), namely

$$Y_i \sim 1 + A'_i + B'_i + C'_i + A'_i B'_i + A'_i C'_i + B'_i C'_i,$$

where $A'_i = A_i - \delta_A$, $B'_i = B_i - \delta_B$, and $C'_i = C_i - \delta_C$.

Assume fixed $\delta = (\delta_A, \delta_B, \delta_C)$ throughout, and let $\mathcal{F}^* = \{A, B, C, AB, AC, BC, ABC\}$ and $\mathcal{F}_+ = \{A, B, C, AB, AC, BC\} = \mathcal{F}^* \setminus \{ABC\}$ be the sets of effects included in the saturated and unsaturated regressions, respectively. We first consider two regressions based on the uncentered A_i , B_i , and C_i that afford important stepping stones:

$$Y_i \sim 1 + A_i + B_i + C_i + A_i B_i + A_i C_i + B_i C_i, \quad (\text{S27})$$

$$Y_i \sim A_i + A_i B_i + A_i C_i + \sum_{b,c=0,1} \mathcal{I}(B_i = b, C_i = c). \quad (\text{S28})$$

Let $\tilde{\theta} = (\tilde{\mu}, \tilde{\gamma}_+^T)^T$ be the 7×1 vector of the coefficients from (6) including the intercept, $\tilde{\mu}$. Let $\tilde{\theta}_0 = (\tilde{\mu}_0, \tilde{\gamma}_{0,+}^T)^T$ be the 7×1 vector of coefficients from (S27) with intercept $\tilde{\mu}_0$ and $\tilde{\gamma}_{0,+} = (\tilde{\gamma}_{0,f})_{f \in \mathcal{F}_+}$ corresponding to the non-intercept terms. Let $\tilde{\beta} = (\tilde{\beta}_f)_{f \in \mathcal{F}_+}$ be the 7×1 vector of coefficients from (S28), with $\tilde{\beta}_A$, $\tilde{\beta}_{AB}$, and $\tilde{\beta}_{AC}$ indicating the coefficients of A_i , $A_i B_i$, and $A_i C_i$, respectively. Let

$$P = \left(\begin{array}{c|ccc} & \delta_B & \delta_C & 0 \\ I_3 & \delta_A & 0 & \delta_C \\ & 0 & \delta_A & \delta_B \\ \hline 0_{3 \times 3} & & & I_3 \end{array} \right), \quad d = (\delta_B \delta_C, \delta_A \delta_C, \delta_A \delta_B, \delta_C, \delta_B, \delta_A)^T, \quad \sigma = \sum_{z \in \mathcal{T}} e_z^{-1},$$

$$\xi = \sigma^{-1} \left(-\sum_a e_{(a00)}^{-1}, -\sum_b e_{(0b0)}^{-1}, -\sum_c e_{(00c)}^{-1}, \sum_{ab} e_{(ab0)}^{-1}, \sum_{ac} e_{(a0c)}^{-1}, \sum_{bc} e_{(0bc)}^{-1} \right)^T$$

to write $D = P\xi - d$. Let

$$\tau_{0,+} = (\tau_{A|B0,C0}, \tau_{B|A0,C0}, \tau_{C|A0,B0}, \tau_{AB|C0}, \tau_{AC|B0}, \tau_{BC|A0})^T$$

be the vector of the first- and second-order conditional effects when the conditioned factors are all at the baseline levels, and let $\hat{\tau}_{0,+}$ be the moment estimator. Lemma S5 expresses $\tilde{\gamma}_+$ in terms of $\hat{\tau}_{0,+}$ via $\tilde{\gamma}_{0,+}$.

Lemma S5. Under the 2^3 experiment, the estimator from (6) satisfy $\tilde{\gamma}_+ = P\hat{\tau}_{0,+} + P\xi\hat{\tau}_{\text{ABC}}$.

Proof of Lemma S5. We verify the result in two steps: first, $\tilde{\gamma}_+ = P\tilde{\gamma}_{0,+}$ and second, $\tilde{\gamma}_{0,+} = \hat{\tau}_{0,+} + \xi\hat{\tau}_{\text{ABC}}$.

First, the regressors in (6) and (S27) satisfy

$$\begin{pmatrix} 1 \\ A_i \\ B_i \\ C_i \\ A_i B_i \\ A_i C_i \\ B_i C_i \end{pmatrix} = \begin{pmatrix} 1 & 0_3^T & 0_3^T \\ \delta_A & 1 & \\ \delta_B & & 1 \\ \delta_C & & & 1 \\ \hline \delta_A \delta_B & \delta_B & \delta_A & 0 & 1 \\ \delta_A \delta_C & \delta_C & 0 & \delta_A & & 1 \\ \delta_B \delta_C & 0 & \delta_C & \delta_B & & & 1 \end{pmatrix} \begin{pmatrix} 1 \\ A_i - \delta_A \\ B_i - \delta_B \\ C_i - \delta_C \\ A_i B_i - \delta_A B_i - \delta_B A_i + \delta_A \delta_B \\ A_i C_i - \delta_C A_i - \delta_A C_i + \delta_A \delta_C \\ B_i C_i - \delta_B C_i - \delta_C B_i + \delta_B \delta_C \end{pmatrix} = P_0^T \begin{pmatrix} 1 \\ A'_i \\ B'_i \\ C'_i \\ A'_i B'_i \\ A'_i C'_i \\ B'_i C'_i \end{pmatrix},$$

where

$$P_0 = \begin{pmatrix} 1 & * \\ 0_6 & P \end{pmatrix} \quad \text{with } * = (\delta_A, \delta_B, \delta_C, \delta_A \delta_B, \delta_A \delta_C, \delta_B \delta_C).$$

This ensures $\tilde{\theta} = P_0 \tilde{\theta}_0$ by Lemma S1. Removing the first dimension verifies $\tilde{\gamma}_+ = P\tilde{\gamma}_{0,+}$.

Second, we verify below the dimensions in $\tilde{\gamma}_{0,+} = \hat{\tau}_{0,+} + \xi\hat{\tau}_{\text{ABC}}$ corresponding to $(\tilde{\gamma}_{0,A}, \tilde{\gamma}_{0,AB}, \tilde{\gamma}_{0,AC})$. The result for $\tilde{\gamma}_{0,B}$, $\tilde{\gamma}_{0,C}$, and $\tilde{\gamma}_{0,BC}$ then follows by symmetry.

To begin with, the regressors in (S27) and (S28) satisfy

$$\begin{pmatrix} A_i \\ A_i B_i \\ A_i C_i \\ 1 \\ B_i \\ C_i \\ B_i C_i \end{pmatrix} = \begin{pmatrix} I_3 & \\ & H \end{pmatrix} \begin{pmatrix} A_i \\ A_i B_i \\ A_i C_i \\ \mathcal{I}(B_i = 0, C_i = 0) \\ \mathcal{I}(B_i = 0, C_i = 1) \\ \mathcal{I}(B_i = 1, C_i = 0) \\ \mathcal{I}(B_i = 1, C_i = 1) \end{pmatrix}, \quad \text{where } H = \begin{pmatrix} +1 & +1 & +1 & +1 \\ & & +1 & +1 \\ & +1 & & +1 \\ & & & +1 \end{pmatrix}. \quad (\text{S29})$$

Lemma S1 ensures $\text{diag}(I_3, H^T)\tilde{\theta}_0 = \tilde{\beta}$ when the elements in $\tilde{\theta}_0$ and $\tilde{\beta}$ are both arranged in the same order as in (S29). Extracting the first three dimensions verifies $(\tilde{\gamma}_{0,A}, \tilde{\gamma}_{0,AB}, \tilde{\gamma}_{0,AC}) = (\tilde{\beta}_A, \tilde{\beta}_{AB}, \tilde{\beta}_{AC})$. The Frisch–Waugh–Lovell theorem ensures we can compute $(\tilde{\gamma}_{0,A}, \tilde{\gamma}_{0,AB}, \tilde{\gamma}_{0,AC})$ from (S28) in three steps:

- (i) Fit $Y_i \sim \sum_{b,c=0,1} \mathcal{I}(B_i = b, C_i = c)$ to obtain residuals \tilde{Y}_i , vectorized as \tilde{Y} .
- (ii) Fit $(A_i, A_i B_i, A_i C_i) \sim \sum_{b,c=0,1} \mathcal{I}(B_i = b, C_i = c)$ column-wise to obtain residuals $R_i = (R_{A,i}, R_{AB,i}, R_{AC,i})$, concatenated as $R = (R_1, \dots, R_N)^T$.
- (iii) Fit $\tilde{Y}_i \sim R_i$ to obtain $(\tilde{\gamma}_{0,A}, \tilde{\gamma}_{0,AB}, \tilde{\gamma}_{0,AC})^T = (\tilde{\beta}_A, \tilde{\beta}_{AB}, \tilde{\beta}_{AC})^T = (R^T R)^{-1} R^T \tilde{Y}$.

We proceed to compute \tilde{Y} , R , and $(R^T R)^{-1} R^T \tilde{Y}$ one by one.

To simplify the presentation, stratify the units into four groups by $(B_i, C_i) \in \{0, 1\}^2$, indexed by bc , and write $i \in (bc)$ to indicate unit i in stratum bc . Let $N_{bc} = N_{(1bc)} + N_{(0bc)}$ and $e_{bc} = N_{bc}/N$ be the number and proportion of units in stratum bc , and let $r_{bc} = N_{(1bc)}/N_{bc} = e_{(1bc)}/e_{bc}$ be the proportion of units therein with $A_i = 1$. Standard result ensures the coefficient of $\mathcal{I}(B_i = b, C_i = c)$ from the regression in step i equals

$$\hat{Y}(bc) = N_{bc}^{-1} \sum_{i \in (bc)} Y_i = r_{bc} \hat{Y}(1bc) + (1 - r_{bc}) \hat{Y}(0bc).$$

For $i \in (bc)$, we have $\tilde{Y}_i = Y_i - \hat{Y}(bc)$, and likewise

$$\begin{aligned} \hat{A}(bc) &= N_{bc}^{-1} \sum_{i \in (bc)} A_i = r_{bc}, & R_{A,i} &= A_i - \hat{A}(bc) = A_i - r_{bc}, \\ \widehat{AB}(bc) &= N_{bc}^{-1} \sum_{i \in (bc)} A_i B_i = b \cdot \hat{A}(bc), & R_{AB,i} &= A_i B_i - \widehat{AB}(bc) = b \cdot R_{A,i}, \\ \widehat{AC}(bc) &= N_{bc}^{-1} \sum_{i \in (bc)} A_i C_i = c \cdot \hat{A}(bc), & R_{AC,i} &= c \cdot R_{A,i}. \end{aligned} \quad (\text{S30})$$

This completes steps i–ii. We next compute $(R^T R)^{-1}$ and $R^T \tilde{Y}$ for step iii.

First, let $d_{bc} = e_{bc} r_{bc} (1 - r_{bc}) = e_{(1bc)} e_{(0bc)} / e_{bc}$. It follows from (S30) that

$$\sigma_{bc} = \sum_{i \in (bc)} R_{A,i}^2 = N_{(1bc)} (1 - r_{bc})^2 + N_{(0bc)} r_{bc}^2 = N d_{bc}$$

by $N_{(abc)} = N e_{bc} r_{bc}^a (1 - r_{bc})^{1-a}$. This ensures

$$\begin{aligned} R_A^T R_A &= \sum_{bc} \sigma_{bc} = N \sum_{bc} d_{bc}, \\ R_A^T R_{AB} &= R_{AB}^T R_{AB} = \sum_{bc} b^2 \cdot \sigma_{bc} = \sum_{c=0,1} \sigma_{1c} = N(d_{11} + d_{10}), \\ R_A^T R_{AC} &= R_{AC}^T R_{AC} = \sum_{bc} c^2 \cdot \sigma_{bc} = \sum_{b=0,1} \sigma_{b1} = N(d_{11} + d_{01}), \\ R_{AB}^T R_{AC} &= \sum_{bc} bc \cdot \sigma_{bc} = \sigma_{11} = N d_{11} \end{aligned}$$

such that

$$\begin{aligned} N^{-1} R^T R &= \begin{pmatrix} d_{11} + d_{10} + d_{01} + d_{00} & d_{11} + d_{10} & d_{11} + d_{01} \\ d_{11} + d_{10} & d_{11} + d_{10} & d_{11} \\ d_{11} + d_{01} & d_{11} & d_{11} + d_{01} \end{pmatrix}, \\ (N^{-1} R^T R)^{-1} &= \{\det(N^{-1} R^T R)\}^{-1} D_1 = (d_{11} d_{10} d_{01} d_{00})^{-1} \sigma^{-1} D_1 \end{aligned} \quad (\text{S31})$$

by direct algebra, where

$$D_1 = \left(\begin{array}{c|c|c} d_{11}d_{01} + d_{11}d_{10} + d_{10}d_{01} & -(d_{11} + d_{01})d_{10} & -(d_{11} + d_{10})d_{01} \\ -(d_{11} + d_{01})d_{10} & (d_{11} + d_{01})(d_{10} + d_{00}) & d_{10}d_{01} - d_{11}d_{00} \\ -(d_{11} + d_{10})d_{01} & d_{10}d_{01} - d_{11}d_{00} & (d_{11} + d_{10})(d_{01} + d_{00}) \end{array} \right)$$

is the adjugate matrix of $N^{-1}R^T R$.

Second, similar algebra from (S30) ensures $N^{-1}R^T \tilde{Y} = D_2 \kappa_A$, where

$$D_2 = \left(\begin{array}{cccc} d_{11} & d_{10} & d_{01} & d_{00} \\ d_{11} & d_{10} & 0 & 0 \\ d_{11} & 0 & d_{01} & 0 \end{array} \right), \quad \kappa_A = (\hat{\tau}_{A|11}, \hat{\tau}_{A|10}, \hat{\tau}_{A|01}, \hat{\tau}_{A|00})^T$$

with $\tau_{A|bc} = \tau_{A|Bb,Cc}$ for $b, c = 0, 1$. This, together with (S31), ensures

$$\begin{aligned} (\tilde{\gamma}_{0,A}, \tilde{\gamma}_{0,AB}, \tilde{\gamma}_{0,AC})^T &= (R^T R)^{-1} R^T \tilde{Y} = (d_{11}d_{10}d_{01}d_{00})^{-1} \sigma^{-1} D_1 D_2 \kappa_A \\ &= (\hat{\tau}_{A|B0,C0}, \hat{\tau}_{AB|C0}, \hat{\tau}_{AC|B0})^T + \xi_A \hat{\tau}_{ABC}, \end{aligned} \quad (S32)$$

where $\xi_A = \sigma^{-1}(-\sum_a e_{(a00)}^{-1}, \sum_{ab} e_{(ab0)}^{-1}, \sum_{ac} e_{(a0c)}^{-1})^T$ is the subvector of ξ corresponding to $\{A, AB, AC\}$; the last equality follows from

$$(d_{11}d_{10}d_{01}d_{00})^{-1} D_1 D_2 = \left(\begin{array}{c|c|c|c} -d_{00}^{-1} & d_{00}^{-1} & d_{00}^{-1} & \sigma - d_{00}^{-1} \\ d_{00}^{-1} + d_{10}^{-1} & \sigma - (d_{00}^{-1} + d_{10}^{-1}) & -d_{00}^{-1} - d_{10}^{-1} & -\sigma + (d_{00}^{-1} + d_{10}^{-1}) \\ d_{00}^{-1} + d_{01}^{-1} & -d_{00}^{-1} - d_{01}^{-1} & \sigma - (d_{00}^{-1} + d_{01}^{-1}) & -\sigma + (d_{00}^{-1} + d_{01}^{-1}) \end{array} \right)$$

by $\sum_{bc} d_{bc}^{-1} = \sigma$ and $\tau_{A|B0,C1} = \tau_{A|B0,C0} + \tau_{AC|B0}$, $\tau_{A|B1,C0} = \tau_{A|B0,C0} + \tau_{AB|C0}$, $\tau_{A|B1,C1} = \tau_{A|B0,C0} + \tau_{AB|C0} + \tau_{AC|B0} + \tau_{ABC}$. This verifies the dimensions for $(\tilde{\gamma}_{0,A}, \tilde{\gamma}_{0,AB}, \tilde{\gamma}_{0,AC})$ and completes the proof. \square

Proof of Proposition 5. Let $\hat{\tau}_{\delta_\times} = (\hat{\tau}_{\delta_\times, f})_{f \in \mathcal{F}^*}$ be the moment estimators of $\tau_{\delta_\times} = (\tau_{\delta_\times, f})_{f \in \mathcal{F}^*}$ under weighting scheme δ_\times . Let $\tilde{\gamma}_f$ and $\hat{\gamma}_f$ be the dimensions in $\tilde{\gamma}$ and $\hat{\gamma}$, respectively, corresponding to the effect of $f \in \mathcal{F}^*$. Proposition 3 ensures $\hat{\gamma}_f = \hat{\tau}_{\delta_\times, f}$ for all $f \in \mathcal{F}^*$ with $\hat{\tau}_{\delta_\times, ABC} = \hat{\tau}_{ABC}$. This, together with $\tilde{\gamma}_+ = P\hat{\tau}_{0,+} + P\xi\hat{\tau}_{ABC}$ by Lemma S5 and $D = P\xi - d$ by definition, ensures it suffices to verify $\hat{\tau}_{\delta_\times, +} = P\hat{\tau}_{0,+} + d\hat{\tau}_{ABC}$, or equivalently,

$$\tau_{\delta_\times, +} - P\tau_{0,+} = d\tau_{ABC}.$$

We verify this dimension by dimension.

Denote by $(P\tau_{0,+})_f$ the dimension in $P\tau_{0,+}$ corresponding to factorial combination $f \in \mathcal{F}_+$. Direct algebra shows

$$\begin{aligned} (P\tau_{0,+})_A &= \tau_{A|00} + \delta_B \tau_{AB|C0} + \delta_C \tau_{AC|B0} = \tau_{A|00} + \delta_B (\tau_{A|10} - \tau_{A|00}) + \delta_C (\tau_{A|01} - \tau_{A|00}) \\ &= (1 - \delta_B - \delta_C) \tau_{A|00} + \delta_B \tau_{A|10} + \delta_C \tau_{A|01}. \end{aligned}$$

$$(P\tau_{0,+})_{AB} = \tau_{AB|C0}.$$

Compare this with

$$\begin{aligned}\tau_{\delta_{\times},A} &= (1 - \delta_B)(1 - \delta_C)\tau_{A|00} + (1 - \delta_B)\delta_C\tau_{A|01} + \delta_B(1 - \delta_C)\tau_{A|10} + \delta_B\delta_C\tau_{A|11}, \\ \tau_{\delta_{\times},AB} &= \delta_C\tau_{AB|C1} + (1 - \delta_C) \cdot \tau_{AB|C0} = \tau_{AB|C0} + \delta_C\tau_{ABC}\end{aligned}$$

to see

$$\begin{aligned}\tau_{\delta_{\times},A} &- (P\tau_{0,+})_A = \delta_B\delta_C\tau_{A|00} - \delta_B\delta_C\tau_{A|01} - \delta_B\delta_C\tau_{A|10} + \delta_B\delta_C\tau_{A|11} = \delta_B\delta_C\tau_{ABC}, \\ \tau_{\delta_{\times},AB} &- (P\tau_{0,+})_{AB} = \delta_C\tau_{ABC}.\end{aligned}$$

This verifies the result for $\tilde{\gamma}_A$ and $\tilde{\gamma}_{AB}$. The rest follows by symmetry. \square

S2.3. 2^K factorial experiment

Example 1 introduces the 2^K factorial design with K binary factors with $z_k \in \{0_k, 1_k\}$ for $k = 1, \dots, K$. As a special case of (8), regression

$$Y_i \sim 1 + \sum_{k=1}^K Z'_{k,i} + \sum_{1 \leq k \neq k' \leq K} Z'_{k,i} Z'_{k',i} + \dots + \prod_{k=1}^K Z'_{k,i},$$

where $Z'_{k,i} = \mathcal{I}(Z_{k,i} = 1_k) - \delta_k = Z_{k,i} - \delta_k$, yields $\hat{\gamma}_k$ and $\hat{\gamma}_{kk'}$ as the coefficients of $Z'_{k,i}$ and $Z'_{k,i} Z'_{k',i}$, respectively.

Let $z_{\bar{k}} = z_{\overline{\{k\}}} = (z_{k'})_{k' \neq k}$ and $z_{\overline{kk'}} = z_{\overline{\{k,k'\}}} = (z_j)_{j \neq k,k'}$ be the values of $z_{\bar{\mathcal{K}}}$ at $\mathcal{K} = \{k\}$ and $\{k, k'\}$, respectively; we abbreviate $\overline{\{k\}}$ as \bar{k} and $\overline{\{k, k'\}}$ as $\overline{kk'}$ in the subscripts when no confusion would arise. Let

$$\tau(1_k \mid z_{\bar{k}}) = \bar{Y}(1_k, z_{\bar{k}}) - \bar{Y}(0_k, z_{\bar{k}})$$

and

$$\tau(1_k, 1_{k'} \mid z_{\overline{kk'}}) = \bar{Y}(1_k, 1_{k'}, z_{\overline{kk'}}) - \bar{Y}(1_k, 0_{k'}, z_{\overline{kk'}}) - \bar{Y}(0_k, 1_{k'}, z_{\overline{kk'}}) + \bar{Y}(0_k, 0_{k'}, z_{\overline{kk'}})$$

be the conditional effect of factor k and its interaction with factor $k' \neq k$, respectively, and let $\hat{\tau}(1_k \mid z_{\bar{k}})$ and $\hat{\tau}(1_k, 1_{k'} \mid z_{\overline{kk'}})$ be their respective moment estimators. Corollary S2 is a special case of Theorem 1 and clarifies $\hat{\gamma}_k$ and $\hat{\gamma}_{kk'}$ as the moment estimators of the main effects and two-way interactions under weighting scheme δ_{\times} . The properties of the unsaturated variants follow from Theorems 3 and 4.

Corollary S2. Under the 2^K experiment,

$$\hat{\gamma}_k = \sum_{z_{\bar{k}}} \delta_{\times}(z_{\bar{k}}) \cdot \hat{\tau}(1_k \mid z_{\bar{k}}), \quad \hat{\gamma}_{kk'} = \sum_{z_{\overline{kk'}}} \delta_{\times}(z_{\overline{kk'}}) \cdot \hat{\tau}(1_k, 1_{k'} \mid z_{\overline{kk'}})$$

with $\delta_{\times}(z_{\mathcal{K}}) = \prod_{k \in \mathcal{K}} \delta_{\times}(z_k)$ where $\delta_{\times}(1_k) = \delta_k$ and $\delta_{\times}(0_k) = 1 - \delta_k$.

S2.4. $Q_A \times Q_B$ factorial experiment

Example 2 introduces the $Q_A \times Q_B$ factorial design with two factors of interest, $A \in \mathcal{F}_A = \{0, \dots, Q_A - 1\}$ and $B \in \mathcal{F}_B = \{0, \dots, Q_B - 1\}$, and a total of $Q = Q_A Q_B$ treatment combinations, $\mathcal{T} = \{(ab) : a \in \mathcal{F}_A; b \in \mathcal{F}_B\}$. As a special case of (8), regression

$$Y_i \sim 1 + \sum_{a^*=1}^{Q_A-1} \mathcal{I}_\delta(A_i = a^*) + \sum_{b^*=1}^{Q_B-1} \mathcal{I}_\delta(B_i = b^*) + \sum_{a^*=1}^{Q_A-1} \sum_{b^*=1}^{Q_B-1} \mathcal{I}_\delta(A_i = a^*) \mathcal{I}_\delta(B_i = b^*),$$

where $\mathcal{I}_\delta(A_i = a^*) = \mathcal{I}(A_i = a^*) - \delta_A(a^*)$ and $\mathcal{I}_\delta(B_i = b^*) = \mathcal{I}(B_i = b^*) - \delta_B(b^*)$, yields $\hat{\gamma}_{a^*}$, $\hat{\gamma}_{b^*}$, and $\hat{\gamma}_{a^*b^*}$ as the coefficients of $\mathcal{I}_\delta(A_i = a^*)$, $\mathcal{I}_\delta(B_i = b^*)$, and $\mathcal{I}_\delta(A_i = a^*) \mathcal{I}_\delta(B_i = b^*)$, respectively.

Let $\hat{\tau}(a^* | b)$, $\hat{\tau}(b^* | a)$, and $\hat{\tau}(a^*b^*)$ be the moment estimators of the conditional effects $\tau(a^* | b) = \bar{Y}(a^*b) - \bar{Y}(0b)$, $\tau(b^* | a) = \bar{Y}(ab^*) - \bar{Y}(a0)$, and $\tau(a^*b^*) = \bar{Y}(a^*b^*) - \bar{Y}(a^*0) - \bar{Y}(0b^*) + \bar{Y}(00)$, respectively. Let $\pi_A = \{\delta_A(a) : a = 0, \dots, Q_A - 1\}$ and $\pi_B = \{\delta_B(b) : b = 0, \dots, Q_B - 1\}$ be the weighting vectors induced by $\delta_A(a^*)$ and $\delta_B(b^*)$, with $\delta_A(0) = 1 - \sum_{a^*=1}^{Q_A-1} \delta_A(a^*)$ and $\delta_B(0) = 1 - \sum_{b^*=1}^{Q_B-1} \delta_B(b^*)$. Corollary S3 is a special case of Theorem 1 and shows $\hat{\gamma}_{a^*}$, $\hat{\gamma}_{b^*}$, and $\hat{\gamma}_{a^*b^*}$ as the moment estimators of $\tau_\pi(a^*)$, $\tau_\pi(b^*)$, and $\tau_\pi(a^*b^*)$ under weighting scheme $\pi = \{\pi_A, \pi_B\}$, respectively. The use of identical π_B and π_A for defining $\tau_\pi(a^*)$ and $\tau_\pi(b^*)$ over all non-baseline levels $a^* \in \mathcal{F}_A^*$ and $b^* \in \mathcal{F}_B^*$, respectively, further echos the discussion under Definition 5. The properties of the unsaturated variants follow from Theorems 3 and 4.

Corollary S3. Under the $Q_A \times Q_B$ experiment,

$$\hat{\gamma}_{a^*} = \sum_{b=0}^{Q_B-1} \delta_B(b) \cdot \hat{\tau}(a^* | b), \quad \hat{\gamma}_{b^*} = \sum_{a=0}^{Q_A-1} \delta_A(a) \cdot \hat{\tau}(b^* | a), \quad \hat{\gamma}_{a^*b^*} = \hat{\tau}(a^*b^*)$$

with $\delta_A(0) = 1 - \sum_{a^*=1}^{Q_A-1} \delta_A(a^*)$ and $\delta_B(b) = 1 - \sum_{b^*=1}^{Q_B-1} \delta_B(b^*)$.

S3. Additional numerical results

S3.1. Comment on the HC2 robust covariance

We begin with a comment on the HC2 correction of the robust covariance used in the numerical examples. Recall \hat{V} as the moment estimator of $\text{cov}(\hat{Y})$. Let \hat{V}_2 be the HC2 robust covariance from the treatment-based regression (S8). We show below that $\hat{V}_2 = \hat{V}$, extending Angrist & Pischke (2009, chapter 8)'s result on the treatment-control experiment and Lu (2016)'s result on the 2^K factorial experiment.

Recall $T = (t_1, \dots, t_N)^\top$ as the $N \times Q$ design matrix of (S8) with $(T^\top T)^{-1} = \text{diag}(N_z^{-1})$. Direct algebra shows the i th diagonal element of $T(T^\top T)^{-1}T^\top$ equals $t_i^\top \text{diag}(N_z^{-1})t_i = N_{Z_i}^{-1}$. This ensures

$$\hat{V}_2 = (T^\top T)^{-1} \left[\sum_{i=1}^N (1 - N_{Z_i}^{-1})^{-1} \{Y_i - \hat{Y}(Z_i)\}^2 t_i t_i^\top \right] (T^\top T)^{-1}$$

$$\begin{aligned}
&= \text{diag}(N_z^{-1}) \text{diag}\{N_z \hat{S}(z, z)\} \text{diag}(N_z^{-1}) \\
&= \text{diag}\{N_z^{-1} \hat{S}(z, z)\} \\
&= \hat{V}.
\end{aligned}$$

The result under the factor-based regression with the saturated model (8) follows from the invariance of HC2 correction to a non-degenerate linear transformation of the design matrix.

S3.2. More simulation

We illustrate in this section the utility of unsaturated models under the large- Q -small- N_z scenario. Depending on the size of the study population, the saturated specifications, either treatment-based or factor-based, may sometimes be unfeasible from the outset because of $N < Q$. This is beyond the regime of our theoretical analysis in the main text, so the numeric results complement our theory.

Assume a 2×3^4 factorial experiment with $Q = 2 \cdot 3^4 = 162$ treatment combinations arising from one binary factor, $A \in \{0, 1\}$, and four three-level factors, $B, C, D, E \in \{0, 1, 2\}$. We evaluate below the frequentist operating characteristics of models “m1,” “m2,” “m3,” and “ms” from Section 6 in the main text under two sample-size scenarios as extensions to the asymptotic regime under Condition 1: (i) $N < Q$ with one observation under each of a random set of N distinct treatment combinations; and (ii) $N > Q$ with a random number of two to four units under each treatment combination. Scenario (i) alludes to the setting of fractional factorial designs and defies the use of saturated specifications from the outset. Scenario (ii) guarantees at least $N = 300$ observations in total despite the small N_z under each individual combination, alluding to the large- Q asymptotics of substantial theoretical interest.

Inherit all settings from Section 6 in the main text with “m1” misspecified whereas “m2,” “m3,” and “ms” all correct. Figure S1 shows the differences between the regression estimators and true parameters for the nine main effects under Condition 2 over 1,000 replications. The patterns for the two-way interactions are similar and thus omitted.

The result under scenario (ii) accords with the theory and illustrates the utility of the factor-based models even when each N_z is small. The result under scenario (i), on the other hand, further highlights the issue of high variability with complex models like “m3” when not all treatment combinations are observed in the study population. Despite both being correctly specified, the more parimonious “m2” outperforms “m3” markedly in terms of both bias and variances.

Table S1 shows the coverage rates based on the robust covariances with and without the HC2 correction. The over-coverage by the biased “m1” is due to the over-estimation of the standard errors in the presence of biases. For the correctly specified “m2,” “m3,” and “ms,” the robust covariances tend to under-estimate the variances and thus result in under-coverage when the N_z ’s are small. Changing to the HC2 covariances or simply increasing the sample size fixes the problem.

A third scenario is when we have exactly one observation under each treatment combination. The point estimators from all four models coincide in this case due to the block orthogonality of

the full design matrix F under balanced designs; see Corollary S1. The saturated model, however, defies valid estimation of the standard errors and is thus incapable of the Wald-type inference.

S3.3. Application: hiring discrimination in the United States

Pedulla (2020) conducted a field experiment examining the hiring discrimination by race, gender, and parental status in the United States. A total of 3,081 job postings were sampled in the 20 largest Metropolitan Statistical Areas under six occupational categories with varying required education levels: administrative assistant, higher-skilled sales, and software developer that often require more education, and cook, customer service, and lower-skilled sales that often require less. A total of 12,324 resumes were then generated, varying along three key dimensions: “race” as signaled by African American or Caucasian sounding names, “gender” as signaled by male or female names, and “parental status” as signaled by listed hobbies that the applicants do with their children or listed volunteer participation in a local Parent Teacher Association. The outcome of interest is whether an applicant received a positive response from the employer. This defines a 2^3 factorial experiment with occupation as the stratifying covariate. We use the 2,188 observations under the software developer category to illustrate the utility of unsaturated models when there is high confidence of no three-way interactions.

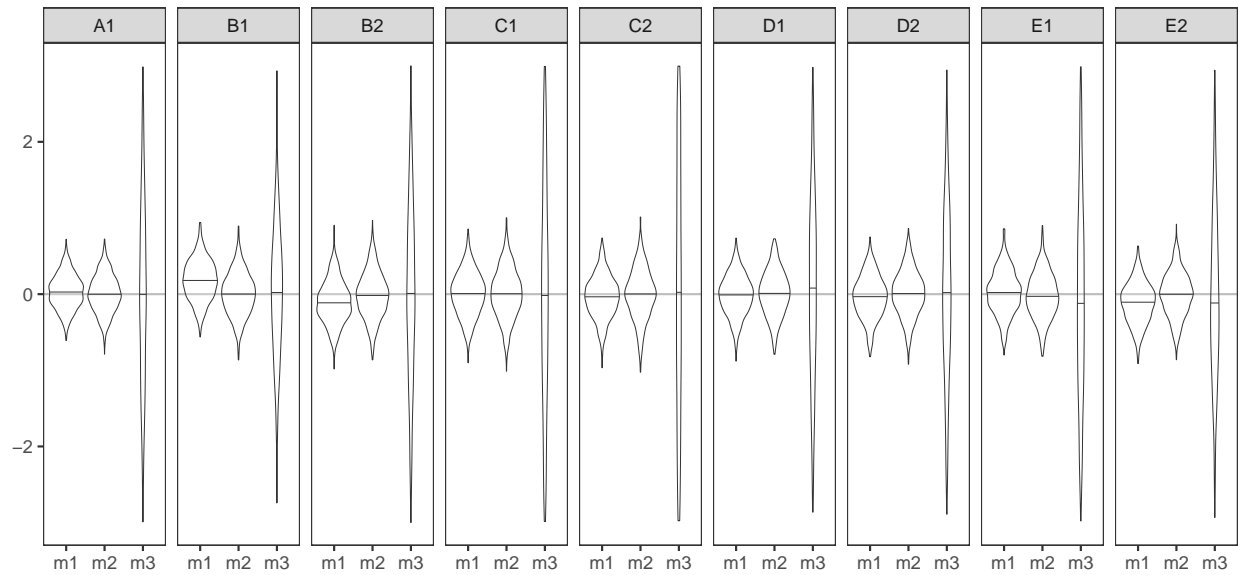
To this end, we consider nine regressions as a combination of three location-shift schemes, namely (i) $\delta_k(z_k^*) = 0$ corresponding to the baseline scheme, (ii) $\delta_k(z_k^*) = e_k$ corresponding to the empirical weighting scheme, and (iii) $\delta_k(z_k^*) = Q_k^{-1}$ corresponding to the equal weighting scheme, and three regression specification schemes, namely the saturated specification “ms,” the unsaturated specification with up to two-way interactions “m2,” and the unsaturated specification with only main effects, “m1.”

Table S2 summarizes the results. The three saturated regressions show consistent results of no evidence of two- or three-way interactions. Assume this affords a reasonable representation of the truth. All three specification schemes are thus correct, yielding unbiased point estimators. Compare across rows of different location-shift schemes. The identicalness of the three location-shift schemes under specification “m1” follows from the invariance of least squares to non-degenerate linear transformations. Compare across columns of different specification schemes. The results under the empirical and equal weighting schemes remain almost unchanged in terms of statistical significance. Those under the baseline weighting scheme, on the other hand, see a gradual increase in the negative effect of being an African American. The standard errors show a clear decreasing trend as the specifications become more parsimonious under the baseline and equal weighting schemes, illustrating the gain in efficiency with the simple models.

Overall, having an African American-sounding name significantly decreases the probability of getting a positive response for software developer jobs.

Figure S1: Violin plots of the differences between point estimators and the true parameters over 1,000 replications for the nine main effects under Condition 2. “k1” and “k2” indicate the main effects of factor k at non-baseline levels 1 and 2, respectively, for $k = A, B, C, D, E$.

(i) $N = 100$ with one unit under each of the 100 randomly selected treatment combinations.



(ii) $N = 486$ with a random number of two to four units under each treatment combination.

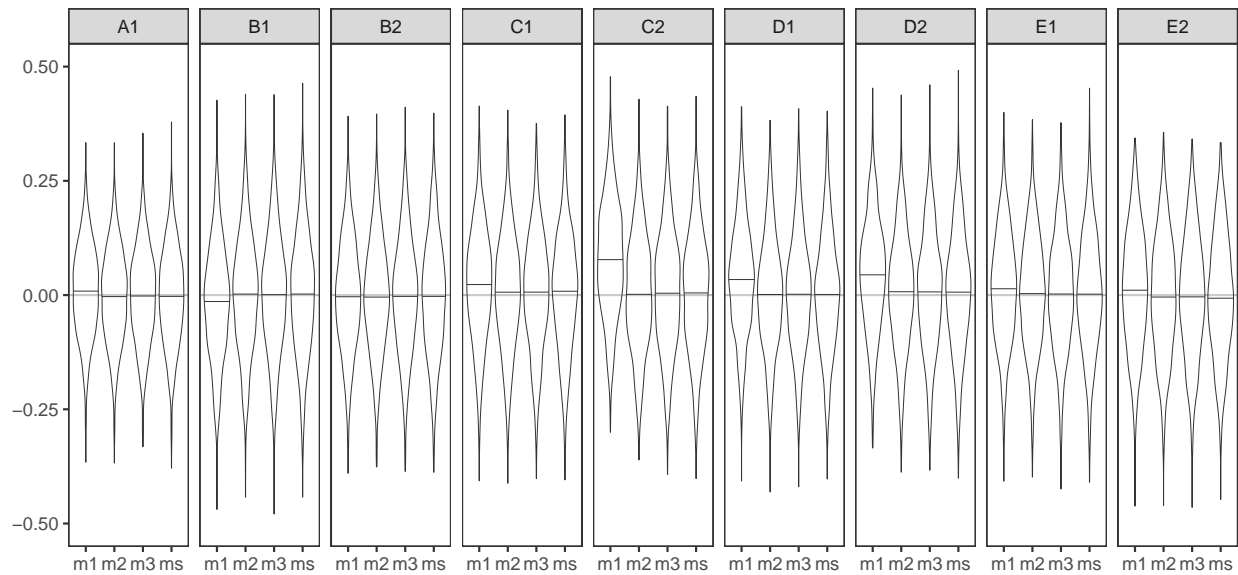


Table S1: Coverage rates for the nine main effects over 1,000 replications at 95% confidence level. The HC2 correction is not applicable to “m3” and “ms” since some leverage scores equal 1

Classical robust covariance										
N		A1	B1	B2	C1	C2	D1	D2	E1	E2
100	m1	0.981	0.946	0.965	0.982	0.984	0.983	0.973	0.979	0.952
	m2	0.860	0.862	0.832	0.843	0.846	0.851	0.854	0.860	0.856
	m3	0.176	0.182	0.172	0.191	0.208	0.181	0.201	0.205	0.195
	ms	0.000	0.000	0.000	0.000	0.000	0.000	0.000	0.000	0.000
486	m1	0.979	0.983	0.985	0.977	0.957	0.977	0.977	0.982	0.983
	m2	0.947	0.933	0.944	0.937	0.944	0.937	0.937	0.952	0.940
	m3	0.922	0.909	0.925	0.918	0.917	0.916	0.907	0.926	0.909
	ms	0.880	0.868	0.864	0.878	0.871	0.869	0.872	0.885	0.854
HC2 robust covariance										
		A1	B1	B2	C1	C2	D1	D2	E1	E2
100	m1	0.985	0.958	0.974	0.986	0.988	0.986	0.980	0.986	0.965
	m2	0.956	0.955	0.945	0.947	0.938	0.949	0.952	0.938	0.941
	m3	n.a.	n.a.	n.a.	n.a.	n.a.	n.a.	n.a.	n.a.	n.a.
	ms	n.a.	n.a.	n.a.	n.a.	n.a.	n.a.	n.a.	n.a.	n.a.
486	m1	0.980	0.985	0.988	0.977	0.959	0.979	0.979	0.984	0.985
	m2	0.958	0.952	0.954	0.950	0.952	0.953	0.948	0.959	0.948
	m3	0.958	0.952	0.957	0.952	0.950	0.949	0.948	0.951	0.953
	ms	0.955	0.942	0.952	0.955	0.946	0.950	0.944	0.951	0.951

Table S2: Stratified analysis of job postings for software developers. Let $\delta = \delta_k(z_k^*)$ indicate the location-shift schemes. (b, w, p) = (black, women, parent). “ms” = saturated model; “m2” = unsaturated model with main effects and two-way interactions; “m1” = unsaturated model with only main effects. Columns “est” report the point estimators, columns “s.e.” report the robust standard errors, and columns “p” report the p -values from large-sample approximations of the robust t -statistics with significance codes 0 ‘***’ 0.001 ‘**’ 0.01 ‘*’ 0.05 ‘.’ 0.1 ‘ ’ 1

		ms			m2			m1		
δ		est.	s.e.	p	est.	s.e.	p	est.	s.e.	p
0	b	-0.016	0.019	0.414	-0.018	0.015	0.24	-0.026	0.013	0.043 *
	w	0.018	0.02	0.375	0.016	0.015	0.296	0.004	0.013	0.741
	p	0.069	0.042	0.1	0.062	0.033	0.064 .	0.025	0.018	0.183
	b:w	-0.012	0.028	0.655	-0.008	0.021	0.715			
	b:p	-0.042	0.055	0.448	-0.027	0.031	0.376			
	w:p	-0.062	0.055	0.263	-0.048	0.032	0.129			
	b:w:p	0.029	0.074	0.692						
e_k	b	-0.026	0.013	0.041 *	-0.026	0.012	0.031 *	-0.026	0.013	0.043 *
	w	0.004	0.013	0.747	0.004	0.011	0.716	0.004	0.013	0.741
	p	0.025	0.018	0.179	0.024	0.02	0.225	0.025	0.018	0.183
	b:w	-0.008	0.026	0.771	-0.008	0.021	0.715			
	b:p	-0.027	0.037	0.461	-0.027	0.031	0.376			
	w:p	-0.047	0.037	0.199	-0.048	0.032	0.129			
	b:w:p	0.029	0.074	0.692						
1/2	b	-0.035	0.018	0.054 .	-0.035	0.018	0.056 .	-0.026	0.013	0.043 *
	w	-0.012	0.018	0.529	-0.012	0.018	0.5	0.004	0.013	0.741
	p	0.025	0.018	0.179	0.024	0.02	0.226	0.025	0.018	0.183
	b:w	0.002	0.037	0.953	-0.008	0.021	0.715			
	b:p	-0.027	0.037	0.46	-0.027	0.031	0.376			
	w:p	-0.047	0.037	0.201	-0.048	0.032	0.129			
	b:w:p	0.029	0.074	0.692						