

Transformers in Vision: A Survey

Salman Khan, Muzammal Naseer, Munawar Hayat, Syed Waqas Zamir,
Fahad Shahbaz Khan, and Mubarak Shah

Abstract—Astounding results from transformer models on natural language tasks have intrigued the vision community to study their application to computer vision problems. This has led to exciting progress on a number of tasks while requiring minimal inductive biases in the model design. This survey aims to provide a comprehensive overview of the transformer models in the computer vision discipline and assumes little to no prior background in the field. We start with an introduction to fundamental concepts behind the success of transformer models i.e., self-supervision and self-attention. Transformer architectures leverage *self-attention* mechanisms to encode long-range dependencies in the input domain which makes them highly expressive. Since they assume minimal prior knowledge about the structure of the problem, *self-supervision* using pretext tasks is applied to pre-train transformer models on large-scale (unlabelled) datasets. The learned representations are then fine-tuned on the downstream tasks, typically leading to excellent performance due to the generalization and expressivity of encoded features. We cover extensive applications of transformers in vision including popular recognition tasks (e.g., image classification, object detection, action recognition, and segmentation), generative modeling, multi-modal tasks (e.g., visual-question answering, visual reasoning, and visual grounding), video processing (e.g., activity recognition, video forecasting), low-level vision (e.g., image super-resolution, image enhancement, and colorization) and 3D analysis (e.g., point cloud classification and segmentation). We compare the respective advantages and limitations of popular techniques both in terms of architectural design and their experimental value. Finally, we provide an analysis on open research directions and possible future works. We hope this effort will ignite further interest in the community to solve current challenges towards the application of transformer models in computer vision.

Index Terms—Self-attention, transformers, bidirectional encoders, deep neural networks, convolutional networks, self-supervision.

1 INTRODUCTION

TRANSFORMER models [1] have recently demonstrated exemplary performance on a broad range of language tasks e.g., text classification, machine translation [2] and question answering. Among these models, the most popular ones include BERT (Bidirectional Encoder Representations from Transformers) [3], GPT (Generative Pre-trained Transformer) v1-3 [4], [5], [6], RoBERTa (Robustly Optimized BERT Pre-training) [7] and T5 (Text-to-Text Transfer Transformer) [8]. The profound impact of Transformer models has become more clear with their scalability to very large-scale models. As an example, the BERT-large [3] model with 340 million parameters was significantly outperformed by the latest GPT-3 [6] model with 175 billion parameters.

The breakthroughs from Transformer networks in Natural Language Processing (NLP) domain has sparked great interest in the computer vision community to adapt these models for vision and multi-modal learning tasks. As a result, Transformer models have been successfully used for image recognition [9], [10], object detection [11], [12],

segmentation [13], image super-resolution [14], video understanding [15], [16], image generation [17] and visual question answering [18], [19], among several other use cases [20], [21], [22], [23]. This survey aims to cover such recent and exciting efforts in the computer vision domain, providing a comprehensive reference to interested readers.

The main success factors for Transformers include (a) self-supervision and (b) self-attention. The *self-supervision* on large-scale datasets allows training complex models with no manual annotation cost, thereby learning generalizable representations that encode useful relationships between the entities present in a given dataset. This is an important feature since *self-attention* assumes minimal inductive biases compared to other forms of deep learning models such as, the convolutional and recurrent neural networks [24], [25], [26]. The self-attention layers consider the broad context in a given sequence by learning the relationships between the token set elements (e.g., words in language or patches in an image). In this survey, we first provide an introduction to these salient concepts used in Transformer networks and then elaborate on the specifics of recent vision transformers.

This paper provides a holistic overview of the transformer models developed for computer vision applications and systematic comparison between the recent competing approaches. Other literature reviews mainly focus on the NLP domain [27], [28] or cover generic attention-based approaches [27], [29]. By focusing on the newly emerging area of visual transformers, we comprehensively organize the recent approaches according to the intrinsic features of self-attention and the investigated task. Our work also elaborates on the design innovations proposed in recent works over the conventional transformer architecture [1].

- S. Khan, M. Naseer and F. S. Khan are with the MBZ University of Artificial Intelligence, Abu Dhabi, UAE.
E-mail: firstname.lastname@mbzuai.ac.ae
- M. Hayat is with the Faculty of IT, Monash University, Clayton VIC 3800, Australia.
- S. W. Zamir is with the Inception Institute of Artificial Intelligence, Abu Dhabi, UAE.
- S. Khan is also with the College of Engineering and Computer Science, Australian National University, Canberra ACT 0200, Australia.
- F. S. Khan is also with the Computer Vision Laboratory, Linköping University, Sweden.
- M. Shah is with the Center for Research in Computer Vision, University of Central Florida, Orlando, FL 32816, United States.

Manuscript received December, 2020.

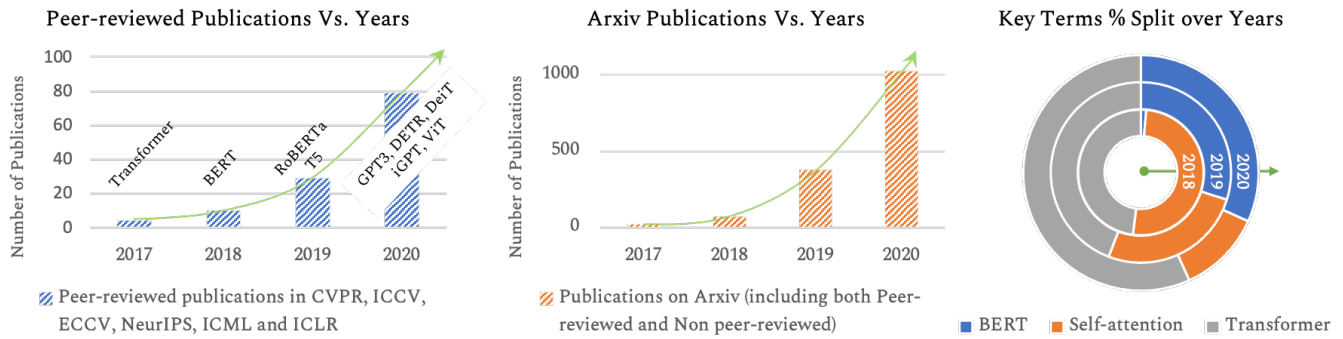


Fig. 1. Statistics on the number of times keywords such as BERT, Self-Attention, and Transformers appear in the titles of Peer-reviewed and arXiv papers over the past few years. The plots show consistent growth in recent literature. We cover this progress in the computer vision domain.

Towards the later part, this manuscript details the key practical advantages provided by different design choices in the literature. This survey finally details open research questions with an outlook towards the possible future work.

2 FOUNDATIONS

There exist two key ideas that have contributed towards the development of transformer models. (a) The first one is *self-supervision*, which is used to pre-train transformer models on a large unlabeled corpus, subsequently fine-tuning them to the target task with a small labeled dataset [3], [7], [30]. (b) The second key idea is that of *self-attention* which allows capturing ‘long-term’ information and dependencies between sequence elements as compared to conventional recurrent models that find it challenging to encode such relationships. Below, we provide a brief tutorial on these two ideas (Sec. 2.1, 2.2 and 2.3), along with a summary of seminal Transformer networks (Sec. 2.4 and 2.5) where these ideas have been applied. This background will help us better understand the forthcoming Transformer based models used in the computer vision domain (Sec. 3).

2.1 Self-supervision

Self-supervised learning (SSL) is the core concept used alongside the transformer models to learn from large-scale unlabelled datasets. An extensive survey on SSL can be found in [31], [32]. As nicely summarized by Y. LeCun [33], the basic idea of SSL is to *fill in the blanks*, i.e., try to predict the occluded data in images, future or past frames in temporal video sequences or predict a pretext task *e.g.*, the amount of rotation applied to inputs, the permutation applied to image patches or the color of a grayscale image. Another effective way to impose self-supervised constraints is via contrastive learning. In this case, nuisance transformations are used to create two types of modified versions of the same image i.e., without changing the underlying class semantics (*e.g.*, image stylizing, cropping) and with semantic changes (*e.g.*, replacing an object with another in the same scene, or changing the class with minor adversarial changes to the image). Subsequently, the model is trained to be invariant to the nuisance transformations and emphasize on modeling minor changes that can alter semantic labels.

Self-supervised learning provides a promising learning paradigm since it enables learning from a vast amount of readily available non-annotated data. SSL is performed in two stages: *first*, a model is trained to learn a meaningful representation of the underlying data by solving a pretext task. The pseudo-labels for the pretext task are automatically generated (without requiring any expensive manual annotations) based on data attributes and task definition. In the *second* stage, the first-stage trained model is fine-tuned on a downstream task using the labeled data. Examples of downstream tasks include image classification [34], object detection [11] and action recognition [16].

At the core of SSL is the pretext task definition. We can therefore broadly categorize existing SSL methods based upon their pretext tasks into *generative* approaches which synthesize images or videos, *context-based* methods which exploit the relationships between image patches or video frames, and *cross-modal* methods which leverage from multiple data modalities. Examples of *generative* approaches include conditional generation tasks such as image colorization [35] (model is trained on RGB images, where inputs are grey-scale and the model outputs their RGB counterparts), image super-resolution [36], image in-painting [37], and GANs based methods [38], [39]. The *context-based* pretext methods solve problems such as a jigsaw puzzle [40], [41], [42] on image patches, predict geometric transformation such as rotation [34], [43], or verify temporal sequence of video frames [44], [45], [46]. Cross-modal pretext methods verify the correspondence of two input modalities *e.g.*, audio & video [47], [48] and RGB & flow [49].

2.2 Self-Attention

The self-attention mechanism is an integral component of transformers, which explicitly models the interactions between all entities of a sequence for structured prediction tasks. Basically, a self-attention layer updates each component of a sequence by aggregating global information from the complete input sequence.

Lets denote a sequence of n entities (x_1, x_2, \dots, x_n) by $\mathbf{X} \in \mathbb{R}^{n \times d}$, where d is the embedding dimension to represent each entity. The goal of self-attention is to capture the interaction amongst all n entities by encoding each entity in terms of the global contextual information. This is done by defining three learnable weight matrices to transform

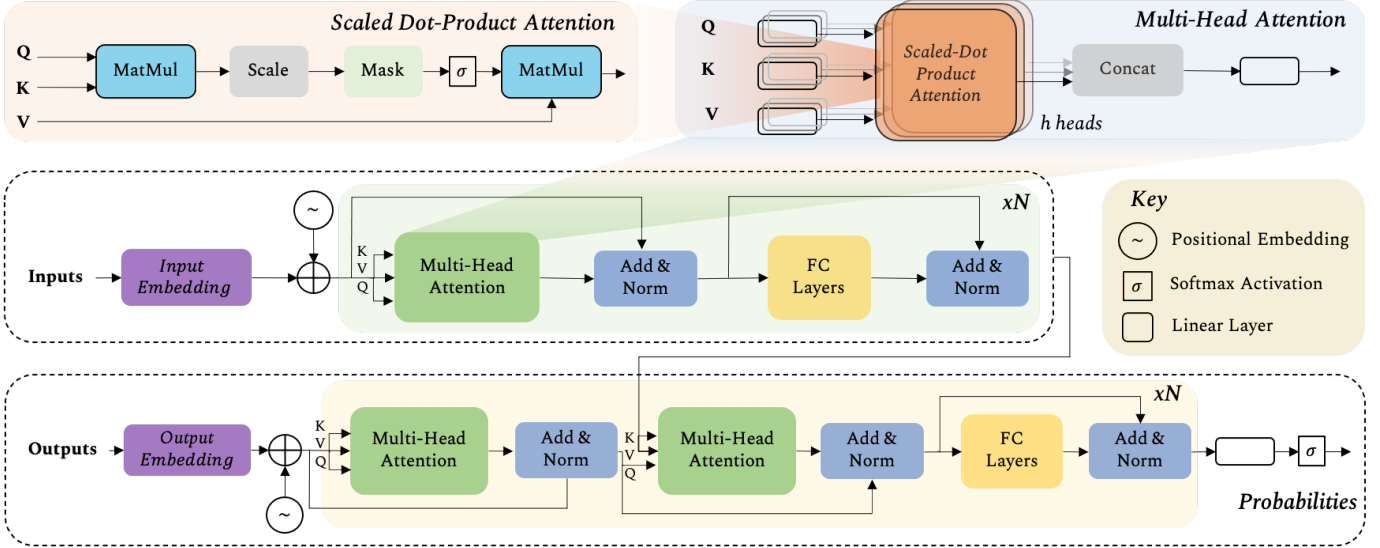


Fig. 2. Architecture of the Transformer Model [1].

Queries ($\mathbf{W}^Q \in \mathbb{R}^{n \times d_q}$), Keys ($\mathbf{W}^K \in \mathbb{R}^{n \times d_k}$) and Values ($\mathbf{W}^V \in \mathbb{R}^{n \times d_v}$). The input sequence \mathbf{X} is first projected onto these weight matrices to get $\mathbf{Q} = \mathbf{X}\mathbf{W}^Q$, $\mathbf{K} = \mathbf{X}\mathbf{W}^K$ and $\mathbf{V} = \mathbf{X}\mathbf{W}^V$. The output $\mathbf{Z} \in \mathbb{R}^{n \times d_v}$ of the self attention layer is then given by,

$$\mathbf{Z} = \text{softmax} \left(\frac{\mathbf{Q}\mathbf{K}^T}{\sqrt{d_q}} \right) \mathbf{V}.$$

For a given entity in the sequence, the self-attention basically computes the dot-product of the query with all keys, which is then normalized using softmax operator to get the attention scores. Each entity then becomes the weighted sum of all entities in the sequence, where weights are given by the attention scores.

Masked Self-Attention: The standard self-attention layer attends to all entities. For the Transformer model [1] which is trained to predict the next entity of the sequence, the self-attention blocks used in the decoder are masked to prevent attending to the subsequent future entities. This is simply done by an element-wise multiplication operation with a mask $\mathbf{M} \in \mathbb{R}^{n \times n}$, where \mathbf{M} is an upper-triangular matrix. The masked self-attention is defined by,

$$\text{softmax} \left(\frac{\mathbf{Q}\mathbf{K}^T}{\sqrt{d_q}} \circ \mathbf{M} \right),$$

where \circ denotes Hadamard product. Basically, while predicting an entity in the sequence, the attention scores of the future entities are set to zero in masked self-attention.

2.3 Multi-Head Attention

In order to encapsulate multiple complex relationships amongst different positions in the sequence, the multi-head attention comprises multiple self-attention blocks (8 in the original Transformer model [1]). Each block has its own set of learnable weight matrices $\{\mathbf{W}^{Q_i}, \mathbf{W}^{K_i}, \mathbf{W}^{V_i}\}$, where $i = 0 \dots 7$. For input \mathbf{X} , the output of the 8 self-attention blocks in multi-head attention is then concatenated into a

single matrix $[\mathbf{Z}_0, \mathbf{Z}_1, \dots, \mathbf{Z}_7] \in \mathbb{R}^{n \times 8d_v}$ and projected onto a weight matrix $\mathbf{W} \in \mathbb{R}^{8d_v \times d}$ (see Fig. 2).

The main difference of self-attention with convolution operation is that the weights are dynamically calculated instead of static weights (that stay the same for any input) as in the case of convolution. Further, self-attention is invariant to permutations and changes in the number of input points. As a result, it can easily operate on irregular inputs as opposed to standard convolution that requires grid structure.

2.4 Transformer Model

The architecture of the transformer model proposed in [1] is shown in Fig. 2. It has an encoder-decoder structure. The encoder consists of six identical layers, with each layer having two sub-layers: a multi-head self-attention block, and a simple position-wise fully connected feed-forward network. Residual connections [50] alongside layer normalization [51] are employed after each layer as in Fig. 2. Note that, different from regular convolutional networks where feature aggregation and feature transformation are simultaneously performed (e.g., with a convolution layer followed by a non-linearity), these two steps are decoupled in the Transformer model i.e., self-attention layer only performs aggregation while the feed-forward layer performs transformation. Similar to the encoder, the decoder in the Transformer model comprises six identical layers. Each decoder layer has three sub-layers, first two (multi-head self-attention, and feed-forward) are similar to the encoder, while the third sub-layer performs multi-head attention on the outputs of the corresponding encoder layer, as shown in Fig. 2.

The original Transformer model in [1] was trained for the Machine Translation task. The input to the encoder is a sequence of words (sentence) in one language. **Positional encodings** are added to the input sequence to capture the relative position of each word in the sequence. Positional encodings have the same dimensions as the input $d = 512$, and can be learned or pre-defined e.g., by sine or cosine functions. Being an auto-regressive model, the decoder of the Transformer [1] uses previous predictions to output the

next word in the sequence. The decoder, therefore, takes inputs from the encoder as well as the previous outputs to predict the next word of the sentence in the translated language. To facilitate residual connections the output dimensions of all layers are kept the same i.e., $d = 512$. The dimensions of query, key and value weight matrices in multi-head attention are set to $d_q = 64, d_k = 64, d_v = 64$.

2.5 Bidirectional Representations

The training strategy of the original Transformer model [1] could only attend to the context on the left of a given word in the sentence. This is limiting, since for most language tasks, contextual information from both left and right sides is important. Bidirectional Encoder Representations from Transformers (BERT) [3] proposed to jointly encode the right and left context in a sentence, to learn feature representation for textual data in an unsupervised manner. To enable bidirectional training, [3] basically introduced two pretext tasks: *Masked Language Model* and *Next Sentence Prediction*. The model pre-trained on these pretext tasks in an unsupervised manner was then fine-tuned for the downstream task. For this purpose, task-specific additional output module is appended to the pre-trained model, and the full model is fine-tuned end-to-end.

The network architecture of the base BERT [3] model is based upon the original Transformer model in [1] and is similar to GPT [4]. The core contribution of BERT [3] is the pretext task definition, which enables bidirectional feature encoding in an unsupervised manner. To this end, BERT [3] proposed two strategies: **(1) Masked Language Model (MLM)** - A fixed percentage (15%) of words in a sentence are randomly masked and the model is trained to predict these masked words using cross-entropy loss. In predicting the masked words, the model learns to incorporate the bidirectional context. **(2) Next Sentence Prediction (NSP)** - Given a pair of sentences, the model predicts a binary label i.e., whether the pair is valid from the original document or not. The training data for this can easily be generated from any monolingual text corpus. A pair of sentences A and B is formed, such that B is the actual sentence (next to A) 50% of the time, and B is a random sentence for other 50% of the time. NSP enables the model to capture sentence-to-sentence relationships which are crucial in many language modeling tasks such as Question Answering and Natural Language Inference (NLI).

3 TRANSFORMERS & SELF-ATTENTION IN VISION

We provide an overview of main themes followed in Transformers designed for vision applications in Fig. 3. Existing frameworks generally apply global or local attention, leverage CNN representations or utilize matrix factorization to enhance design efficiency and use vectorized attention models. We explain these research directions below in the form of task-specific groups of approaches.

3.1 Transformers for Image Recognition

Convolution operation is the work-horse of the conventional deep neural networks used in computer vision and it brought breakthroughs such as solving complex image

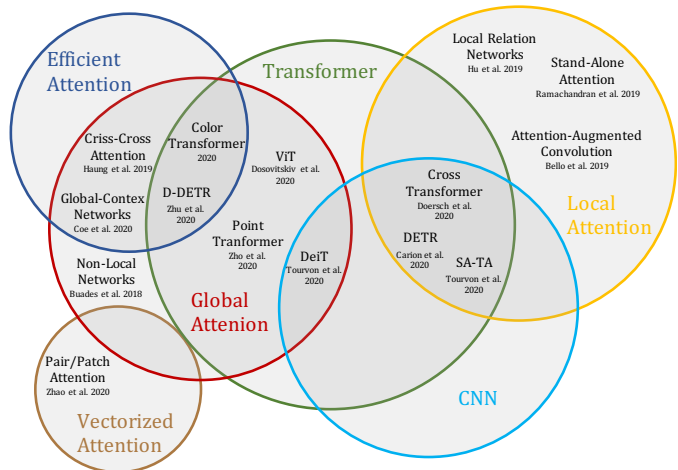


Fig. 3. A taxonomy of self-attention design space.

recognition tasks on high dimensional datasets like ImageNet [52]. However, convolution also comes with its shortcomings *e.g.*, it operates on a fixed-sized window thus unable to capture long-range dependencies such as arbitrary relations between pixels in both spatial and time domains in a given video. Furthermore, convolution filter weights remain fixed after training so the operation cannot adapt dynamically to any variation to the input. In this section, we review methods that alleviate the above-mentioned issues in conventional deep neural networks by using Self-attention operations and Transformer networks (a specific form of self-attention). There are two main design approaches to self-attention. **(a) Global self-attention** which is not restricted by the size of input features *e.g.*, [53] introduces a layer inspired from non-local means that applies attention to the whole feature map while [54] reduces the computational complexity of non-local operation [53] by designing sparse attention maps. **(b) Local self-attention** tries to model relation within a given neighborhood *e.g.*, [55] proposed to restrict the attention within a specific window around a given pixel position to reduce the computational overhead. Similarly, [53] further improved local self-attention such that it can dynamically adapt its weight aggregation to variations in the input data/features.

Recently, global self-attention has been successfully applied by using NLP Transformer encoder directly on image patches [9], removing the need for handcrafted network design. Transformer is data-hungry in nature *e.g.*, a large-scale dataset like ImageNet is not enough to train vision transformer from scratch so [10] proposes to distill knowledge from a CNN teacher to a student vision transformer which allowed Transformer training on only ImageNet without any additional data. Here, we describe key insights from different methods based on local/global self-attention including Transformers specifically designed to solve the image recognition task.

3.1.1 Non-local Neural Networks

This approach is inspired by non-local means operation [56] which was mainly designed for image denoising. This operation modifies a given pixel in a patch with a weighted sum of other pixel values in an image. However, instead

of considering a fixed-sized window around a pixel, it selects distant pixels to contribute to the filter response based on the similarity between the patches. By design, the non-local operation models long-range dependencies in the image space. Motivated by this, Wang *et al.* [57] proposed a differentiable non-local operation for deep neural networks to capture long-range dependencies both in space and time in a feed-forward fashion. Given a feature map, their proposed operator [57] computes the response at a position as a weighted sum of the features at all positions in the feature map. This way, the non-local operation is able to capture interactions between any two positions in the feature map regardless of the distance between them. Videos classification is an example of a task where long-range interactions between pixels exist both in space and time. Equipped with the capability to model long-range interactions, [57] demonstrated the superiority of non-local deep neural networks for more accurate video classification on Kinetics dataset [58].

3.1.2 Criss-cross Attention

Although the self-attention mechanism allows us to model full-image contextual information, it is both memory and compute intensive procedure. As shown in Fig. 4(a), in order to encode global context for a given pixel location, non-local block [57] computes a *dense* attention map (in green). The non-local block [57] has a high complexity of $\mathcal{O}(N^2)$, where N denotes the number of input feature maps. To reduce this computational burden, Huang *et al.* [54] propose the criss-cross attention module that for each pixel position generates a *sparse* attention map only on the criss-cross path, as illustrated in Fig. 4(b). Further, by applying criss-cross attention recurrently, each pixel position can capture context from all other pixels. Compared to non-local block, the criss-cross uses $11\times$ lesser GPU memory, and has a complexity of $\mathcal{O}(2\sqrt{N})$. State-of-the-art results are reported [54] for the semantic and instance segmentation tasks on several benchmark datasets including Cityscapes [59], ADE20K [60], COCO [61], LIP [62] and CamVid [63].

3.1.3 Stand-alone Self-Attention

As discussed above, convolutional layers possess translation equivariance but can not scale with a large receptive field, therefore can not capture long-range interactions [55]. On the other hand, global attention [1] which attend to all spatial locations of the input can be computationally intensive and is preferred on down-sampled small images, image patches [9] or augmenting the convolutional features space [64]. Ramachandran *et al.* [55] proposed to replace convolutional layers in deep neural networks with a local self-attention layer which can be applied to small or large inputs without increasing the computational cost. At a basic level, the proposed self-attention layer [55] considers all pixel positions in a specific window size around a given pixel, compute queries, keys and value vectors for these pixels, and then aggregates the spatial information within this window. The value vectors are aggregated after projecting the softmax score of queries and keys. This process is repeated for all given pixels and the response is concatenated to produce the output pixel. ResNet models with local self-attention layer can solve ImageNet and COCO object

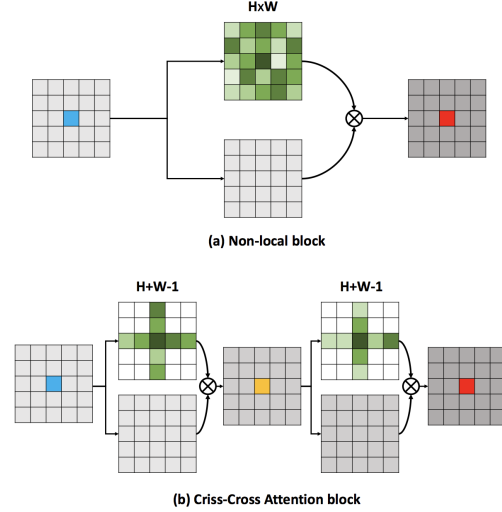


Fig. 4. The figure compares two different self-attention approaches. (a) Non-local block [57], and (b) Criss-cross attention module [54]. Image is from [54].

detection with fewer parameters as compared to ResNet models based on convolutional layers [55].

3.1.4 Local Relation Networks

Another shortcoming of the convolutional operator comes from the fact that after training, it applies fixed weights regardless of any changes to the visual input. Hu *et al.* [53] proposed to adaptively compose pixels in a local window. They introduced a new differentiable layer (Fig. 5) that adapts its weight aggregation based on the compositional relations (similarity) between pixels/features within a local window. Such adaptive weight aggregation introduces geometric priors into the network which are important for the recognition tasks [53]. Convolution is considered to be a top-down operator as it remains fixed across positions while a non-local operation such as introduced in [56] is a bottom-up method as it aggregates input features over the full image. The local relation layer belongs to the category of bottom-up methods but it is restricted to a fixed window size *e.g.* 7×7 neighborhood.

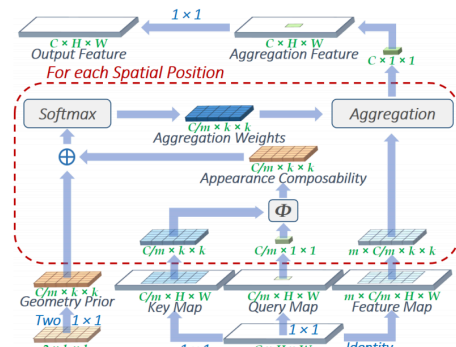


Fig. 5. Local Relation Layer. It adapts weights based on the relationships between features in a local window. Image is from [53].

3.1.5 Attention Augmented Convolutional Networks

Bello *et al.* [64] explore the possibility of employing self-attention as an alternative to convolutional operators. They propose to use the relative position encoding [65] in two dimensions to develop a new self-attention mechanism that maintains translation equivariance, which is a desirable property for handling images. Although this self-attention provides competitive results as a stand-alone computational primitive, the best performance is obtained when used in combination with the convolutional operations. Extensive experiments show that attention augmentation leads to systematic performance improvements in image classification and object detection for a variety of existing architectures.

3.1.6 Vectorized Self-Attention

Zhao *et al.* [72] note that a traditional convolution operator performs feature aggregation and transformation jointly (by applying a filter and then passing it through a non-linearity). In contrast, they propose to perform feature aggregation separately with self-attention followed by transformation using an element-wise perceptron layer. To this end, they propose two alternate strategies for feature aggregation: (a) pairwise self-attention and (b) patch-wise self-attention. The pairwise self-attention is permutation and cardinality invariant operation, while the patch-wise self-attention does not have such invariance properties (similar to the convolution operator).

Both pairwise and patch-wise self-attentions are implemented as a *vector* attention [72] that learns weights for both the spatial and channel dimensions. This provides an alternate approach for attention that is conventionally performed using scalar weights (by taking a dot-product). The pairwise self-attention is a set operator that computes a *vector attention* keeping in view the relationships of a particular feature with its neighbors in a given local neighborhood. In contrast, patch-wise self-attention is a generalization of the convolution operator (not a set operator) and looks at all the feature vectors in the local neighbourhood when deriving the attention vectors. Authors show that with considerably fewer parameters, self-attention networks (SAN) can beat comparable baselines from ResNet family on the ImageNet dataset. One key property of their approach is its robustness against adversarial perturbations [73], [74] and generalization to unseen transformations in the data. This behaviour is due to the dynamic nature of attention that makes it difficult for the adversary to calculate useful fooling directions.

3.1.7 Vision Transformer

Vision Transformer (ViT) [9] is the first work to showcase how transformers can ‘altogether’ replace standard convolutions in deep neural networks on large-scale computer vision datasets. They applied the original transformer model (with minimal changes compared to the version used for NLP tasks) on a sequence of image ‘patches’. The transformer model was pre-trained on a large proprietary dataset of images collected by Google and later fine-tuned to downstream recognition benchmarks *e.g.*, ImageNet. This is an important step since pre-training on a medium-range dataset would not give state-of-the-art results with a ViT. This is because the CNNs encode prior knowledge about

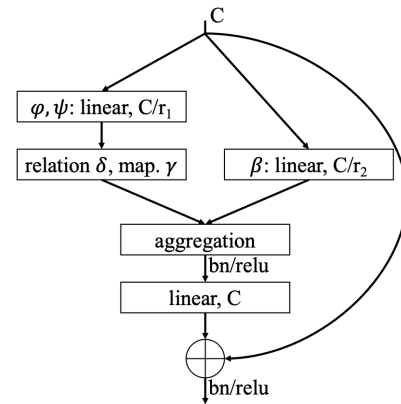


Fig. 6. Vectorized self-attention block in SAN. The vector-based self-attention can be implemented as a pairwise or a patch-wise operation. C denote the channel dimension, the left branch calculates the attention weights $\alpha = \gamma(\delta(\mathbf{x}))$ while the right branch transforms features using a linear mapping β . r_1 and r_2 denote the factors by which both branches reduce channel dimension for efficient processing. Image is from [72].

the image domain (inductive biases *e.g.*, translation equivariance) that reduces the need of data as compared to transformers which must discover such knowledge rules from very large-scale datasets. To this end, a 300 million image JFT dataset [75] was used for pre-training that helped boost the performance to the level of state of the art CNN models. Notably, compared to the iGPT [17] model that also applied transformers to full-sized images but performs training as a generative task, ViT pre-trains the model with a supervised classification task (although a self-supervision variant is also explored which results in a less performance).

The main architecture of the model (Fig. 7) is very similar to language transformers. Instead of a 1D sequence of language embeddings, 2D images patches are flattened in a vector form and fed to the transformer as a sequence. These vectorized patches are then projected to a patch embedding using a linear layer and position embedding is attached with it to encode location information. Importantly, a [cls] token (stands for classification) is appended at the beginning of the input to the transformer. The output representation corresponding to the first position is then used as the global image representation for the image classification task.

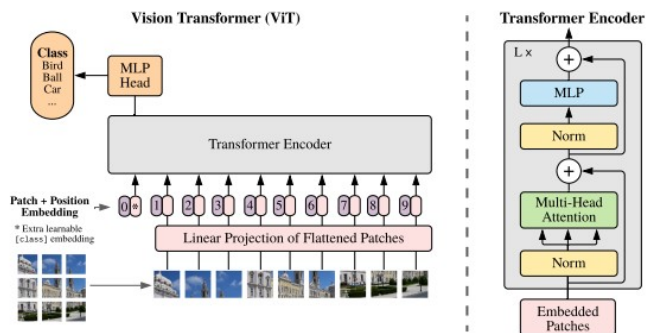


Fig. 7. An overview of vision transformer. The architecture resembles transformers used in NLP domain and the image patches are simply fed to the model after flattening. After training, the feature obtained from the first position is used for classification. Image obtained from [9].

Task	Input Data Type	Label Type	Method	Design Highlights (focus on differences with the standard form)	Loss
Image Classification	2D Image	Class labels	ViT [9]	Directly adopted NLP Transformer Encoder for images, Mechanism to linearly embed image patches with positional embedding suitable for the Encoder.	Cross-entropy
Image Classification	2D Image	Class labels, Soft CNN output labels	DeiT [10]	Transformer as a student while CNN as a teacher, Distillation tokens to produce estimated labels from teacher, Attention between class and distillation tokens.	Cross-entropy, Distillation loss based on KL-divergence
Object Detection	2D Image	Class labels & Bounding Boxes	DETR [11]	Linear projection layer to reduce CNN feature dimension, Spatial positional embedding added to each multi-head self-attention layer of both encoder and decoder. Object queries (output positional encoding) added to each multi-head self-attention layer of decoder.	Hungarian loss based on bipartite matching between predicted and ground truths
Object Detection	2D Image	Class labels & Bounding Boxes	D-DETR [12]	Deformable Transformer consists of deformable attention layers to introduce sparse priors in Transformers, Multi-scale attention module.	Hungarian loss
Low Shot Learning	2D Image	Pretraining without labels and few-shot learning with Class labels	CT [22]	Self-supervised pretraining, Query-aligned class prototypes that provide spatial correspondence between the support-set images and query image.	Normalized Cross-entropy
Image Colorization	2D Image	2D Image	ColTran [21]	Conditional Row/column multi-head attention layers, Progressive multi-scale colorization scheme.	Negative log-likelihood of the images
Action Recognition	Skeleton	Action Classes	ST-TR [66]	Spatial and Temporal self-attention to operates on graph data such as joints in skeletons.	Cross-entropy
Super-resolution	2D Image	2D Image	TTSR [14]	Texture enhancing Transformer module, Relevance embeddings to compute the relevance between the low-resolution and reference image.	Reconstruction loss, Perceptual loss defined on pretrained VGG19 features
Multi-Model Learning	2D Images	Captions, Class labels, Object tags	Oscar [67]	Transformer layer to jointly process triplet representation of image-text [words, tags, features], Masked tokens to represent text data.	Negative log-likelihood of masked tokens, Contrastive binary cross-entropy
3D Classification/Segmentation	CAD models, 3D object part segmentation	Object and shape categories	PT [68]	Point Transformer block, Transition down block to reduce cardinality of the point set, Transition up for dense prediction tasks.	Cross-entropy
3D Mesh Reconstruction	2D Image	3D Mesh + Human Pose	METRO [69]	Progressive dimensionality reduction across Transformer layers, Positional Encoding with 3D joint and 3D vertex coordinates, Masked vertex/joint modeling.	L_1 loss on mesh vertices and joints in 3D and 2D projection.
Vision and Language Navigation	Instruction text + RGBD panorama + Topological Environment Map	Navigation Plan	Chen <i>et al.</i> [70]	Uni-modal encoders on language and map inputs followed by a cross-modal transformer, Trajectory position encodings in the map encoder.	Cross-entropy over nodes and [stop] action
Referring Image Segmentation	2D Image + Language expression	Segmentation mask	CMSA [13]	Multimodal feature, Cross-modal self-attention on multiple levels and their fusion using learned gates.	Binary cross-entropy loss
Video Classification	Audio-Visual	Activity labels	Lee <i>et al.</i> [71]	Operates on real-valued audio-visual signals instead of tokens, Contrastive learning for pre-training, End-to-end multimodal transformer learning.	Contrastive InfoNCE loss and Binary cross-entropy

TABLE 1

A summary of key design choices adopted in different variants of transformers for a representative set of computer vision applications. The main changes relate to specific loss function choices, architectural modifications, different position embeddings and variations in input data modalities.

3.1.8 Data-efficient Image Transformers

The data-efficient image transformer (DeiT) [10] is the first result in large-scale image classification, without utilizing any external large-scale dataset (e.g., JFT in [9]), which demonstrates the potential of transformers compared to carefully tuned CNN designs. Since the transformer architecture does not assume prior knowledge about the image structure as opposed to CNN design, it typically leads to longer training times, and larger datasets are required to train Transformer models. However, DeiT demonstrates how transformers can be learned on mid-sized datasets (e.g., 1.2 million examples compared to hundreds of millions used in ViT [9]) in relatively shorter training episodes. Besides using augmentation and regularization procedures common in CNNs, the main contribution is a novel native distillation approach for transformers.

The distillation process [76] uses a CNN as a teacher model (RegNetY-16GF [77]) whose outputs are used to train the transformer model. The outputs from the CNN aids the transformer in efficiently figuring out useful representations for input images. A distillation token is appended with the input patch embeddings and the class token. The self-attention layers operate on these tokens to learn their interdependencies and output the learned class, patch, and distillation tokens. The network is trained with a cross-entropy loss defined on the output class token and a distillation loss to match the distillation token with the teacher output. Both *soft* and *hard* label choices were explored for distillation, where the hard distillation was found to perform better. Interestingly, the learned class and distillation tokens do not exhibit a high correlation indicating their complementary nature. The learned representations compare favorably well against top-performing CNN architectures such as EfficientNet [78] and also generalize well for a number of downstream recognition tasks.

3.2 Transformers for Object Detection

Similar to image classification, transformer models are applied to a set of image features obtained from a backbone CNN model to predict precise object bounding boxes and their corresponding class labels. Below, the first approach [11] attacks the detection problem for the first time using transformer networks and the second approach [12] mainly extends [11] to a multi-scale architecture and focuses on improving computational efficiency.

3.2.1 Detection Transformer - DETR

DETR [11] treats object detection as a set prediction problem using transformer models and a set loss function. The first contribution (the transformer model) enables the prediction of a set of objects (in a single go) and allows modeling their relationships. The second contribution (the set loss) allows bipartite matching between predictions and ground-truth boxes. The main advantage of DETR is that it removes the dependence on hand-crafted modules and operations, such as the RPN (region proposal network) and NMS (non-maximal suppression) commonly used in object detection [79], [80], [81], [82], [83]. In this manner, the dependence on prior knowledge and careful engineering design is relaxed for complex structured tasks like object detection.

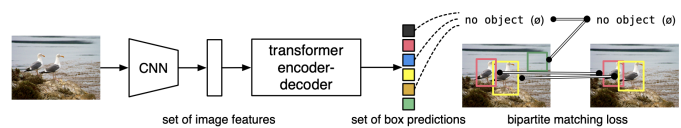


Fig. 8. An overview of Detection Transformer (DETR) [11]. DETR treats the object detection task as a set prediction problem and uses the transformer network to encode relationships between set elements. Its simple design with minimal problem-specific modifications can beat a carefully built and popular Faster R-CNN model. Image from [11].

Given spatial feature maps from the CNN backbone, the encoder first flattens the spatial dimensions into a single dimension, as illustrated in Fig. 8. This gives a sequence of features $d \times n$, where d is the feature dimension and $n = h \times w$ with h, w being the height and width of the spatial feature maps. These features are then encoded and decoded using multi-head self-attention modules as proposed in [1]. The main difference in the decoding stage is that all boxes are predicted in parallel while [1] uses an RNN to predict sequence elements one by one. Since the encoder and decoder are permutation invariant, positional encodings are used as object queries to generate different boxes. DETR obtains performance comparable to the popular Faster R-CNN model [79] which is an impressive feat given its simple design.

3.2.2 Deformable - DETR

The above-mentioned DETR [11] successfully combines convolutional networks with Transformers [1] to remove hand-crafted design requirements and achieves an end-to-end trainable object detection pipeline. However, it struggles to detect small objects and suffers from slow convergence and a relatively high computational cost [12]. DETR maps images to features space before using the Transformer for the relation modeling. Thus, the computational cost of self-attention grows quadratically with the spatial size of the feature map i.e., $\mathcal{O}(H^2W^2C)$, where H and W represent the height and width of the feature map. This inherently puts a limitation on the use of multi-scale hierarchical features [84] in DETR training framework which is ultimately important to detect small objects. Furthermore, at the beginning of training, the attention module simply projects uniform attention to all the locations of the feature map and requires a large number of training epochs to tune attention weights to converge to meaningfully sparse locations. This approach contributes to a slow convergence rate of DETR. To mitigate the above-mentioned issues, [12] proposed a deformable attention module to process the feature maps. Inspired from deformable convolutions [85], deformable attention module [12] only attends to sparse set of elements from the whole feature map regardless of its spatial size. This further allows cross-scale aggregation of feature maps with the help of multi-scale attention modules without increasing the computational cost significantly. Deformable DETR not only performs better but its training time also remains $10 \times$ lower than the original DETR model [12].

3.3 Transformers for Segmentation

A dense prediction task like image segmentation into semantic labels and object instances requires modeling rich

interactions between pixels. Here, we explain an axial self-attention operation [86] that seeks to reduce the complexity of self-attention and a cross-modal approach [13] that can segment regions corresponding to a given language expression.

3.3.1 Axial-attention for Panoptic Segmentation

Panoptic segmentation [87] aims at jointly solving the otherwise distinct tasks of semantic segmentation and instance segmentation by assigning each pixel of the image a semantic label and an instance id. Global context can provide useful cues to deal with such a complex visual understanding task. Self-attention is effective at modeling long-range contextual information, albeit applying it to large inputs for a dense prediction task like panoptic segmentation is prohibitively expensive. A naive solution is to apply self-attention either to downsampled inputs or to limited regions around each pixel [55]. Even after introducing these constraints, the self-attention still has quadratic complexity and sacrifices the global context, respectively.

To mitigate the aforementioned issues, Wang *et al.* [86] propose the position-sensitive axial-attention where the 2D self-attention mechanism is reformulated as two 1D axial-attention layers that are applied to height-axis and width-axis sequentially (see Fig. 9). The axial-attention is highly compute efficient and enables models to capture the full-image context. The effectiveness of axial-attention is demonstrated by achieving state-of-the-art performance for the panoptic segmentation task on COCO [61], Mapillary Vistas [88], and Cityscapes [59] benchmarks and for the image classification problem on ImageNet dataset [52].

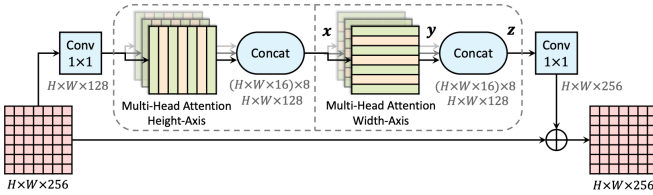


Fig. 9. Axial attention module [86] that sequentially applies multi-head axial attention operations along height and width axes. Image from [86].

3.3.2 CMSA: Cross-modal Self-Attention

Cross-modal Self-attention (CMSA) [13] encodes long-range multi-modal dependencies between linguistic and visual domain features for referring image segmentation task. The referring image segmentation problem aims to segment entities in an image that are referred to by a language expression. To this end, a set of cross-modal features is obtained by concatenating image features with each word embedding and the spatial coordinate features. The self-attention operates on this rich feature and generates attention over the image corresponding to each word in the sentence. The segmentation network performs self-attention at multiple spatial levels and uses a gated multi-level fusion module to refine segmentation masks via information exchange across multi-resolution features. A binary CE loss is used to train the overall model that achieves good improvements on UNC [89], G-Ref [90] and ReferIt [91] datasets.

3.4 Transformers for Image Generation

Image generation tasks are interesting from the perspective of generative modeling and because the representations learned in an unsupervised manner can later be used for down-stream tasks. Here, we summarize a transformer-based architecture for image generation [92], conditional generation [93] and high-resolution image generation [94] tasks. We also cover a structured generation task where scene objects are populated given a room layout [20].

3.4.1 Image GPT

Motivated by the success of transformer models in the language domain, image GPT (iGPT) [92] demonstrated that such models can also be used for image generation tasks, and to learn strong features for downstream vision tasks. Specifically, iGPT trains GPT v2 model [5] on flattened image sequences (1D pixel arrays) and shows that it can generate plausible image outputs without any external supervision. The generated samples depict the model’s ability to understand spatial relationships between pixels and high-level attributes such as object classes, texture, and scale.

The features learned with iGPT’s unsupervised training mechanism compete impressively against other unsupervised approaches, achieving state-of-the-art performance on CIFAR-10/100 [95] and STL [96] datasets while performing close to the best results of SimCLR (a contrastive learning approach) [97] on ImageNet dataset. This is an astounding result, since the iGPT architecture is exactly the same as used for language modeling tasks, and therefore it does not incorporate any prior domain-specific knowledge. Notably, the competing unsupervised CNN based solutions widely adopt such priors in the form of architectural design, attention mechanisms, loss functions, and regularization [98], [99], [100], [101], [102]. However, on the downside, iGPT has a high compute cost *e.g.*, iGPT-L version has roughly $36\times$ high training cost compared to MoCo [100] which is a state of the art self-supervised feature learning approach. For this reason, the training was generally limited to low-resolution of $\leq 64 \times 64$, while convolutional architectures can effectively learn from high-resolution inputs.

3.4.2 Image Transformer

Parmar *et al.* [93] develop an image generation model that can sequentially predict each pixel of an output image given its previously generated pixels. Their approach models the joint distribution of the image pixels by factorizing it as a product of pixel-wise conditional distributions. Previously developed auto-regressive models for this task, such as the PixelCNN [103], suffer from a limited receptive field which hinders in modeling long term relationships in an image *e.g.*, part relationships or occlusions. Using self-attention phenomenon, Image Transformers [93] enhance the receptive field of neural networks without incurring a high computational cost (*e.g.*, effective receptive field up to 256 pixels was demonstrated to be achieved as compared to 25 pixels of PixelCNN [103]). The generative pipeline was also tested on conditional generation tasks *e.g.*, image super-resolution, image completion, and denoising.

The core methodology has two main highlights (see Fig. 10), (a) the way key, query, and value triplets are used

in images, and (b) the use of self-attention with a relatively high number of positions as compared to sentences in the language (where self-attention has been previously demonstrated to work successfully). For the first part, the feature representations of previously generated pixels were used to generate ‘value’ and ‘key’ embeddings, while the current pixel’s feature embedding was used as a ‘query’. Positional embeddings were used in the first layer to encode location information. To solve the second problem, local attention (1D and 2D variants) was used only in the local neighborhood around the query position. For practical reasons, a fixed memory block was defined for each respective query, instead of dynamically calculating a different memory neighborhood for each pixel. A maximum likelihood loss was applied for training the generative model.

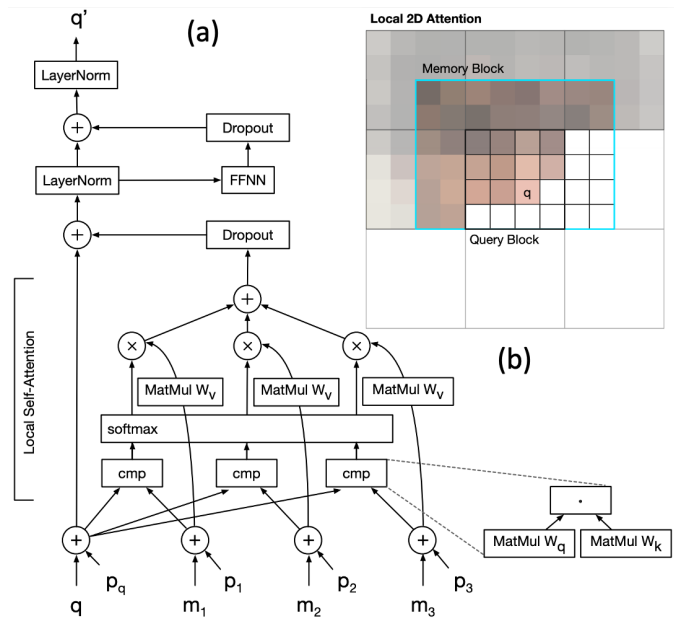


Fig. 10. Self-attention block in Image Transformer [93] and the operation performed in Local Self-Attention (example of a 2D case is shown).

3.4.3 High-resolution Image Synthesis

Transformers typically incur a high computational cost when applied on high-dimensional sequences. To overcome this limitation, Esser *et al.* [94] proposed to include inductive biases (commonly used in the CNNs) alongside transformers to improve their efficiency. Specifically, local connectivity and spatial invariance biases inbuilt in the CNN structure are leveraged by learning a rich dictionary of visual patterns. The dictionary is learned using a Generative Adversarial approach [104] that seeks to encode perceptually sound image patches. A transformer is then used to learn the long-range interactions between the dictionary items to generate the outputs. In turn, they develop a conditional image generation model capable of producing very high-resolution images (up to megapixel range) using transformers. This is the first work that demonstrates the application of transformers to generate such high-resolution images.

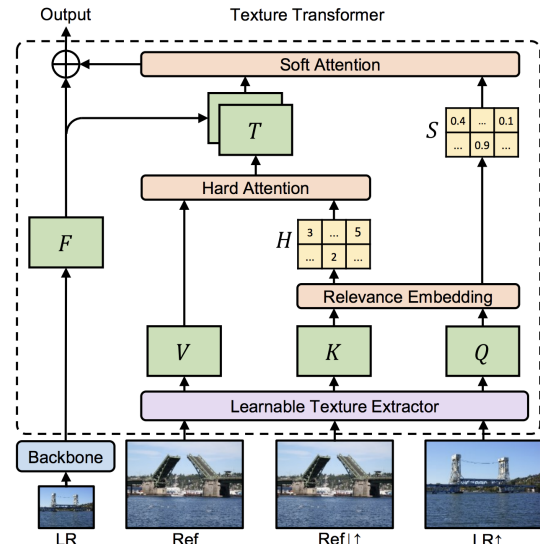


Fig. 11. Diagram of the texture transformer module. Figure is from [14].

3.4.4 SceneFormer

In the previous works on image generation [92], [93], [94], image outputs are generally predicted directly by the model. In contrast, [20] learns to generate parameters of 3D objects to be placed in a given scene. Specifically, SceneFormer [20] studies the 3D room layout conditioned scene generation task. Given the empty room shape, this approach can propose new object configurations in the room while maintaining realism. Remarkably, the model does not use any appearance information and only learns to generate new scenes by modeling the inter-object relationships using self-attention in transformers. Similar to how a transformer operates on a sentence, it is applied to a sequence of objects to predict the next suitable object in a scene. Specifically, the size, pose, location, and category of the next object is predicted by the transformer model. A start token indicates the initiation of inference and the number of output token indicate the objects generated by the model in a sequence. The authors also explore generating new scenes given a textual description of the room layout. The independence from the appearance makes the approach efficient, enabling interactive scene generation.

3.5 Transformers for Low-level Vision

In this section, we explain transformer models proposed for low-level vision tasks such as super-resolution [14], denoising [17] and image colorization [21].

3.5.1 Transformers for super-resolution

Image super-resolution (SR) aims to generate a high-resolution (HR) image from its low-resolution (LR) version. Recent years have seen major performance breakthroughs for SR due to convolutional neural networks (CNNs). Principally, the quality of super-resolved images generated by CNNs is dependent on the choice of optimization objective. On one hand, SR methods [105], [106], [107], [108], [109] that are based on pixel-wise loss functions (*e.g.*, L1, MSE, etc.) yield impressive results in terms of image fidelity

metrics such as PSNR and SSIM. However, they struggle to recover fine texture details and often produce images that are overly-smooth and perceptually less pleasant. On the other hand, *perceptual* SR approaches [36], [110], [111], [112], [113], in addition to per-pixel loss, employ adversarial loss [104] and perceptual loss [114] based on deep features extracted from pre-trained CNNs. While these methods generate images that are sharp, visually pleasant, and perceptually plausible, they show a substantial decrease in reconstruction accuracy measured in PSNR/SSIM. Moreover, the perceptual SR algorithms have a tendency to hallucinate fake textures and cause artifacts. The above mentioned SR approaches follow two distinct (but conflicting) research directions: one maximizing the reconstruction accuracy and the other maximizing the perceptual quality, but never both.

In order to alleviate the trade-off between perceptual reproduction and accurate reproduction, Yang *et al.* [14] propose a transformer network (TTSR) for super-resolution. During training, TTSR uses paired LR-HR images, as well as reference (Ref) images with similar content as of LR images. TTSR learns to search relevant regions in the Ref image and transfers rich textures to help super-resolving the input LR image. The texture transformer module of TTSR method, shown in Fig. 11, consists of four core components: (1) *Learnable texture extractor* takes as input LR \uparrow , Ref $\downarrow\uparrow$, and Ref images, and generates texture features query (Q), key (K), and value (V), respectively. Here, \uparrow denotes bicubic upsampling operation, and $\downarrow\uparrow$ represents bicubic down-sampling followed by an upsampling operation. (2) *Relevance embedding* first unfolds Q and K into patches and then computes the similarity of each patch in Q with each patch in K in order to generate hard and soft attention maps. (3) *Hard-attention* transfers HR texture features from V to (LR features) Q using the hard attention map. (4) *Soft-attention* further enhances relevant features while suppressing less relevant ones by using the soft-attention map.

3.5.2 Transformers for Image Enhancement Tasks

State-of-the-art algorithms developed for high-level computer vision tasks such as object detection and semantic segmentation often employ backbone networks that are pre-trained on large-scale datasets *e.g.*, ImageNet. In contrast, algorithms for low-level vision tasks such as image denoising, super-resolution, and deraining are directly trained on task-specific data, thereby suffer from the following limitations. First, the number of images available in task-specific datasets is small (*e.g.*, the commonly used DIV2K dataset for image super-resolution contains only 2000 images). Second, the model trained for one image processing task does not adapt well to other related tasks.

Chen *et al.* [17] proposed a pre-trained model based on transformer architecture, named as Image Processing Transformer (IPT). It is capable of performing various image restoration tasks such as super-resolution, denoising, and deraining. As shown in Fig. 12, the overall architecture of IPT consists of multi-heads and multi-tails to deal with different tasks separately, and a shared encoder-decoder transformer body. Since exploiting transformers at full potential requires training on large-scale data, Chen *et al.* [17] take the clean (ground-truth) images from the ImageNet

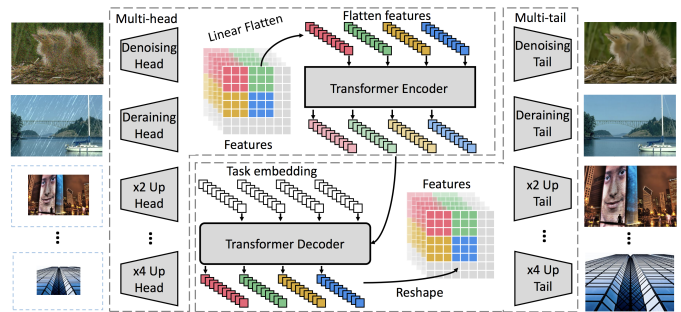


Fig. 12. The overall architecture of Image Processing Transformer (IPT) used for denoising and deraining tasks. Figure is from [17].

benchmark and synthesize their degraded versions for different tasks. For example, bicubic interpolation is used for generating low-resolution images, additive white Gaussian noise is added to prepare noisy data, and hand-crafted rain streaks are applied to obtain rainy images. In total, 10 million images are used to pre-train the IPT model. During training, each task-specific head takes as input a degraded image and generates visual features. These feature maps are divided into small crops and subsequently flattened before feeding them to the transformer encoder. The architecture of the encoder is the same as that of the original transformer model [1]. The outputs of the encoder along with the task-specific embeddings are given as input to the transformer decoder. The features from the decoder output are reshaped and passed to the multi-tail that yields restored images. The IPT model is optimized with L_1 loss. Experimental results show that the pre-trained IPT model, when fine-tuned for a specific low-level vision task, can provide significant performance gains over the state-of-the-art methods [108], [115], [116].

3.5.3 Colorization Transformer

Given a grayscale image, colorization seeks to produce the corresponding colorized sample. It is a one-to-many task as for a given grayscale input, there exist many possibilities in the colorized output space. The challenging nature of this task requires probabilistic models capable of producing multiple colorized output samples. Colorization Transformer [21] is a probabilistic model based on conditional attention mechanism [117]. It divides the image colorization task into three sub-problems (Fig. 13) and proposes to solve each task sequentially by a different transformer network. The authors first train a transformer network to map a low-resolution grey-scale image to a 3-bit low-resolution colored image. Low-resolution images in turn allow training of larger models. The 3-bit low-resolution colored image is then upsampled to an 8-bit RGB sample by another transformer network in the second stage of training. Finally, a third stage transformer is trained to increase the spatial resolution of the 8-bit RGB sample produced by the second-stage transformer. Self-attention used in the colorization transformer is based on row/column attention layers introduced in [117]. These layers capture the interaction between each pixel of an input image while being computationally less costly. The row-wise attention layer applies self-attention to all pixels in a given row, while the column-wise

attention layer considers pixels only in a given column of an image. This work [21] is the first successful application of transformers trained to colorize grey-scale images at high (256×256) resolution.

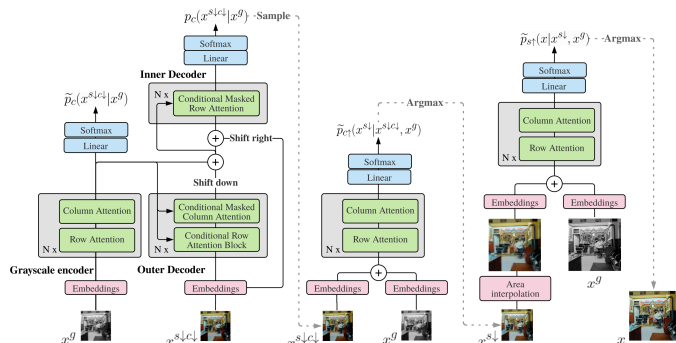


Fig. 13. Colorization Transformer is a probabilistic model that breaks down the image colorization problem into three sub-tasks and trains separate transformer models for each. Image is from [21].

3.6 Transformers for Multi-modal Tasks

Transformer models have also been extensively used for vision-language tasks such as visual question answering (VQA) [122], visual commonsense reasoning (VSR) [123], cross-modal retrieval [124] and image captioning [125]. Several works in this direction target effective vision-language pre-training (VLP) on large-scale multi-modal datasets to learn generic representations that effectively encode cross-modality relationships (e.g., grounding semantic attributes of a person in a given image). These representations can then be transferred to downstream tasks, often obtaining state of the art results. Such models generally apply the vanilla multi-layer transformer [1] with multi-modal inputs and don't introduce fundamental changes to the core attention block. However, their main distinction is in the configuration of transformers and the loss functions (see Fig. 14).

3.6.1 ViLBERT: Vision and Language BERT

Vision and Language BERT was the first extension of the BERT model to the multi-modal domain. The goal was to learn representations that can jointly model images and natural language. For this purpose, ViLBERT developed a two-stream architecture where each stream is dedicated to model the vision or language inputs. The architecture of both parallel streams is a series of transformer blocks similar to the BERT model. Subsequently, co-attentional transformer layers are applied to learn cross-modal relationships. The co-attentional framework is very simple. Query, key, and value matrices are computed for each modality in the standard way [1] and then key-value pairs for one modality are passed on to the other modality's attention head.

ViLBERT applies VLP on a set of proxy tasks defined on the Conceptual Concepts dataset (with 3.3M images with weak captions) and later fine-tune the model on downstream tasks such as VQA. The pre-training phase operates in a self-supervised manner, i.e., pretext tasks are created without manual labeling on the large-scale unlabelled dataset. These pretext tasks include predicting whether the

text and image inputs are related and predicting the semantics of masked image regions and textual inputs (e.g., similar to reconstructing masked words in text in the BERT model [3]). This way, the model learns the inherent structure in the data during pre-training and also models cross-domain associations. With evaluations on several tasks, [15] demonstrated that a two-stream model can perform better than a single-stream model that uses shared parameters to model both language and vision domains [15].

3.6.2 LXMERT

Similar to ViLBERT [121], Learning Cross-Modality Encoder Representations from Transformers (LXMERT) [18] also uses a two-stream architecture based on BERT framework. The main difference lies in the object-relationship encoder that is used to model the visual features instead of simple image-level features used in ViLBERT. The information in two streams is then fused across modalities using cross-attention blocks similar to [121].

Compared to two pre-texts tasks used for VLP in [121], LXMERT uses five pre-training tasks including masked object and language prediction, cross-modality matching, and visual question answering. The pre-trained model is fine-tuned on the VQA task, however, a high similarity between pre-training and fine-tuned tasks raises questions on the generalizability of the learned representations to new tasks. To this end, the authors conducted generalization experiments on Visual Reasoning for Real (NLVR) task [126] demonstrating impressive improvements on novel tasks.

3.6.3 VisualBERT

Different from two-stream networks like ViLBERT [121] and LXMERT [18], VisualBERT [120] uses a single stack of transformers to model both the domains (images and text). The input sequence of text (e.g., caption) and the visual features corresponding to the object proposals are fed to the transformer that automatically discovers relations between the two domains. Notably, VisualBERT architecture is somewhat similar to VideoBERT [15] (explained in Sec. 3.7), but instead of only focusing on cooking videos, VisualBERT evaluates on various visual-linguistic tasks (e.g., VCR, NLVR, VQA, and visual grounding).

The VisualBERT model first applies task-agnostic pre-training using two objectives. The first objective simply attempts to predict missing text tokens using the image features and remaining textual tokens. The second objective attempts to differentiate between the true and false caption of a given image. After task-agnostic pre-training, the authors propose to perform task-specific pre-training to bridge the domain gap before the final fine-tuning to the downstream task.

3.6.4 VL-BERT

Su *et al.* [19] propose a multi-modal pre-training approach to learn features that are generalizable to multi-modal downstream tasks such as Visual Commonsense Reasoning and Visual Question Answering. This endeavor requires adequately aligning the visual and linguistic cues so that an effective composite representation is learned. To the end, [19] builds on the BERT model and inputs both the visual

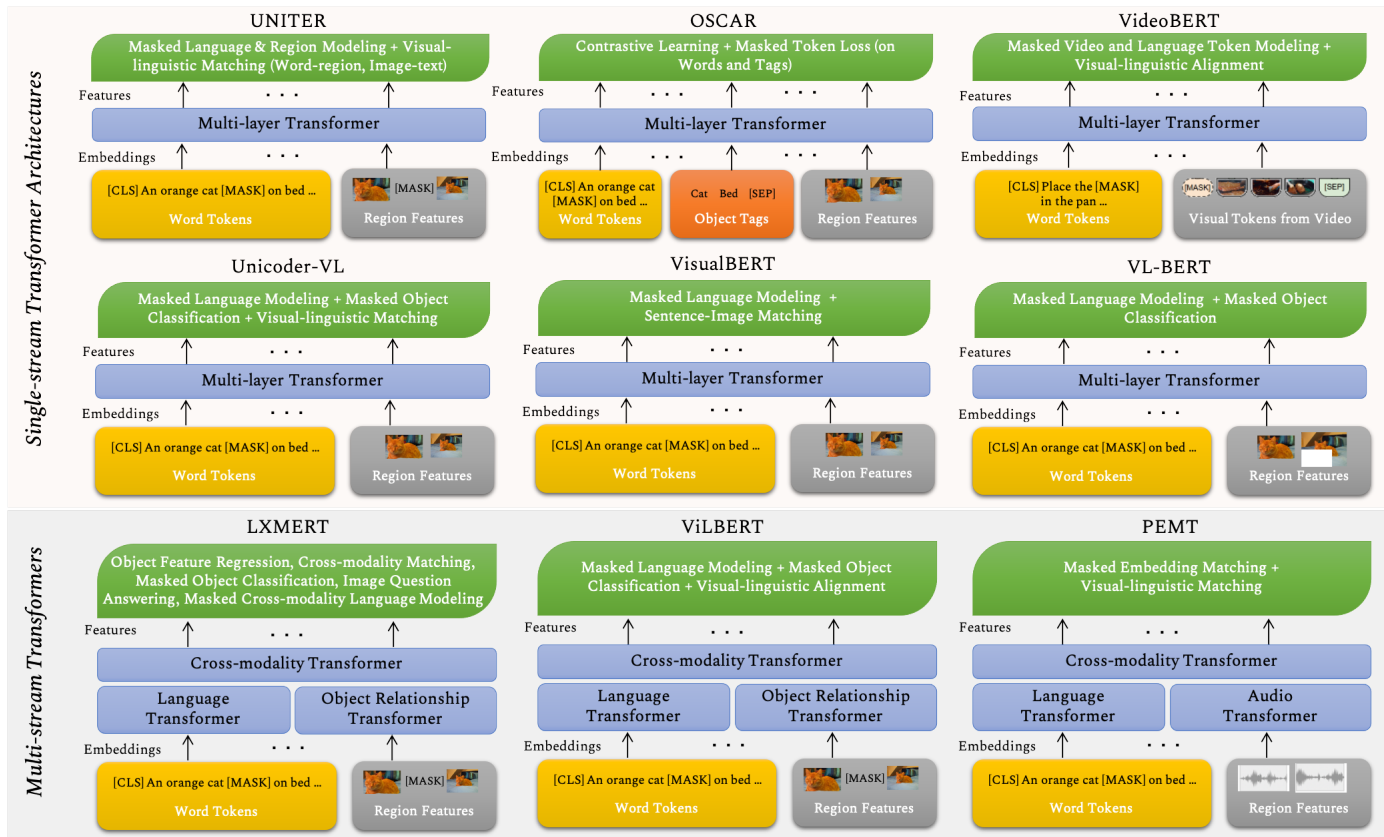


Fig. 14. An overview of Transformer models used for multi-modal tasks in computer vision. The transformer designs in this category can be grouped into single-stream (UNITER [118], OSCAR [67], VideoBERT [15], Unicoder-VL [119], VisualBERT [120] and VL-BERT [19]) and dual-stream architectures (LXMERT [18], ViLBERT [121] and PEMT [71]). A key distinction between models is the choice of loss functions.

and language features. The language features correspond to the token in the input sentence and the visual features correspond to the region of interest (RoI) from the input image (obtained via a standard Faster R-CNN). Specifically, the model is pre-trained on both the visual-lingual dataset (Conceptual Captions [127]) as well as the language-only datasets (e.g., Wikipedia). The loss function is identical to BERT, where the model is trained to predict the masked out words or visual ROIs. In contrary to other works such as UNITER [118], VL-BERT claims that the visual-linguistic matching tasks are not useful during pre-training, which is in contrast to evidence from later efforts [119]. Their results on several multi-modal tasks show the benefit of such pre-training over the language-only pre-training (e.g., in BERT).

3.6.5 Unicoder-VL

Universal Encoder for Vision and Language (Unicoder-VL) [119] learns multi-modal representations using large-scale image-caption datasets. The language and image inputs are fed to a single transformer model (with multiple successive encoders) to learn joint embeddings. To this end, they use masked word prediction, masked object classification, and visual-linguistic matching as self-supervision tasks during pre-training. Notably, the visual-linguistic matching is carried out only at the global level (i.e., image-sentence alignment). The model is evaluated on downstream tasks of image-text retrieval, zero-shot learning, and visual commonsense reasoning where it performs better than the previous

models such as ViLBERT [121] and VisualBERT [120]. This shows the significance of rich self-supervised tasks and advocates for a unified transformer architecture to learn multi-modal feature representations in a common framework.

3.6.6 UNITER

Universal image-text representation (UNITER) [118] is also a multi-modal feature learning approach via pre-training on four large-scale visual-linguistic datasets (MS-COCO [61], Visual Genome [128], Conceptual Captions [127] and SBU Captions [129]). The learned representations have been shown to transfer well on downstream tasks such as VQA, Multi-modal retrieval, Visual Commonsense reasoning, and NLVR. In order to emphasize on learning the relationships between visual and language domains, they specifically design pre-training tasks to predict masked visual or text region conditioned on the other domain input, and align language and visual inputs on both the global (image-text) and local (word-region) levels. These tasks are beside the conventional masked language modeling task used in BERT and explicitly include fine-grained word-region alignment alongside conditional masking of inputs that were not considered in the earlier works such as VL-BERT [19], VisualBERT [120], ViLBERT [121] and Unicoder-VL [119]. Common to the other approaches, they adopt the transformer architecture proposed in BERT that operates on both the visual and language embeddings. In contrast to applying independent transformers to the language and visual inputs

(as in ViLBERT [121] and LXMERT [18]), UNITER adopts a single transformer applied to the textual and image inputs like [19], [119], [120].

3.6.7 Oscar: Object-Semantics Aligned Pre-training

VisualBert [120], Uniter [118], VL-BERT [19], ViLBERT [121], Unicoder-VL [119] models for VLP concatenate image and text features and leave it on to the self-attention to automatically discover cross-modal relationships. This can complicate the visual grounding of semantic concepts in an image. To address this problem, Oscar [67] first uses an object detector to obtain object tags (labels), subsequently using these tags as a mechanism to align relevant visual features with the semantic domain information. The motivation is that the textual content generally pertains to major objects in the image, therefore by explicitly adding those image labels in the input, visual features can be better attended. Similar to BERT [3], Oscar uses a Masked Token Loss for VLP. Specifically, different tokens in the textual input and image tags are randomly masked and the model’s job is to predict the missing token. This forces it to learn the relationship of the missing token with the contextual information given as visual and semantic features. Further, it also uses a contrastive loss that discriminates between the original and noisy/fake image-tag pairs. The representations thus learned are fine-tuned on VQA, cross-modality retrieval, natural language reasoning, and image captioning tasks to obtain better performances compared to VLP methods that do not use object tags.

3.6.8 Vokenization

Tan and Bansal [130] introduce the concept of ‘vokens’ (images related to language tokens extracted from sentences). The vokens (visualized tokens) provide visual supervision to the language model to learn better features. The motivation is that humans learn languages by correlating visual information with semantic concepts. In a similar spirit to other self-supervised language representation learning methods [3], [121], they learn representations by defining an auxiliary task of voken-prediction task.

Since the existing datasets encode limited visually grounded tokens, they propose a vokenization method to map language tokens to visual vokens. The approach uses language-based retrieval for such a mapping and transfers a model trained on a small labeled dataset (MS-COCO) to a large dataset (Wikipedia). Furthermore, it was ensured that the sentence-wide context is considered to obtain the token-voken mapping. The resulting model trained using generated tokens outperform the state of the art BERT model on a diverse set of NLP tasks. In this sense, the proposed model does not evaluate vision tasks, however, uses vision as a useful grounding cue to train the language model, hence we include it in the multi-modal representation learning group.

3.6.9 Vision-and-Language Navigation

This task aims to predict a navigation plan on a map based on the vision and language inputs. Self-attention based transformer networks were used earlier in [131], [132] for the visual and language navigation (VLN). These works first pre-trained a cross-modal transformer network using self-supervision on vision and language pairs and subsequently

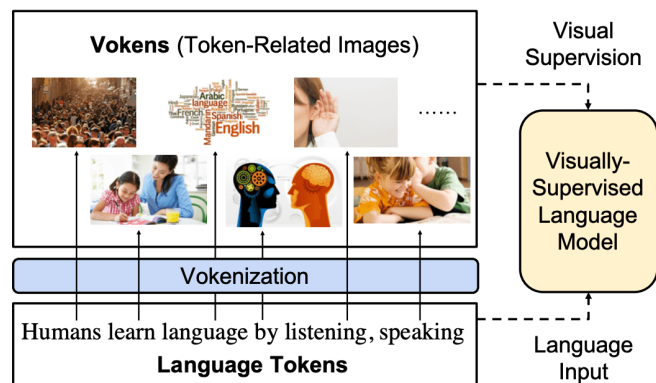


Fig. 15. Visualized tokens (Vokens) [130]: A language model is visually supervised using closely related images that leads to better feature representations from the pretrained model. Image from [130].

fine-tune on the specific VLN tasks. While these works learn attention between image region and language, Chen *et al.* [70] propose to learn cross-modal attention between language inputs and spatial topological maps. The topological maps represent an agent’s environment as a graph whose nodes denote places and the edges denote their connectivity. Given the topological map and natural language inputs, a VLN task using the transformer model bears resemblance to sequence prediction in NLP. Specifically, at each time instance, the cross-modal transformer predicts a single node of the topological map in the navigation plan. The individual language and map encodings are first processed using uni-modal encoders and later a cross-modal encoder (similar to LXMERT [18]) is applied to aggregate information across modalities. To denote positions in the map, a learned trajectory position encoding is appended with the map features. Based on this transformer setup, [70] reports a full navigation system that can freely explore the environment and intelligently plan its actions.

3.7 Video Understanding

Audio-visual data in the form of videos is abundantly available. However, the prevalent approaches generally learn representations on short-length videos (up to a few seconds long), that allow them to encode only short-range dependencies [1], [26]. Long-range dependency modeling is desirable in various multi-modal learning tasks such as activity recognition [58], [133], [134]. Below, we explain recent approaches that seek to resolve this challenge using the expressivity of transformer networks.

3.7.1 VideoBERT: Joint Video and Language Modeling

The VideoBERT [15] model leverages transformer networks and the strength of self-supervised learning to learn effective multi-modal representations. Specifically, VideoBERT uses the prediction of masked visual and linguistic tokens as a pretext task in self-supervised learning. This allows modeling high-level semantics and long-range temporal dependencies, important for video understanding tasks. Given a video, they convert speech to text using off-the-shelf speech recognition systems and apply vector quantization (clustering) to obtain visual features from pre-trained

video classification models. The BERT model is then directly applied to these concatenated sequences of language and visual tokens to learn their joint distribution.

The model can be trained with only-text, video-only, and video+text domains. The resulting model showcases interesting capabilities for cross-modality predictions such as video generation from a given textual input (*e.g.*, captions or cooking recipe) and (video-based) future forecasting given a video token. The video+text model uses a visual-linguistic alignment task to learn cross-modality relationships. The definition of this pre-text task is simple, given the latent state of the $[cls]$ token, the task is to predict whether the sentence is temporally aligned with the sequence of visual tokens. Further, the learned representations are shown to be very useful for downstream tasks such as action classification, zero-shot classification, and video captioning.

3.7.2 Parameter Efficient Multi-modal Transformers

Lee *et al.* [71] note that the multi-modal representation learning approaches like VideoBERT [15] and ViLBERT [121] generally keep the language processing part fixed to a pre-trained model (*e.g.*, BERT [3]) to reduce training complexity. Alternatively, for the first time in the literature, they propose to learn an end-to-end multi-modal bidirectional transformer model on audio-visual data from unlabeled videos. First, short-term (*e.g.*, 1-3 seconds) video dynamics are encoded using CNNs, followed by a modality-specific transformer (audio/visual) that can model long-term dependencies (*e.g.*, 30 seconds). A multi-modal transformer is then applied to the modality-specific transformer outputs to exchange information across visual-linguistic domains. However, learning such a model in a naive form would incur huge memory requirements. To reduce parametric complexity, the parameters are shared across layers within each transformer based on a low-rank approximation that leads to as high as 80% parameter reduction.

The transformer is trained using a contrastive learning approach based on a content-aware negative sampling method. Specifically, the model uses the features obtained from CNNs learned during the training phase to select negative samples that are visually similar to the positive instances. This work also compares various fusion strategies adopted in earlier works such as early (VideoBERT [15] and VL-BERT [19]), mid-level (ViL-BERT [121] and LXMERT [18]) and late fusion mechanisms and shows that the mid-level fusion is the optimal choice. The proposed model is pre-trained on Kinetics-700 [133] dataset and later fine-tuned on downstream video classification tasks such as short video classification on UCF101 [135], audio classification on ESC50 [136] and long-term action recognition on Charades [137] and Kinetics-Sounds [48] datasets.

3.7.3 Video Action Transformer

Girdhar *et al.* [16] use a variant of transformer architecture to aggregate contextual cues in a video relevant to a particular person. They demonstrate such contextual information to be useful for action classification and localization. Initially, the model uses a Faster-RCNN [79] style processing where a backbone model generate features that are forwarded to the Region Proposal Network to obtain object proposals. Then RoI pooling is applied to generate object-specific features.

Multi-head self-attention [1] is then applied on top of the object features as a cascade of self-attention layers. In each transformer unit, a particular person feature is treated as the ‘query’ (Q), while the features from the neighboring video clip are used as ‘key’ (K) and ‘value’ (V). The location information is explicitly encoded in the input feature map from which K, V and Q are derived, thus incorporating the positional information in the self-attention. For a given $400 \times 400 \times 64$ video clip, the key and value tensors are $16 \times 25 \times 25 \times 128$ in size while the query is vector is 128 dimensional. Although this work uses only RGB stream, the use of additional modalities like optical flow and audio signal (as in competing video analysis works) would further increase the computational complexity. Further, the transformer model was found to be sub-optimal for action localization, perhaps due to its tendency to incorporate global information. Therefore, an important research question is how to achieve the right trade-off between the global and local context for problems that demand precise delineation (*e.g.*, action localization and segmentation).

3.7.4 Skeleton-based Action Recognition

Human action recognition based on skeleton representation requires models that can understand relationships between different joints of a body in a given frame as well as between different frames of a video. Plizzari *et al.* [66] proposed a two-stream Transformer network to model such relationships. They introduced spatial self-attention (SSA) for relation modeling between different body-joints, while temporal self-attention (TSA) to capture long-range inter-frame dependencies. They first used a small residual network to extract features from skeleton data and then used SSA and TSA modules to process those feature maps. SSA models the relations between different body parts by finding the correlation between each pair of joints independently, while TSA focuses on how features of a certain joint change between frames along the temporal dimension. Joints can be thought of as bag-of-words and the purpose of SSA is to discover relationships among the surrounding joints in the same way as the Transformer relates different words in a phrase. On the other hand, TSA finds long-range relations between frames, similarly to how relations among phrases are built in NLP. The two streamed spatial-temporal Transformer network achieve state-of-the-art results on NTU-RGB+D 60 [138] and NTU-RGB+D 120 [139] datasets.

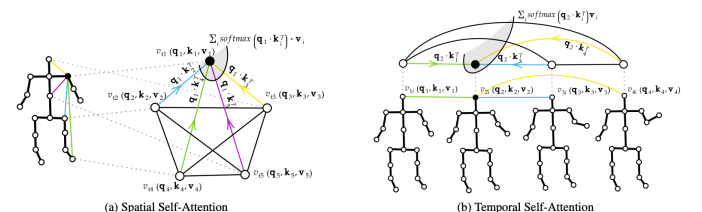


Fig. 16. Spatial/Temporal Attention for Skeleton Data Representations. Relationships between body-joints and inter-frame dependencies are modeled using two dedicated self-attention modules. Figure is from [66].

3.8 Transformers in Low-shot Learning

In the few-shot learning settings, a support set is provided at the inference to adapt to a novel set of categories. Trans-

former models have been used to learn set-to-set mappings on this support set [23] or learn the spatial relationships between a given input query and support set images [22]. We elaborate on these approaches below.

3.8.1 Cross-transformer

Doersch *et al.* [22] explore the utility of self-supervision and transformer architectures for cases where distribution mismatch exists between training and evaluation phases. They specifically consider the few-shot fine-grained classification problem, where a model is first trained on a set of base classes and later during the evaluation, it must adapt to novel classes using their few labeled examples (support set).

Cross-transformer is evaluated on Meta-dataset [140], which is a huge dataset comprising of 10 distinct datasets (including ImageNet, MS-COCO, etc.). The dataset encapsulates the challenging scenario where a learner must adapt to new classes and novel domains during evaluation. The transformer architecture in this case is used to relate a given query image with the few-examples available in the support set. To this end, the transformer finds spatially similar regions in the query and support set images, and the corresponding features are then used to obtain class decisions for the query. The queries in the transformer architecture are derived from the grid features obtained using the query image. Similarly, grid features from the support images are used to construct keys and values which are in turn used to derive attended outputs. This approach, besides a contrastive self-supervision based training mechanism, leads to the best performance on the challenging Meta-dataset.

3.8.2 FEAT: Few-shot Embedding Adaptation

Ye *et al.* [23] propose to adapt the few-shot embeddings learned on the base classes to the few-shot target classes during inference using a transformer module. This leads to task-specific embeddings that perform better on the discriminative tasks such as few-shot classification. While many other set-to-set functions are also evaluated, such as Graph convolutional networks [141], Bidirectional LSTMs [26] and DeepSets [142], the best performance is achieved with the transformer-based mapping. This is attributed to the better contextualization, task interpolation and extrapolation capability of transformers and their permutation invariance while maintaining a relatively lower parameter complexity. The transformer architecture used in this work follows the standard approach [1]. The embeddings are adapted using a contrastive loss function for preserving discriminative properties. The resulting model achieves strong performance on inductive, transductive, and generalized FSL tasks.

3.9 Transformers for Clustering

Clustering is a fundamental operation in unsupervised learning that aims to discover structure in the data by grouping similar data points together. It has numerous applications such as data visualization and interpretation, anomaly detection, and open-set categorization. Neural networks have been developed for set prediction problems [142], [143], however, the setpoints are processed individually which can lose information about inter-point relationships. Recent works employ transformers that operate on

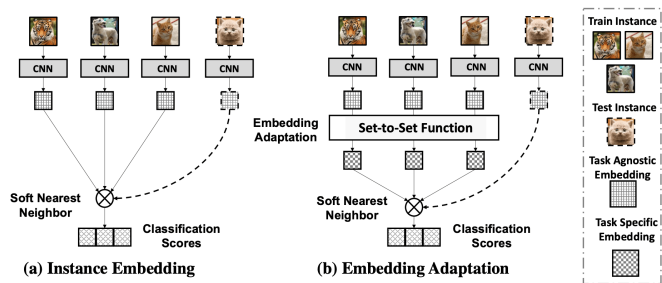


Fig. 17. An overview of Few-shot Embedding Adaptation with Transformer (FEAT [23]). The set-to-set function found most suitable for the few-shot learning task was a transformer module. Image from [23].

set inputs called the Set transformers (ST) [144] for *amortized* clustering. Amortized clustering is a challenging problem that seeks to learn a parametric function that can map an input set of points to their corresponding cluster centers. Lee *et al.* [144] propose to learn such a mapping function using a transformer architecture comprising of multi-head self-attention blocks [1].

The transformer model is permutation invariant by design and allows encoding both pair-wise and higher-order relationships between the input points. However, a full transformer would lead to a high computational cost of $\mathcal{O}(n^2)$ in each self-attention layer, where n is the number of points in the set. ST reduces this cost to $\mathcal{O}(mn)$ by using an Induced Self-Attention Block that uses a low-rank projection ($H \in \mathbb{R}^m$) to allow operating on large sets. The model was trained to learn optimal parameters that maximize the likelihood of a mixture of Gaussians (MoGs). Thus MoG parameters are estimated by the ST given a set of data points. Beyond amortized clustering, ST was also evaluated on related set-transformation tasks including counting unique elements in an input set, set anomaly detection, and point-cloud classification. More recently, [145] improves [144] by taking a sequential approach to cluster generation, thereby allowing assignment to a variable number of clusters.

3.10 Transformers for 3D Analysis

Given the irregular (variable number of points) and permutation invariant nature of 3D point cloud representations, transformers provide a nice mechanism to encode rich relationships between the individual data points [68], [69], [146].

3.10.1 Point Transformer

Zhao *et al.* [68] study the self-attention based transformer architecture for 3D point cloud processing. Self-attention being a set-operator is ideally suited for processing point clouds, a 3D data representation that demands invariance to number of points and their permutations. The authors study three problems in the 3D domain namely, object classification, semantic segmentation, and object part segmentation. The main contribution is a point transformer layer that applies self-attention in the local neighborhood of 3D points.

The proposed point transformer layer builds on vectorized self-attention network (SAN) [72] where attention weights are represented with vectors. Furthermore, a positional encoding δ is added both to the attention vector and

transformed features (value vectors) to represent location information. The point transformer layer is sandwiched between two linear layers to create a point transformer block that is stacked multiple times in the developed network architecture. Their design also included transition down/up blocks to reduce/increase the number of points in the input (in a typical encoding-decoding pipeline style). The resulting architecture delivers state-of-the-art performance on the 3D classification and segmentation tasks.

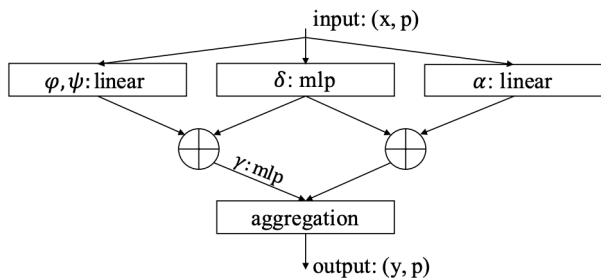


Fig. 18. Point transformer layer [68] based on vectorized self-attention [72]. δ denotes a position encoding, ψ, ϕ, α are point-wise transformations and γ is a mapping function. Image from [68].

3.10.2 Point-cloud Transformer

The point cloud transformer (PCT) [146] also utilizes the permutation invariance property of transformers and is a parallel work to [68]. However, compared to [68], it is more directly based on the conventional transformer architecture [1]. The key modifications include a 3D coordinate-based position encoding, an offset attention module, and a neighbor embedding that encodes local 3D structure in point-clouds. Specifically, the offset attention layer calculates the difference between the self-attended features and the input features using element-wise subtraction. The local neighbor embedding simply finds self-attention relationships among a group of points instead of individual 3D points. The experiments are reported on 3D shape classification, normal estimation and segmentation tasks on ModelNet40 [147] and ShapeNet [148] datasets.

3.10.3 Pose and Mesh Reconstruction

The Mesh Transformer (METRO) [69] model targets 3D human pose and mesh reconstruction from a single 2D image. A key challenge here is to faithfully learn the non-local interactions between body-joints and mesh vertices (e.g., hand and foot). The expressivity of transformer network is used to jointly model *vertex to vertex* relationships in a mesh as well as the *vertex to body-joint* relationships. The self-attention mechanism can attend to any combination of vertices in the mesh, thereby encoding non-local relationships.

The multi-layer transformer architecture sequentially performs dimensionality reduction to map the 2D image to 3D mesh. Position encoding is performed using the 3D coordinates (x, y, z) of each vertex and each body-joint. Similar to masked language modeling in NLP, METRO uses masked vertex modeling (MVM) which randomly masks some percentage of input queries (see Fig. 19). The transformer is tasked with regressing all the joints and vertices which

helps encode inter-dependencies between them. METRO obtains state-of-the-art results on human mesh reconstruction on two publicly available datasets (Human3.6M [149] and 3DPW [150]). Since the approach does not depend on a parametric mesh model, it generalizes well to other reconstruction tasks such as 3D hand reconstruction [151]. Overall, this is the first effort to employ transformers for 3D human reconstruction tasks and leads to fairly good results.

4 OPEN PROBLEMS & FUTURE DIRECTIONS

4.1 High Computational Cost

As discussed in Sec. 1, transformer models have high parametric complexity. This results in high training and inference cost, both in terms of computational time and resources required for processing. As an example, the BERT [3] basic model (with 109 million parameters) took around 1.89 peta-flop days¹ for training, while the latest GPT3 [6] model (175 billion parameters) took around 3640 peta-flop days for training (a staggering $\sim 1925\times$ increase). This comes with a huge price tag, e.g., according to one estimate [157], GPT3 training might have cost OpenAI around 4.6 million USD. Additionally, these large-scale models require aggressive compression techniques (e.g., distillation) to make their inference feasible for real-world settings.

In the language domain, recent works focus on reducing the high complexity of transformer models (basically arising from the self-attention mechanism [1] where a token’s representation is updated by considering all tokens from the previous layer). For example, [158], [159] explore selective or sparse attention to previous layer tokens which updating each next layer token. Linformer [30] reduces complexity of standard self-attention operation from $\mathcal{O}(n^2)$ to $\mathcal{O}(n)$ (both in time and memory requirements). The main idea is to show that a low-rank matrix is sufficient to model the self-attention mechanism. The Reformer model [160] employed locally-sensitive hashing (LSH) to minimize the complexity of self-attention from $\mathcal{O}(n^2)$ to $\mathcal{O}(n \log(n))$.

Vyas *et al.* [161] developed an efficient *cluster attention* approach to deal with large input sequences that approximates the original self-attention. They propose a cluster attention approach that groups queries into clusters and then computes attention between cluster centers (instead of attention between all the queries that leads to quadratic complexity). The main idea is that the queries close in the Euclidean space should have similar attention distributions. With a fixed number of clusters, this intuition helps reduce the quadratic complexity to linear complexity of $\mathcal{O}(nc)$ with respect to the input sequence length n (where c is the number of clusters). We refer readers to [28] for a nice literature survey on efficient transformers in NLP.

Similar to the NLP domain, computer vision models also suffer from the high computational cost of transformer models. For example, image generators that are based on sequence-based transformers (e.g., iGPT) have a high compute cost limiting their applicability to high-resolution inputs. In future, it is interesting to explore how such models can be extended to high-dimensional cases e.g., using a

1. A peta-flop day is measure of computation and equals to performing 10^{15} neural net operations per second for one complete day.

Task	Method	Metric	Dataset	Performance	Highlights	Limitations
Image Classification	ViT [9] ICLR'21	Top-1 Acc.	IN	88.55	a) First application of Transformer (global self-attention) directly on image patches, b) Convolution free network architecture, c) Outperforms CNN models such as ResNet.	a) Requires training on large amount of data <i>e.g.</i> , 300-Million images, b) Requires careful transfer learning to the new task, c) Requires large model with 632-Million parameters to achieve state-of-the-art results.
	DeiT [10] arXiv'20	Top-1 Acc.	IN	83.10	a) Successfully trains Transformer on ImageNet only, b) Introduces attention-based distillation method. c) Produces competitive performance with small (86-Million parameters) Transformers.	a) Requires access to pretrained CNN based teacher model thus performance depends on the quality of the teacher model.
Low-shot Learning	CT [22] NeurIPS'20	Top-1 Acc.	IN COCO	62.25 60.35	a) Self-supervised pre-training mechanism that does not need manual labels, b) Dynamic inference using Transformer achieving stat-of-the-art results.	Proposed algorithm is limited in its capacity to perform on datasets that lack spatial details such as texture.
Object Detection	DETR [11] ECCV'20	AP	COCO	44.9	a) Use of Transformer allows end-to-end training pipeline for object detection, b) Removes the need for hand-crafted post-processing steps.	a) Performs poorly on small objects, b) Requires long training time to converge.
	D-DETR [12] ICLR'21	AP	COCO	43.8	a) Achieves better performance on small objects than DETR [11], b) Shows fast convergence than DETR [11]	Obtain state-of-the-art results with 52.3 AP but with two stage detector design and test time augmentations.
Image Colorization	ColTran [21] ICLR'21	FID	IN	19.71	a) First successful application of Transformer to image colorization, b) Achieves state-of-the-art FID score.	a) Lacks end-to-end training, b) limited to images of size 256×256.
Action Recognition	ST-TR [66] arXiv'20	Top-1 Acc.	NTU 60/120	94.0/84.7	a) Successfully applies Transformer to model relations between body joints both in spatial and temporal domain, b) Achieves state-of-the-art results.	Proposed Transformers do not process joints directly rather operate on features extracted by a convolutional network thus the overall model is based on hand-crafted design.
Super-resolution	TTSR [14] CVPR'20	PSNR/ SSIM	CUFED5 Sun80 Urban100 Manga109	27.1 / 0.8 30.0 / 0.81 25.9 / 0.78 30.1 / 0.91	a) Achieves state-of-the-art super-resolution by using attention, b) Novel Transformer inspired architectures that can process multi-scale features.	a) Proposed Transformer does not process images directly but features extracted by a convolution based network, b) Model with large number of trainable parameters, and c) Compute intensive.
Multi-Model Learning	ViLBERT [121] NeurIPS'19	Acc./ mAP ($R@1$)	VQA [152]/ Retrieval [153]	70.6/ 58.2	a) Proposed Transformer architecture can combine text and visual information to understand inter-task dependencies, b) Achieves pre-training on unlabelled dataset.	a) Requires large amount of data for pre-training, b) Requires fine tuning to the new task.
	Oscar [67] ECCV'20	Acc./ mAP ($R@1$)	VQA [154]/ COCO	80.37/57.5	a) Exploit novel supervisory signal via object tags to achieve text and image alignment, b) Achieves state-of-the-art results.	Requires extra supervision through pre-trained object detectors thus performance is dependent on the quality of object detectors.
	UNITER [118] ECCV'20	Acc./ Avg. ($R@1/5/10$)	VQA [152]/ Flickr30K [155]	72.47/83.72	Learns fine grained relation alignment between text and images	Requires large multi-task datasets for Transformer training which lead to high computational cost.
3D Analysis	Point Transformer [68] arXiv'20	Top-1 Acc. IoU	ModelNet40	92.8 85.9	a) Transformer based attention capable to process unordered and unstructured point sets, b) Introduced architecture is permutation invariant.	a) Only moderate improvements over previous state-of-the-art, b) Large number of trainable parameters around $6\times$ higher than PointNet++ [156].
	METRO [69] arXiv'20	MPJPE PA-MPJPE MPVE	3DPW [150]	77.1 47.9 88.2	a) Does not depend on parametric mesh models so easily extendable to different objects, b) Achieves state-of-the-art results using Transformers.	Dependent on hand-crafted network design.

TABLE 2

Highlights of advantages and limitations of different Transformers based methods in different Tasks. (IN: ImageNet, CT: Cross Transformers, AP: Average Precision, mAP: mean AP, IoU: Intersection over Union, FID: Fréchet inception distance, MPJPE: Mean Per Joint Position Error, MPVE: Mean Per Vertex Error).

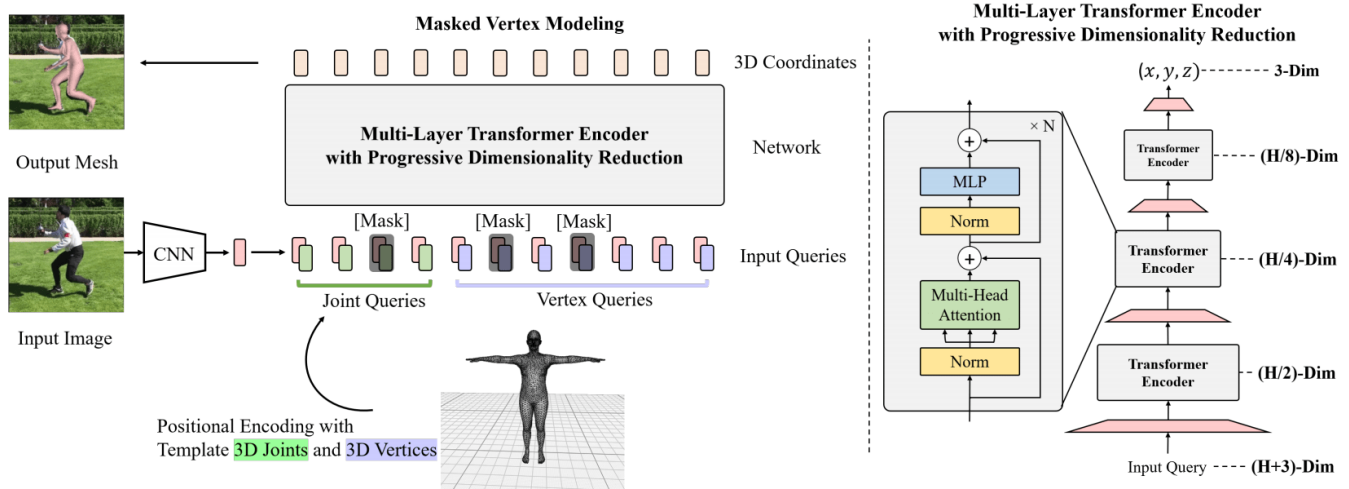


Fig. 19. Mesh transformer architecture. The joint and vertex queries are appended with positional embeddings and passed through multiple self-attention layers to jointly regress 3D coordinates of joints and mesh vertices. Figure is from [69].

multi-scale transformer design with a somewhat local context modeling.

4.2 High Data Cost

Since transformer architectures do not inherently encode inductive biases (prior knowledge) to deal with visual data, they typically require large amounts of training data during pre-training to figure out the underlying modality-specific rules. For example, a CNN has inbuilt translation invariance, weight sharing, and partial scale invariance due to pooling operations or multi-scale processing blocks. However, a transformer network needs to figure out these image-specific properties on its own by looking at a large number of examples. Similarly, relationships between video frames need to be discovered automatically by the self-attention mechanism by looking at a large database of video sequences. This results in longer training times, a significant increase in computational requirements, and large datasets for processing. For example, the ViT [9] model requires hundreds of millions of image examples to obtain a decent performance on the ImageNet benchmark dataset. The question of learning a transformer in a data-efficient manner is an open research problem and recent works report encouraging steps towards its resolution (*e.g.*, DeiT [10] uses a distillation approach to achieve data efficiency).

4.3 Need for Novel Designs

We note that most of the existing works focused on vision tasks tend to directly apply transformer models on computer vision problems. These include architectures designed for image recognition [9], video understanding [15] and especially multi-modal processing [121]. Although the initial results from these simple applications are quite encouraging and motivate us to look further into the strengths of self-attention and self-supervised learning, current architectures may still remain better tailored for language problems (with a sequence structure) and need further intuitions to make them more efficient for visual inputs. For example, vector attention from [72] is a nice work in this direction which

attempts to specifically tailor self-attention operation for visual inputs. One may argue that the architectures like transformer models should remain generic to be directly applicable across domains, we notice that the high computational and time cost for training such models on self-supervised tasks demands novel design strategies to make their training more affordable on vision problems.

4.4 Interpretability of Transformers

Given the strong performance of transformer architectures, it is interesting and critical to interpret their decisions, *e.g.*, by visualizing relevant regions in an image for a given classification decision. The main challenge is that the attention originating in each layer, gets inter-mixed in the subsequent layers in a complex manner, making it difficult to visualize the relative contribution of input tokens towards final predictions. This is an open problem, however, some recent works [162], [163], [164] target enhanced interpretability of transformers and report encouraging results. Attention roll-out and attention flow methods were proposed in [163] to estimate the accurate attentions. However, this method functions in an ad-hoc manner and makes simplistic assumptions *e.g.*, input tokens are linearly combined using attention weights across the layers. Chefer *et al.* [164] note that the attention scores obtained directly via the self-attention process (encoding relationships between tokens) or reassignments in [163] do not provide an optimal solution. As an alternative, they propose to assign and propagate *relevancy scores* in the transformer network such that the sum of relevancy is constant throughout the network. Their design can handle both the positive and negative attributions experienced in the self-attention layer. The proposed framework has an added advantage of being able to provide class-specific visualizations. Further progress in this direction can help in better understanding transformer models, diagnosing any erroneous behaviors and biases in the decision process. It can also help us design novel architectures that can help us avoid any biases.

4.5 Hardware Efficient Designs

Large-scale Transformer networks can have intensive power and computation requirements, hindering their deployment on edge devices and resource-constrained environments such as internet-of-things (IoT) platforms. Some recent efforts have been reported to compress and accelerate NLP models on embedded systems such as FPGAs [165]. Li *et al.* [165] used an enhanced block-circulant matrix-based representation to compress NLP models and proposed a new Field Programmable Gate Array (FPGA) architecture design to efficiently manage resources for high throughput and low latency. They could achieve 27x, 3x and 81x improvements in performance (throughput measured in FPS), reduced power consumption, and energy efficiency relative a CPU for RoBERTa model [7]. Towards this goal, [166] proposed to design Hardware-Aware Transformers (HAT) using neural architecture search strategies [167], [168], [169]. Specifically, a SuperTransformer model is first trained for performance approximation which can estimate a model’s performance without fully training it. This model comprises the largest possible model in the search space while sharing weights between common parts. Eventually, an evolutionary search is performed considering the hardware latency constraints to find a suitable SubTransformer model for a target hardware platform (*e.g.*, IoT device, GPU, CPU). However, such hardware efficient designs are currently lacking for the vision transformers to enable their seamless deployment in resource-constrained devices. Further, the search cost of the evolutionary algorithms remains significant with the associated impact of CO2 emissions on the environment.

4.6 Is self-supervision the answer?

In cases, where training data is available with dense labels, an interesting question to consider is whether the pre-training process leveraging rich labels on a small dataset speedup its learning. This question has been explored in Virtex [170], a model that seeks to learn strong visual representations using dense textual annotations (*e.g.*, image captions). Since, the captions encode information about objects present in an image, their relationships, actions and attributes, they can provide better supervision to learn more generalizable and transferable representations. Particularly, they showed that a model trained with a visual backbone followed by a bidirectional language model (forward and backward transformers) [3] to predict captions, can learn strong features on MS-COCO dataset in an unsupervised manner. When these features are transferred to the ImageNet model, they perform better or equally-well compared to the unsupervised/supervised features learned directly on the ImageNet dataset. In future, it will be interesting to explore how transformer models can be used with self-supervised training on densely annotated datasets to transfer well in novel unseen conditions at inference.

5 CONCLUSION

Attention has played a key role in delivering efficient and accurate computer vision systems, while simultaneously providing insights into the function of deep neural networks. This survey reviews the self-attention ap-

proaches and specifically focuses on the transformer and bidirectional encoding architectures that are built on the principle of self-attention. We first cover fundamental concepts pertaining to self-attention architectures and later provide an in-depth analysis of competing approaches for a broad range of computer vision applications. Specifically, we include state of the art self-attention models for image recognition, object detection, semantic and instance segmentation, video analysis and classification, visual question answering, visual commonsense reasoning, image captioning, vision-language navigation, clustering, few-shot learning, and 3D data analysis. We systematically highlight the key strengths and limitations of the existing methods and particularly elaborate on the important future research directions. With its specific focus on computer vision tasks, this survey provides a unique view of the recent progress in self-attention and transformer-based methods. We hope this effort will drive further interest in the vision community to leverage the potential of transformer models and improve on their current limitations *e.g.*, reducing their carbon footprint.

ACKNOWLEDGMENTS

The authors would like to thank Mohamed Afham.

REFERENCES

- [1] A. Vaswani, N. Shazeer, N. Parmar, J. Uszkoreit, L. Jones, A. N. Gomez, Ł. Kaiser, and I. Polosukhin, “Attention is all you need,” in *Advances in neural information processing systems*, pp. 5998–6008, 2017. **1, 3, 4, 5, 8, 11, 12, 14, 15, 16, 17**
- [2] M. Ott, S. Edunov, D. Grangier, and M. Auli, “Scaling neural machine translation,” in *Proceedings of the Third Conference on Machine Translation: Research Papers*, pp. 1–9, 2018. **1**
- [3] J. Devlin, M.-W. Chang, K. Lee, and K. Toutanova, “Bert: Pre-training of deep bidirectional transformers for language understanding,” *arXiv preprint arXiv:1810.04805*, 2018. **1, 2, 4, 12, 14, 15, 17, 20**
- [4] A. Radford, K. Narasimhan, T. Salimans, and I. Sutskever, “Improving language understanding by generative pre-training,” *tech. rep.*, OpenAI, 2018. **1, 4**
- [5] A. Radford, J. Wu, R. Child, D. Luan, D. Amodei, and I. Sutskever, “Language models are unsupervised multitask learners,” *tech. rep.*, OpenAI, 2019. **1, 9**
- [6] T. B. Brown, B. Mann, N. Ryder, M. Subbiah, J. Kaplan, P. Dhariwal, A. Neelakantan, P. Shyam, G. Sastry, A. Askell, *et al.*, “Language models are few-shot learners,” *arXiv preprint arXiv:2005.14165*, 2020. **1, 17**
- [7] Y. Liu, M. Ott, N. Goyal, J. Du, M. Joshi, D. Chen, O. Levy, M. Lewis, L. Zettlemoyer, and V. Stoyanov, “Roberta: A robustly optimized bert pretraining approach,” *arXiv preprint arXiv:1907.11692*, 2019. **1, 2, 20**
- [8] C. Raffel, N. Shazeer, A. Roberts, K. Lee, S. Narang, M. Matena, Y. Zhou, W. Li, and P. J. Liu, “Exploring the limits of transfer learning with a unified text-to-text transformer,” *arXiv preprint arXiv:1910.10683*, 2019. **1**
- [9] Anonymous, “An image is worth 16x16 words: Transformers for image recognition at scale,” in *Submitted to International Conference on Learning Representations*, 2021. under review. **1, 4, 5, 6, 7, 8, 18, 19**
- [10] H. Touvron, M. Cord, M. Douze, F. Massa, A. Sablayrolles, and H. Jégou, “Training data-efficient image transformers & distillation through attention,” *arXiv preprint arXiv:2012.12877*, 2020. **1, 4, 7, 8, 18, 19**
- [11] N. Carion, F. Massa, G. Synnaeve, N. Usunier, A. Kirillov, and S. Zagoruyko, “End-to-end object detection with transformers,” *arXiv preprint arXiv:2005.12872*, 2020. **1, 2, 7, 8, 18**
- [12] X. Zhu, W. Su, L. Lu, B. Li, X. Wang, and J. Dai, “Deformable detr: Deformable transformers for end-to-end object detection,” *arXiv preprint arXiv:2010.04159*, 2020. **1, 7, 8, 18**

- [13] L. Ye, M. Rochan, Z. Liu, and Y. Wang, "Cross-modal self-attention network for referring image segmentation," in *Proceedings of the IEEE Conference on Computer Vision and Pattern Recognition*, pp. 10502–10511, 2019. 1, 7, 9
- [14] F. Yang, H. Yang, J. Fu, H. Lu, and B. Guo, "Learning texture transformer network for image super-resolution," in *IEEE Conference on Computer Vision and Pattern Recognition (CVPR)*, pp. 5791–5800, 2020. 1, 7, 10, 11, 18
- [15] C. Sun, A. Myers, C. Vondrick, K. Murphy, and C. Schmid, "Videobert: A joint model for video and language representation learning," in *Proceedings of the IEEE International Conference on Computer Vision*, pp. 7464–7473, 2019. 1, 12, 13, 14, 15, 19
- [16] R. Girdhar, J. Carreira, C. Doersch, and A. Zisserman, "Video action transformer network," in *Proceedings of the IEEE Conference on Computer Vision and Pattern Recognition*, pp. 244–253, 2019. 1, 2, 15
- [17] H. Chen, Y. Wang, T. Guo, C. Xu, Y. Deng, Z. Liu, S. Ma, C. Xu, C. Xu, and W. Gao, "Pre-trained image processing transformer," *arXiv preprint arXiv:2012.00364*, 2020. 1, 6, 10, 11
- [18] H. Tan and M. Bansal, "Lxmert: Learning cross-modality encoder representations from transformers," in *Proceedings of the 2019 Conference on Empirical Methods in Natural Language Processing and the 9th International Joint Conference on Natural Language Processing (EMNLP-IJCNLP)*, pp. 5103–5114, 2019. 1, 12, 13, 14, 15
- [19] W. Su, X. Zhu, Y. Cao, B. Li, L. Lu, F. Wei, and J. Dai, "Vi-bert: Pre-training of generic visual-linguistic representations," *arXiv preprint arXiv:1908.08530*, 2019. 1, 12, 13, 14, 15
- [20] X. Wang, C. Yeshwanth, and M. Nießner, "Sceneformer: Indoor scene generation with transformers," *arXiv preprint arXiv:2012.09793*, 2020. 1, 9, 10
- [21] Anonymous, "Colorization transformer," in *Submitted to International Conference on Learning Representations*, 2021. under review. 1, 7, 10, 11, 12, 18
- [22] C. Doersch, A. Gupta, and A. Zisserman, "Crosstransformers: spatially-aware few-shot transfer," *Advances in Neural Information Processing Systems*, vol. 33, 2020. 1, 7, 16, 18
- [23] H.-J. Ye, H. Hu, D.-C. Zhan, and F. Sha, "Few-shot learning via embedding adaptation with set-to-set functions," in *Proceedings of the IEEE/CVF Conference on Computer Vision and Pattern Recognition*, pp. 8808–8817, 2020. 1, 16
- [24] Y. Bengio, I. Goodfellow, and A. Courville, *Deep learning*, vol. 1. MIT press Massachusetts, USA:, 2017. 1
- [25] Y. LeCun, Y. Bengio, and G. Hinton, "Deep learning," *nature*, vol. 521, no. 7553, pp. 436–444, 2015. 1
- [26] S. Hochreiter and J. Schmidhuber, "Long short-term memory," *Neural computation*, vol. 9, no. 8, pp. 1735–1780, 1997. 1, 14, 16
- [27] D. Hu, "An introductory survey on attention mechanisms in nlp problems," in *Proceedings of SAI Intelligent Systems Conference*, pp. 432–448, Springer, 2019. 1
- [28] Y. Tay, M. Dehghani, D. Bahri, and D. Metzler, "Efficient transformers: A survey," *arXiv preprint arXiv:2009.06732*, 2020. 1, 17
- [29] S. Chaudhari, G. Polatkan, R. Ramanath, and V. Mithal, "An attentive survey of attention models," *arXiv preprint arXiv:1904.02874*, 2019. 1
- [30] S. Wang, B. Li, M. Khabsa, H. Fang, and H. Ma, "Linformer: Self-attention with linear complexity," *arXiv preprint arXiv:2006.04768*, 2020. 2, 17
- [31] L. Jing and Y. Tian, "Self-supervised visual feature learning with deep neural networks: A survey," *IEEE Transactions on Pattern Analysis and Machine Intelligence*, 2020. 2
- [32] X. Liu, F. Zhang, Z. Hou, Z. Wang, L. Mian, J. Zhang, and J. Tang, "Self-supervised learning: Generative or contrastive," *arXiv preprint arXiv:2006.08218*, 2020. 2
- [33] "Aaai 2020 keynotes turing award winners event." <https://www.youtube.com/watch?v=UX8OubxsY8w>. Accessed: 2020-12-31. 2
- [34] S. Gidaris, P. Singh, and N. Komodakis, "Unsupervised representation learning by predicting image rotations," *arXiv preprint arXiv:1803.07728*, 2018. 2
- [35] R. Zhang, P. Isola, and A. A. Efros, "Colorful image colorization," in *European conference on computer vision*, pp. 649–666, Springer, 2016. 2
- [36] C. Ledig, L. Theis, F. Huszár, J. Caballero, A. Cunningham, A. Acosta, A. Aitken, A. Tejani, J. Totz, Z. Wang, et al., "Photo-realistic single image super-resolution using a generative adversarial network," in *Proceedings of the IEEE conference on computer vision and pattern recognition*, pp. 4681–4690, 2017. 2, 11
- [37] D. Pathak, P. Krahenbuhl, J. Donahue, T. Darrell, and A. A. Efros, "Context encoders: Feature learning by inpainting," in *Proceedings of the IEEE conference on computer vision and pattern recognition*, pp. 2536–2544, 2016. 2
- [38] I. Goodfellow, J. Pouget-Abadie, M. Mirza, B. Xu, D. Warde-Farley, S. Ozair, A. Courville, and Y. Bengio, "Generative adversarial networks," *Communications of the ACM*, vol. 63, no. 11, pp. 139–144, 2020. 2
- [39] D. Lin, K. Fu, Y. Wang, G. Xu, and X. Sun, "Marta gans: Unsupervised representation learning for remote sensing image classification," *IEEE Geoscience and Remote Sensing Letters*, vol. 14, no. 11, pp. 2092–2096, 2017. 2
- [40] U. Ahsan, R. Madhok, and I. Essa, "Video jigsaw: Unsupervised learning of spatiotemporal context for video action recognition," in *2019 IEEE Winter Conference on Applications of Computer Vision (WACV)*, pp. 179–189, IEEE, 2019. 2
- [41] M. Noroozi and P. Favaro, "Unsupervised learning of visual representations by solving jigsaw puzzles," in *European Conference on Computer Vision*, pp. 69–84, Springer, 2016. 2
- [42] D. Kim, D. Cho, D. Yoo, and I. S. Kweon, "Learning image representations by completing damaged jigsaw puzzles," *2018 IEEE Winter Conference on Applications of Computer Vision (WACV)*, Mar 2018. 2
- [43] L. Jing, X. Yang, J. Liu, and Y. Tian, "Self-supervised spatiotemporal feature learning via video rotation prediction," *arXiv preprint arXiv:1811.11387*, 2018. 2
- [44] H.-Y. Lee, J.-B. Huang, M. Singh, and M.-H. Yang, "Unsupervised representation learning by sorting sequences," in *Proceedings of the IEEE International Conference on Computer Vision*, pp. 667–676, 2017. 2
- [45] I. Misra, C. L. Zitnick, and M. Hebert, "Shuffle and learn: unsupervised learning using temporal order verification," in *European Conference on Computer Vision*, pp. 527–544, Springer, 2016. 2
- [46] D. Wei, J. J. Lim, A. Zisserman, and W. T. Freeman, "Learning and using the arrow of time," in *Proceedings of the IEEE Conference on Computer Vision and Pattern Recognition*, pp. 8052–8060, 2018. 2
- [47] B. Korbar, D. Tran, and L. Torresani, "Cooperative learning of audio and video models from self-supervised synchronization," in *Advances in Neural Information Processing Systems*, pp. 7763–7774, 2018. 2
- [48] R. Arandjelovic and A. Zisserman, "Look, listen and learn," in *Proceedings of the IEEE International Conference on Computer Vision*, pp. 609–617, 2017. 2, 15
- [49] N. Sayed, B. Brattoli, and B. Ommer, "Cross and learn: Cross-modal self-supervision," in *German Conference on Pattern Recognition*, pp. 228–243, Springer, 2018. 2
- [50] K. He, X. Zhang, S. Ren, and J. Sun, "Deep residual learning for image recognition," in *Proceedings of the IEEE conference on computer vision and pattern recognition*, pp. 770–778, 2016. 3
- [51] J. L. Ba, J. R. Kiros, and G. E. Hinton, "Layer normalization," *arXiv preprint arXiv:1607.06450*, 2016. 3
- [52] J. Deng, W. Dong, R. Socher, L.-J. Li, K. Li, and L. Fei-Fei, "Imagenet: A large-scale hierarchical image database," in *2009 IEEE conference on computer vision and pattern recognition*, pp. 248–255, Ieee, 2009. 4, 9
- [53] H. Hu, Z. Zhang, Z. Xie, and S. Lin, "Local relation networks for image recognition," in *Proceedings of the IEEE International Conference on Computer Vision*, pp. 3464–3473, 2019. 4, 5
- [54] Z. Huang, X. Wang, L. Huang, C. Huang, Y. Wei, and W. Liu, "CCNet: Criss-cross attention for semantic segmentation," in *Proceedings of the IEEE International Conference on Computer Vision*, pp. 603–612, 2019. 4, 5
- [55] N. Parmar, P. Ramachandran, A. Vaswani, I. Bello, A. Levskaya, and J. Shlens, "Stand-alone self-attention in vision models," in *Advances in Neural Information Processing Systems*, pp. 68–80, 2019. 4, 5, 9
- [56] A. Buades, B. Coll, and J.-M. Morel, "A non-local algorithm for image denoising," in *2005 IEEE Computer Society Conference on Computer Vision and Pattern Recognition (CVPR'05)*, vol. 2, pp. 60–65, IEEE, 2005. 4, 5
- [57] X. Wang, R. Girshick, A. Gupta, and K. He, "Non-local neural networks," in *Proceedings of the IEEE conference on computer vision and pattern recognition*, pp. 7794–7803, 2018. 5
- [58] W. Kay, J. Carreira, K. Simonyan, B. Zhang, C. Hillier, S. Vijayanarasimhan, F. Viola, T. Green, T. Back, P. Natsev, et al., "The kinetics human action video dataset," *arXiv preprint arXiv:1705.06950*, 2017. 5, 14

- [59] M. Cordts, M. Omran, S. Ramos, T. Rehfeld, M. Enzweiler, R. Benenson, U. Franke, S. Roth, and B. Schiele, "The cityscapes dataset for semantic urban scene understanding," in *Proceedings of the IEEE conference on computer vision and pattern recognition*, pp. 3213–3223, 2016. 5, 9
- [60] B. Zhou, H. Zhao, X. Puig, S. Fidler, A. Barriuso, and A. Torralba, "Scene parsing through ade20k dataset," in *Proceedings of the IEEE conference on computer vision and pattern recognition*, pp. 633–641, 2017. 5
- [61] T.-Y. Lin, M. Maire, S. Belongie, J. Hays, P. Perona, D. Ramanan, P. Dollár, and C. L. Zitnick, "Microsoft coco: Common objects in context," in *European conference on computer vision*, pp. 740–755, Springer, 2014. 5, 9, 13
- [62] X. Liang, K. Gong, X. Shen, and L. Lin, "Look into person: Joint body parsing & pose estimation network and a new benchmark," *IEEE transactions on pattern analysis and machine intelligence*, vol. 41, no. 4, pp. 871–885, 2018. 5
- [63] G. J. Brostow, J. Fauqueur, and R. Cipolla, "Semantic object classes in video: A high-definition ground truth database," *Pattern Recognition Letters*, vol. 30, no. 2, pp. 88–97, 2009. 5
- [64] I. Bello, B. Zoph, A. Vaswani, J. Shlens, and Q. V. Le, "Attention augmented convolutional networks," in *Proceedings of the IEEE International Conference on Computer Vision*, pp. 3286–3295, 2019. 5, 6
- [65] P. Shaw, J. Uszkoreit, and A. Vaswani, "Self-attention with relative position representations," *arXiv preprint arXiv:1803.02155*, 2018. 6
- [66] C. Plizzari, M. Cannici, and M. Matteucci, "Spatial temporal transformer network for skeleton-based action recognition," *arXiv preprint arXiv:2008.07404*, 2020. 7, 15, 18
- [67] X. Li, X. Yin, C. Li, P. Zhang, X. Hu, L. Zhang, L. Wang, H. Hu, L. Dong, F. Wei, et al., "Oscar: Object-semantics aligned pre-training for vision-language tasks," in *European Conference on Computer Vision*, pp. 121–137, Springer, 2020. 7, 13, 14, 18
- [68] H. Zhao, L. Jiang, J. Jia, P. Torr, and V. Koltun, "Point transformer," *arXiv preprint arXiv:2012.09164*, 2020. 7, 16, 17, 18
- [69] K. Lin, L. Wang, and Z. Liu, "End-to-end human pose and mesh reconstruction with transformers," *arXiv preprint arXiv:2012.09760*, 2020. 7, 16, 17, 18, 19
- [70] K. Chen, J. K. Chen, J. Chuang, M. Vázquez, and S. Savarese, "Topological planning with transformers for vision-and-language navigation," *arXiv preprint arXiv:2012.05292*, 2020. 7, 14
- [71] S. Lee, Y. Yu, G. Kim, T. Breuel, J. Kautz, and Y. Song, "Parameter efficient multimodal transformers for video representation learning," *arXiv preprint arXiv:2012.04124*, 2020. 7, 13, 15
- [72] H. Zhao, J. Jia, and V. Koltun, "Exploring self-attention for image recognition," in *Proceedings of the IEEE/CVF Conference on Computer Vision and Pattern Recognition*, pp. 10076–10085, 2020. 6, 16, 17, 19
- [73] C. Szegedy, W. Zaremba, I. Sutskever, J. Bruna, D. Erhan, I. Goodfellow, and R. Fergus, "Intriguing properties of neural networks," *arXiv preprint arXiv:1312.6199*, 2013. 6
- [74] M. M. Naseer, S. H. Khan, M. H. Khan, F. S. Khan, and F. Porikli, "Cross-domain transferability of adversarial perturbations," in *Advances in Neural Information Processing Systems*, pp. 12905–12915, 2019. 6
- [75] "Revisiting the unreasonable effectiveness of data." <https://ai.googleblog.com/2017/07/revisiting-unreasonable-effectiveness.html>. Accessed: 2020-12-31. 6
- [76] G. Hinton, O. Vinyals, and J. Dean, "Distilling the knowledge in a neural network," *arXiv preprint arXiv:1503.02531*, 2015. 8
- [77] I. Radosavovic, R. P. Kosaraju, R. Girshick, K. He, and P. Dollár, "Designing network design spaces," in *Proceedings of the IEEE/CVF Conference on Computer Vision and Pattern Recognition*, pp. 10428–10436, 2020. 8
- [78] M. Tan and Q. V. Le, "Efficientnet: Rethinking model scaling for convolutional neural networks," *arXiv preprint arXiv:1905.11946*, 2019. 8
- [79] S. Ren, K. He, R. Girshick, and J. Sun, "Faster r-cnn: Towards real-time object detection with region proposal networks," *IEEE transactions on pattern analysis and machine intelligence*, vol. 39, no. 6, pp. 1137–1149, 2016. 8, 15
- [80] R. Girshick, "Fast r-cnn," in *Proceedings of the IEEE international conference on computer vision*, pp. 1440–1448, 2015. 8
- [81] K. He, G. Gkioxari, P. Dollár, and R. Girshick, "Mask r-cnn," in *Proceedings of the IEEE international conference on computer vision*, pp. 2961–2969, 2017. 8
- [82] J. Redmon, S. Divvala, R. Girshick, and A. Farhadi, "You only look once: Unified, real-time object detection," in *Proceedings of the IEEE conference on computer vision and pattern recognition*, pp. 779–788, 2016. 8
- [83] W. Liu, D. Anguelov, D. Erhan, C. Szegedy, S. Reed, C.-Y. Fu, and A. C. Berg, "Ssd: Single shot multibox detector," in *European conference on computer vision*, pp. 21–37, Springer, 2016. 8
- [84] T.-Y. Lin, P. Dollár, R. Girshick, K. He, B. Hariharan, and S. Belongie, "Feature pyramid networks for object detection," in *Proceedings of the IEEE conference on computer vision and pattern recognition*, pp. 2117–2125, 2017. 8
- [85] J. Dai, H. Qi, Y. Xiong, Y. Li, G. Zhang, H. Hu, and Y. Wei, "Deformable convolutional networks," in *Proceedings of the IEEE international conference on computer vision*, pp. 764–773, 2017. 8
- [86] H. Wang, Y. Zhu, B. Green, H. Adam, A. Yuille, and L.-C. Chen, "Axial-deeplab: Stand-alone axial-attention for panoptic segmentation," *arXiv preprint arXiv:2003.07853*, 2020. 9
- [87] A. Kirillov, K. He, R. Girshick, C. Rother, and P. Dollár, "Panoptic segmentation," in *Proceedings of the IEEE conference on computer vision and pattern recognition*, pp. 9404–9413, 2019. 9
- [88] G. Neuhoff, T. Ollmann, S. Rota Buló, and P. Kontschieder, "The mapillary vistas dataset for semantic understanding of street scenes," in *Proceedings of the IEEE International Conference on Computer Vision*, pp. 4990–4999, 2017. 9
- [89] L. Yu, P. Poirson, S. Yang, A. C. Berg, and T. L. Berg, "Modeling context in referring expressions," in *European Conference on Computer Vision*, pp. 69–85, Springer, 2016. 9
- [90] J. Mao, J. Huang, A. Toshev, O. Camburu, A. L. Yuille, and K. Murphy, "Generation and comprehension of unambiguous object descriptions," in *Proceedings of the IEEE conference on computer vision and pattern recognition*, pp. 11–20, 2016. 9
- [91] S. Kazemzadeh, V. Ordonez, M. Matten, and T. Berg, "Referitgame: Referring to objects in photographs of natural scenes," in *Proceedings of the 2014 conference on empirical methods in natural language processing (EMNLP)*, pp. 787–798, 2014. 9
- [92] M. Chen, A. Radford, R. Child, J. Wu, H. Jun, D. Luan, and I. Sutskever, "Generative pretraining from pixels," in *International Conference on Machine Learning*, pp. 1691–1703, 2020. 9, 10
- [93] N. Parmar, A. Vaswani, J. Uszkoreit, Ł. Kaiser, N. Shazeer, A. Ku, and D. Tran, "Image transformer," in *International Conference on Machine Learning (ICML)*, 2018. 9, 10
- [94] P. Esser, R. Rombach, and B. Ommer, "Taming transformers for high-resolution image synthesis," *arXiv preprint arXiv:2012.09841*, 2020. 9, 10
- [95] A. Krizhevsky, "Learning multiple layers of features from tiny images," tech. rep., 2009. 9
- [96] A. Coates, A. Ng, and H. Lee, "An analysis of single-layer networks in unsupervised feature learning," in *Proceedings of the fourteenth international conference on artificial intelligence and statistics*, pp. 215–223, 2011. 9
- [97] T. Chen, S. Kornblith, M. Norouzi, and G. Hinton, "A simple framework for contrastive learning of visual representations," *arXiv preprint arXiv:2002.05709*, 2020. 9
- [98] P. Bachman, R. D. Hjelm, and W. Buchwalter, "Learning representations by maximizing mutual information across views," in *Advances in Neural Information Processing Systems*, pp. 15535–15545, 2019. 9
- [99] O. J. Hénaff, A. Srinivas, J. De Fauw, A. Razavi, C. Doersch, S. Eslami, and A. v. d. Oord, "Data-efficient image recognition with contrastive predictive coding," *arXiv preprint arXiv:1905.09272*, 2019. 9
- [100] K. He, H. Fan, Y. Wu, S. Xie, and R. Girshick, "Momentum contrast for unsupervised visual representation learning," in *Proceedings of the IEEE/CVF Conference on Computer Vision and Pattern Recognition*, pp. 9729–9738, 2020. 9
- [101] Y. Tian, D. Krishnan, and P. Isola, "Contrastive multiview coding," *arXiv preprint arXiv:1906.05849*, 2019. 9
- [102] S. Khan, H. Rahmani, S. A. A. Shah, and M. Bennamoun, "A guide to convolutional neural networks for computer vision," *Synthesis Lectures on Computer Vision*, vol. 8, no. 1, pp. 1–207, 2018. 9
- [103] A. Van den Oord, N. Kalchbrenner, L. Espeholt, O. Vinyals, A. Graves, et al., "Conditional image generation with pixelcnn

- decoders," in *Advances in neural information processing systems*, pp. 4790–4798, 2016. [9](#)
- [104] I. Goodfellow, J. Pouget-Abadie, M. Mirza, B. Xu, D. Warde-Farley, S. Ozair, A. Courville, and Y. Bengio, "Generative adversarial nets," in *NIPS*, 2014. [10](#), [11](#)
- [105] B. Lim, S. Son, H. Kim, S. Nah, and K. Mu Lee, "Enhanced deep residual networks for single image super-resolution," in *CVPRW*, 2017. [10](#)
- [106] Y. Tai, J. Yang, and X. Liu, "Image super-resolution via deep recursive residual network," in *CVPR*, 2017. [10](#)
- [107] W. Han, S. Chang, D. Liu, M. Yu, M. Witbrock, and T. S. Huang, "Image super-resolution via dual-state recurrent networks," in *CVPR*, 2018. [10](#)
- [108] Y. Zhang, K. Li, K. Li, L. Wang, B. Zhong, and Y. Fu, "Image super-resolution using very deep residual channel attention networks," in *ECCV*, 2018. [10](#), [11](#)
- [109] Y. Zhang, Y. Tian, Y. Kong, B. Zhong, and Y. Fu, "Residual dense network for image restoration," *TPAMI*, 2020. [10](#)
- [110] X. Wang, K. Yu, S. Wu, J. Gu, Y. Liu, C. Dong, Y. Qiao, and C. Change Loy, "ESRGAN: enhanced super-resolution generative adversarial networks," in *ECCVW*, 2018. [11](#)
- [111] S.-J. Park, H. Son, S. Cho, K.-S. Hong, and S. Lee, "SRFEAT: Single image super-resolution with feature discrimination," in *ECCV*, 2018. [11](#)
- [112] M. S. Sajjadi, B. Scholkopf, and M. Hirsch, "Enhancenet: Single image super-resolution through automated texture synthesis," in *ICCV*, 2017. [11](#)
- [113] C. Ledig, L. Theis, F. Huszár, J. Caballero, A. Cunningham, A. Acosta, A. Aitken, A. Tejani, J. Totz, Z. Wang, et al., "Photo-realistic single image super-resolution using a generative adversarial network," in *CVPR*, 2017. [11](#)
- [114] J. Johnson, A. Alahi, and L. Fei-Fei, "Perceptual losses for real-time style transfer and super-resolution," in *ECCV*, 2016. [11](#)
- [115] T. Dai, J. Cai, Y. Zhang, S.-T. Xia, and L. Zhang, "Second-order attention network for single image super-resolution," in *Proceedings of the IEEE conference on computer vision and pattern recognition*, pp. 11065–11074, 2019. [11](#)
- [116] B. Niu, W. Wen, W. Ren, X. Zhang, L. Yang, S. Wang, K. Zhang, X. Cao, and H. Shen, "Single image super-resolution via a holistic attention network," in *European Conference on Computer Vision*, pp. 191–207, Springer, 2020. [11](#)
- [117] J. Ho, N. Kalchbrenner, D. Weissenborn, and T. Salimans, "Axial attention in multidimensional transformers," *arXiv preprint arXiv:1912.12180*, 2019. [11](#)
- [118] Y.-C. Chen, L. Li, L. Yu, A. El Kholly, F. Ahmed, Z. Gan, Y. Cheng, and J. Liu, "Uniter: Universal image-text representation learning," in *European Conference on Computer Vision*, pp. 104–120, Springer, 2020. [13](#), [14](#), [18](#)
- [119] G. Li, N. Duan, Y. Fang, M. Gong, D. Jiang, and M. Zhou, "Unicoder-vl: A universal encoder for vision and language by cross-modal pre-training," in *AAAI*, pp. 11336–11344, 2020. [13](#), [14](#)
- [120] L. H. Li, M. Yatskar, D. Yin, C.-J. Hsieh, and K.-W. Chang, "Visualbert: A simple and performant baseline for vision and language," in *Arxiv*, 2019. [12](#), [13](#), [14](#)
- [121] J. Lu, D. Batra, D. Parikh, and S. Lee, "Vilbert: Pretraining task-agnostic visiolinguistic representations for vision-and-language tasks," in *Advances in Neural Information Processing Systems*, pp. 13–23, 2019. [12](#), [13](#), [14](#), [15](#), [18](#), [19](#)
- [122] S. Antol, A. Agrawal, J. Lu, M. Mitchell, D. Batra, C. L. Zitnick, and D. Parikh, "VQA: Visual Question Answering," in *International Conference on Computer Vision (ICCV)*, 2015. [12](#)
- [123] R. Zellers, Y. Bisk, A. Farhadi, and Y. Choi, "From recognition to cognition: Visual commonsense reasoning," in *The IEEE Conference on Computer Vision and Pattern Recognition (CVPR)*, June 2019. [12](#)
- [124] K.-H. Lee, X. Chen, G. Hua, H. Hu, and X. He, "Stacked cross attention for image-text matching," in *Proceedings of the European Conference on Computer Vision (ECCV)*, pp. 201–216, 2018. [12](#)
- [125] O. Vinyals, A. Toshev, S. Bengio, and D. Erhan, "Show and tell: A neural image caption generator," in *Proceedings of the IEEE conference on computer vision and pattern recognition*, pp. 3156–3164, 2015. [12](#)
- [126] A. Suhr, S. Zhou, A. Zhang, I. Zhang, H. Bai, and Y. Artzi, "A corpus for reasoning about natural language grounded in photographs," *arXiv preprint arXiv:1811.00491*, 2018. [12](#)
- [127] P. Sharma, N. Ding, S. Goodman, and R. Soicrut, "Conceptual captions: A cleaned, hypemymed, image alt-text dataset for automatic image captioning," in *Proceedings of the 56th Annual Meeting of the Association for Computational Linguistics (Volume 1: Long Papers)*, pp. 2556–2565, 2018. [13](#)
- [128] R. Krishna, Y. Zhu, O. Groth, J. Johnson, K. Hata, J. Kravitz, S. Chen, Y. Kalantidis, L.-J. Li, D. A. Shamma, M. Bernstein, and L. Fei-Fei, "Visual genome: Connecting language and vision using crowdsourced dense image annotations," 2016. [13](#)
- [129] V. Ordonez, G. Kulkarni, and T. L. Berg, "Im2text: Describing images using 1 million captioned photographs," in *Neural Information Processing Systems (NIPS)*, 2011. [13](#)
- [130] H. Tan and M. Bansal, "Vokenization: Improving language understanding with contextualized, visual-grounded supervision," *arXiv preprint arXiv:2010.06775*, 2020. [14](#)
- [131] W. Hao, C. Li, X. Li, L. Carin, and J. Gao, "Towards learning a generic agent for vision-and-language navigation via pre-training," in *Proceedings of the IEEE/CVF Conference on Computer Vision and Pattern Recognition*, pp. 13137–13146, 2020. [14](#)
- [132] A. Majumdar, A. Shrivastava, S. Lee, P. Anderson, D. Parikh, and D. Batra, "Improving vision-and-language navigation with image-text pairs from the web," *arXiv preprint arXiv:2004.14973*, 2020. [14](#)
- [133] J. Carreira, E. Noland, C. Hillier, and A. Zisserman, "A short note on the kinetics-700 human action dataset," *arXiv preprint arXiv:1907.06987*, 2019. [14](#), [15](#)
- [134] S. Geng, M. Zolfaghari, H. Pirsiavash, and T. Brox, "Coot: Co-operative hierarchical transformer for video-text representation learning," *arXiv preprint arXiv:2011.00597*, 2020. [14](#)
- [135] K. Soomro, A. R. Zamir, and M. Shah, "Ucf101: A dataset of 101 human actions classes from videos in the wild," *arXiv preprint arXiv:1212.0402*, 2012. [15](#)
- [136] J. F. Gemmeke, D. P. Ellis, D. Freedman, A. Jansen, W. Lawrence, R. C. Moore, M. Plakal, and M. Ritter, "Audio set: An ontology and human-labeled dataset for audio events," in *2017 IEEE International Conference on Acoustics, Speech and Signal Processing (ICASSP)*, pp. 776–780, IEEE, 2017. [15](#)
- [137] G. A. Sigurdsson, G. Varol, X. Wang, A. Farhadi, I. Laptev, and A. Gupta, "Hollywood in homes: Crowdsourcing data collection for activity understanding," in *European Conference on Computer Vision*, pp. 510–526, Springer, 2016. [15](#)
- [138] A. Shahroudy, J. Liu, T.-T. Ng, and G. Wang, "Ntu rgb+d: A large scale dataset for 3d human activity analysis," in *IEEE Conference on Computer Vision and Pattern Recognition*, June 2016. [15](#)
- [139] J. Liu, A. Shahroudy, M. Perez, G. Wang, L.-Y. Duan, and A. C. Kot, "Ntu rgb+d 120: A large-scale benchmark for 3d human activity understanding," *IEEE Transactions on Pattern Analysis and Machine Intelligence*, 2019. [15](#)
- [140] E. Triantafillou, T. Zhu, V. Dumoulin, P. Lamblin, U. Evci, K. Xu, R. Goroshin, C. Gelada, K. Swersky, P.-A. Manzagol, et al., "Meta-dataset: A dataset of datasets for learning to learn from few examples," *arXiv preprint arXiv:1903.03096*, 2019. [16](#)
- [141] T. N. Kipf and M. Welling, "Semi-supervised classification with graph convolutional networks," *arXiv preprint arXiv:1609.02907*, 2016. [16](#)
- [142] M. Zaheer, S. Kottur, S. Ravanbakhsh, B. Poczos, R. R. Salakhutdinov, and A. J. Smola, "Deep sets," in *Advances in neural information processing systems*, pp. 3391–3401, 2017. [16](#)
- [143] H. Edwards and A. Storkey, "Towards a neural statistician," *arXiv preprint arXiv:1606.02185*, 2016. [16](#)
- [144] J. Lee, Y. Lee, J. Kim, A. Kosiorek, S. Choi, and Y. W. Teh, "Set transformer: A framework for attention-based permutation-invariant neural networks," in *International Conference on Machine Learning*, pp. 3744–3753, PMLR, 2019. [16](#)
- [145] J. Lee, Y. Lee, and Y. W. Teh, "Deep amortized clustering," *arXiv preprint arXiv:1909.13433*, 2019. [16](#)
- [146] M.-H. Guo, J.-X. Cai, Z.-N. Liu, T.-J. Mu, R. R. Martin, and S.-M. Hu, "Pct: Point cloud transformer," *arXiv preprint arXiv:2012.09688*, 2020. [16](#), [17](#)
- [147] Z. Wu, S. Song, A. Khosla, F. Yu, L. Zhang, X. Tang, and J. Xiao, "3d shapenets: A deep representation for volumetric shapes," in *Proceedings of the IEEE conference on computer vision and pattern recognition*, pp. 1912–1920, 2015. [17](#), [18](#)
- [148] A. X. Chang, T. Funkhouser, L. Guibas, P. Hanrahan, Q. Huang, Z. Li, S. Savarese, M. Savva, S. Song, H. Su, J. Xiao, L. Yi, and F. Yu, "ShapeNet: An Information-Rich 3D Model Repository," Tech. Rep. [arXiv:1512.03012 \[cs.GR\]](#), Stanford University

- Princeton University — Toyota Technological Institute at Chicago, 2015. 17
- [149] C. Ionescu, D. Papava, V. Olaru, and C. Sminchisescu, “Human3.6m: Large scale datasets and predictive methods for 3d human sensing in natural environments,” *IEEE transactions on pattern analysis and machine intelligence*, vol. 36, no. 7, pp. 1325–1339, 2013. 17
- [150] T. von Marcard, R. Henschel, M. J. Black, B. Rosenhahn, and G. Pons-Moll, “Recovering accurate 3d human pose in the wild using imus and a moving camera,” in *Proceedings of the European Conference on Computer Vision (ECCV)*, pp. 601–617, 2018. 17, 18
- [151] C. Zimmermann, D. Ceylan, J. Yang, B. Russell, M. Argus, and T. Brox, “FreiHAND: A dataset for markerless capture of hand pose and shape from single rgb images,” in *Proceedings of the IEEE International Conference on Computer Vision*, pp. 813–822, 2019. 17
- [152] S. Antol, A. Agrawal, J. Lu, M. Mitchell, D. Batra, C. Lawrence Zitnick, and D. Parikh, “Vqa: Visual question answering,” in *Proceedings of the IEEE international conference on computer vision*, pp. 2425–2433, 2015. 18
- [153] P. Young, A. Lai, M. Hodosh, and J. Hockenmaier, “From image descriptions to visual denotations: New similarity metrics for semantic inference over event descriptions,” *Transactions of the Association for Computational Linguistics*, vol. 2, pp. 67–78, 2014. 18
- [154] Y. Goyal, T. Khot, D. Summers-Stay, D. Batra, and D. Parikh, “Making the v in vqa matter: Elevating the role of image understanding in visual question answering,” in *Proceedings of the IEEE Conference on Computer Vision and Pattern Recognition*, pp. 6904–6913, 2017. 18
- [155] B. A. Plummer, L. Wang, C. M. Cervantes, J. C. Caicedo, J. Hockenmaier, and S. Lazebnik, “Flickr30k entities: Collecting region-to-phrase correspondences for richer image-to-sentence models,” in *Proceedings of the IEEE international conference on computer vision*, pp. 2641–2649, 2015. 18
- [156] C. R. Qi, L. Yi, H. Su, and L. J. Guibas, “Pointnet++: Deep hierarchical feature learning on point sets in a metric space,” *Advances in neural information processing systems*, vol. 30, pp. 5099–5108, 2017. 18
- [157] “Openai’s gpt-3 language model: A technical overview.” <https://lambdalabs.com/blog/demystifying-gpt-3/>. Accessed: 2020-12-31. 17
- [158] R. Child, S. Gray, A. Radford, and I. Sutskever, “Generating long sequences with sparse transformers,” *arXiv preprint arXiv:1904.10509*, 2019. 17
- [159] I. Beltagy, M. E. Peters, and A. Cohan, “Longformer: The long-document transformer,” *arXiv preprint arXiv:2004.05150*, 2020. 17
- [160] N. Kitaev, Ł. Kaiser, and A. Levskaya, “Reformer: The efficient transformer,” *arXiv preprint arXiv:2001.04451*, 2020. 17
- [161] A. Vyas, A. Katharopoulos, and F. Fleuret, “Fast transformers with clustered attention,” *Advances in Neural Information Processing Systems*, vol. 33, 2020. 17
- [162] E. Voita, D. Talbot, F. Moiseev, R. Sennrich, and I. Titov, “Analyzing multi-head self-attention: Specialized heads do the heavy lifting, the rest can be pruned,” *arXiv preprint arXiv:1905.09418*, 2019. 19
- [163] S. Abnar and W. Zuidema, “Quantifying attention flow in transformers,” *arXiv preprint arXiv:2005.00928*, 2020. 19
- [164] H. Chefer, S. Gur, and L. Wolf, “Transformer interpretability beyond attention visualization,” *arXiv preprint arXiv:2012.09838*, 2020. 19
- [165] B. Li, S. Pandey, H. Fang, Y. Lyv, J. Li, J. Chen, M. Xie, L. Wan, H. Liu, and C. Ding, “Ftrans: energy-efficient acceleration of transformers using fpga,” in *Proceedings of the ACM/IEEE International Symposium on Low Power Electronics and Design*, pp. 175–180, 2020. 20
- [166] H. Wang, Z. Wu, Z. Liu, H. Cai, L. Zhu, C. Gan, and S. Han, “Hat: Hardware-aware transformers for efficient natural language processing,” *arXiv preprint arXiv:2005.14187*, 2020. 20
- [167] G. Bender, P.-J. Kindermans, B. Zoph, V. Vasudevan, and Q. Le, “Understanding and simplifying one-shot architecture search,” in *International Conference on Machine Learning*, pp. 550–559, 2018. 20
- [168] Z. Guo, X. Zhang, H. Mu, W. Heng, Z. Liu, Y. Wei, and J. Sun, “Single path one-shot neural architecture search with uniform sampling,” *arXiv preprint arXiv:1904.00420*, 2019. 20
- [169] H. Pham, M. Y. Guan, B. Zoph, Q. V. Le, and J. Dean, “Efficient neural architecture search via parameter sharing,” *arXiv preprint arXiv:1802.03268*, 2018. 20
- [170] K. Desai and J. Johnson, “Virtex: Learning visual representations from textual annotations,” *arXiv preprint arXiv:2006.06666*, 2020. 20