

Multitask Learning for Class-Imbalanced Discourse Classification

Alexander Spangher, Jonathan May

University of Southern California
{spangher, jonmay}@usc.edu

Sz-rung Shiang, Lingjia Deng

Bloomberg
{sshian, ldeng43}
@bloomberg.net

Abstract

Small class-imbalanced datasets, common in many high-level semantic tasks like discourse analysis, present a particular challenge to current deep-learning architectures. In this work, we perform an extensive analysis on sentence-level classification approaches for the *News Discourse* dataset, one of the largest high-level semantic discourse datasets recently published. We show that a multitask approach can improve 7% Micro F1-score upon current state-of-the-art benchmarks, due in part to label corrections across tasks, which improve performance for underrepresented classes. We also offer a comparative review of additional techniques proposed to address resource-poor problems in NLP, and show that none of these approaches can improve classification accuracy in such a setting.

1 Introduction

Learning the discourse structure of text is an important field in NLP research, and has been shown to be helpful for diverse tasks such as: event-extraction (Choubey et al., 2020), opinion-mining and sentiment analysis (Chenlo et al., 2014); natural language generation (Celikyilmaz et al., 2020), text summarization (Lu et al., 2019; Isonuma et al., 2019) and cross-document storyline identification (Rehm et al., 2019); and even conspiracy-theory analysis (Abbas, 2020) and misinformation detection (Zhou et al., 2020).

However, even as recent advances in NLP allow us to achieve human-level performance in a variety of tasks, discourse-learning, a supervised learning task, faces the following challenges. (1) Discourse Learning (DL) tends to be a complex task, with tagsets focusing on abstract semantic concepts (human annotators often require training, conferencing, and still express disagreement (Das et al., 2017)). (2) DL tends to be resource-poor, as annotation complexities make large-scale data

collection challenging (Table 1). To make matters worse, different discourse schemas often capture similar discourse intent with different labels, like recent corpora based on variations of Van Dijk’s news discourse schema (Choubey et al., 2020; Yarlott et al., 2018; Van Dijk, 2013). (3) Classes tend to be very imbalanced. For example, of Penn Discourse Tree-Bank’s 48 classes, the top 24 are 24.9 times more common than the bottom 24 on average (Prasad et al., 2008).

There is no previous work establishing correspondences of discourse labels from one schema to another, but we hypothesize that a multitask approach incorporating multiple discourse datasets can address the challenges listed above. *Specifically, by introducing complementary information from auxiliary discourse tasks, we can increase performance for a primary discourse task’s underrepresented classes.*

We propose a multitask neural architecture (Section 3) to address this hypothesis. We construct tasks from 6 discourse datasets and an events dataset (Section 2), *including a novel discourse dataset we introduce in this work*. Although different datasets are developed under divergent schemas with divergent goals, our framework is able to combine the work done by generations of NLP researchers and allows us not to “waste” their tagging work.

Our experiments show that a multitask approach can help us improve discourse classification on a primary task, *NewsDiscourse* (Choubey et al., 2020), from a baseline performance of 62.8% Micro F-1 to 67.7%, an increase of 7% (Section 4), with the biggest improvements seen in underrepresented classes. On the contrary, simply augmenting training data fails to improve performance. We give insight into why this is occurring (Section 5). In the multitask approach, the primary task’s underrepresented tags are correlated with tags in other datasets. However, if we only provide

more data without any correlated labels, we overpredict the overrepresented tags. Meanwhile, we test many other approaches proposed to address class-imbalance, including using hierarchical labels (Silva-Palacios et al., 2017), different loss functions (Li et al., 2019b), and CRF-sequential modeling (Tomanek and Hahn, 2009), and we observe similar negative results (Appendix E). Taken together, this analysis indicates that the signal from the labeled datasets is essential for boosting performance in class-imbalanced settings.

In summary, our core contributions are:

- We show an improvement of 7% above state-of-the-art on the *NewsDiscourse* dataset, and we introduce a novel news discourse dataset with 67 tagged articles based on an expanded Van Dijk news discourse schema (Van Dijk, 2013).
- *What worked and why*: we show that different discourse datasets in a multitask framework complement each other; correlations between labels in divergent schemas provide support for underrepresented classes in a primary task.
- *What did not work and why*: pure training data augmentation failed to improve above baseline because they overpredicted overrepresented classes and thus hurt the overall performances.

2 Datasets

Classical discourse tasks, based off of datasets like Penn Discourse Tree Bank (PDTB) (Prasad et al., 2008), and Rhetorical Structure Theory Tree Bank (RST) (Carlson et al., 2003), focus on identifying clauses and classifying relations between pairs of them: such datasets give insight into temporal relations, causal-semantic relations, and the role of text in argument-supporting. Modern discourse tasks, based off datasets like the Argumentation (Arg.) (Al Khatib et al., 2016) and *NewsDiscourse* (VD1), on the other hand, focus on classifying sentences: such datasets focus on the functional role each sentence is playing in a larger narrative, argument or negotiation.

We use 7 different datasets in our multitask setup, shown in Table 1. Four datasets are “modern” discourse datasets (containing sentence-level labels and no relational labels). Two datasets are “classical” discourse datasets: PDTB and RST (contain-

ing clausal relations). One event dataset, Knowledge Base Population Event Nuggets 2014/2015 (KBP), contains information on the presence of events in sentences.

2.1 Van Dijk Schema Datasets (VD1, VD2, VD3)

The Van Dijk Schema, developed by Richard Van Dijk in 1988 (Van Dijk, 2013), was applied with no modifications in 2018 (Yarlott et al., 2018) to a dataset, the VD2 dataset, of 50 news articles sampled from the ACE corpus. The Van Dijk schema contains the following sentence-level discourse tags: *Lede*, *Main Event* (**M1**), *Consequence* (**M2**), *Circumstances* (**C1**), *Previous Event* (**C2**), *Historical Event* (**D1**), *Expectation* (**D4**), *Evaluation* (**D3**) and *Verbal Reaction*.

We introduce a novel news discourse dataset that also follows the Van Dijk Schema, the VD3 dataset. It contains 67 labeled news articles, also sampled from the ACE corpus without redundancy to VD2. An expert annotator labeled each article on the sentence-level. We made the following additions to the Van Dijk Schema: *Explanation* and *Secondary Event*. We introduce the *Explanation* tag to help our annotator capture examples of “Explanatory Journalism” (Forde, 2007) in the dataset, and we introduce the *Secondary Event* after our annotator observed that secondary storylines sometimes present in news articles are not well-captured by the original schema’s tags. To judge accuracy, the annotator additionally labeled 10 articles that had been in VD2; the interannotator agreement was $\kappa = .69$.

The dataset of the primary task is the VD1 dataset (Choubey et al., 2020). This dataset contains 802 tagged news articles and follows a modified Van Dijk schema for news discourse relation. Authors introduced the *Anecdotal Event* (**D2**) tag and eliminated the *Verbal Reaction* tag. Every sentence in VD1 is tagged with both a discourse tag from the modified Van Dijk schema, as well another tag indicating *Speech* or *Not Speech*.

2.2 Argumentation Dataset (Arg.)

A substantial volume of the content in news articles pertains not to factual assertions, but to analysis, opinion and explanation (Steele and Barnhurst, 1996). Indeed, several classes in Van Dijk’s schema (for example, *Expectation* and *Evaluation*) classify news discourse that is not factual, but opinion-focused.

Dataset Name	Label	#Docs	#Sents	#Tags	Alt.	Type	Imbal.
<i>NewsDiscourse</i>	VD1	802	18,151	9	No	MC	3.01
Van Dijk (Yarlott et al., 2018)	VD2	50	1,341	9	No	MC	3.81
Van Dijk (present work)	VD3	67	2,088	12	No	MC	6.36
Argumentation	Arg.	300	11,715	5	No	ML	9.35
Penn Discourse Treebank ^{**+}	PDTB- <i>t</i>	194	12,533	5	Yes	ML	2.28
Rhetorical Structure Theory ^{**}	RST	223	7,964	12	Yes	ML	2.90
KBP Events 2014/2015 ^{**}	KBP	677	24,443	4	Yes	ML	4.07

Table 1: List of the datasets used in our work, an acronym, the size, number of tags (k), whether we processed it, whether there is one label per sentence (multiclass, MC) or multiple (multilabel, ML) and the class imbalance. (Class imbalance is calculated by: $\frac{\sum_{j=1}^{\lfloor k/2 \rfloor} n_j}{\lfloor k/2 \rfloor} / \frac{\sum_{j=\lfloor k/2 \rfloor+1}^k n_j}{\lfloor k/2 \rfloor+1}$. where n_j is the number of datapoints labeled in class j , and classes are sorted such that $n_1 > n_2 > \dots > n_k$). ^{**} indicates that we filtered the dataset and ⁺ that we used a subset of tags.

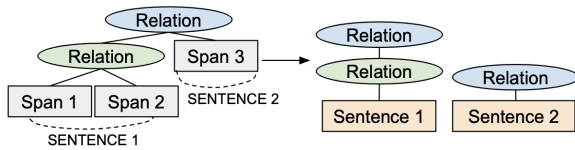


Figure 1: We processed the Penn Discourse Treebank and Rhetorical Structure Theory datasets, which are both hierarchical and relation-focused, to be sentence-level annotation tags.

Thus, we sought to include a discourse dataset that was focused on delineating different categories of opinion. The Argumentation dataset (Al Khatib et al., 2016) is a sentence-level labeled dataset consisting of 300 news editorials randomly selected from 3 news outlets.¹ The discourse tags the authors use to classify sentences are: *Anecdote*, *Assumption*, *Common-Ground*, *Statistics*, and *Testimony*.²

2.3 Penn Discourse Treebank (PDTB) and Rhetorical Structure Theory (RST)

The two classical discourse datasets each identify spans of text, or clauses, and annotate how different spans relate to each other. As shown in the left-side of Figure 1, relation annotations are between either two clauses, or between two members of the clause hierarchy. We process each dataset so that each sentence is annotated with the set of all relations occurring at least once in the sentence. We downsample each dataset so that the sentence-

length distribution of articles matches the sentence-length distribution of the VD1 dataset.

The full PDTB, in particular, is a high-dimensional, sparse labelset (48 relation classes in 2, 159 documents, 43, 340 sentences) covering a wide span of relation-types, including: *Contingency*, *Temporal*, *Expansion* and *Comparison* relations. To reduce the dimensionality and sparsity of the PDTB labelset, we only select PDTB tags pertaining to *Temporal* relations, and exclude all articles that do not contain at least one such relation. This includes the tags: *Temporal*, *Asynchronous*, *Precedence*, *Synchrony*, *Succession*. We filter to these tags after observing that semantic differences between certain tags in VD1 depend on the temporal relation of tagged sentences: for example, the tags *Previous Event* and *Consequences* both describe events occurring relative to a *Main Event* sentence, but a *Previous Event* sentence occurs the before the *Main Event* while the *Consequence* occurs after. (To remove ambiguity, we henceforth refer to our filtered PDTB dataset as PDTB-*t*, for “temporal”.)

For RST, we develop a heuristic mapping for semantically similar tags (Appendix B) to reduce dimensionality, and then only include tags that appear in more than 800 sentences. The final set of tags that we use for RST is: *Elaboration*, *Joint*, *Topic Change*, *Attribution*, *Contrast*, *Explanation*, *Background*, *Evaluation*, *Summary*, *Cause*, *Topic-Comment*, *Temporal*.

2.4 Knowledge Base Population (KBP) 2014/2015

Semantic differences between certain tags in VD1 depend on the presence or absence of an event,

¹aljazeera.com, foxnews.com and theguardian.com

²These tags share commonalities with Bales’ Interactive Process Analysis categories, which delineate ways in which group members convince each other of arguments (Bales, 1950, 1970), and have been used to analyze opinion content in news articles (Steele and Barnhurst, 1996).

for example, the tags *Previous Event* and *Current Context* both provide proximal background to a *Main Event* sentence, but a *Previous Event* sentence contains an event while a *Current Context* does not.

We hypothesize that a dataset annotating whether events exist within a sentence can help our model differentiate these categories better. So, we collect an additional non-discourse dataset, the KBP 2014/2015 Event Nugget dataset, which annotates the trigger words for events by event-type: *Actual Event*, *Generic Event*, *Event Mention*, and *Other*. We preserve this annotation at the sentence level, similar to the PDTB and RST transformations in Section 2.3 and downsample documents similarly.

3 Methodology

Here we describe the methods we use, along with the variations that we test, which are summarized in Figure 2.

3.1 Multitask Objective

Our multitask setup framework can broadly be seen as a multitask feature learning (MTFL) architecture, which is common in multitask NLP applications (Zhang and Yang, 2017).

As shown in Figure 3, we formulate a multitask approach to DL with the VDI dataset as our primary task. Our multitask architecture uses shared encoder layers and specific classification heads for each task.

From our joined dataset $D = \{D_t\}_{t=1}^T$ across tasks $t = 1, \dots, T$, where D_t is of size N_t and contains $\{(x_i, y_i)\}_{i=1}^{N_t}$ pairs, we randomly sample one task t and one datum (x_i, y_i) from that task’s dataset, D_t . Our multitask objective is to minimize the sum of losses across tasks:

$$\min L(D, \alpha) = \min_{\theta} \sum_{t=1}^T \sum_{i=1}^{N_t} \alpha_t L_t(D_i^t) \quad (1)$$

where L_t is the task-specific loss with hyperparameter $\alpha = \{\alpha_t\}_{t=1}^T$, a coefficient vector summing to a constant, c , that tells us how to weight the loss from each task.

3.2 Neural Architecture

Our neural architecture, shown in Figures 3 and 4, consists of a sentence-embedding layer with optional embedding augmentations, a classification

layer for the primary task, and optional classification layers for auxiliary supervised tasks. We describe each layer in turn.

Sentence-Embedding Modeling The architecture we use to model each supervised task in our multi-task setup is inspired by previous work in sentence-level tagging and discourse learning (Choubey et al., 2020; Li et al., 2019a). As shown in Figure 4, we use a transformer model, RoBERTa-base (Liu et al., 2019), to generate sentence embeddings: each sentence in a document is fed sequentially into the same model, and we use the <s> token from each sentence as the sentence-level embedding. The sequence of sentence embeddings is then fed into a Bi-LSTM layer to provide contextualization. Each of these layers is shared between tasks.³

Embedding Augmentations We experiment concatenating different embeddings to our sentence-level embeddings to incorporate information on document-topic and sentence-position: headline embeddings (H_i) generated via the same method as sentence-embeddings; vanilla positional embeddings ($P_{i,j}$) and sinusoidal positional embeddings ($P_{i,j}^{(s)}$) as described in Vaswani et al. (2017) but on the sentence-level rather than the word-level; document embeddings (D_i), and document arithmetic ($A_{i,j}$).

To generate D_i and $A_{i,j}$ for sentence j of document i , we use self-attention on input sentence-embeddings to generate a document-level embedding, and perform the following arithmetic to isolate the topic, as done by Choubey et al. (2020):

$$D_i = \text{Self-Att}(\{S_{i,j}\}_{j=1}^{N_i}) \quad (2)$$

$$A_{i,j} = D_i * S_{i,j} \oplus D_i - S_{i,j} \quad (3)$$

where $S_{i,j}$ is the sentence-embedding for sentence j of document i , and self-attention is an operation defined by Cheng et al. (2016).

Supervised Heads Each contextualized embedding is classified using a feed-forward layer. The feed-forward layer is task-specific. The three tasks PDBT, RST, and KBP are multilabel classification tasks and the rest of the tasks are multiclass classification tasks.⁴

³Variations on our method for generating sentence embeddings are reported in Appendix E.1

⁴Variations both of the classification task and the loss function, aimed at addressing the class imbalance inherent in the VDI dataset, are reported in Appendix E.2.

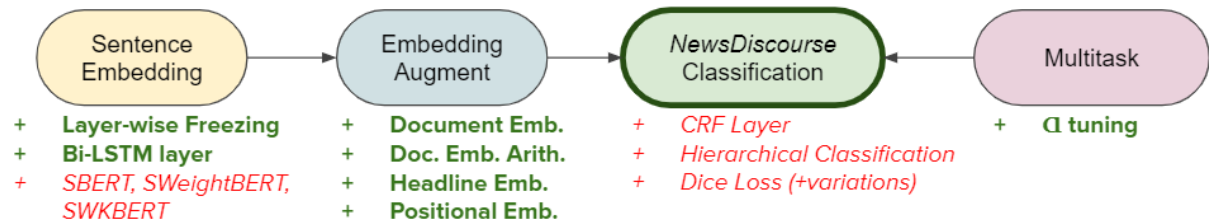


Figure 2: Overview of the experimental variations we consider, at each stage of the classification pipeline. **Bold green** indicates variations that had a positive effect on the classification accuracy, and *Italic red* indicates variations that did not. Some variations are described in the Appendix.

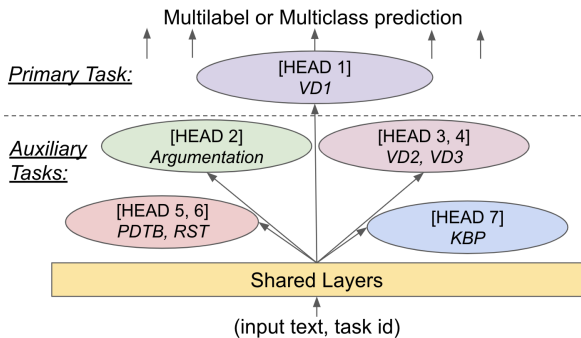


Figure 3: Our multitask setup uses 7 heads: 4 multi-class classification heads to classify VD1, Arg., VD3 and VD2 datasets and 3 multilabel classification heads to classify PDTB, RST and KBP 2014/2015.

3.3 Data Augmentation

To determine whether it is the labeled information in the multitask setup that is helping us achieve higher accuracy or simply the addition of more news articles, we perform a “data-ablation”: we test using additional data that does not contain new label information.

We use Training Data Augmentation (TDA) to enhance single-task learning by increasing the size of the training dataset through data augmentations on the training data (DeVries and Taylor, 2017).

We generate 10 augmentations for each sentence in VD1. Our augmentation function, g , is a sampling-based backtranslation function, which is a common method for data augmentation (Edunov et al., 2018). To perform backtranslation, we use Fairseq’s English to German and English to Russian models (Ott et al., 2019). Inspired by Chen et al. (2020), we generate backtranslations using random sampling with a tunable temperature parameter instead of beam search, to ensure diversity in augmented sentences.

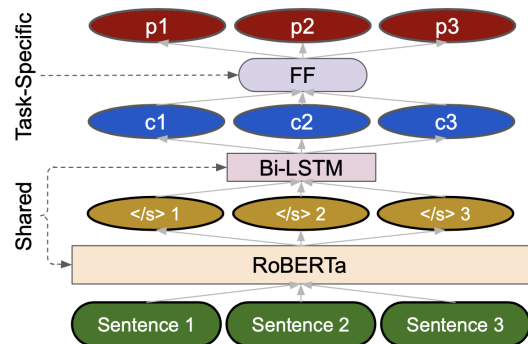


Figure 4: Sentence-Level classification model used for each prediction task. The $\langle /s \rangle$ token in a RoBERTa model is used to generate sentence-level embeddings, $\langle /s \rangle_i$. Bi-LSTM is used to contextualize these embeddings, c_i . Finally, FFNN layer is used to make class predictions, p_i . The RoBERTa and Bi-LSTM layers are shared between tasks and the FFNN is the only task-specific layer.

4 Experiments and Results

In this section, we first discuss experiments using VD1 as a single classification task. Then, we discuss the experiments using VD1 in a multitask setting. Finally, we discuss our experiments with data augmentation. We show explorations we did to try to maximize the performance of each method (negative results shown in Appendix E.)

4.1 Single Task Experiments

ELMo vs RoBERTa The first improvement we observe derives from the use of RoBERTa as a contextualized embedding layer rather than ELMo (Peters et al., 2018), as used in the baseline (Choubey et al., 2020). We observe a 2-point F1-score improvement from 62 F1-score to 64 F1-score.

Layer-wise Freezing (+Frozen) The second improvement we observe follows from layerwise freezing for RoBERTa. We observe that unfreezing the layers closest to the output results in the greatest improvement (Figure 5). Layer-wise freezing was

	M1	M2	C2	C1	D1	D2	D3	D4	E	Mac.	Mic.
Support	460	77	1149	284	406	174	1224	540	396	4710	4710
ELMo	50.6	27.0	58.9	35.2	63.4	50.3	70.5	64.3	94.6	57.21	62.85
RoBERTa	52.1	9.4	65.1	27.7	68.1	51.6	72.4	65.4	96.0	56.43	64.97
+Frozen	51.2	29.3	64.3	29.8	72.2	65.8	73.7	67.1	96.5	61.08	66.54
+EmbAug	54.1	28.0	64.7	35.9	71.8	66.3	72.9	65.9	96.3	61.76	66.92
TDA	85.3	52.2	57.1	29.8	61.1	44.3	66.1	58.2	16.4	56.53	59.22
MT-Mac	54.9	35.5	63.8	35.9	73.7	70.7	73.7	66.3	96.7	63.46	67.51
MT-Mic	55.4	25.0	67.1	32.8	72.5	68.9	73.6	65.8	96.0	61.89	67.70

Table 2: **Overview:** F1-scores of individual class tags in VD1 and Macro-averaged F1-score (Mac.) and Micro F1-score (Mic.). **ELMo** is the baseline used in (Choubey et al., 2020). **RoBERTa+Frozen+EmbAug** is our subsequent baseline. **TDA** refers to Training Data Augmentation. MT stands for multitask: MT-Mac is a trial with α chosen to maximize Macro F1-score while MT-Mic is a trial with α chosen to maximize Micro F1-score.

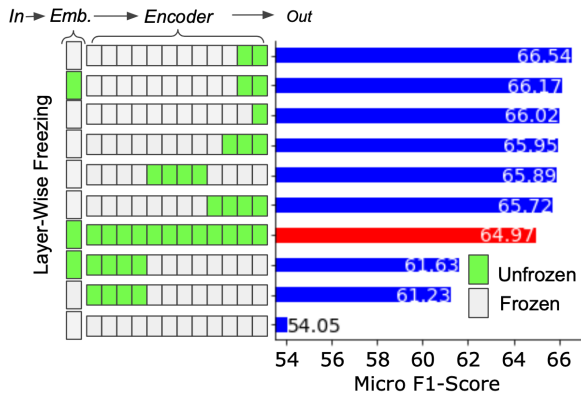


Figure 5: Here we show a sample of the different layer-wise freezing that we performed. “Emb.” block is the embedding lookup table for word-pieces. “Encoder” blocks closer to the input are visualized on the left, and blocks to the right are closer to the output. The red bar indicates the baseline, unfrozen RoBERTa model.

a bottleneck to all other improvements observed: prior to performing layer-wise freezing, none of the experiments we tried, including multitask, had any effect. We observe a 1.5 F1-score improvement above a RoBERTa unfrozen baseline.

Embedding Augmentations (+EmbAug) The third improvement we observe derives from concatenating embedding layers that contain additional document-level information. We observe a .5 F1-score improvement above a RoBERTa partially-frozen baseline with a full concatenation of Document Embeddings, Headline Embeddings, and Sinusoidal Positional Embeddings (Table 3). The .5 F1-score improvement holds across different sentence embeddings variations (Appendix E). The embeddings appear to interact as together they present an improvement but by themselves they offer no improvement.

Embedding Augmentations	δ Micro F1
$\oplus P_i^{(s)} \oplus D_i \oplus A_i \oplus H_i$.38
$\oplus P_i^{(s)} \oplus D_i \oplus A_i$.37
$\oplus P_i^{(s)} \oplus D_i \oplus H_i$.35
$\oplus P_i \oplus D_i \oplus A_i \oplus H_i$.33
$\oplus H_i$.11
$\oplus D_i$.00
$\oplus D_i \oplus A_i$.00
$\oplus P_i$	-.01
$\oplus P_i^{(s)}$	-.08

Table 3: **Sample** of combinations of embedding augmentation variations. Micro F1-score increase gained by adding the embedding augmentation above **+Frozen**. $P_i^{(s)}$ is sinusoidal and P_i is vanilla positional embeddings. D_i is document embeddings and A_i is document embeddings arithmetic. H_i is headline embeddings.

4.2 Multi-Task Experiments

As shown in Table 2, multitask achieves the best performance. We conduct our multitask experiment by performing a grid-search over a wide range of loss-weighting, α (defined in Equation 1). As can be seen, in Figure 7, the weighting achieving the top Micro F1-score includes datasets: VD1, Arg., RST and PDTB-*t*, while the weighting achieving the top Macro F1-score includes datasets: VD1, Arg., VD3, and RST.

We parse the effect of different loss-weighting schemes for each dataset on the output scores by running Linear Regression, where $X = \alpha$, the loss-weighting scheme, and $y = \text{F1-score}$. The Linear Regression coefficients, β , displayed in Table 4, approximate the effect of each dataset has. Note

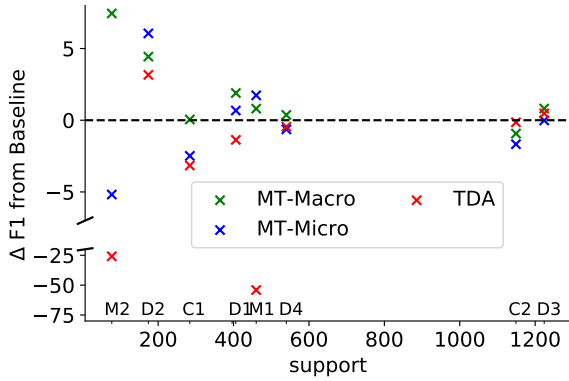


Figure 6: Comparison of class-level accuracy vs. tag for three models: MT-Micro, TDA (which underperforms baseline for lower-represented tags like M2, C1), and MT-Macro (which overperforms baseline for lower represented tags M1, M2, D1, D2). Split y-axis shown for clarity, due to TDA outliers.

Dataset	LR β	Dataset	LR β
VD1 (Main)	.83	Arg.	.05
RST	.50	PDTB	-.69
VD3	.49	KBP	-2.17
VD2	.21	Intercept	66.26

Table 4: The Linear Regression coefficients (β) for each dataset to parse the effects of each dataset on the scores. We run a simple Linear Regression model, LR, on the α weights from all grid-search trials (a subset of which are shown in Figure 7) to predict Micro F1-scores (i.e. $LR(\alpha) = \text{Mic. F1-score}$). This shows us, for example, that increasing RST’s weight by +1 yields .5 F1-score improvement. Note: this is only an approximation, and dataset-weights might have a non-linear effect.

that this is just an approximation, and does not account for nonlinearity in α (i.e. datasets that have a negative effect within one range of α might be less negative, or even positive within another).

4.3 Data Augmentation Experiments

As shown in Table 2 and Figure 7, TDA fails to improve performance from our baseline. In the next section, we give insights into why multitask improves the performances but training data augmentation fails to do so.

5 Discussion

As shown in Figure 6, a multitask approach to this problem significantly increases performance for classes with a lower support, while not jeopardizing the performance for classes with a higher sup-

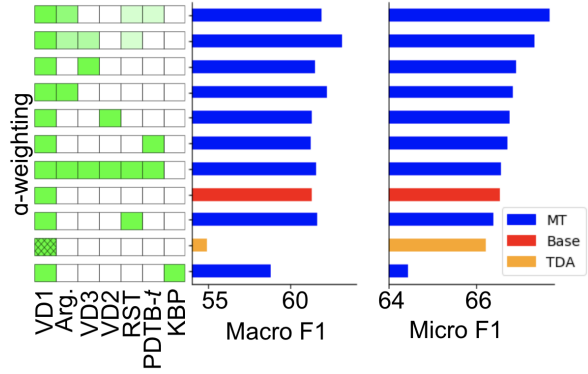


Figure 7: Loss-coefficient weightings (α vector) (y-axis) and Macro vs. Micro F1 Score shown for: (a) a mix of trials, (blue bar, $\{VD1, X_1, \dots, X_k\}$) (b) pairwise multitask tasks (blue bar, $\{VD1, X_1\}$), (c) baseline (red bar: $\{VD1\}$) (d) data ablation (yellow bar, TDA). Cells corresponding to training data sets are green in strength proportional to their α value. Although several simple multitask settings (0-1 α vectors) beat the baseline, the best performing settings are a soft mix of the 6 discourse tasks.

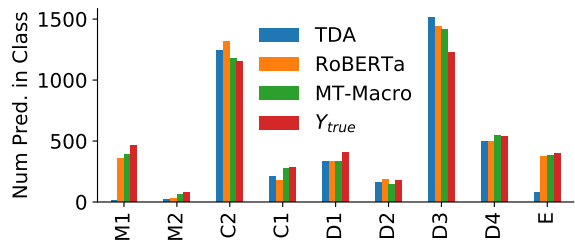


Figure 8: TDA over-predicts the better-represented classes (C2, D3) relative to y_{true} , and underpredicts the lesser represented classes (M1, M2, C1, D1). MT-Macro prediction rates are closer to Y_{true} . (If C_x is the empirical distribution over class-predictions made by model x , then $D_{KL}(C_{TDA}||C_{Y_{true}}) = .27$, $D_{KL}(C_{MT-Macro}||C_{Y_{true}}) = .01$).

port. This is in contrast to purely data augmentation approaches like TDA. Improving performance in low-support classes improves overall Macro F1, as expected, but, as can be seen in Table 2, is beneficial to Micro F1 as well.

Hyun et al. (2020) show that, for class-imbalanced problems, regions of the data manifold that contain the underrepresented classes are poorly generalizable in data-augmented settings, resulting in general ambiguity in these regions. We show in Figure 8 that TDA over-predicts the overrepresented class.

Multitask learning can help learn part of the data manifold where underrepresented class exists by learning signal from a class which is correlated. Ta-

	Argument.	VD3 Dataset										VD2 Dataset										Supp.						
		Anecdote	Assumption	Common Ground	Statistics	Testimony	Lede	Main Event	Consequence	Previous Event	Secondary Event	Current Event	Historical Event	Evaluation	Expectation	Explanation	Verbal Reaction	Lede	Main Event	Consequence	Previous Event	Current Event	Historical Event	Evaluation	Expectation	Verbal React.		
Main Event																											1782	
Consequence																												387
Previous Event	.5																											4486
Current Context	.4	.5																										1094
Historical Event																												1499
Anecdotal Event																												609
Evaluation	-.4	-.5																										4697
Expectation	-.4																											1981

Table 5: Spearman correlations between tags predicted with VD1 head and Argumentation, VD3 and VD2 heads. Note that the two Van Dijk datasets have high correlations between most tags that they have in common.

	Elaboration	Joint	Topic Change	Attribution	Contrast	Explanation	Background	Evaluation	Summary	Cause	Topic Comment	Temporal	Temporal	Asynchronous	Precedence	Synchrony	Succession	Support	
Main Event																			1782
Consequence																			387
Previous Event																			4486
Current Context																			1094
Historical Event																			1499
Anecdotal Event																			609
Evaluation																			4697
Expectation																			1981

Table 6: Spearman correlation between tags predicted with VD1 head and RST head and PDTB-*t* head, on the Evaluation split of VD1. Note that PDTB-*t* relations, which tend to be temporally-based, have a positive correlation with *Consequence* and *Historical Event* tags, which are both defined in temporal relation to the *Main Event* tag.

bles 5 and 6 show the correlation between class labels predicted by our multitask model on the same dataset using different heads. For example, for a set of sentences X , there is a .4 correlation between those tagged *Background* by the RST head, and those tagged *Previous Event* by the VD1 head.

Table 5 provides a sanity check: the Van Dijk datasets largely agree on the tags that share similar definitions. For example, there is a strong correlation between sentences tagged *Main Event* by the VD1 head and those tagged *Main Event* by the VD3 head.

However, what is most interesting are the strong correlations existing between underrepresented classes in the VD1 dataset. Classes *Consequence* and *Anecdotal Event* are two of the lowest-support classes, yet they each have strong correlations with tags in every other dataset. For example, a *Consequence* sentence, which is defined in part due to its

temporal relation to a *Main Event* sentence, is correlated with temporal tags in the PDTB-*t* dataset. Likewise, *Anecdotal Event* is correlated with *Testimony* in the Argumentation dataset.

TDA serves as an ablation study. A counterargument to our claims on our Multitask setup is that, by incorporating additional tasks and additional datasets, we simply expose the model to more data. As TDA shows, however, this is not the case, as performance drops, in TDA’s case significantly, when we introduce more data.⁵

We provide additional information on the difficulty of this task in Figure 9 by asking additional expert annotators to label our data. Our annotators sampled 30 documents from VD1, read Choubey

⁵One approach we can consider for TDA is to generate more augmentations for underrepresented classes. However, since we are modeling sequential data, this is generally not possible to do for all underrepresented tags.

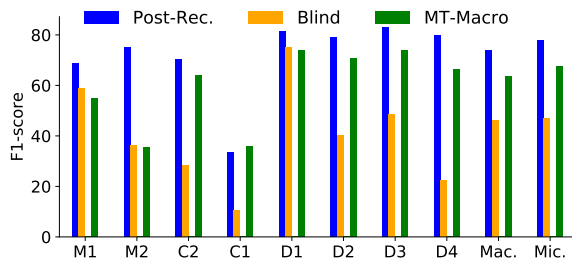


Figure 9: Our agreement with (Choubey et al., 2020) on a small 30 article sample from VD1. **Blind** shows our agreement after reading their annotation guidelines and practicing, but not observing their results. **Post-Rec.** (Post-Reconciliation) shows our agreement after observing their annotations on the documents we annotated. **MT-Macro** is one of our top models.

et al. (2020)’s annotation guidelines and practiced on a few trial examples. Then they annotated all 30 documents. Annotations made in this pass, the **Blind** pass, had significantly lower accuracy across categories than our best model. Then, however, our annotators observed Choubey et al. (2020)’s original tags on the 30 blind-tagged articles, discussed, and changed where necessary. Surprisingly, even in this pass, the **Post-Reconciliation** pass, our annotators rarely had more than 80% F1-score agreement with Choubey et al. (2020)’s published tags.

Thus, Van Dijk labeling task might face an inherent level of legitimate disagreement, which **MT-Macro** seems to be approaching. However, there are two classes, M1 and M2, where **MT-Macro** underperformed even the **Blind** annotation. For these classes, at least, we expect that there is further room for modeling improvement through: (1) annotating more data, (2) incorporating more auxiliary tasks in the multitask setup (3) learning from unlabeled data, using an algorithm like MixMatch (Berthelot et al., 2019) or unsupervised data augmentation (Xie et al., 2019) along with our supervised tasks.

6 Related Work

Most state-of-the-art research in discourse analysis has focused on classifying the discourse relations between pairs of clauses, as is practice in the Penn Discourse Treebank (PDTB) (Prasad et al., 2008) and Rhetorical Structure Theory (RST) dataset (Carlson et al., 2003). Corpora and methods have been developed to predict explicit discourse connectives (Miltsakaki et al., 2004; Lin et al., 2009; Das et al., 2018; Malmi et al., 2017; Wang et al., 2018) as well as implicit discourse re-

lations (Rutherford and Xue, 2016; Liu et al., 2016; Lan et al., 2017; Lei et al., 2017). Choubey et al. (2020) built a news article corpus where each sentence was tagged with a discourse label defined in Van Dijk schema (Van Dijk, 2013).

Since discourse analysis has limited resources, some work has explored multitask framework to learn from more than one discourse corpus. Liu et al. (2016) propose a CNN based multitask model and Lan et al. (2017) propose an attention-based multitask model to learn implicit relations in PDTB and RST. The main difference in our work is the coverage and flexibility of our framework. This work is able to learn both explicit and implicit discourse relations, both multilabel and multiclass tasks, and both labeled data and non-labeled data in one framework, which makes it possible to fully utilize classic corpora like PDTB and RST as well as recent corpora developed in Van Dijk schema.

Ruder (2017) gives a good overview of multitask learning in NLP more broadly. A major early work by Collobert and Weston (2008) uses a single CNN architecture to jointly learn 6 different NLP tasks, ranging from supervised low-level syntactic tasks (e.g. *Part-of-Speech Tagging*) to higher-level semantic tasks (e.g. *Semantic Role Labeling*) as well as unsupervised tasks (e.g. *Language Modeling*). They find that a multitask improves performance in semantic role labeling. Our work differs in several key aspects: (1) we are primarily concerned with sentence-level tasks, whereas Collobert and Weston perform word-level tasks; (2) we consider a softer approach to task inclusion and use different weighting schemes for the tasks in our formulation; (3) we perform a deeper analysis of why multitask helps, including examining inter-task prediction-correlations and class-imbalance.

Another broad domain of multitask learning in NLP lies within machine translation, the canonical example being Aharoni et al. (2019). In this work, authors jointly train a translation model between hundreds of language-pairs and find that low-resource tasks benefit especially. A different direction for multilingual modeling has been to use resources from one language to perform tasks in another. For many NLP tasks, for example, Information Extraction (Wiedemann et al., 2018; Névéol et al., 2017; Poibeau et al., 2012), Event Detection (Liu et al., 2018; Agerri et al., 2016; Lejeune et al., 2015), Part-of-Speech tagging (Plank et al., 2016; Naseem et al., 2009), and even Discourse Analy-

sis (Liu et al., 2020), the largest tagged datasets available are primarily in English, and researchers have trained classifiers in a multilingual setting that either translate resources into the target language, translate the target language into the source language, or learn a joint multilingual space. We are primarily concerned with labeling discourse-level annotations on English sentences, however, we may benefit from multilingual discourse datasets.

7 Conclusion

We have shown a state-of-the-art improvement of 7% Micro F1-score above baseline, from 62.8% F1-score to 67.7% F1-score, for discourse tagging on the *NewsDiscourse* dataset, the largest dataset currently available focusing on sentence-level Van Dijk discourse tagging. This dataset has a number of challenges: distinctions between Van Dijk discourse tags are based on a number of complex attributes, which our baseline models showed high confusion (Appendix Figure 10a), for example, temporal relations between different sentences or the presence or absence of an event). Additionally, this dataset is class-imbalanced, with the overrepresented classes being, on average, 3 times more likely than the underrepresented classes.

We showed that a multitask approach could be especially helpful in this circumstance, improving performance for underrepresented tags more than overrepresented tags. A possible reason, we show, is the high correlations we observe between tag predictions between tasks, indicating that auxiliary tasks are giving signal to underrepresented tags in our primary task. This includes high correlations observed in a novel dataset that we introduce based on the same schema with some minor alterations. This raises the additional benefit that our multitask approach can reconcile different datasets with slightly different schema, allowing NLP researchers not to “waste” valuable tagging work.

Finally, we perform a comparative analysis of other strategies proposed in the literature for dealing with small datasets or class-imbalanced problems: specifically, changing loss functions, hierarchical classification and CRF-sequential modeling. We show in exhaustive experiments that these approaches do not help us improve above baseline. These negative experiments include important analysis for future researchers, and provide a powerful justification for the necessity of our multitask approach.

References

- Ali Haif Abbas. 2020. Politicizing the pandemic: A schemata analysis of covid-19 news in two selected newspapers. *International Journal for the Semiotics of Law-Revue internationale de Sémiotique juridique*, pages 1–20.
- Rodrigo Agerri, Itziar Aldabe, Egoitz Laparra, German Rigau Claramunt, Antske Fokkens, Paul Huijgen, Rubén Izquierdo Beviá, Marieke van Erp, Piek Vossen, Anne-Lyse Minard, et al. 2016. Multilingual event detection using the newsreader pipelines. In *de Castilho RE, Ananiadou S, Margoni T, Peters W, Piperidis S, editors. LREC 2016 Workshop. Cross-Platform Text Mining and Natural Language Processing Interoperability; 2016 May 23; Portoroz, Slovenia.[place unknown]: LREC; 2016. p. 42-6. International Conference on Language Resources and Evaluation (LREC)*.
- Roe Aharoni, Melvin Johnson, and Orhan Firat. 2019. Massively multilingual neural machine translation. *arXiv preprint arXiv:1903.00089*.
- Khalid Al Khatib, Henning Wachsmuth, Johannes Kiesel, Matthias Hagen, and Benno Stein. 2016. A news editorial corpus for mining argumentation strategies. In *Proceedings of COLING 2016, the 26th International Conference on Computational Linguistics: Technical Papers*, pages 3433–3443.
- Robert F Bales. 1950. Interaction process analysis; a method for the study of small groups.
- Robert Freed Bales. 1970. Personality and interpersonal behavior.
- David Berthelot, Nicholas Carlini, Ian Goodfellow, Nicolas Papernot, Avital Oliver, and Colin Raffel. 2019. Mixmatch: A holistic approach to semi-supervised learning. In *NeurIPS*.
- Lynn Carlson, Daniel Marcu, and Mary Ellen Okurowski. 2003. Building a discourse-tagged corpus in the framework of rhetorical structure theory. In *Current and new directions in discourse and dialogue*, pages 85–112. Springer.
- Asli Celikyilmaz, Elizabeth Clark, and Jianfeng Gao. 2020. Evaluation of text generation: A survey. *arXiv preprint arXiv:2006.14799*.
- Jiaao Chen, Zichao Yang, and Diyi Yang. 2020. Mix-text: Linguistically-informed interpolation of hidden space for semi-supervised text classification. *arXiv preprint arXiv:2004.12239*.
- Jianpeng Cheng, Li Dong, and Mirella Lapata. 2016. Long short-term memory-networks for machine reading. *arXiv preprint arXiv:1601.06733*.
- José M Chenlo, Alexander Hogenboom, and David E Losada. 2014. Rhetorical structure theory for polarity estimation: An experimental study. *Data & Knowledge Engineering*, 94:135–147.

- Prafulla Kumar Choubey, Aaron Lee, Ruihong Huang, and Lu Wang. 2020. [Discourse as a function of event: Profiling discourse structure in news articles around the main event](#). In *Proceedings of the 58th Annual Meeting of the Association for Computational Linguistics*, pages 5374–5386. Online. Association for Computational Linguistics.
- Ronan Collobert and Jason Weston. 2008. A unified architecture for natural language processing: Deep neural networks with multitask learning. In *Proceedings of the 25th international conference on Machine learning*, pages 160–167.
- Debopam Das, Tatjana Scheffler, Peter Bourgonje, and Manfred Stede. 2018. Constructing a lexicon of english discourse connectives. In *Proceedings of the 19th Annual SIGdial Meeting on Discourse and Dialogue*, pages 360–365.
- Debopam Das, Manfred Stede, and Maite Taboada. 2017. The good, the bad, and the disagreement: Complex ground truth in rhetorical structure analysis. In *Proceedings of the 6th Workshop on Recent Advances in RST and Related Formalisms*, pages 11–19.
- Terrance DeVries and Graham W Taylor. 2017. Dataset augmentation in feature space. *arXiv preprint arXiv:1702.05538*.
- Phillipa J Easterbrook, Ramana Gopalan, JA Berlin, and David R Matthews. 1991. Publication bias in clinical research. *The Lancet*, 337(8746):867–872.
- Sergey Edunov, Myle Ott, Michael Auli, and David Grangier. 2018. Understanding back-translation at scale. *arXiv preprint arXiv:1808.09381*.
- Kathy Roberts Forde. 2007. Discovering the explanatory report in american newspapers. *Journalism Practice*, 1(2):227–244.
- Minsung Hyun, Jisoo Jeong, and Nojun Kwak. 2020. Class-imbalanced semi-supervised learning. *arXiv preprint arXiv:2002.06815*.
- Masaru Isonuma, Junichiro Mori, and Ichiro Sakata. 2019. Unsupervised neural single-document summarization of reviews via learning latent discourse structure and its ranking. *arXiv preprint arXiv:1906.05691*.
- Man Lan, Jianxiang Wang, Yuanbin Wu, Zheng-Yu Niu, and Haifeng Wang. 2017. Multi-task attention-based neural networks for implicit discourse relationship representation and identification. In *Proceedings of the 2017 Conference on Empirical Methods in Natural Language Processing*, pages 1299–1308.
- Wenqiang Lei, Xuancong Wang, Meichun Liu, Ilija Ilijevski, Xiangnan He, and Min-Yen Kan. 2017. Swim: A simple word interaction model for implicit discourse relation recognition. In *IJCAI*, pages 4026–4032.
- Gaël Lejeune, Romain Brixteel, Antoine Doucet, and Nadine Lucas. 2015. Multilingual event extraction for epidemic detection. *Artificial intelligence in medicine*, 65(2):131–143.
- Xiangci Li, Gully Burns, and Nanyun Peng. 2019a. Discourse tagging for scientific evidence extraction. *arXiv preprint arXiv:1909.04758*.
- Xiaoya Li, Xiaofei Sun, Yuxian Meng, Junjun Liang, Fei Wu, and Jiwei Li. 2019b. Dice loss for data-imbalanced nlp tasks. *arXiv preprint arXiv:1911.02855*.
- Ziheng Lin, Min-Yen Kan, and Hwee Tou Ng. 2009. Recognizing implicit discourse relations in the penn discourse treebank. In *Proceedings of the 2009 Conference on Empirical Methods in Natural Language Processing*, pages 343–351.
- Jian Liu, Yubo Chen, Kang Liu, and Jun Zhao. 2018. Event detection via gated multilingual attention mechanism. In *Thirty-Second AAAI conference on artificial intelligence*.
- Yang Liu, Sujian Li, Xiaodong Zhang, and Zhifang Sui. 2016. Implicit discourse relation classification via multi-task neural networks. *arXiv preprint arXiv:1603.02776*.
- Yinhan Liu, Myle Ott, Naman Goyal, Jingfei Du, Mandar Joshi, Danqi Chen, Omer Levy, Mike Lewis, Luke Zettlemoyer, and Veselin Stoyanov. 2019. [Roberta: A robustly optimized bert pretraining approach](#).
- Zhengyuan Liu, Ke Shi, and Nancy F Chen. 2020. Multilingual neural rst discourse parsing. *arXiv preprint arXiv:2012.01704*.
- Ruqian Lu, Shengluan Hou, Chuanqing Wang, Yu Huang, Chaoqun Fei, and Songmao Zhang. 2019. Attributed rhetorical structure grammar for domain text summarization. *arXiv preprint arXiv:1909.00923*.
- Eric Malmi, Daniele Pighin, Sebastian Krause, and Mikhail Kozhevnikov. 2017. Automatic prediction of discourse connectives. *arXiv preprint arXiv:1702.00992*.
- Fausto Milletari, Nassir Navab, and Seyed-Ahmad Ahmadi. 2016. V-net: Fully convolutional neural networks for volumetric medical image segmentation. In *2016 fourth international conference on 3D vision (3DV)*, pages 565–571. IEEE.
- Eleni Miltsakaki, Aravind Joshi, Rashmi Prasad, and Bonnie Webber. 2004. [Annotating discourse connectives and their arguments](#). In *Proceedings of the Workshop Frontiers in Corpus Annotation at HLT-NAACL 2004*, pages 9–16, Boston, Massachusetts, USA. Association for Computational Linguistics.

- Tahira Naseem, Benjamin Snyder, Jacob Eisenstein, and Regina Barzilay. 2009. Multilingual part-of-speech tagging: Two unsupervised approaches. *Journal of Artificial Intelligence Research*, 36:341–385.
- Aurélie Névéol, Aude Robert, Robert Anderson, Kevin Bretonnel Cohen, Cyril Grouin, Thomas Lavergne, Grégoire Rey, Claire Rondet, and Pierre Zweigenbaum. 2017. Clef ehealth 2017 multilingual information extraction task overview: Icd10 coding of death certificates in english and french. In *CLEF (Working Notes)*.
- Qiang Ning, Hao Wu, and Dan Roth. 2018. A multi-axis annotation scheme for event temporal relations. *arXiv preprint arXiv:1804.07828*.
- Myle Ott, Sergey Edunov, Alexei Baevski, Angela Fan, Sam Gross, Nathan Ng, David Grangier, and Michael Auli. 2019. fairseq: A fast, extensible toolkit for sequence modeling. *arXiv preprint arXiv:1904.01038*.
- Matthew E Peters, Mark Neumann, Mohit Iyyer, Matt Gardner, Christopher Clark, Kenton Lee, and Luke Zettlemoyer. 2018. Deep contextualized word representations. *arXiv preprint arXiv:1802.05365*.
- Barbara Plank, Anders Søgaard, and Yoav Goldberg. 2016. Multilingual part-of-speech tagging with bidirectional long short-term memory models and auxiliary loss. *arXiv preprint arXiv:1604.05529*.
- Thierry Poibeau, Horacio Saggion, Jakub Piskorski, and Roman Yangarber. 2012. *Multi-source, multi-lingual information extraction and summarization*. Springer Science & Business Media.
- Rashmi Prasad, Nikhil Dinesh, Alan Lee, Eleni Miltakaki, Livio Robaldo, Aravind K Joshi, and Bonnie L Webber. 2008. The penn discourse treebank 2.0. In *LREC*. Citeseer.
- Georg Rehm, Karolina Zaczynska, and Julián Moreno-Schneider. 2019. Semantic storytelling: Towards identifying storylines in large amounts of text content.
- Nils Reimers and Iryna Gurevych. 2019. Sentencebert: Sentence embeddings using siamese bert-networks. *arXiv preprint arXiv:1908.10084*.
- Sebastian Ruder. 2017. [An overview of multi-task learning in deep neural networks](#).
- Attapol Rutherford and Nianwen Xue. 2016. Robust non-explicit neural discourse parser in english and chinese. In *Proceedings of the CoNLL-16 shared task*, pages 55–59.
- Daniel Silva-Palacios, Cesar Ferri, and María José Ramírez-Quintana. 2017. Improving performance of multiclass classification by inducing class hierarchies. *Procedia Computer Science*, 108:1692–1701.
- Catherine A Steele and Kevin G Barnhurst. 1996. The journalism of opinion: Network news coverage of us presidential campaigns, 1968–1988. *Critical Studies in Media Communication*, 13(3):187–209.
- Carole H Sudre, Wenqi Li, Tom Vercauteren, Sebastien Ourselin, and M Jorge Cardoso. 2017. Generalised dice overlap as a deep learning loss function for highly unbalanced segmentations. In *Deep learning in medical image analysis and multimodal learning for clinical decision support*, pages 240–248. Springer.
- Katrin Tomanek and Udo Hahn. 2009. Reducing class imbalance during active learning for named entity annotation. In *Proceedings of the fifth international conference on Knowledge capture*, pages 105–112.
- Teun A Van Dijk. 2013. *News as discourse*. Routledge.
- Ashish Vaswani, Noam Shazeer, Niki Parmar, Jakob Uszkoreit, Llion Jones, Aidan N Gomez, Łukasz Kaiser, and Illia Polosukhin. 2017. Attention is all you need. *Advances in neural information processing systems*, 30:5998–6008.
- Bin Wang and C-C Jay Kuo. 2020. Sbert-wk: A sentence embedding method by dissecting bert-based word models. *arXiv preprint arXiv:2002.06652*.
- Yizhong Wang, Sujian Li, and Jingfeng Yang. 2018. [Toward fast and accurate neural discourse segmentation](#). In *Proceedings of the 2018 Conference on Empirical Methods in Natural Language Processing*, pages 962–967, Brussels, Belgium. Association for Computational Linguistics.
- Gregor Wiedemann, Seid Muhie Yimam, and Chris Biemann. 2018. A multilingual information extraction pipeline for investigative journalism. *arXiv preprint arXiv:1809.00221*.
- Qizhe Xie, Zihang Dai, Eduard Hovy, Minh-Thang Luong, and Quoc V Le. 2019. Unsupervised data augmentation for consistency training. *arXiv preprint arXiv:1904.12848*.
- W Victor Yarlott, Cristina Cornelio, Tian Gao, and Mark Finlayson. 2018. Identifying the discourse function of news article paragraphs. In *Proceedings of the Workshop Events and Stories in the News 2018*, pages 25–33.
- Yu Zhang and Qiang Yang. 2017. A survey on multi-task learning. *arXiv preprint arXiv:1707.08114*.
- Xinyi Zhou, Atishay Jain, Vir V Phoha, and Reza Zafarani. 2020. Fake news early detection: A theory-driven model. *Digital Threats: Research and Practice*, 1(2):1–25.

A Appendices Overview

The appendices convey two broad areas of analysis: (1) Additional explanatory information for our

	Arg.	VD3	VD2	RST	PDTB- <i>t</i>	KBP	Tag F1-Score	(MT-Micro)
Main Event	.28			.19			58.37	(54.91)
Consequence			.18	.27			40.00	(35.48)
Previous Event	.30			.010	.010		67.06	(63.76)
Current Context	.27	.09	.09				38.75	(35.94)
Historical Event			.18	.27			77.02	(73.71)
Anecdotal Event	.09	.09	.09	.09	.09		75.84	(70.73)
Evaluation		.18	.09		.18		74.78	(73.71)
Expectation	.010			.010	.30		68.94	(66.26)

Table 7: Maximum multitask weighting, α , by tag, for secondary datasets. **Tag F1-score** shows the maximum F1-score for the tag, and the left columns show the α that achieves this weighting. Right-most column is shown simply for comparison. Note that PDTB-*t* contributes most to *Expectation*, while Argumentation contributions most to *Main Event*, *Previous Event* and *Current Context*.

multitask setup and (2) Negative Experiments and Results.

Appendix B contains more information on the datasets used. Appendix C and D contain explanatory analysis. Appendix C shows that our multitask setup is reducing confusion between several important pairs of tags, and Appendix D shows, for each tag, which α -weighting across tasks yields the highest score.

Appendix E provides more information about the negative results we obtained throughout our research and the explorations we performed. Appendix E specifically contains details about the additional experiments we ran and the results we obtained. We believe that it is important to publish about negative results, to help fight against publication bias (Easterbrook et al., 1991) and to help other researchers considering similar techniques. Where possible, we conducted explorations to understand why such results were negative, and what hyperparameters might be tuned to produce a positive results.

B Dataset Processing

We summarize the tag-set in each of the datasets we used in Table 8, and in Table 9, we show the heuristic mapping scheme that we developed to reduce the dimensionality of the RST dataset.

C Confusion Matrices

Based on the confusion matrix shown in Figure 10a, we identify two important classes of error: **Semantic** error and **Temporal** error. These two types of error can be illustrated by the two classes with the highest confusion, *Consequence* and *Current*

Context (these classes of error are also evident in other confusions).

Semantically, a lot of tags differ based on whether a specific discourse span contains an event. For instance, both *Current Context* and *Previous Event* describe the lead-up to a *Main Event*, however *Previous Event* contains the literal description of an event, while *Current Context* does not. (A similar confusion can be seen between *Anecdotal Event* and *Evaluation*.) We hypothesized, thus, that adding an Event-Nugget dataset, or a dataset specifically focused on identifying events, would help us with these confusions. However, that was not observed, as KBP decreased the performance of our multitask approach.

Temporally, many tags are defined based on the temporal relation of events in discourse spans relative to the *Main Event* of an article. For example, *Previous Events*, *Historical Events* and *Current Contexts* happen before the *Main Event*, while *Consequences* and *Expectations* happen after. The major confusion occurring between *Previous Event* and *Consequence* is an example of a temporal confusion: sentences describing an event happening after the *Main Event* are misinterpreted to be before. (The confusion between *Expectation* and *Previous Event* is another example of such a confusion.) To address this confusion, we considered adding a temporal-relation-based dataset, like MATRES (Ning et al., 2018), but instead filtered down the PDTB to include temporal relations. As can be shown in Table 5, PDTB-*t* is positively correlated with *Consequence*, and as shown in Table 7, PDTB-*t* contributes to temporal tags like *Previous Event* and *Expectation*.

Schema Name	Tagset
Van Dijk Schema	{ <i>Lede</i> , <i>Main Event (M1)</i> , <i>Consequence (M2)</i> , <i>Circumstances (C1)</i> , <i>Previous Event (C2)</i> , <i>Historical Event (D1)</i> , <i>Expectation (D4)</i> , <i>Evaluation (D3)</i> , <i>Verbal Reaction</i> }
VD1	Van Dijk \oplus { <i>Anecdotal Event (D2)</i> }
VD3	Van Dijk \oplus { <i>Explanation</i> , <i>Secondary Event</i> }
Argumentation	{ <i>Anecdote</i> , <i>Assumption</i> , <i>Common-Ground</i> , <i>Statistics</i> , <i>Testimony</i> }
Penn Discourse Treebank	{ <i>Temporal</i> , <i>Asynchronous</i> , <i>Precedence</i> , <i>Synchrony</i> , <i>Succession</i> }
Rhetorical Structure Theory	{ <i>Elaboration</i> , <i>Joint</i> , <i>Topic Change</i> , <i>Attribution</i> , <i>Contrast</i> , <i>Explanation</i> , <i>Background</i> , <i>Evaluation</i> , <i>Summary</i> , <i>Cause</i> , <i>Topic-Comment</i> , <i>Temporal</i> }
KBP Event Nugget	{ <i>Actual Event</i> , <i>Generic Event</i> , <i>Event Mention</i> , <i>Other</i> }

Table 8: Overview of the tagsets for each of the datasets used.

As shown in Figure 10b, the addition of the multitask datasets decreased confusion in these two main classes, reducing **Temporal** confusion between *Consequence* and *Previous Event*, and **Semantic** confusion, between *Current Context* and *Previous Event*, among other pairs of tags.

D Interrogating Multitask Dataset Contributions

In the main body of the paper, we interpreted the effects of the multitask setup by examining the overall increase in performance (Figure 7), the regressive effects of each dataset (Table 4) and the correlations between tag-predictions (Tables 5, 6). Another way to examine the contributions of each task is to analyze which combination of datasets results in the highest F1-score for each tag.

In Table 7, we show the α -weighting that results in the optimal F1-score for each tag. This gives us not only a sense of which datasets are important for that tag, but how much of an improvement we can seek over the baseline MT-Micro. For instance, a strong .3 weight for PDTB-*t* increases the performance for the *Expectation* tag and a strong .27 weight for RST increases the performance of the *Historical Event* tag. This is possibly because both the *Expectation* tag and the *Historical Event* tag describes events either far in the future or far in the past relative to the *Main Event*, and both PDTB-*t* and RST contain information about temporal relations. Interestingly, and perhaps conversely, a strong α -weighting for the Arg. dataset ($> .25$) increases performance for *Main Event*, *Previous Event*, and *Current Context*. This set of tags might seem counterintuitive, since they are all dealing

with factual statements and events, and by definition contain less commentary and opinion than tags like *Expectation* and *Evaluation*. However, if we cross-reference this table, Table 7, with Table 5, we can see strong positive correlations between these tags and Arg. tags like *Common Ground*, *Statistics* and *Anecdote*. (It’s surprising that Arg.’s *Anecdote* tag does not correlate with VD1’s *Anecdotal Event* tag, but perhaps the definitions are different enough that, despite the semantic similarity between the labels, they are in fact capturing different phenomena.)

E Additional Negative Results

In this section, we describe additional experiments. They do not improve the accuracy of our task, but we have not done the necessary analysis to determine *why*, and what their shortcomings tell us about the nature of our problem. We hope, though, that by sharing our exploration in this Appendix, we might inspire researchers working with similar tasks to consider these methods, or advancements of them. Table 11 shows the results of the experiments described in this section.

E.1 Sentence Embedding Variations

There are, as of this writing, three different transformer-based sentence-embedding techniques in the literature: Sentence-BERT and Sentence Weighted-BERT (Reimers and Gurevych, 2019), and SBERT-WK (Wang and Kuo, 2020). Sentence-BERT trains a Siamese network to directly update the $\langle s \rangle$ token. Sentence Weighted BERT learns a weight function for the word embeddings in a sentence. SBERT-WK proposes heuristics for com-

RST Class	Tag-Class	RST Tags in Class
Attribution		Attribution, Attribution-negative
Evaluation		Evaluation, Interpretation, Conclusion, Comment
Background		Background, Circumstance
Explanation		Evidence, Reason, Explanation-argumentative
Cause		Cause, Result, Consequence, Cause-result
Joint		List, Disjunction
Comparison		Comparison, Preference, Analogy, Proportion
Manner-Means		Manner, Mean, Means
Condition		Condition, Hypothetical, Contingency, Otherwise
Topic-Comment		Topic-comment, Problem-solution, Comment-topic, Rhetorical-question, Question-answer
Contrast		Contrast, Concession, Antithesis
Summary		Summary, Restatement, Statement-response
Elaboration		Elaboration-additional, Elaboration-general-specific, Elaboration-set-member, Example, Definition, Elaboration-object-attribute, Elaboration-part-whole, Elaboration-process-step
Temporal		Temporal-before, Temporal-after, Temporal-same-time, Sequence, Inverted-sequence
Enablement		Purpose, Enablement
Topic Change		Topic-shift, Topic-drift

Table 9: The mapping we developed to reduce dimensionality of the RST Treebank. The left column shows the tag-class which we ended up using for classification and the right column shows the RST tags that we mapped to that category. Tag-mapping was done heuristically.

binning the word embeddings to generate a sentence-embedding.

None of the sentence-embedding variations yielded any improvement above the RoBERTa <s> token. It’s possible that these models, which were designed and trained for NLI tasks, do not generalize well to discourse tasks. Additionally, we test the following baselines: the CLS token from BERT-base embeddings, and generating sentence-embeddings using self-attention on Elmo word-embeddings, as described in (Choubey et al., 2020). These baselines show no improvement above RoBERTa. We see a strong need for a general pretrained sentence embedding model that can transfer well across tasks. We envision a sort of masked-sentence model, instead of a masked-word model, leaving this open to future research.

E.2 Supervised Head Variations

E.2.1 Classification Task Variations

For variations on the classification task, we consider using a Conditional Random Field layer instead of a simple FFNN layer, which has been

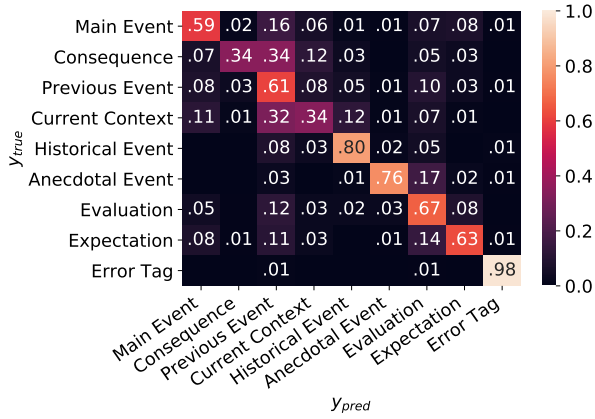
shown to improve results (Li et al., 2019a). However, we do not see an improvement in this case, possibly because the Bi-LSTM layer prior to classification was already inducing sequential information to be shared.

We also consider taking a hierarchical classification approach. Inspired by (Silva-Palacios et al., 2017), we construct C clusters of semantically-related labels such that each class falls into one cluster⁶. We construct variables from each y_i : $\hat{y}_i^{(c)}$, $\hat{y}_i^{(c_0)} \dots \hat{y}_i^{(c_k)}$:


$$\begin{aligned} \hat{y}_i^{(c)} &= \{\mathbb{1}(y_i \in \text{cluster } j)\}_{j=1}^C \\ \hat{y}_i^{(c_0)} &= \{\mathbb{1}(y_i = l)\}_{l=1}^{N_{c_0}} \\ &\dots \\ \hat{y}_i^{(c_k)} &= \{\mathbb{1}(y_i = l)\}_{l=N_{c_0}+\dots+N_{c_{k-1}}}^{N_{c_0}+\dots+N_{c_k}} \end{aligned}$$

where C is the number of clusters of semantically-related classes and L is the original number of

⁶Semantic-relatedness is given a-prior by the tag definitions, for more information, see (Yarlott et al., 2018; Choubey et al., 2020)



(a) **Baseline** confusion matrix (for RoBERTa + EmbAug.) Major classes of confusion are: (a) **Temporal**, ex. between *Consequence* and *Previous Event* (b) **Semantic**, ex. between *Current Context* and *Previous Event*.



(b) **MT-Macro** confusion matrix. We see a significant reduction in uncertainty for both semantic and temporal confusions.

Figure 10: Confusion Matrices for Baseline RoBERTa compared with MT-Macro.

labels. We try modeling these variables two ways.

- (1) As a 2-level hierarchy, where the top-level is one task and each sublayer is a separate task or
- (2) as a multilabel classification task of \hat{y}_i , where $\hat{y}_i = \hat{y}_i^{(c)} \oplus \hat{y}_i^{(co)} \oplus \dots \oplus \hat{y}_i^{(ck)}$.

Our hierarchical classification shows no improvement above vanilla multiclass classification. It’s possible that the transformer architecture is already learning the label hierarchy implicitly, and the information we try to pass in by structuring the output space does not improve the prediction.

E.2.2 Loss Variations

For variations on the loss, we consider losses other than a vanilla Cross-Entropy loss for the multiclass tasks and Binary Cross-Entropy loss for the multilabel tasks. Specifically, we experiment with variations of Dice Loss for the multiclass tasks, which has been proposed for class-imbalanced classifica-

Method	Mac.	Mic.
GDL	55.45	64.41
GDL ⁽²⁾	49.90	62.82
GADL	29.39	41.97
(MT-Micro)	61.89	67.70

Table 10: Macro-F1 (Mac.) and Micro F1 (Mic.) scores for variations of Multiclass Dice Loss. DL: Vanilla Dice Loss, $DL^{(2)}$: the Square Form of Dice Loss, ADL: self-adjusting dice loss (Li et al., 2019b). Multiclass generalized as in (Sudre et al., 2017).

tion problems in computer vision (Milletari et al., 2016) and NLP (Li et al., 2019b). Dice Loss seeks to directly optimize F1-score. A differentiable F1-based loss function can be derived by noting that: for a model making predictions on a single datapoint, (x_i, y_i) , the precision of the prediction is $\text{Prec}(x_i) = p(y_i = 1|x_i) = p_i$, the probability given by the model, and the recall of the model is the ground truth of that datapoint, $\text{Recall}(x_i) = y_i$.

$$\text{F1}(x_i) = \frac{2\text{Prec}(x_i) \times \text{Recall}(x_i)}{\text{Prec}(x_i) + \text{Recall}(x_i)}$$

$$\text{Dice Score}(x_i) = \frac{2p_{i,1}y_{i,1}}{p_{i,1} + y_{i,1}}$$

Across an entire dataset, Binary Dice Loss can be expressed as:

$$DL(X) = 1 - \frac{2 \sum_i p_{i,1}y_{i,1} + N\gamma}{\sum_i p_{i,1} + \sum_i y_{i,1} + N\gamma} \quad (4)$$

where γ is a hyperparameter set (typically $\gamma = 1$) to ensure that negative examples ($y_i = 0$) also contribute to the loss. Binary Dice loss can also be expressed in the square form (Milletari et al., 2016):

$$DL^{(2)}(X) = 1 - \frac{2 \sum_i p_{i,1}y_{i,1} + N\gamma}{\sum_i p_{i,1}^2 + \sum_i y_{i,1}^2 + N\gamma} \quad (5)$$

Additionally, (Li et al., 2019b) proposed a self-adjusting Binary Dice Loss (ADL) by multiplying p_i by $(1 - p_i)$ to downweight “easy” examples, or examples where p_i is close to 0 or 1:

$$ADL(X) = 1 - \frac{2(1 - p_{i,1})p_{i,1}y_{i,1} + \gamma}{(1 - p_{i,1})p_{i,1} + y_{i,1} + \gamma} \quad (6)$$

	M1	M2	C2	C1	D1	D2	D3	D4	E	M.	W.
SBERT	52.0	11.2	61.7	31.1	67.9	43.1	69.9	64.9	96.6	55.39	63.38
+Frozen	54.8	19.3	62.6	29.9	70.2	53.5	70.0	61.8	96.2	57.59	64.14
+EmbAug	54.6	25.0	62.8	33.0	69.8	45.7	71.9	65.2	95.7	58.20	64.95
SWBERT	51.3	14.5	61.3	30.2	70.1	55.1	71.2	64.3	97.0	57.23	64.14
+Frozen	52.4	20.6	62.6	31.5	68.7	61.1	73.9	66.0	95.9	59.17	65.62
+EmbAug	52.2	12.0	64.6	31.7	72.2	50.0	73.0	66.8	96.7	57.68	65.79
Hier.	47.5	0.0	59.4	24.3	68.3	66.0	71.6	63.8	91.3	54.68	62.51
Dice	55.4	18.5	63.7	29.5	70.8	25.2	72.9	64.2	95.6	55.09	64.41
CRF	54.6	16.4	62.8	30.0	70.1	65.5	72.3	64.2	96.2	59.13	65.43
<i>MT-Mic</i>	<i>55.35</i>	<i>25.0</i>	<i>67.06</i>	<i>32.78</i>	<i>72.5</i>	<i>68.88</i>	<i>73.63</i>	<i>65.8</i>	<i>96.0</i>	<i>61.89</i>	<i>67.70</i>

Table 11: **Negative Results:** We show the results of experiments and manipulations that did not increase the accuracy of our model. For all variations that we report, we report the maximum score observed under an array of hyperparameter settings. Except for SBERT and SWBERT, which are shown, all of these tasks include +Freezing and +EmbAug, as shown in Table 3.

A multiclass Dice Loss for k classes can be derived either through macro-averaging, micro-averaging, or a squared sum introduced by (Sudre et al., 2017):

$$\text{GDL}(X) = \sum_{j=1}^k \frac{1}{N_j^2} * DL(p_j, y_j) \quad (7)$$

As shown in Table 10, our experiments with Dice Loss (DL) and Self-Adjusting Dice Loss (SDL) fails to improve above the baseline Cross-Entropy Loss. We test as well as different class-weighting schemes for all of these losses, however, these also do not show improvement. The top-scoring loss was the Vanilla DL formulation, with a generalization scheme proposed in (Sudre et al., 2017), however, all trials using DL and DL(2) are comparable in F1-Score. The self-adjusting Dice Loss, however, underperforms.

The change made in ADL over DL is the addition of the term $(1 - p_{i,1})$, which has the effect of downweighting tags that the model is more confident about. This idea has a similar aim as Training Signal Annealing (Xie et al., 2019), which simply excluding high-confidence predictions. However, ADL has a contradiction: as the model is trained further, it should become more confident; however, as the model becomes more confident, it’s confidence is downweighted. It’s possible that, with a TSA-like schedule, ADL would not be underperforming as much.

E.3 Multitask Head Freezing

Additionally, we experiment with freezing auxiliary heads (heads for tasks that are not VD1) in order to propagate more of the gradient into the shared layers. Note, according to Figure 4, that this is only the FF layer, which is not a major architectural change. We find that this yields no improvement.