

A Graph Total Variation Regularized Softmax for Text Generation

Bin Liu, Liang Wang

Center of Statistical Research,

School of Statistics,

Southwestern University of Finance & Economics

Chengdu, China

{liubin@, wangliang@smail}swufe.edu.cn

Guosheng Yin

Department of Statistics

and Actuarial Science,

The University of Hong Kong

Hong Kong, China

gyin@hku.hk

Abstract

The softmax operator is one of the most important functions in machine learning models. When applying neural networks to multi-category classification, the correlations among different categories are often ignored. For example, in text generation, a language model makes a choice of each new word based only on the former selection of its context. In this scenario, the link statistics information of concurrent words based on a corpus (an analogy of the natural way of expression) is also valuable in choosing the next word, which can help to improve the sentence’s fluency and smoothness. To fully explore such important information, we propose a graph softmax function for text generation. It is expected that the final classification result would be dominated by both the language model and graphical text relationships among words. We use a graph total variation term to regularize softmax so as to incorporate the concurrent relationship into the language model. The total variation of the generated words should be small locally. We apply the proposed graph softmax to GPT2 for the text generation task. Experimental results demonstrate that the proposed graph softmax achieves better BLEU and perplexity than softmax. Human testers can also easily distinguish the text generated by the graph softmax or softmax.

1 Introduction

The softmax operator plays a core role in text generation, especially in deep neural language models (Sutskever et al., 2011; Radford et al., 2019). In these text generation models, the context embedding \mathbf{c} is computed by the hidden layers of a deep neural network, such as a recurrent neural network (Sutskever et al., 2011) or a transformer network (Radford et al., 2019). An output layer, typically a dense linear layer, links to the softmax activation

function to output a probability prediction for the next word.

The softmax function is a continuous mapping that transforms an n -dimensional input vector onto an $(n-1)$ -simplex. This commonly adopted setting of softmax for text generation imposes a strong hypothesis that the probability of the next word is globally continuous over all the possible words in a dictionary. In linguistics, the arrangement of words and phrases need to comply with syntax or popular language rules so as to create fluent and meaningful sentences, which should match the human way of expression. For example, when the context is a smartphone review of an e-commerce site, people prefer to use internet-style words rather than a formal style.

In other words, the best selection of the next word could only be made when considering the human expression habits as reflected by the current corpus. We refer to the human preference of expression of word choices as local fluency information. The traditional softmax function fails to exploit such fluency knowledge.

The total variation method shows good performance on modeling the local spatial regularization issue, which has been successfully applied to image processing tasks (Lellmann et al., 2009; Chambolle et al., 2010; Jia et al., 2019). In image processing, it has been proposed to produce piecewise smoothness regularization within a bounded \mathbb{R}^2 space. A naive computation of total variation (TV) over 2D signal images is given by

$$\text{TV}_{\mathbb{R}^2} = \sum_{i,j} \sqrt{|x_{i+1,j} - x_{i,j}|^2 + |x_{i,j+1} - x_{i,j}|^2},$$

where $x_{i,j}$ is a pixel value of a 2D image, and the subindices i, j are the coordinate of this pixel (Rudin et al., 1992).

We extend the total variation to natural language processing tasks to explore the concurrent

words (or fluency) information. In particular, we define a graphical total variation for the 1D sequential text data, which can quantify the local word choice variation based on a specified corpus. As shown in Figure 1, these popular language rules and special expression preferences for word order choices in the corpus can be statistically quantified with a weighted directed word concurrent graph $G = (V, \mathbf{A}, \mathcal{C})$, where $V = \{v_i\}_{i=1}^N$ is a set of nodes, $\mathbf{A} \in \mathbb{R}^{N \times N}$ is an adjacency matrix, and \mathcal{C} is the corpus from which the graph is constructed. In particular, suppose that a mapping $\mathcal{F} : \mathcal{C} \rightarrow G$, it counts all the 2-gram tuples (w_t, w_{t+1}) of the sentences in \mathcal{C} and then maps them to the directed edges of the graph G , where w_i is a word in the dictionary \mathcal{D} , corresponding to the vertex v_i of G . The elements $\mathbf{A}_{i,j}$ of the adjacency matrix are the weights of the directed graph, which can be calculated based on the frequency of the corresponding 2-gram tuples (w_t, w_{t+1}) appeared in all the sentences of the corpus. Based on the proposed $G = (V, \mathbf{A}, \mathcal{C})$, we can calculate the graph-shifted text signal (Chen et al., 2014) as $\tilde{\mathbf{x}} = \mathbf{A}\mathbf{x}$. We then define a graph total variation for the text data as $\|\mathbf{x} - \mathbf{A}\mathbf{x}\|_2$.

As discussed earlier, the traditional softmax function aims to link the dense output of a deep neural language model onto a probability simplex. It is globally continuous but it fails to incorporate the sentence’s local fluency into a language model explicitly. As a remedy, we propose a novel softmax by regularizing the traditional softmax function with the graph total variation. The proposed graph-regularized softmax can integrate the global knowledge learned from a deep neural language model as well as the local fluent satisfaction into the generated sentences.

The contributions of our work are two-fold:

1. We propose a graph total variation to depict the local fluency for text data. The proposed graph total variation is defined based on a weighted directed graph constructed from one or more human corpora.
2. We propose a graph total variation regularized softmax to improve sentence fluency in text generation.

We test the graph total variation regularized softmax on text generation, and experimental results demonstrate that the proposed graph total variation

regularized softmax achieves better BLEU than the traditional softmax.

2 Literature review

The softmax function is fundamentally important for many applications in machine learning. In particular, softmax can produce a probability distribution over multiple categories, allowing the model to predict what a digital handwritten image represents, or which is the next word out of a dictionary of words in generating a text sequence. The traditional softmax has its limitations in high-dimensional scenarios, such as text generation (Yang et al., 2018). To alleviate this issue, Yang et al. (2018) proposed a mixture softmax function to improve the expressiveness of the softmax operator. They replaced the single layer in the traditional softmax with an ensemble layer with more parameters. However, in language modeling, a word may have multiple meanings under different contexts. That is, one word may lead to more than one embeddings. Miao et al. (2019) proposed a kernelized Bayesian softmax to enhance the expressiveness of softmax by considering the above setting.

Gao and Pavel (2017) summarized and derived the properties of softmax from the view of convex analysis and monotone operator theory. They found that the softmax function is a monotone gradient map of the log-sum-exp function. With the theoretical analysis, we can understand softmax under the basic framework of machine learning. In text generation, softmax computes a probability distribution over words of a dictionary and yields a high-dimensional sparse vector. Martins and Astudillo (2016) proposed a sparse softmax which can return a sparse posterior distribution. The loss function of the sparse softmax is its analogue of the logistic loss. However, the existing works fail to consider the relationship among all components of the sparse vector.

We propose a graph total variation regularized softmax to model the words’ concurrent relationship; that is, to impose a graph total variation on the original softmax. The total variation, proposed by Rudin, Osher, and Fatemi (1992), is a spatial regularity that penalizes signals with excessive and possibly spurious local detail, which has been widely applied in computer vision and signal processing (Lellmann et al., 2009; Chambolle et al., 2010; Lellmann and Schnörr, 2011; Jia et al., 2019). Lellmann et al. (2009; 2011) applied the total variation

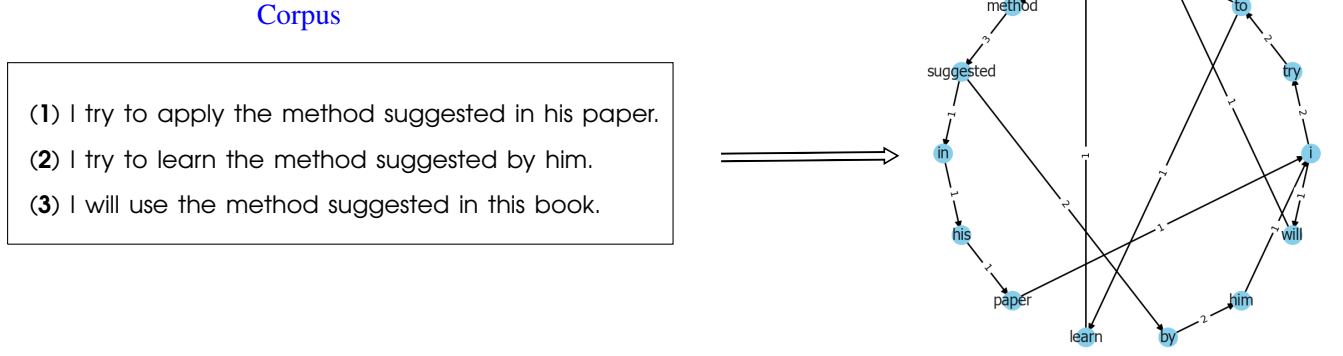


Figure 1: Illustration of the construction of a directed graph from a corpus with a corpus in the left panel, and the corresponding weighted directed graph of the corpus in the right panel. The nodes correspond to the words of the dictionary of the corpus and the directed edges denote the 2-grams of the corpus, where the weights are calculated based on the frequency of 2-grams in the corpus.

to multi-class image labeling. Jia et al. (2019) proposed a 2D total variation regularized U-net for image segmentation.

In signal processing, to meet the demand of signals with irregular structures, such as the social network, citation, and biological mechanisms, graphical techniques for signal processing have been proposed. Chen et al. (2014; 2015) extended the graphical signal recovery technique to matrix completion (Liu et al., 2016). In their work, a total variation over a graph is imposed on the object of matrix completion. Ahmed, Dare, and Boudraa (2017) investigated the relevance of total variation and graph energy in their work of graph signals classification. They concluded that the total variation is a compact and informative attribute for efficient graph discrimination while the graph energy aims to quantify the complexity of the graph structure. Raguet and Landrieu (2018) extended the cut-pursuit algorithm to the graph total variation regularization of functions with a separable nondifferentiable part.

Most of the existing studies on graph total variation only focus on the undirected graphs. Recently, directed graphs attract more attention recently (Shi et al., 2019). For text generation, the concurrent word relationship is directed and weighted, which motivates us to derive total variation over a weighted directed graph.

3 Model

3.1 Softmax Function

Given a context word sequence (w_1, \dots, w_{t-1}) , at each decoder time step, the feature map of (w_1, \dots, w_{t-1}) is denoted as $\mathbf{z} = \phi(w)$, where $\phi(\cdot)$ is the last layer of a well-trained language model, and $\mathbf{z} = (z_1, \dots, z_N) \in \mathbb{R}^N$, and N is the cardinality of a dictionary. We typically link \mathbf{z} to the softmax function to predict the next word w_t . From the perspective of optimization, the softmax function

$$x_i^* = \frac{e^{z_i}}{\sum_i e^{z_i}} \quad (1)$$

is the minimizer of the following optimization problem,

$$\begin{aligned} \min_{\mathbf{x}} \quad & -\langle \mathbf{x}, \mathbf{z} \rangle + \langle \mathbf{x}, \log \mathbf{x} \rangle \\ \text{s.t.} \quad & \sum_{i=1}^N x_i = 1, \quad i = 1, \dots, N. \end{aligned}$$

The object of the above optimization is the conjugate function of the negative entropy $\langle \mathbf{x}, \log \mathbf{x} \rangle$.

3.2 Graph Regularized Softmax

The text generation models usually predict the next word based on the history word sequence with a softmax function. Suppose the length of a dictionary is N , and an N -dimensional context representation vector \mathbf{z} can be taken as inputs for the softmax mapping as shown in Equation (1). By constructing a directed graph $G = (V, \mathbf{A}, \mathcal{C})$ of the words in the dictionary based on a large human

corpus, we can take this graph G as an elementary filtering operation that replaces a signal coefficient for each word with a weighted linear combination of coefficients at its neighboring nodes of G , where $V = \{v_i\}_{i=1}^N$ is a set of nodes, \mathbf{A} is an $N \times N$ adjacency matrix, and \mathcal{C} is the corpus that the graph G depends on.

The smoothness of signals over G is defined by the graph total variation,

$$\text{TV}_G = \left\| \mathbf{x} - \frac{1}{|\mu_{\max}|} \mathbf{A} \mathbf{x} \right\|_2,$$

where μ_{\max} denotes the largest eigenvalue of the adjacency matrix \mathbf{A} . In practice, we can normalize the adjacency matrix \mathbf{A} to make its maximum eigenvalue $\mu_{\max} = 1$ to simplify the computation.

By imposing a graph total variation over the above optimization object, we obtain a graph regularized version of the softmax function,

$$\begin{aligned} \min_{\mathbf{x}} \quad & -\langle \mathbf{x}, \mathbf{z} \rangle + \langle \mathbf{x}, \log \mathbf{x} \rangle + \lambda \|\mathbf{x} - \tilde{\mathbf{A}} \mathbf{x}\|_2 \\ \text{s.t.} \quad & \mathbf{1}^\top \mathbf{x} = 1, \quad \mathbf{x}, \mathbf{z} \in \mathbb{R}^N, \end{aligned} \quad (2)$$

where $\tilde{\mathbf{A}}$ is a normalized adjacency matrix of a directed graph. There is no closed-form solution for the graph regularized model.

3.3 Graph Normalization

For a node v_i , its outgoing edges have weights $1/\deg(v_i)$, where $\deg(v_i)$ is the out-degree of v_i (the number of outgoing edges). Graph normalization is represented by $\tilde{\mathbf{A}} = \mathbf{D}^{-1} \mathbf{A}$ (Schlichtkrull et al., 2018; Shi et al., 2019), where \mathbf{D} is a diagonal matrix and $\mathbf{D}_{ij} = \sum_j \mathbf{A}_{ij} + \epsilon$, ϵ is a small number to avoid division by zero. The normalization of the adjacency matrix ensures that the largest eigenvalue $\mu_{\max} = 1$.

3.4 Log-Sum-Exp Function

The log-sum-exp function $g(\mathbf{x}) = \log(e^{x_1} + \dots + e^{x_N})$ is often referred to as the ‘‘softmax’’, because it is a soft approximation of the vector-max function,

$$\max\{x_1, \dots, x_N\} \leq g(\mathbf{x}) \leq \max\{x_1, \dots, x_N\} + \log N.$$

In fact, the conjugate of the log-sum-exp function is the negative entropy function, with restriction to the probability simplex (Boyd and Vandenberghe, 2004). Hence, the log-sum-exp function is different from the softmax defined in Equation (1).

4 Optimization

It is not convenient to solve Equation (2) with traditional methods, such as the gradient descent or Lagrangian method. Instead, we suggest to solve it with the projected gradient descent algorithm.

4.1 Projected Gradient Descent

In the optimization problem of Equation (2), the feasible set $\Delta := \{\mathbf{x} | \mathbf{1}^\top \mathbf{x} = 1, 0 \leq x_i \leq 1\}$ is a probability simplex, which is a convex set. The objective function

$$f(\mathbf{x}) = -\langle \mathbf{x}, \mathbf{z} \rangle + \langle \mathbf{x}, \log \mathbf{x} \rangle + \lambda \|\mathbf{x} - \tilde{\mathbf{A}} \mathbf{x}\|_2$$

is strictly convex, which can be proved by examining the second order condition of $f(\mathbf{x})$,

$$\nabla^2 f(\mathbf{x}) = \text{diag}\left(\frac{1}{\mathbf{x}}\right) + (\mathbf{I} - \tilde{\mathbf{A}})^\top (\mathbf{I} - \tilde{\mathbf{A}}).$$

The above Hessian matrix is positive definite because the matrix $(\mathbf{I} - \tilde{\mathbf{A}})^\top (\mathbf{I} - \tilde{\mathbf{A}})$ is positive definite. A simple proof is sketched as follows.

Proof. It is easy to verify that the matrix $(\mathbf{I} - \tilde{\mathbf{A}})^\top (\mathbf{I} - \tilde{\mathbf{A}})$ is positive semi-definite.

In our case, \mathbf{I} is an identity matrix and $\tilde{\mathbf{A}}$ is a normalized adjacency matrix of the directed graph G . Hence, $(\mathbf{I} - \tilde{\mathbf{A}})$ is non-singular. That is, $\mathbf{y} = (\mathbf{I} - \tilde{\mathbf{A}})\mathbf{x} = \mathbf{0}$ holds only if $\mathbf{x} = \mathbf{0}$. Hence, the matrix $(\mathbf{I} - \tilde{\mathbf{A}})^\top (\mathbf{I} - \tilde{\mathbf{A}})$ is positive definite. This completes the proof. \square

The optimization problem in Equation (2) can be solved by the projected gradient descent algorithm (Duchi et al., 2008; Jain and Kar, 2017) described as follows,

$$\begin{cases} \mathbf{a}^{t+1} \leftarrow \mathbf{x}^t - \alpha \nabla f(\mathbf{x}^t), & \text{gradient descent,} \\ \mathbf{x}^{t+1} \leftarrow \Pi_{\Delta}(\mathbf{a}^{t+1}), & \text{gradient projection,} \end{cases}$$

where α is a learning rate, and \mathbf{a}^{t+1} is an intermediate updated gradient of step $t + 1$.

4.2 Projection onto Probability Simplex Δ

Given any closed set $\Delta \subset \mathbb{R}^N$, for any point $\mathbf{a} \in \mathbb{R}^N$ the projection operator $\Pi_{\Delta}(\cdot)$ is defined as

$$\Pi_{\Delta}(\mathbf{a}) := \arg \min_{\mathbf{x} \in \Delta} \|\mathbf{x} - \mathbf{a}\|_2.$$

In the case of $\Delta := \{\mathbf{x} | \mathbf{1}^\top \mathbf{x} = 1, 0 \leq x_i \leq 1\}$, the definition of the projection operation $\Pi_{\Delta}(\cdot)$ can be concreted as an optimization problem,

$$\begin{aligned} \min_{\mathbf{x}} \quad & \|\mathbf{x} - \mathbf{a}\|_2 \\ \text{s.t.} \quad & \sum x_i = 1, \quad x_i \geq 0, \end{aligned} \quad (3)$$

which can be solved by the Lagrangian method (Duchi et al., 2008; Wang and Lu, 2015). By applying the standard KKT conditions for Lagrangian of Equation (3), the optimal \mathbf{x}^* can be calculated as follows,

$$x_i^* = \max\{a_i + \gamma, 0\}, i = 1, \dots, N.$$

This implies that we can obtain the optimal projection of any vector $\mathbf{a} = (a_1, \dots, a_N)$ immediately once we know the value of γ .

The value of γ can be computed based on a temporal variables $\mathbf{b} = (b_1, \dots, b_N) \in \mathbb{R}^N$ and an integer k ,

$$\gamma = \frac{1}{k} \left(1 - \sum_{j=1}^k b_j\right).$$

The vector $\mathbf{b} = (b_1, \dots, b_N)$ can be easily calculated by applying a sort function $s(\cdot)$ to the vector $\mathbf{a} \in \mathbb{R}^N$ as follows,

$$(b_1, \dots, b_N) = s(\mathbf{a}),$$

so that $b_1 \leq \dots \leq b_N$. Note that k is an integer and $1 \leq k \leq N$, which can be calculated from the sorted vector \mathbf{b} ,

$$k := \arg \max_{1 \leq j \leq N} \left\{ b_j + \frac{1}{j} \left(1 - \sum_{i=1}^j b_i\right) > 0 \right\}.$$

4.3 Computational Procedure

Algorithm 1 summarizes the procedure of the projection gradient descent. Step 3 in Algorithm 1 calculates the current gradient with gradient descent, steps 4–7 are the steps of gradient projection $\Pi_{\Delta}(\cdot)$. The time complexity of the gradient projection onto the probability simplex is dominated by the cost of sorting the components of \mathbf{a} , that is $\mathcal{O}(N \log N)$. The maximum number of iterations is T , and thus the complexity of Algorithm 1 is $\mathcal{O}(TN \log N)$. In practice, T is relatively small, and we set $T = 20$ in our experiments with the learning rate and the convergence threshold are 10^{-4} .

5 Experiments

The models are implemented on Pytorch 1.0 using Intel(R) Xeon(R) CPU E5-2680 v4 2.40GHz, Tesla K80 GPU, 128G memory based on Ubuntu 16.04 platform. The maximum iteration steps for our graph softmax (as shown in Algorithm 1) is 20. The results are based on the average of 100 runs. Both the learning rate α and convergence threshold in Algorithm 1 are set as 10^{-4} . We choose the

Algorithm 1: Projected Gradient Descent for Graph Softmax.

input : learning rate α , maximum iteration steps T
output : A near-optimal minimum $\hat{\mathbf{x}}$ of the graph regularized softmax.

```

1  $\mathbf{x}^1 \leftarrow \mathbf{0}$ ;
2 while  $t < T$  or not yet converge do
3    $\mathbf{a}^{t+1} \leftarrow \mathbf{x}^t - \alpha \nabla f(\mathbf{x}^t)$ ;
4   Sort  $\mathbf{a}^{t+1} = (a_1^{t+1}, \dots, a_N^{t+1})$  as
      $(b_1^{t+1}, \dots, b_N^{t+1})$ ;
5   Find  $k = \max\{1 \leq j \leq N :$ 
      $b_j + \frac{1}{j}(1 - \sum_{i=1}^j b_i) > 0\}$ ;
6   Calculate  $\gamma = \frac{1}{k}(1 - \sum_{i=1}^k b_i)$ ;
7    $x_i^{t+1} = \max\{a_i^{t+1} + \gamma, 0\}$ ;
8 end
```

Amazon (Zhang et al., 2015) and Yelp (McAuley and Leskovec, 2013; Zhang et al., 2015) datasets as the text corpora in the experiments. Specifically, the Amazon data contain four millions of Amazon product reviews.

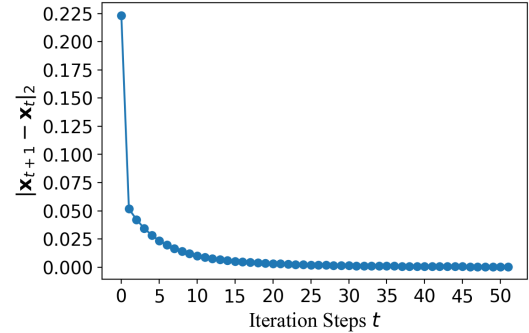


Figure 2: The visualization process (iteration steps t versus $\|\mathbf{x}_{t+1} - \mathbf{x}_t\|_2$) of Algorithm 1

5.1 Evaluation Metrics

We use a combination of human and automatic metrics for performance evaluation. We adopt an automatic metric, BLEU (Papineni et al., 2002), which is an n -gram overlap measurement. Another important metric is the sentence fluency, which depicts the naturalness of human expressions. However, automatic fluency evaluation of the natural language generation systems constitutes a challenge (Kann et al., 2018). As a supplement, we use human testers to evaluate the fluency of the generated text.

Input: You do not want to read this book if you don't want to change.	
GPT2 <i>You do not want to read this book if you don't want to change. Shepherd Tebbit Reading is business. It's business in the eyes of God. Hertha Wise Sorry to end this, but this has been a hunch for a couple of months now. See more posts on wikipedia.com. Also read Martin Walker's The Last Dance. Updated 5:18 PM</i>	GPT2+graph softmax <i>You do not want to read this book if you don't want to change. Blossom flows, thickly. Whatever you say it has become pretty clear. You are learning from the book and finding things that you must learn. You are learning from the criticism, the griping, and the washing up. What you learn and remember about it is that it is what we learned from it, and so what we learn will help us get back into this new energy of determination that helped us overcome the most difficult elements of battle. Years ago during our fighting back before we even got a chance to fight back, we will never see a great American. We are used to standing behind saying you cannot fight back and not fighting back. No. There is nobody who has ever been successful in dealing with other people. They know that the right way to fight back is to go against them.</i>

Table 1: Comparisons of book reviews generated by GPT2 with the traditional softmax and GPT2 with the proposed softmax on generating book reviews.

5.2 Graph Construction

We represent a corpus as a directed graph with the words as vertexes and the concurrent order between the current word and the next word as an edge. The direction of each edge is determined by the word link of a 2-gram. We then tally the frequency of the 2-grams appeared in our corpus as the weights of the corresponding edge. This representation is intuitive as it captures the natural way of expression. The graphs are constructed from two online review datasets: the Amazon item review and Yelp food/restaurant review. We choose to construct the word concurrent graph based on the food/restaurant review or the e-commerce review because the styles of these text data are very special and significantly different from the general form of the text. The style of the online review language prefers to using more oral phrases, shorter sentences, and internet slang. Such characteristics of review text make it more convenient to compare the local fluency of the proposed model with others.

5.3 Convergence of Graph Softmax

The core part of our model is the projection gradient descent, which is a process of calculating the graph total variation regularized softmax. In contrast to the traditional softmax that has a closed form, the proposed graph softmax costs more on computation. However, the cost is affordable. In

our experiments, the constructed directed graph contains 50527 words. That is $N = 50527$. For a 50527×50527 adjacency matrix $\tilde{\mathbf{A}}$, the graph softmax converged in 20 iteration steps as shown in Figure 2. The X-axis represents the iterative steps t , and the Y-axis is the convergence gap $\|\mathbf{x}_{t+1} - \mathbf{x}_t\|_2$.

5.4 E-Commerce Product Review Generation

We choose the Amazon product review (Zhang et al., 2015) dataset as the first corpus. It contains 4 millions of Amazon product reviews. We construct a food review graph based on it. The maximum length of the reviews is set as 150 words in our experiments.

Table 1 is one example of the book reviews generated by GPT2 with softmax and GPT2 with the graph softmax. We see that the book review generated by GPT2 with softmax contains extensive information, such as another book's title, people related to this book, etc. The multi-source generated information makes its topic distracted. In contrast, the proposed GPT2 with the graph softmax tends to focus on the content of the book.

We compute the BLEU scores for the generated review by comparing them with the original corpus. We use the BLEU-2 to BLEU-5 scores (Papineni et al., 2002) to evaluate the overall performance. All the BLEU scores are evaluated with different settings of the penalty parameter λ (as shown in

Input: I'm not sure why people review this place so highly.	
GPT2 <i>I'm not sure why people review this place so highly, it's even ridiculous that a local show will automatically get chosen as the greatest movie in the annals of writing. I mean even though it's written by the ones I love in all these years! Just take a glance. How many times have you seen that absolutely 100 dollar DVD and read the comments? That only proves that you are as mature as I am and as invested in The Cove as I am in Denzel Washington. Ridiculous. But I couldn't get a dentist just looking at them and thinking "well, the worst thing that could happen in a movie is the less you have to do it. Plus your childhood friend adds one thing to the mix of being physically violent and being narcissistic to get you to watch the damn thing.</i>	GPT2+graph softmax <i>I'm not sure why people review this place so highly, for any reason—shear interest, get bored, try new things. However, I've been coming here for a few weeks now, and when I first opened the door and saw this bar, my Roast was completely filled with treats, salads, and soul food. I really enjoyed everything I've had in here for the past several days. The food came out in such a timely fashion that I stopped and have been keeping an eye on the Trolley Room Lounge bar (with its lights on) a little since I finished my morning. The food is very good, as I've been ordering fresh baked foods since my college days, I still just couldn't stop with homemade sweet potatoes. I thought the bakery was pretty good, but they were so small and completely unnecessary. Overall, the atmosphere was clean, laid back, and friendly, and it was friendly.</i>

Table 2: Comparisons of restaurant reviews generated by GPT2 with the traditional softmax and GPT2 with the proposed softmax.

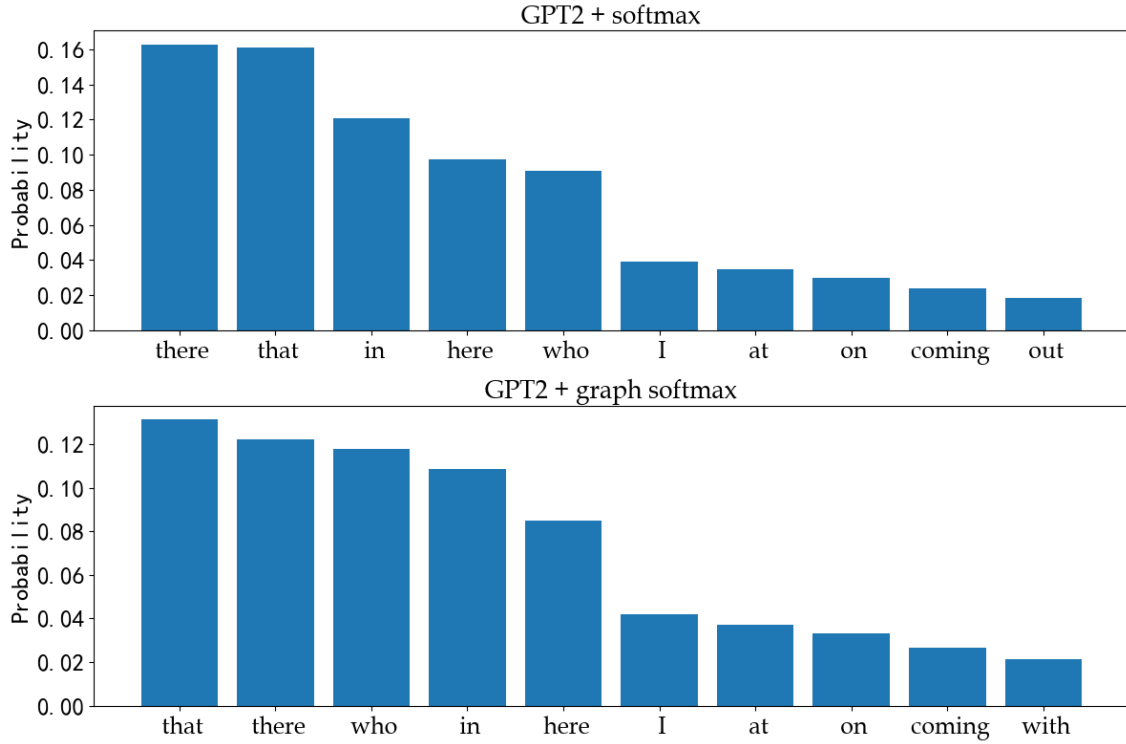


Figure 3: Visualization of the recommended top 10 word lists by softmax and graph softmax with the context "I have been to this place about 15 times and the only person that keeps coming to me is me because I told my mom ...".

Equation (2)). The results of BLEU scores are as shown in Table 3. We observe that GPT2 with the proposed graph total variation regularized softmax achieves the highest BLEU-2 to BLEU-5 when

$\lambda = 1.0$, which are also better than the baseline model. The advantages of GPT2 with the graph softmax over the baseline are more obvious from BLEU-2 to BLEU-5.

Metrics	GPT2	GPT2 + Graph softmax				
		$\lambda=0.25$	$\lambda=0.5$	$\lambda=1.0$	$\lambda=1.5$	$\lambda=2.0$
BLEU-2	0.983	0.976	0.987	0.989	0.969	0.969
BLEU-3	0.919	0.896	0.929	0.945	0.881	0.885
BLEU-4	0.788	0.740	0.794	0.832	0.726	0.742
BLEU-5	0.615	0.581	0.616	0.660	0.547	0.564

Table 3: Comparisons of BLEU scores on the Amazon corpus.

Metrics	GPT2	GPT2 + Graph softmax				
		$\lambda=0.25$	$\lambda=0.5$	$\lambda=1.0$	$\lambda=1.5$	$\lambda=2.0$
BLEU-2	0.992	0.932	0.967	0.994	0.963	0.953
BLEU-3	0.931	0.911	0.921	0.953	0.861	0.838
BLEU-4	0.782	0.745	0.741	0.834	0.686	0.667
BLEU-5	0.590	0.532	0.554	0.658	0.499	0.473

Table 4: Comparisons of BLEU scores on the Yelp corpus.

5.5 Food Review Generation

We choose the Yelp food review (McAuley and Leskovec, 2013; Zhang et al., 2015) dataset as another corpus. The Yelp review dataset contains more than 700,000 food reviews and we construct a food review graph based on it. The maximum length of the reviews is also set as 150 words in our experiments.

Table 2 illustrates the restaurant reviews generated by the baseline and the proposed model, respectively. From the comparison, we observe that GPT2 explores too much information, making readers difficult to capture the main story-line. In contrast, the GPT2+graph softmax can always make its text focusing on the core story. In addition, the GPT2 with softmax prefers to a general style of text, while GPT2 with the proposed graph softmax has a much closer style to a real e-commerce review made by human users. We see that the later model prefers to shorter phrases, such as the “*shear interest*”, “*get bored*”, “*try new things*”, “*laid back*”, and even a repetitive style of statement, such as “*and friendly, and it was friendly*”, which are much like real food/restaurant reviews in e-commerce sites. That is, the fluency of the generated text approaches the real reviews.

As before, BLEU-2 to BLEU-5 scores (Papineni et al., 2002) have been used to evaluate the overall performance for the food review generation. We vary the values of λ from a searching set $\{0.25, 0.5, 1.0, 1.5, 2.0\}$. The results of BLEU scores are shown in Table 4. The BLEU scores on generating long food reviews with the proposed model are better than the baseline model. The

GPT2 with the proposed graph softmax achieves the best BLEU-2 to BLEU-5 scores when $\lambda = 1.0$.

5.6 λ vs BLEU

We select the best penalty value λ for the graph total variation as shown in Equation 2 with the conducted experiments. A larger value of λ indicates that more contribution come from the proposed graph softmax. From the results of food and e-commerce reviews generation tasks in Table 3 and 4, we choose $\lambda = 1.0$ to balance the contribution of GPT2 model and the proposed softmax function.

5.7 Visualization of x

We visualize the vector calculated by the proposed graph regularized softmax and compare it with the corresponding results of the traditional softmax. For a context “*I have been to this place about 15 times and the only person that keeps coming to me is me because I told my mom . . .*”, we visualize the top 10 next words suggested by both the softmax and graph softmax. The recommended lists given by them are slightly different. We see that the next word of the aforementioned context predicted by softmax is “*there*”, while the graph softmax prefers to “*that*” as shown in Figure 3. Figure 3 illustrates the top 10 words recommended by the softmax and graph softmax, respectively.

5.8 Human Evaluation

Existing metrics, such as BLEU, are not adequate for evaluating sentence fluency. We conduct a human evaluation on fluency for the generated text as (Ahn et al., 2016). We randomly select 100 reviews generated by both GPT2 and the proposed model and invite 5 participants (students) to read and evaluate them independently. Participants were presented with all of the reviews and asked to evaluate the fluency based on the text style, word choice, word order variation, story-line. In particular, they read the reviews randomly selected from GPT2 and the proposed model, then rated the writing fluency of the text on a 5-point Likert scale - from (1) Horrible gibberish to (5) Excellent, professional quality. The average results are as shown in Figure 4.

6 Conclusion

The statistics of word concurrent relationships based on a large-scale corpus are valuable for the fluency of sentences because they depict the human

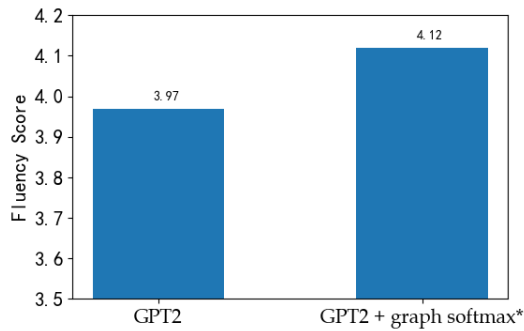


Figure 4: Fluency ratings of the generated reviews from the baseline and our model. (*) Significantly better than baseline GPT2 with $p < 0.05$.

way of expression. We use a weight directed graph to model the word concurrent relationships. The nodes of the graph are the words in the corpus, the direction of edges is determined by the 2-grams of the corpus, and the corresponding weights can be calculated based on the frequency of the 2-grams. Using the corpus-based word concurrent graph, we propose a graph regularized softmax function for text generation. In particular, we use a graph total variation term to regularize softmax to incorporate the concurrent relationship into a language model. We apply the proposed graph softmax to GPT2 for the e-commerce and food review generation. The results demonstrate that our method can successfully achieve better BLEU and human evaluation scores on fluency than softmax.

References

- H Bay Ahmed, Delphine Dare, and Abdel-Ouahab Boudraa. 2017. Graph signals classification using total variation and graph energy informations. In *2017 IEEE Global Conference on Signal and Information Processing (GlobalSIP)*, pages 667–671. IEEE.
- Emily Ahn, Fabrizio Morbini, and Andrew Gordon. 2016. Improving fluency in narrative text generation with grammatical transformations and probabilistic parsing. In *Proceedings of the 9th International Natural Language Generation conference*, pages 70–73.
- Stephen Boyd and Lieven Vandenbergh. 2004. *Convex optimization*. Cambridge university press.
- Antonin Chambolle, Vicent Caselles, Daniel Cremers, Matteo Novaga, and Thomas Pock. 2010. An introduction to total variation for image analysis. *Theoretical foundations and numerical methods for sparse recovery*, 9(263-340):227.
- Siheng Chen, Aliaksei Sandryhaila, George Lederman, Zihao Wang, José MF Moura, Piervincenzo Rizzo, Jacobo Bielak, James H Garrett, and Jelena Kovačević. 2014. Signal inpainting on graphs via total variation minimization. In *2014 IEEE International Conference on Acoustics, Speech and Signal Processing (ICASSP)*, pages 8267–8271. IEEE.
- Siheng Chen, Aliaksei Sandryhaila, José MF Moura, and Jelena Kovačević. 2015. Signal recovery on graphs: Variation minimization. *IEEE Transactions on Signal Processing*, 63(17):4609–4624.
- John Duchi, Shai Shalev-Shwartz, Yoram Singer, and Tushar Chandra. 2008. Efficient projections onto the l_1 -ball for learning in high dimensions. In *Proceedings of the 25th international conference on Machine learning*, pages 272–279.
- Bolin Gao and Laca Pavel. 2017. On the properties of the softmax function with application in game theory and reinforcement learning. *arXiv preprint arXiv:1704.00805*.
- Prateek Jain and Purushottam Kar. 2017. [Non-convex optimization for machine learning](#). *Foundations and Trends in Machine Learning*, 10(3-4):142–363.
- Fan Jia, Jun Liu, and Xue-cheng Tai. 2019. A regularized convolutional neural network for semantic image segmentation. *arXiv preprint arXiv:1907.05287*.
- Katharina Kann, Sascha Rothe, and Katja Filippova. 2018. Sentence-level fluency evaluation: References help, but can be spared! In *Proceedings of the 22nd Conference on Computational Natural Language Learning*, pages 313–323.
- Jan Lellmann, Jörg Kappes, Jing Yuan, Florian Becker, and Christoph Schnörr. 2009. Convex multi-class image labeling by simplex-constrained total variation. In *International conference on scale space and variational methods in computer vision*, pages 150–162. Springer.
- Jan Lellmann and Christoph Schnörr. 2011. Continuous multiclass labeling approaches and algorithms. *SIAM Journal on Imaging Sciences*, 4(4):1049–1096.
- Bin Liu, Zenglin Xu, Shuang Wu, and Fei Wang. 2016. Manifold regularized matrix completion for multi-label classification. *Pattern Recognition Letters*, 80:58–63.
- Andre Martins and Ramon Astudillo. 2016. From softmax to sparsemax: A sparse model of attention and multi-label classification. In *International Conference on Machine Learning*, pages 1614–1623.
- Julian McAuley and Jure Leskovec. 2013. Hidden factors and hidden topics: understanding rating dimensions with review text. In *Proceedings of the 7th ACM conference on Recommender systems*, pages 165–172. ACM.

- Ning Miao, Hao Zhou, Chengqi Zhao, Wenxian Shi, and Lei Li. 2019. Kernelized bayesian softmax for text generation. In *Advances in Neural Information Processing Systems*, pages 12508–12518.
- Kishore Papineni, Salim Roukos, Todd Ward, and Wei-Jing Zhu. 2002. BLEU: a method for automatic evaluation of machine translation. In *Proceedings of 40th Annual Meeting of the Association for Computational Linguistics*, pages 311–318.
- Alec Radford, Jeff Wu, Rewon Child, David Luan, Dario Amodei, and Ilya Sutskever. 2019. Language models are unsupervised multitask learners.
- Hugo Raguét and Loïc Landrieu. 2018. Cut-pursuit algorithm for regularizing nonsmooth functionals with graph total variation. *arXiv preprint arXiv:1802.04383*.
- Leonid I Rudin, Stanley Osher, and Emad Fatemi. 1992. Nonlinear total variation based noise removal algorithms. *Physica D: nonlinear phenomena*, 60(1-4):259–268.
- Michael Schlichtkrull, Thomas N Kipf, Peter Bloem, Rianne Van Den Berg, Ivan Titov, and Max Welling. 2018. Modeling relational data with graph convolutional networks. In *European Semantic Web Conference*, pages 593–607. Springer.
- Lei Shi, Yifan Zhang, Jian Cheng, and Hanqing Lu. 2019. Skeleton-based action recognition with directed graph neural networks. In *Proceedings of the IEEE Conference on Computer Vision and Pattern Recognition*, pages 7912–7921.
- Ilya Sutskever, James Martens, and Geoffrey E. Hinton. 2011. Generating text with recurrent neural networks. In *Proceedings of the 28th International Conference on Machine Learning*, pages 1017–1024.
- Weiran Wang and Canyi Lu. 2015. Projection onto the capped simplex. *arXiv preprint arXiv:1503.01002*.
- Zhilin Yang, Zihang Dai, Ruslan Salakhutdinov, and William W. Cohen. 2018. Breaking the softmax bottleneck: A high-rank rnn language model. In *ICLR 2018 : International Conference on Learning Representations 2018*.
- Xiang Zhang, Junbo Zhao, and Yann LeCun. 2015. Character-level convolutional networks for text classification. In *Advances in neural information processing systems*, pages 649–657.