

ERNIE-M: Enhanced Multilingual Representation by Aligning Cross-lingual Semantics with Monolingual Corpora

Xuan Ouyang, Shuohuan Wang, Chao Pang, Yu Sun,
Hao Tian, Hua Wu, Haifeng Wang

Baidu Inc., China

{ouyangxuan, wangshuohuan, pangchao04, sunyu02}@baidu.com
{tianhao, wu_hua, wanghaifeng}@baidu.com

Abstract

Recent studies have demonstrated that pre-trained cross-lingual models achieve impressive performance on downstream cross-lingual tasks. This improvement stems from the learning of a large amount of monolingual and parallel corpora. While it is generally acknowledged that parallel corpora are critical for improving the model performance, existing methods are often constrained by the size of parallel corpora, especially for the low-resource languages. In this paper, we propose ERNIE-M, a new training method that encourages the model to align the representation of multiple languages with monolingual corpora, to break the constraint of parallel corpus size on the model performance. Our key insight is to integrate the idea of back translation in the pre-training process. We generate pseudo-parallel sentences pairs on a monolingual corpus to enable the learning of semantic alignment between different languages, which enhances the semantic modeling of cross-lingual models. Experimental results show that ERNIE-M outperforms existing cross-lingual models and delivers new state-of-the-art results on various cross-lingual downstream tasks. The codes and pre-trained models will be made publicly available.

1 Introduction

Recent studies have demonstrated that the pre-training of cross-lingual language models can significantly improve their performance in cross-lingual NLP tasks (Devlin et al., 2018; Lample and Conneau, 2019; Conneau et al., 2019; Liu et al., 2020). Existing pre-training methods include multilingual masked language modeling (MMLM; Devlin et al. 2018) and translation language modeling (TLM; Lample and Conneau 2019), of which the key point is to learn a shared language-invariant feature space among multiple languages. MMLM implicitly models the semantic representation of each

language in an unified feature space by learning them separately. TLM is an extension of MMLM that is trained with parallel corpus and captures semantic alignment by learning a pair of parallel sentences simultaneously. This work show that the use of parallel corpora can significantly improve the performance on downstream cross-lingual understanding and generation tasks. However, the sizes of parallel corpora are rather limited (Tran et al., 2020), restricting the performance of the cross-lingual language model.

To break the constraint of parallel corpus size on the model performance, we propose ERNIE-M, a novel cross-lingual pre-training method to learn semantic alignment among multiple languages on monolingual corpora. Specifically, we propose cross-attention masked language modeling (CAMLM) to improve the cross-lingual transferability of the model on parallel corpora, which trains the model to predict the tokens of one language by using only another language. Then, we utilize the transferability learned from parallel corpora to enhance the multilingual representation. We propose back-translation masked language modeling (BTMLM) to train the model, which helps the model to learn sentence alignment from monolingual corpora. In BTMLM, a part of the tokens in the input monolingual sentences are predicted into the tokens of another language. We then concatenate the predicted tokens and the input sentences as pseudo parallel sentences to train the model. In this way, the model can learn the sentence alignment with monolingual corpora only, which breaks the constraint of parallel corpus size and improves the model performance.

ERNIE-M is conducted on the basis of XLM-R (Conneau et al., 2019) and we evaluate its performance on five widely used cross-lingual benchmarks: XNLI (Conneau et al., 2018) for cross-lingual Natural Language Inference, MLQA

(Lewis et al., 2019) for cross-lingual Question Answering, CoNLL (Sang and De Meulder, 2003) for Named Entity Recognition, PAWS-X (Hu et al., 2020) for cross-lingual paraphrase identification, and Tatoeba (Hu et al., 2020) for cross-lingual retrieval. Experimental results demonstrate ERNIE-M outperforms existing cross-lingual models and delivers new state-of-the-art results.

2 Related Work

2.1 Multilingual Language Models

Existing multilingual language models mainly can be classified into two categories: (1) discriminative models, and (2) generative models.

In the first category, Multilingual BERT (mBERT; Devlin et al. 2018) is pre-trained with multilingual masked language modeling (MMLM) on a monolingual corpus, which learns a shared language-invariant feature space among multiple languages. Evaluation results show that mBERT achieves significant performance on downstream tasks (Wu and Dredze, 2019). XLM (Lample and Conneau, 2019) is extended on the basis of mBERT and proposes translation language modeling (TLM), which enables the model to learn cross-lingual token alignment from parallel corpora. XLM-R (Conneau et al., 2019) studies the effects of models when trained on a large scale corpus. It used 2.5T data extracted from Common Crawl (Wenzek et al., 2019) that involves 100 languages for MMLM training. Results show that a large scale training corpus can significantly improve the performance of the cross-lingual model. Unicoder (Huang et al., 2019) achieves gains on downstream tasks with a multi-task learning framework to learn cross-lingual semantic representation with monolingual and parallel corpus. ALM (Yang et al., 2020) improves the model’s transferability by enabling model to learn cross-lingual code-switch sentences. INFOXLM (Chi et al., 2020b) adds a comparative learning task for cross-lingual model training. HICTL (Wei et al., 2020) learns the cross-lingual semantic representation from multiple facets (at word-levels and sentence-levels) to improve the performance of the cross-lingual models. VECO (Luo et al., 2020) presents a variable encoder-decoder framework to unify understanding task and generation task and achieves significant improvement on both downstream tasks.

The second category includes MASS (Song et al., 2019), mBART (Liu et al., 2020), and XNLG

(Chi et al., 2020a). MASS is a transformer-based model (Vaswani et al., 2017) in which successive token fragments are masked and the training object is to restore the input sentences. Similar to MASS, mBART pre-trains a denoised sequence-to-sequence model and uses an auto-regressive task to train the model. XNLG focuses on multilingual question generation and abstractive summarization, and updates the parameters of encoder and decoder through auto-regressive and auto-encoding tasks.

2.2 Back Translation

Back translation (BT) is an effective neural-network-based machine translation method proposed by Sennrich et al. (2015). It can significantly improve the performance of both supervised and unsupervised machine translation in a self-training manner (Lample et al., 2017). It can also improve the speed of machine translation by predicting the token of the target language in one batch for the non-autoregressive machine translation (NAT; Gu et al. 2017; Wang et al. 2019). Our work is inspired by NAT and BT. We generate the tokens of another language in batches, which are then used in pre-training to help sentence alignment learning.

3 Methodology

In this section, we first introduce the general workflow of ERNIE-M, and then present the details of model training.

3.1 Cross-lingual Semantic Alignment

The key idea of ERNIE-M is to utilize the transferability learned from parallel corpora to enhance the model’s learning of large-scale monolingual corpora, and thus enhance the multilingual semantic representation. Based on it, we design ERNIE-M that consists of two stages.

The first stage aligns the cross-lingual semantic representation using cross-attention masked language modeling (CAMLM) on parallel corpora. Then, the transferability learned from parallel corpora is utilized to enhance the multilingual representation in the second stage. Specifically, we propose back-translation masked language modeling (BTMLM) to train the model, which enables the model to align multiple languages semantic from monolingual corpora and improve the multilingual representation of the model. In the following sections, we will introduce the details of each stage of training.

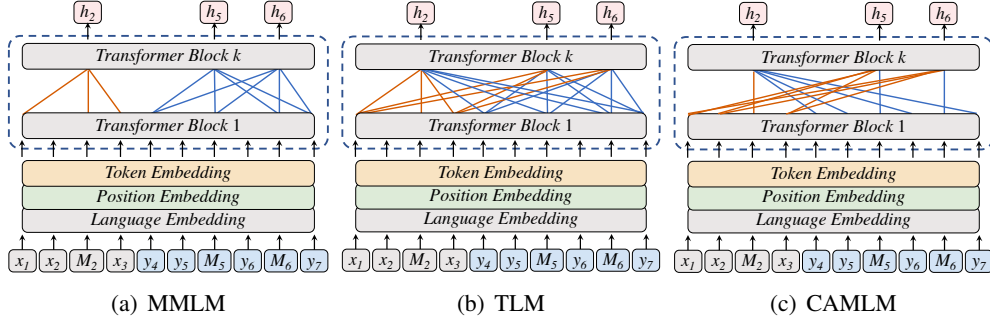


Figure 1: Overview of MMLM, TLM and CAMLM training. The input sentences in sub-figure (a) are monolingual sentences, x and y represent monolingual input sentences in different languages, and the input sentences in sub-figure (b) (c) are parallel sentences, x and y denote the source and target sentences of the parallel sentences respectively.

Cross-attention Masked Language Modeling.

To learn the alignment of cross-lingual semantic representations on parallel corpora, we propose a new pre-training object CAMLM. We denote a parallel sentence pair as \langle source sentence, target sentence \rangle . In CAMLM, we learn the multilingual semantic representation by restoring the MASK token in the input sentences. When the model restores the MASK token in the source sentence, the model can only rely on the semantics of the target sentence, which means that the model has to learn how to represent the source language with the semantics of the target sentence, and thus align the semantics of multiple languages.

Figure 1 (b) and (c) show the differences between TLM and CAMLM. TLM learns the semantic alignment between languages with both the source and target sentences while CAMLM only relies on one side of the sentence to restore the MASK token. The self-attention matrix of the example in Figure 1 is shown in Figure 2. For TLM, the prediction of the MASK token relies on the input sentence pair, while when the model learns CAMLM, the model can only predict the MASK token based on the sentence of its corresponding parallel sentence and the MASK symbol of this sentence which provides the position and language information. Thus, the probability of the MASK token M_2 is $p(x_2|M_2, y_4, y_5, y_6, y_7)$, $p(y_5|x_1, x_2, x_3, M_5, M_6)$ for M_5 , and $p(y_6|x_1, x_2, x_3, M_5, M_6)$ for M_6 in CAMLM.

Given the input in a bilingual corpus $X_{src} = \{x_1, x_2, \dots, x_s\}$, and its corresponding MASK position $M_{src} = \{m_1, m_2, \dots, m_s\}$, the target sentence is $X_{tgt} = \{x_{s+1}, x_{s+2}, \dots, x_{s+t}\}$, and its corresponding MASK position is $M_{tgt} = \{m_{s+1}, m_{s+2}, \dots, m_{s+t}\}$. In TLM, the model can

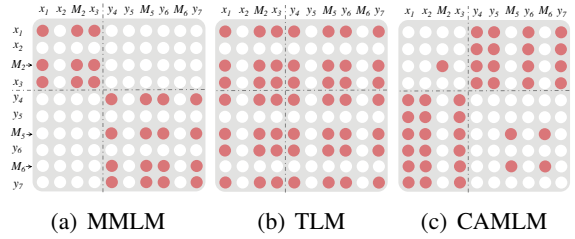


Figure 2: Self-attention mask matrix in MMLM, TLM and CAMLM. We use different self-attention for the different pre-training object to control the access to context for each token.

attend to the tokens in the source sentence and target sentence, so the probability of masked tokens is $\prod_{m \in M} p(x_m|x/M)$ where $M = M_{src} \cup M_{tgt}$. In CAMLM, the probability of the MASK token in the source sentence is $\prod_{m \in M_{src}} p(x_m|x/M_{src} \cup X_{src})$, which means that when predicting the MASK tokens in the source sentence, we only focus on the target sentence. As for the target sentence, the probability of the MASK token is $\prod_{m \in M_{tgt}} p(x_m|x/M \cup X_{tgt})$, which means that the MASK tokens in the target sentence will be predicted based only on the source sentence. Therefore, the model must learn to use the corresponding sentence to prediction and learns the alignment across multiple languages.

The pre-training loss of CAMLM in the source/target sentence are:

$$\mathcal{L}_{CAMLM(src)} = - \sum_{x \in D_B} \log \prod_{m \in M_{src}} p(x_m|x/M \cup X_{src})$$

$$\mathcal{L}_{CAMLM(tgt)} = - \sum_{x \in D_B} \log \prod_{m \in M_{tgt}} p(x_m|x/M \cup X_{tgt})$$

where D_B is the bilingual training corpus. The CAMLM loss is:

$$\mathcal{L}_{CAMLM} = \mathcal{L}_{CAMLM(src)} + \mathcal{L}_{CAMLM(tgt)}$$

Back-translation Masked Language Modeling.

To break the constraint of parallel corpus size on the model performance, we propose a novel pre-training object inspired by non-autoregressive machine translation (NAT; Gu et al. 2017; Wang et al. 2019) and back translation (BT) methods called BTMLM to align cross-lingual semantics with the monolingual corpus. We use BTMLM to train our model, which builds on the transferability learned through CAMLM, generating pseudo-parallel sentences from the monolingual sentences and the generated pseudo-parallel sentences are then used as the input of the model to align the cross-lingual semantics, thus enhance the multilingual representation. The training process for BTMLM is shown in Figure 3.

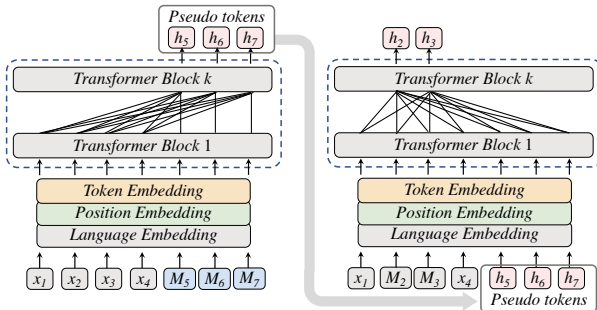


Figure 3: Overview of BTMLM training, the left figure represents the first stage of BTMLM, predicting the pseudo-tokens. The right figure represents the second stage of the BTMLM, making predictions from the predicted pseudo-tokens and the original sentences.

The learning process for the BTMLM is divided into two stages, with the first stage being the generation of pseudo-parallel tokens from monolingual corpora. Specifically, we fill in several placeholder MASK at the end of the monolingual sentence to indicate the location and the language we want to generate, and we let the model generate its corresponding parallel language token based on the original monolingual sentence and the corresponding position of the pseudo-token. In this way, we generated the tokens of another language from the monolingual sentence, which will be used in learning cross-lingual semantics alignment for multiple languages.

The self-attention matrix in generating pseudo-tokens of Figure 3 is shown in Figure 4. For the pseudo-token we want to generate, we let the model attend to only the monolingual sentence and the MASK token of the pseudo-token, and we use the language embedding and position embedding to

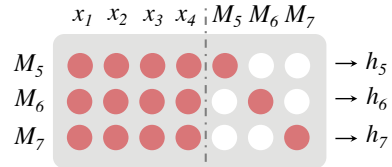


Figure 4: BTMLM pseudo-token generating self-attention matrix.

indicate the language and position we want to predict. The probability of the mask token M_5 is $p(y_5|x_1, x_2, x_3, x_4, M_5)$, $p(y_6|x_1, x_2, x_3, x_4, M_6)$ for M_6 and $p(y_7|x_1, x_2, x_3, x_4, M_7)$ for M_7 .

Stage 2 uses the pseudo-tokens generated in stage 1 to learn cross-lingual semantics alignment, and the process in stage 2 is shown in the right-hand diagram of Figure 3. In the training process of stage 2, the input of the model is the concatenation of input sentences and the generated pseudo-parallel tokens, and the learning object is to restore the MASK tokens based on the original sentences and the generated pseudo-parallel tokens. Since the model can rely not only the input monolingual sentence but also the generated pseudo-tokens in the process of inference MASK tokens, the model can explicitly learn the alignment of the cross-lingual semantics representation from the monolingual sentences.

The learning process of BTMLM can be interpreted as following. Given the input in monolingual corpora $X = \{x_1, x_2, \dots, x_s\}$, the positions of masked tokens $M = \{m_1, m_2, \dots, m_M\}$ and the position of the pseudo-token to be predicted $M_{pseudo} = \{m_{s+1}, m_{s+2}, \dots, m_{s+p}\}$, we first generate pseudo-tokens $P = \{p_{s+1}, p_{s+2}, \dots, p_{s+p}\}$ as described above, we then concatenate the generated pseudo-token with the original monolingual sentence as a new parallel sentence pair and use it to train our model. Thus the probability of the masked tokens in BTMLM is $\prod_{m \in M} p(x_m|x_{/M}, P)$, $x_{/M}$ means all input tokens in X except x in M . The pre-training loss of BTMLM is

$$\mathcal{L}_{BTMLM} = - \sum_{x \in D_M} \log \prod_{m \in M} p(x_m|x_{/M}, P)$$

where D_M is the monolingual training corpus.

3.2 Training Algorithm

To speed up the convergence of the model, we use XLM-R (Conneau et al., 2019) model to initialize the parameters of ERNIE-M, the MMLM and

TLM are used by default because of the strong performance show in Lample and Conneau 2019. The pre-training objects for ERNIE-M are MMLM, TLM, CAMLM and BTMLM. In stage 1, we use CAMLM, MMLM and TLM to train our model to align the representation across languages on monolingual and parallel corpora. In stage 2, we use BTMLM to learn the alignment of cross-lingual semantic on monolingual corpora to enhance multilingual representation.

4 Experimental

We consider five cross-lingual evaluation benchmarks: XNLI for cross-lingual natural language inference, MLQA for cross-lingual question answering, CoNLL for cross-lingual named entity recognition, PAWS-X for cross-lingual paraphrase identification, and Tatoeba for cross-lingual retrieval. We will describe our pre-training details and the performance of ERNIE-M.

4.1 Data and Model

ERNIE-M is trained with monolingual and parallel corpora that involved 96 languages. For the monolingual corpus, we extracted it from CC-100 according to Wenzek et al. (2019); Conneau et al. (2019). For bilingual corpus, we use the same corpus as INFOXLM (Chi et al., 2020b), including MultiUN (Ziems et al., 2016), IIT Bombay (Kunchukuttan et al., 2017), OPUS (Tiedemann, 2012) and WikiMatrix (Schwenk et al., 2019). In order to balance the size of data for high-resource and low-resource languages, both monolingual and parallel corpora were sampled with parameter α of 0.1 referred to the method of (Lample and Conneau, 2019). Details can be found in the appendix.

We use Transformer-encoder (Vaswani et al., 2017) as the backbone of the model. For ERNIE-M_{BASE} model, we adopt a 12 layers, 768 hidden units, 12 heads structure. For ERNIE-M_{LARGE} model, we adopt a 24 layers, 1024 hidden units, 16 heads structure and the activation function is GeLU (Hendrycks and Gimpel, 2016). To speed up the pre-training process, we use XLM-R model to initialize ERNIE-M. We use Adam optimizer (Kingma and Ba, 2014) to train ERNIE-M, the learning rate is scheduled with a linear decay with 10K warm-up steps, and the peak learning rate is $2e - 4$ for base model and $1e - 4$ for large model. We run the pre-training experiments with 64 Nvidia V100-32GB GPUs with the 2048 batch

size and 512 max lengths. The pre-training parameter details can be found in the appendix.

4.2 Experimental Evaluation

Cross-lingual Natural Language Inference.

The cross-lingual natural language inference (XNLI; Conneau et al. 2018) task is a multilingual language inference task. The goal of XNLI is to determine the relationship between the two input sentences. We evaluate ERNIE-M in (1) cross-lingual transfer (Conneau et al., 2018) setting: fine-tune the model with English training set and evaluate on foreign language XNLI test and (2) translate-train-all (Huang et al., 2019) setting: fine-tune the model on the concatenation of all other languages and evaluate on each language test set.

Table 1 shows the results of ERNIE-M in XNLI task. The result shows that ERNIE-M outperforms all baseline models including XLM (Lample and Conneau, 2019), Unicoder (Huang et al., 2019), XLM-R (Conneau et al., 2019), INFOXLM (Chi et al., 2020b) and VECO (Luo et al., 2020) on both two evaluation setting on XNLI. The final score on the testset are averaged over five runs with difference random seeds. On cross-lingual transfer setting, ERNIE-M achieves 77.3 average accuracy, which outperforming INFOXLM by 1.1. ERNIE-M also has outstanding performance in low-resource languages, including 69.5 in Swahili (sw) and 68.8 in Urdu (ur). In case of translate-train-all, ERNIE-M_{BASE} improves performance and reaches 80.6 accuracy, a new state-of-the-art for XNLI, outperforming INFOXLM 0.9. To more accurately evaluate the performance of ERNIE-M, we trained the ERNIE-M-15 model in only 15 languages on the XNLI task, the evaluation detail in XNLI for 15 languages models can be found in the appendix.

Named Entity Recognition. For named entity recognition task (NER), we evaluate ERNIE-M on CoNLL-2002 and CoNLL-2003 datasets (Sang and De Meulder, 2003), which is a cross-lingual NER task including English, Dutch, Spanish and German. We consider ERNIE-M in the following setting: (1) fine-tune on English dataset and evaluate on each cross-lingual dataset to evaluate cross-lingual transfer and (2) fine-tune on all training datasets to evaluate cross-lingual learning. For each setting, we reported the F1 score in each languages.

Table 2 shows the results of ERNIE-M, XLM-R and mBERT on CoNLL-2002 and CoNLL-2003.

MODEL	en	fr	es	de	el	bg	ru	tr	ar	vi	th	zh	hi	sw	ur	Avg
<i>Fine-tune cross-lingual model on English training set (Cross-lingual Transfer)</i>																
XLM	85.0	78.7	78.9	77.8	76.6	77.4	75.3	72.5	73.1	76.1	73.2	76.5	69.6	68.4	67.3	75.1
Unicoder	85.1	79.0	79.4	77.8	77.2	77.2	76.3	72.8	73.5	76.4	73.6	76.2	69.4	69.7	66.7	75.4
XLM-R	85.8	79.7	80.7	78.7	77.5	79.6	78.1	74.2	73.8	76.5	74.6	76.7	72.4	66.5	68.3	76.2
INFOXMLM	86.4	80.6	80.8	78.9	77.8	78.9	77.6	75.6	74.0	77.0	73.7	76.7	72.0	66.4	67.1	76.2
ERNIE-M	85.5	80.1	81.2	79.2	79.1	80.4	78.1	76.8	76.3	78.3	75.8	77.4	72.9	69.5	68.8	77.3
XLM-R _{LARGE}	89.1	84.1	85.1	83.9	82.9	84.0	81.2	79.6	79.8	80.8	78.1	80.2	76.9	73.9	73.8	80.9
INFOXML _{LARGE}	89.7	84.5	85.5	84.1	83.4	84.2	81.3	80.9	80.4	80.8	78.9	80.9	77.9	74.8	73.7	81.4
VECO _{LARGE}	88.2	79.2	83.1	82.9	81.2	84.2	82.8	76.2	80.3	74.3	77.0	78.4	71.3	80.4	79.1	79.9
ERNIE-M _{LARGE}	89.3	85.1	85.7	84.4	83.7	84.5	82.0	81.2	81.2	81.9	79.2	81.0	78.6	76.2	75.4	82.0
<i>Fine-tune cross-lingual model on all training sets (Translate-Train-all)</i>																
XLM	85.0	80.8	81.3	80.3	79.1	80.9	78.3	75.6	77.6	78.5	76.0	79.5	72.9	72.8	68.5	77.8
Unicoder	85.6	81.1	82.3	80.9	79.5	81.4	79.7	76.8	78.2	77.9	77.1	80.5	73.4	73.8	69.6	78.5
XLM-R	85.4	81.4	82.2	80.3	80.4	81.3	79.7	78.6	77.3	79.7	77.9	80.2	76.1	73.1	73.0	79.1
INFOXMLM	86.1	82.0	82.8	81.8	80.9	82.0	80.2	79.0	78.8	80.5	78.3	80.5	77.4	73.0	71.6	79.7
ERNIE-M	86.2	82.5	83.8	82.6	82.4	83.4	80.2	80.6	80.5	81.1	79.2	80.5	77.7	75.0	73.3	80.6
XLM-R _{LARGE}	89.1	85.1	86.6	85.7	85.3	85.9	83.5	83.2	83.1	83.7	81.5	83.7	81.6	78.0	78.1	83.6
VECO _{LARGE}	88.9	82.4	86.0	84.7	85.3	86.2	85.8	80.1	83.0	77.2	80.9	82.8	75.3	83.1	83.0	83.0
ERNIE-M _{LARGE}	89.5	86.5	86.9	86.1	86.0	86.8	84.1	83.8	84.1	84.5	82.1	83.5	81.1	79.4	77.9	84.2

Table 1: Evaluation results on XNLI cross-lingual natural language inference. We report the accuracy on each of the 15 XNLI languages and the average accuracy. Our ERNIE-M results are based on five runs with different random seeds.

MODEL	en	nl	es	de	Avg
<i>Fine-tune on English dataset</i>					
mBERT	91.97	77.57	74.96	69.56	78.52
XLM-R	92.25	78.08	76.53	69.60	79.11
ERNIE-M	92.78	78.01	79.37	68.08	79.56
XLM-R _{LARGE}	92.92	80.80	78.64	71.40	80.94
ERNIE-M _{LARGE}	93.28	81.45	78.83	72.99	81.64
<i>Fine-tune on all dataset</i>					
XLM-R	91.08	89.09	87.28	83.17	87.66
ERNIE-M	93.04	91.73	88.33	84.20	89.32
XLM-R _{LARGE}	92.00	91.60	89.52	84.60	89.43
ERNIE-M _{LARGE}	94.01	93.81	89.23	86.20	90.81

Table 2: Evaluation results on CoNLL named entity recognition. Results of ERNIE-M are averaged over five runs.

Results of XLM-R and mBERT are reported from [Conneau et al. \(2019\)](#). ERNIE-M model get state-of-the-art on both setting and outperforms XLM-R by 0.45 F1 when trained on English, and 0.70 F1 when trained on all languages in the base model. Similar to the performance in the XNLI task, ERNIE-M has better performance on low-resource languages. For large models and fine-tune in all languages setting, we are 2.21 F1 higher than SoTA in Dutch (nl) and 1.6 F1 higher than SoTA in German (de).

Cross-lingual Question Answering. For question answering task, we use multilingual question answering (MLQA) dataset to evaluate ERNIE-M.

MLQA has the same format as SQuAD v1.1 ([Rajpurkar et al., 2016](#)) and it’s a multilingual language question answering task which composed of seven languages. We fine-tune ERNIE-M by training on English data and evaluating on seven cross-lingual datasets. The fine-tune method is the same as [Lewis et al. \(2019\)](#) that concatenates the question-passage pair as the input.

Table 3 compares ERNIE-M with several baseline models on MLQA, we report F1 score and extract match (EM) scores with five runs average. The performance of ERNIE-M in MLQA is significantly better than the previous models and has achieved a state-of-the-art score. We outperformed INFOXMLM 0.8 in F1 and 0.5 in EM.

Cross-lingual Paraphrase Identification. For cross-lingual paraphrase identification task, we use cross-lingual Paraphrase Adversaries from Word Scrambling (PAWS-X) ([Hu et al., 2020](#)) dataset to evaluate our model, the goal of PAWS-X is to determine whether two sentences are paraphrases, we evaluate ERNIE-M on both cross-lingual transfer setting and translate-train-all setting.

Table 4 compares ERNIE-M with various baseline model on PAWS-X, we report the accuracy score on each language testset with five runs average. The results show that ERNIE-M outperform all baselines model on most language and achieved a new SoTA.

MODEL	en	es	de	ar	hi	vi	zh	Avg
mBERT	77.7 / 65.2	64.3 / 46.6	57.9 / 44.3	45.7 / 29.8	43.8 / 29.7	57.1 / 38.6	57.5 / 37.3	57.7 / 41.6
XLM	74.9 / 62.4	68.0 / 49.8	62.2 / 47.6	54.8 / 36.3	48.8 / 27.3	61.4 / 41.8	61.1 / 39.6	61.6 / 43.5
XLM-R	77.1 / 64.6	67.4 / 49.6	60.9 / 46.7	54.9 / 36.6	59.4 / 42.9	64.5 / 44.7	61.8 / 39.3	63.7 / 46.3
INFOXMLM	81.3 / 68.2	69.9 / 51.9	64.2 / 49.6	60.1 / 40.9	65.0 / 47.5	70.0 / 48.6	64.7 / 41.2	67.9 / 49.7
ERNIE-M	81.6 / 68.5	70.9 / 52.6	65.8 / 50.7	61.8 / 41.9	65.4 / 47.5	70.0 / 49.2	65.6 / 41.0	68.7 / 50.2
XLM-R _{LARGE}	80.6 / 67.8	74.1 / 56.0	68.5 / 53.6	63.1 / 43.5	62.9 / 51.6	71.3 / 50.9	68.0 / 45.4	70.7 / 52.7
INFOXMLM _{LARGE}	84.5 / 71.6	75.1 / 57.3	71.2 / 56.2	67.6 / 47.6	72.5 / 54.2	75.2 / 54.1	69.2 / 45.4	73.6 / 55.2
ERNIE-M _{LARGE}	84.4 / 71.5	74.8 / 56.6	70.8 / 55.9	67.4 / 47.2	72.6 / 54.7	75.0 / 53.7	71.1 / 47.5	73.7 / 55.3

Table 3: Evaluation results on MLQA cross-lingual question answering. We report the F1 and exact match (EM) scores. Results of ERNIE-M are averaged over five runs.

MODEL	en	de	es	fr	ja	ko	zh	Avg
<i>Cross-lingual Transfer</i>								
mBERT	94.0	85.7	87.4	87.0	73.0	69.6	77.0	81.9
XLM	94.0	85.9	88.3	87.4	69.3	64.8	76.5	80.9
MMTE	93.1	85.1	87.2	86.9	72.0	69.2	75.9	81.3
XLM-R _{LARGE}	94.7	89.7	90.1	90.4	78.7	79.0	82.3	86.4
VECO _{LARGE}	96.2	91.3	91.4	92.0	81.8	82.9	85.1	88.7
ERNIE-M _{LARGE}	96.0	91.9	91.4	92.2	83.9	84.5	86.9	89.5
<i>Translate-Train-All</i>								
VECO _{LARGE}	96.4	93.0	93.0	93.5	87.2	86.8	87.9	91.1
ERNIE-M _{LARGE}	96.5	93.5	93.3	93.8	87.9	88.4	89.2	91.8

Table 4: Evaluation results on PAWS-X. Results of ERNIE-M are averaged over five runs.

Cross-lingual Sentence Retrieval. The goal for the cross-lingual sentence retrieval task is to extract parallel sentences from bilingual corpora. We use a subset of Tatoeba (Hu et al., 2020) dataset that content 36 languages pairs to evaluate ERNIE-M. Following Luo et al. 2020, we use the averaged representation in the middle layer of the best XNLI model to evaluate the retrieval task.

Table 5 shows the results of ERNIE-M in retrieval task, XLM-R results is from Luo et al. 2020, ERNIE-M achieving a score of 87.9 in Tatoeba dataset, outperforming VECO 1.0 and delivers new state-of-the-art results. The details of each language’s accuracy in Tatoeba can be found in the appendix.

Model	Avg
XLM-R	75.2
VECO _{LARGE}	86.9
ERNIE-M _{LARGE}	87.9

Table 5: Evaluation results on Tatoeba.

4.3 Ablation Study

To understand the effect of aligning multiple languages semantic representation in the training process of ERNIE-M, we conduct an ablation study as reported in Table 6. We train (1) only MMLM

on the monolingual corpus, (2) MMLM on the monolingual corpus and TLM on the bilingual corpus, (3) MMLM on the monolingual corpus and CAMLM on the bilingual corpus, and (4) MMLM and BTMLM on the monolingual corpus and CAMLM on the bilingual corpus. We use the base model structure for our experiments, and to speed up the experiments, we use the XLM-R_{BASE} model to initialize the model parameters, all of these experiments ran 50,000 steps with the same hyperparameters with batch size 2048, the score reported on downstream task is the average score of five runs.

index	Monolingual	Bilingual	XNLI	CoNLL
<i>exp</i> ₁	MMLM	/	75.8	79.2
<i>exp</i> ₂	MMLM	TLM	76.3	78.3
<i>exp</i> ₃	MMLM	CAMLM	76.1	79.5
<i>exp</i> ₄	MMLM + BTMLM	CAMLM	76.6	79.6

Table 6: Ablation study on each task in ERNIE-M.

Model	MLQA	XNLI	Average
mBERT	23.3	16.9	20.1
XLM-R	17.6	10.4	14.0
INFOXMLM	15.7	10.9	13.3
ERNIE-M	15.0	8.8	11.9

Table 7: Cross-lingual transfer gap score, smaller gap indicates better transferability.

Compared with *exp*₂ *exp*₃ *exp*₄ and *exp*₁, we find that the learning of cross-lingual semantic alignment on parallel corpora is helpful for the performance of the model. Experiments that used bilingual corpus for training showed significant improvements in XNLI. Compared with *exp*₂ and *exp*₄, we find that our proposed BTMLM and CAMLM are better for learning alignment of cross-lingual semantic. The training model with CAMLM and BTMLM brings a 0.3 improvement on XNLI and a 1.3 improvement on CoNLL com-

pared to the training model with TLM. Comparing exp_3 with exp_4 , there is a 0.5 improvement in XNLI and 0.1 improvement after adding BTMLM for training. This demonstrates that our proposed BTMLM can learn cross-lingual semantic alignment and improve the performance of our model.

Table 7 shows the gap scores for English and other languages on downstream task, this gap score is the difference between the English testset and the average performance on the testset in other languages. So a smaller gap score represents a better transferability of the model. We can notice that the gap scores of ERNIE-M are smaller compared to XLM-R and INFOXLM in both XNLI task and MLQA task which indicate a better transferability of ERNIE-M.

In addition, we explore the effect of the number of pseudo-tokens generated on BTMLM. Specifically, we investigate the effect of generating 5%, 10%, 15% and 20% pseudo-tokens on the convergence of the model. As shown in Figure 5, we can observe that as the proportion of generated pseudo-tokens increases, the PPL (Perplexity) of the BTMLM gradually decreases because the more pseudo-tokens are generated. The richer the token information in another language is provided to the model, thus better helping the model to converge.

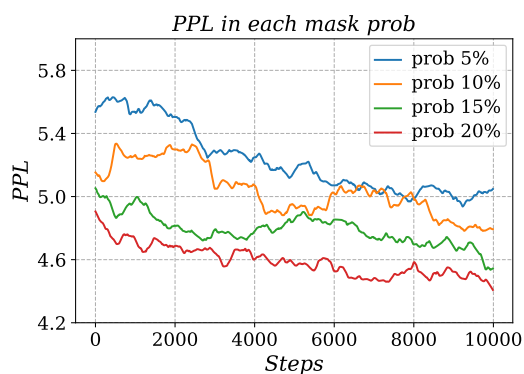


Figure 5: PPL in BTMLM training with different mask prob

5 Conclusion

In this paper, we propose a new cross-lingual model ERNIE-M, which is trained with both monolingual and parallel corpora. The training process of ERNIE-M consists of two stages. The first stage is to enhance the multilingual representation on parallel corpora by cross-attention masked language modeling (CAMLM), and the second stage is to encourage the model to align cross-lingual

semantic representations from a monolingual corpus by back-translation masked language modeling (BTMLM). Experiments show that ERNIE-M achieves the state-of-the-art results on various cross-lingual downstream tasks with the XNLI, MLQA, CoNLL, PAWS-X, and Tatoeba datasets.

References

- Zewen Chi, Li Dong, Furu Wei, Wenhui Wang, Xian-Ling Mao, and Heyan Huang. 2020a. Cross-lingual natural language generation via pre-training. In *AAAI*, pages 7570–7577.
- Zewen Chi, Li Dong, Furu Wei, Nan Yang, Saksham Singhal, Wenhui Wang, Xia Song, Xian-Ling Mao, Heyan Huang, and Ming Zhou. 2020b. Infoxlm: An information-theoretic framework for cross-lingual language model pre-training. *arXiv preprint arXiv:2007.07834*.
- Alexis Conneau, Kartikay Khandelwal, Naman Goyal, Vishrav Chaudhary, Guillaume Wenzek, Francisco Guzmán, Edouard Grave, Myle Ott, Luke Zettlemoyer, and Veselin Stoyanov. 2019. Unsupervised cross-lingual representation learning at scale. *arXiv preprint arXiv:1911.02116*.
- Alexis Conneau, Guillaume Lample, Ruty Rinott, Adina Williams, Samuel R Bowman, Holger Schwenk, and Veselin Stoyanov. 2018. Xnli: Evaluating cross-lingual sentence representations. *arXiv preprint arXiv:1809.05053*.
- Jacob Devlin, Ming-Wei Chang, Kenton Lee, and Kristina Toutanova. 2018. Bert: Pre-training of deep bidirectional transformers for language understanding. *arXiv preprint arXiv:1810.04805*.
- Jiatao Gu, James Bradbury, Caiming Xiong, Victor OK Li, and Richard Socher. 2017. Non-autoregressive neural machine translation. *arXiv preprint arXiv:1711.02281*.
- Dan Hendrycks and Kevin Gimpel. 2016. Gaussian error linear units (gelus). *arXiv preprint arXiv:1606.08415*.
- Junjie Hu, Sebastian Ruder, Aditya Siddhant, Graham Neubig, Orhan Firat, and Melvin Johnson. 2020. Xtreme: A massively multilingual multi-task benchmark for evaluating cross-lingual generalization. *arXiv preprint arXiv:2003.11080*.
- Haoyang Huang, Yaobo Liang, Nan Duan, Ming Gong, Linjun Shou, Daxin Jiang, and Ming Zhou. 2019. Unicoder: A universal language encoder by pre-training with multiple cross-lingual tasks. *arXiv preprint arXiv:1909.00964*.
- Diederik P Kingma and Jimmy Ba. 2014. Adam: A method for stochastic optimization. *arXiv preprint arXiv:1412.6980*.

- Anoop Kunchukuttan, Pratik Mehta, and Pushpak Bhat-tacharyya. 2017. The iit bombay english-hindi parallel corpus. *arXiv preprint arXiv:1710.02855*.
- Guillaume Lample and Alexis Conneau. 2019. Cross-lingual language model pretraining. *arXiv preprint arXiv:1901.07291*.
- Guillaume Lample, Alexis Conneau, Ludovic Denoyer, and Marc’ Aurelio Ranzato. 2017. Unsupervised machine translation using monolingual corpora only. *arXiv preprint arXiv:1711.00043*.
- Patrick Lewis, Barlas Oğuz, Ruty Rinott, Sebastian Riedel, and Holger Schwenk. 2019. Mlqa: Evaluating cross-lingual extractive question answering. *arXiv preprint arXiv:1910.07475*.
- Yinhan Liu, Jiatao Gu, Naman Goyal, Xian Li, Sergey Edunov, Marjan Ghazvininejad, Mike Lewis, and Luke Zettlemoyer. 2020. Multilingual denoising pre-training for neural machine translation. *arXiv preprint arXiv:2001.08210*.
- Fuli Luo, Wei Wang, Jiahao Liu, Yijia Liu, Bin Bi, Songfang Huang, Fei Huang, and Luo Si. 2020. Veco: Variable encoder-decoder pre-training for cross-lingual understanding and generation. *arXiv preprint arXiv:2010.16046*.
- Pranav Rajpurkar, Jian Zhang, Konstantin Lopyrev, and Percy Liang. 2016. Squad: 100,000+ questions for machine comprehension of text. *arXiv preprint arXiv:1606.05250*.
- Erik F Sang and Fien De Meulder. 2003. Introduction to the conll-2003 shared task: Language-independent named entity recognition. *arXiv preprint cs/0306050*.
- Holger Schwenk, Vishrav Chaudhary, Shuo Sun, Hongyu Gong, and Francisco Guzmán. 2019. Wikimatrix: Mining 135m parallel sentences in 1620 language pairs from wikipedia. *arXiv preprint arXiv:1907.05791*.
- Rico Sennrich, Barry Haddow, and Alexandra Birch. 2015. Improving neural machine translation models with monolingual data. *arXiv preprint arXiv:1511.06709*.
- Kaitao Song, Xu Tan, Tao Qin, Jianfeng Lu, and Tie-Yan Liu. 2019. Mass: Masked sequence to sequence pre-training for language generation. *arXiv preprint arXiv:1905.02450*.
- Jörg Tiedemann. 2012. Parallel data, tools and interfaces in opus. In *Lrec*, volume 2012, pages 2214–2218.
- Chau Tran, Yuqing Tang, Xian Li, and Jiatao Gu. 2020. Cross-lingual retrieval for iterative self-supervised training. *Advances in Neural Information Processing Systems*, 33.
- Ashish Vaswani, Noam Shazeer, Niki Parmar, Jakob Uszkoreit, Llion Jones, Aidan N Gomez, Łukasz Kaiser, and Illia Polosukhin. 2017. Attention is all you need. *Advances in neural information processing systems*, 30:5998–6008.
- Yiren Wang, Fei Tian, Di He, Tao Qin, ChengXiang Zhai, and Tie-Yan Liu. 2019. Non-autoregressive machine translation with auxiliary regularization. In *Proceedings of the AAAI Conference on Artificial Intelligence*, volume 33, pages 5377–5384.
- Xiangpeng Wei, Yue Hu, Rongxiang Weng, Luxi Xing, Heng Yu, and Weihua Luo. 2020. On learning universal representations across languages. *arXiv preprint arXiv:2007.15960*.
- Guillaume Wenzek, Marie-Anne Lachaux, Alexis Conneau, Vishrav Chaudhary, Francisco Guzmán, Armand Joulin, and Edouard Grave. 2019. Ccnet: Extracting high quality monolingual datasets from web crawl data. *arXiv preprint arXiv:1911.00359*.
- Shijie Wu and Mark Dredze. 2019. Beto, bentz, becas: The surprising cross-lingual effectiveness of bert. *arXiv preprint arXiv:1904.09077*.
- Jian Yang, Shuming Ma, Dongdong Zhang, Shuangzhi Wu, Zhoujun Li, and Ming Zhou. 2020. Alternating language modeling for cross-lingual pre-training. In *AAAI*, pages 9386–9393.
- Michał Ziemski, Marcin Junczys-Dowmunt, and Bruno Pouliquen. 2016. The united nations parallel corpus v1. 0. In *Proceedings of the Tenth International Conference on Language Resources and Evaluation (LREC’16)*, pages 3530–3534.

A Pre-training Data

We follow (Wenzek et al., 2019) to reconstruct CC-100 data for ERNIE-M training. The monolingual training corpus contains 96 languages as shown in Table 8. Notice that several languages have same the ISO code, e.g., zh represents both Simplified Chinese and Traditional Chinese, ur represents both Urdu and Urdu Romanized. Table 9 shows the statistics of the parallel data in each language.

Code	Size (GB)	Code	Size (GB)	Code	Size (GB)
af	0.1	hi	4.2	or	0.3
am	0.3	hr	1.0	pa	0.6
ar	12.5	hu	6.9	pl	20.2
as	0.1	hy	0.6	ps	0.3
az	0.6	id	11.7	pt	27.4
be	0.4	is	0.4	ro	7.5
bg	5.6	it	32.9	ru	215.6
bn	4.6	ja	78.1	sa	0.1
br	0.0	jv	0.0	sd	0.1
bs	0.0	ka	0.9	si	1.1
ca	2.1	kk	0.5	sk	9.5
cs	10.5	km	0.2	sl	4.3
cy	0.3	kn	0.2	so	0.0
da	4.8	ko	29.4	sq	2.0
de	71.0	ku	0.1	sr	5.5
el	10.5	ky	0.4	su	0.0
en	512.5	la	0.2	sv	42.1
eo	0.4	lo	0.2	sw	0.2
es	62.6	lt	1.7	ta	6.9
et	1.0	lv	0.9	te	2.0
eu	0.7	mg	0.0	th	29.1
fa	14.8	mk	0.5	tl	0.8
fi	4.3	ml	1.2	tr	43.3
fr	61.5	mn	0.3	ug	0.1
fy	0.1	mr	0.4	uk	11.1
ga	0.2	ms	0.5	ur	2.2
gd	0.0	my	0.4	uz	0.1
gl	1.0	ne	0.5	vi	52.0
gu	0.2	nl	17.8	yi	0.2
he	3.3	no	3.8	zh	96.0

Table 8: The statistics of CC-100 used for ERNIE-M pre-training.

ISO Code	Size (GB)	ISO Code	Size (GB)
ar	9.8	ru	8.3
bg	2.2	sw	0.1
de	10.7	th	3.3
el	4.0	tr	1.1
es	8.8	ur	0.7
fr	13.7	vi	0.8
hi	0.3	zh	5.0

Table 9: The statistics of parallel data used for ERNIE-M pre-training.

B Hyperparameters for Pre-training

Table 10 shows the hyperparameters for pre-training. We use XLM-R model to initialize the

parameters of ERNIE-M and the vocab is the same as XLM-R.

Hyperparameters	BASE	LARGE
Layers	12	24
Hidden size	768	1024
FFN inner hidden size	3,072	4,096
FFN dropout	0.1	0.1
Attention heads	12	16
Attention dropout	0.1	0.1
Embedding size	768	1024
Training steps	150K	200K
Batch size	2,048	2,048
Learning rate	2e-4	1e-4
Learning rate schedule	Linear	Linear
Adam ϵ	1e-6	1e-6
Adam β_1	0.98	0.98
Adam β_2	0.999	0.999
Weight decay	0.01	0.01
Warmup steps	10,000	10,000

Table 10: Hyperparameters used for ERNIE-M pre-training.

C Hyperparameters for Fine-tuning

Table 11 and Table 12 show the fine-tuning parameters on XNLI, MLQA, CoNLL and PAWS-X. For each task, we select the model with the best performance on the validation set and the testset score is the average of five runs with different random seeds.

D Evaluation results for 15 languages model

To better evaluate the performance of ERNIE-M, we trained the ERNIE-M-15 model for 15 languages and evaluated it on the XNLI dataset. ERNIE-M-15 model outperformed the current best 15-language cross-lingual model on the XNLI task, achieving a score of 77.5 in the cross-lingual transfer setting, outperforming HICTL 0.2 and 80.7 in translate-train-all setting, outperforming HICTL 0.7. ERNIE-M Achieves SoTA results on XNLI task.

E Evaluation results for Cross-lingual Retrieval

Table 14 shows the details of each language accuracy in cross-lingual retrieval task. ERNIE-M outperform VECO in most languages and achieves SoTA results on Tatoeba.

Hyperparameters	XNLI	XNLI*	MLQA	CoNLL	CoNLL*
Batch size	32	128	32	8	8
Learning rate	5e-5	5e-5	3e-4	4e-4	3e-4
Layerwise LR decay	0.8	0.8	0.8	0.8	0.8
LR schedule	Linear	Linear	Linear	Linear	Linear
Warmup faction	10%	10%	10%	10%	10%
Weight decay	0	0	0	0.01	0.01
Epoch	5	2	2	10	10

Table 11: Hyperparameters used for ERNIE-M_{BASE} fine-tuning, parameters with "*" are Translate-Train-All setting, without "*" are Cross-lingual setting.

Hyperparameters	XNLI	XNLI*	MLQA	CoNLL	CoNLL*	PAWS-X	PAWS-X*
Batch size	32	128	32	8	8	64	64
Learning rate	5e-5	5e-5	8e-5	4e-4	3e-4	5e-5	7e-5
Layerwise LR decay	0.8	0.8	0.9	0.8	0.8	0.9	0.9
LR schedule	Linear	Linear	Linear	Linear	Linear	Linear	Linear
Warmup faction	10%	10%	10%	10%	10%	10%	10%
Weight decay	0	0	0	0.01	0.01	0.01	0.01
Epoch	5	1	2	10	10	10	2

Table 12: Hyperparameters used for ERNIE-M_{LARGE} fine-tuning, parameters with "*" are Translate-Train-All setting, without "*" are Cross-lingual setting.

MODEL	en	fr	es	de	el	bg	ru	tr	ar	vi	th	zh	hi	sw	ur	Avg
<i>Fine-tune cross-lingual model on English training set (Cross-lingual Transfer)</i>																
XLM	85.0	78.7	78.9	77.8	76.6	77.4	75.3	72.5	73.1	76.1	73.2	76.5	69.6	68.4	67.3	75.1
HICTL	86.3	80.5	81.3	79.5	78.9	80.6	79.0	75.4	74.8	77.4	75.7	77.6	73.1	69.9	69.7	77.3
ERNIE-M-15	85.9	80.5	81.3	79.8	79.3	80.7	78.7	76.8	76.8	78.0	76.1	77.4	72.9	68.9	68.9	77.5
<i>Fine-tune cross-lingual model on all training sets (Translate-Train-all)</i>																
XLM	85.0	80.8	81.3	80.3	79.1	80.9	78.3	75.6	77.6	78.5	76.0	79.5	72.9	72.8	68.5	77.8
HICTL	86.5	82.3	83.2	80.8	81.6	82.2	81.3	80.5	78.1	80.4	78.6	80.7	76.7	73.8	73.9	80.0
ERNIE-M-15	86.4	82.4	83.5	82.7	83.1	83.2	81.0	80.6	80.5	80.9	79.2	80.6	77.7	75.8	72.8	80.7

Table 13: Evaluation results on XNLI cross-lingual natural language inference in 15 languages model.

MODEL	af	ar	bg	bn	de	el	es	et	eu	fa	fi	fr	he	hi	hu	id	it	ja
VECO _{LARGE}	80.9	85.1	91.3	78.1	98.5	89.5	97.4	94.8	79.8	93.1	95.4	93.7	85.8	94.2	93.8	93.0	92.2	92.8
ERNIE-M _{LARGE}	88.6	88.9	92.2	84.8	98.8	92.4	96.3	82.4	78.8	92.5	92.2	94.0	86.2	95.4	88.7	91.5	90.3	86.7
MODEL	jv	ka	kk	ko	ml	mr	nl	pt	ru	sw	ta	te	th	tl	tr	ur	vi	zh
VECO _{LARGE}	35.1	83.0	74.1	88.7	94.8	82.5	95.9	94.6	92.2	69.7	82.4	91.0	94.7	73.0	95.2	63.8	95.1	93.9
ERNIE-M _{LARGE}	48.0	84.2	78.2	85.3	95.2	87.6	96.1	92.6	93.1	59.4	86.9	94.0	95.6	75.4	96.3	90.8	94.5	91.7

Table 14: Tatoeba results for each language.