

Higher-Order Nonlinear Anomalous Hall Effects Induced by Berry Curvature Multipoles

Cheng-Ping Zhang^{1,*}, Xue-Jian Gao^{1,*}, Ying-Ming Xie¹, Hoi Chun Po², and K. T. Law^{1†}

¹*Department of Physics, Hong Kong University of Science and Technology, Clear Water Bay, Hong Kong, China and*

²*Department of Physics, Massachusetts Institute of Technology, Cambridge, Massachusetts, USA*

In recent years, it has been shown that Berry curvature monopoles and dipoles play essential roles in the anomalous Hall effect and the nonlinear Hall effect respectively. In this work, we demonstrate that Berry curvature multipoles (the higher moments of Berry curvatures at the Fermi energy) can induce higher-order nonlinear anomalous Hall (NLAH) effect. Specifically, an AC Hall voltage perpendicular to the current direction emerges, where the frequency is an integer multiple of the frequency of the applied current. Importantly, by analyzing the symmetry properties of all the 3D and 2D magnetic point groups, we note that the quadrupole, hexapole and even higher Berry curvature moments can cause the leading-order frequency multiplication in certain materials. To provide concrete examples, we point out that the third-order NLAH voltage can be the leading-order Hall response in certain antiferromagnets due to Berry curvature quadrupoles, and the fourth-order NLAH voltage can be the leading response in the surface states of topological insulators induced by Berry curvature hexapoles. Our results are established by symmetry analysis, effective Hamiltonian and first-principles calculations. Other materials which support the higher-order NLAH effect are further proposed, including 2D antiferromagnets and ferromagnets, Weyl semimetals and twisted bilayer graphene near the quantum anomalous Hall phase.

Introduction.—The Hall effect is a fascinating phenomenon that a Hall voltage perpendicular to the applied current direction can be generated under an external magnetic field. In ferromagnets, a Hall voltage can be created in the absence of an external magnetic field, which is known as the anomalous Hall effect. It has an intrinsic contribution from the Berry curvature monopole which is the integral of Berry curvature over occupied states [1, 2]. Recently, anomalous Hall effects are also discovered in antiferromagnets [3–8].

Surprisingly, it was pointed out recently that a Hall voltage can be induced even in time-reversal invariant systems [9], in which the generated Hall voltage doubles the frequency of the applied AC electric current. This so-called nonlinear Hall effect is induced by the Berry curvature dipole, which is the first moment of the Berry curvature over occupied states. The nonlinear Hall effect has been observed experimentally in bilayer and multilayer WTe₂ [10, 11] and more recently in twisted WSe₂ [12, 13]. However, in principle, higher Berry curvature moments can be non-vanishing and their physical consequences are not known.

In this work, we provide a general theory for higher-order nonlinear anomalous Hall (NLAH) effects which can be induced by the Berry curvature multipoles such as quadrupole [14], hexapole and higher-order multipoles. Specifically, an AC Hall voltage with frequency which is an integer multiple of the frequency of the applied AC current can be generated by Berry curvature multipoles. The higher-order effects are generally expected to be small compared to lower-order effects. However, we point out that Berry curvature quadrupole, hexapole

and even higher-order multipoles can cause the leading-order effects when lower-order Berry curvature moments are forced to vanish by crystal symmetry. Magnetic point groups (MPGs) which allow higher-order Berry curvature moments to be the leading-order moments are listed in Table I and Table II respectively for three-dimensional (3D) and two-dimensional (2D) materials. To give concrete examples, we point out that in antiferromagnets such as monolayer SrMnBi₂, the NLAH effect induced by Berry curvature quadrupole is the leading-order Hall response, as both the anomalous Hall and the nonlinear Hall effect are prohibited by symmetry. Furthermore, with a current easily accessible in experiments, the third-order NLAH voltage can be of the order $\sim 10 \mu\text{V}$, which is comparable with the nonlinear Hall voltage in WTe₂ [10, 11]. We further point out that the surface states of topological insulators with C_{3v} symmetry support fourth-order NLAH effect due to the Berry curvature hexapole which is the lowest non-vanishing moment.

The rest of the paper is organized as follows. We first use the Boltzmann equation approach to establish the relationship between the AC conductivity and the Berry curvature multipoles. Second, the symmetry properties of the Berry curvature multipoles in all MPGs are analyzed and summarized in Table I and Table II. Third, to be specific, we show explicitly how the third-order NLAH effect induced by Berry curvature quadrupole becomes the leading-order Hall response in $4'm'm$ (in Hermann-Mauguin notation [15]) MPG, which is the symmetry for monolayer antiferromagnet SrMnBi₂. We further show that the fourth-order NLAH effect induced by Berry curvature hexapole is the lowest order response in C_{3v} point group, and the theory applies to the surface states of topological insulators. The third-order NLAH effect may also be observed in other candidate materials, including 2D antiferromagnets and ferromagnets, Weyl semimetals

* These authors contributed equally to this work

† phlaw@ust.hk

and twisted bilayer graphene near the quantum anomalous Hall phase.

Nonlinear conductivity and Berry curvature multipoles— In this section, we establish the connection between the nonlinear conductivity and Berry curvature multipoles using the Boltzmann equation approach [9, 14]. We focus only on the intraband contribution, which is valid when the frequency is much lower than the band gaps between adjacent bands. Recall the semiclassical equations of electron motion:

$$\frac{d}{dt}\mathbf{r} = \frac{1}{\hbar}\nabla_{\mathbf{k}}\varepsilon_{\mathbf{k}} + \frac{e}{\hbar}\mathbf{E} \times \boldsymbol{\Omega}, \quad (1)$$

$$\frac{d}{dt}\mathbf{k} = -\frac{e\mathbf{E}}{\hbar}, \quad (2)$$

where $\mathbf{E} = \mathbf{E}(t)$ is the time-dependent applied electric field and $\boldsymbol{\Omega}$ is the Berry curvature.

The electric current is given by the integral of physical velocity:

$$\mathbf{j}(t) = -e \int_{\mathbf{k}} f(\mathbf{k}, t) \frac{d\mathbf{r}}{dt}, \quad (3)$$

where $\int_{\mathbf{k}} = \int d^d k / (2\pi)^d$, and d is the dimensionality. The time evolution of distribution function $f(\mathbf{k}, t)$ is given by the Boltzmann equation:

$$\frac{d\mathbf{k}}{dt} \cdot \nabla_{\mathbf{k}} f(\mathbf{k}, t) + \partial_t f(\mathbf{k}, t) = \frac{f_0 - f(\mathbf{k}, t)}{\tau}, \quad (4)$$

where f_0 is the equilibrium Fermi-Dirac distribution function and τ represents the relaxation time.

With a harmonic electric field $\mathbf{E}(t) = \text{Re}\{E_{\alpha}e^{i\omega t}\hat{\mathbf{e}}_{\alpha}\}$ (Greek letters $\alpha, \beta, \gamma = x, y, z$ represent the spatial indices), the current responses can be obtained order by order (see Appendix B for details).

The first-order response is at the same frequency as the driving force: $j_{\mu}^{(1)}(t) = \text{Re}\{\sigma_{\mu\alpha}^{(1)}(\omega)E_{\alpha}e^{i\omega t}\}$, with

$$\sigma_{\mu\alpha}^{(1)}(\omega) = \frac{e^2}{\hbar} \int_{\mathbf{k}} f_0 \left(\frac{\partial_{\mu}\partial_{\alpha}\varepsilon_{\mathbf{k}}}{\hbar\tilde{\omega}} - \epsilon_{\mu\alpha\beta}\Omega_{\beta} \right), \quad (5)$$

where $\partial_{\alpha} = \partial/\partial k_{\alpha}$ and $\epsilon_{\mu\alpha\beta}$ is the Levi-Civita tensor. $\tilde{\omega}$ represents $i\omega + \gamma$ [16] and $\gamma = 1/\tau$. The first term is the usual Drude conductivity, which is symmetric with respect to the two indices: $\sigma_{\mu\alpha}^{(1),D}(\omega) = \sigma_{\alpha\mu}^{(1),D}(\omega)$. The second term is the intrinsic contribution to the anomalous Hall conductivity from the integral of Berry curvature $\int_{\mathbf{k}} f_0 \Omega_{\beta}$, which can be viewed as Berry curvature monopole. The anomalous Hall conductivity is defined as the anti-symmetric part of the conductivity tensor: $\sigma_{\mu\alpha}^{(1),H}(\omega) = -\sigma_{\alpha\mu}^{(1),H}(\omega)$, which vanishes when time-reversal symmetry is present, as required by Onsager reciprocal relation [1]. As an analogy, we define the NLAH conductivity as the anti-symmetric part of the nonlinear conductivity tensor following Ref. [17], in order to distinguish it from the Drude-like contributions.

The second-order response consists of a rectified current and a second harmonic generation: $j_{\mu}^{(2)}(t) =$

$\text{Re}\{\sigma_{\mu\alpha\beta}^{(2)}(0)E_{\alpha}E_{\beta}^* + \sigma_{\mu\alpha\beta}^{(2)}(2\omega)E_{\alpha}E_{\beta}e^{2i\omega t}\}$, with

$$\begin{aligned} \sigma_{\mu\alpha\beta}^{(2)}(0) &= -\frac{e^3}{2\hbar^3} \int_{\mathbf{k}} f_0 \frac{\partial_{\mu}\partial_{\alpha}\partial_{\beta}\varepsilon_{\mathbf{k}}}{\gamma\tilde{\omega}} \\ &\quad + \frac{e^3}{2\hbar^2} \frac{\epsilon_{\mu\alpha\gamma}}{\tilde{\omega}} D_{\beta\gamma}, \end{aligned} \quad (6)$$

$$\begin{aligned} \sigma_{\mu\alpha\beta}^{(2)}(2\omega) &= -\frac{e^3}{2\hbar^3} \int_{\mathbf{k}} f_0 \frac{\partial_{\mu}\partial_{\alpha}\partial_{\beta}\varepsilon_{\mathbf{k}}}{\tilde{\omega}(2\omega)} \\ &\quad + \frac{e^3}{2\hbar^2} \frac{\epsilon_{\mu\alpha\gamma}}{\tilde{\omega}} D_{\beta\gamma}. \end{aligned} \quad (7)$$

Each conductivity tensor contains two terms. The first term is the Drude-like contribution and the second term is the nonlinear Hall conductivity induced by Berry curvature dipole $D_{\alpha\beta} = \int_{\mathbf{k}} f_0 \partial_{\alpha}\Omega_{\beta}$. The second term is the origin of the nonlinear Hall effect first pointed out by Sodemann and Fu [9] which has attracted many theoretical and experimental studies in recent years [10–13, 18–24].

In this work, we focus on the higher-order responses which importantly can be the leading-order responses under certain MPG symmetries as detailed in the following sections. The third-order response is composed of currents at both the same and triple the fundamental frequency: $j_{\mu}^{(3)}(t) = \text{Re}\{\sigma_{\mu\alpha\beta\gamma}^{(3)}(\omega)E_{\alpha}E_{\beta}E_{\gamma}^*e^{i\omega t} + \sigma_{\mu\alpha\beta\gamma}^{(3)}(3\omega)E_{\alpha}E_{\beta}E_{\gamma}e^{3i\omega t}\}$, with

$$\begin{aligned} \sigma_{\mu\alpha\beta\gamma}^{(3)}(\omega) &= \frac{3e^4}{4\hbar^4} \int_{\mathbf{k}} f_0 \frac{\partial_{\mu}\partial_{\alpha}\partial_{\beta}\partial_{\gamma}\varepsilon_{\mathbf{k}}}{\tilde{\omega}(-\omega)(2\omega)} \\ &\quad - \frac{e^4}{4\hbar^3} \left[\frac{2\epsilon_{\mu\alpha\delta}}{\tilde{\omega}(-\omega)} Q_{\beta\gamma\delta} + \frac{\epsilon_{\mu\gamma\delta}}{\tilde{\omega}(2\omega)} Q_{\alpha\beta\delta} \right], \end{aligned} \quad (8)$$

$$\begin{aligned} \sigma_{\mu\alpha\beta\gamma}^{(3)}(3\omega) &= \frac{e^4}{4\hbar^4} \int_{\mathbf{k}} f_0 \frac{\partial_{\mu}\partial_{\alpha}\partial_{\beta}\partial_{\gamma}\varepsilon_{\mathbf{k}}}{\tilde{\omega}(2\omega)(3\omega)} \\ &\quad - \frac{e^4}{4\hbar^3} \frac{\epsilon_{\mu\alpha\delta}}{\tilde{\omega}(2\omega)} Q_{\beta\gamma\delta}. \end{aligned} \quad (9)$$

The first term is the Drude-like contribution and the second term is the NLAH conductivity induced by Berry curvature quadrupole [14], which is defined as

$$Q_{\alpha\beta\gamma} = \int_{\mathbf{k}} f_0 \partial_{\alpha}\partial_{\beta}\Omega_{\gamma}. \quad (10)$$

It can be generalized to multi-band cases by summing up the contributions from all bands.

The quadrupole can also be rewritten as

$$Q_{\alpha\beta\gamma} = - \int_{\mathbf{k}} (\partial_{\alpha}\varepsilon_{\mathbf{k}})(\partial_{\beta}\Omega_{\gamma})f'_{\alpha}(\varepsilon_{\mathbf{k}} - \mu), \quad (11)$$

which indicates that the NLAH effect induced by Berry curvature quadrupole is a Fermi liquid property. Similarly, the Berry curvature hexapole is defined as

$$H_{\alpha\beta\gamma\delta} = \int_{\mathbf{k}} f_0 \partial_{\alpha}\partial_{\beta}\partial_{\gamma}\Omega_{\delta}, \quad (12)$$

TABLE I. Leading-order intrinsic anomalous Hall responses in all the 122 3D magnetic point groups

leading-order responses	magnetic point groups
No anomalous Hall response	$\bar{1}1', \bar{1}', 2/m1', 2'/m, 2/m', mmm1', m'mm, m'm'm', 4/m1' 4/m', 4'/m', 4/mmm1', 4/m'mm, 4'/m'm'm, 4/m'm'm', \bar{3}1', \bar{3}', \bar{3}m1', \bar{3}'m, \bar{3}'m', 6/m1', 6'/m, 6/m', 6/mmm1', 6/m'mm, 6'/mmm', 6/m'm'm', m\bar{3}1', m'\bar{3}', m\bar{3}m1', m'\bar{3}'m, m'\bar{3}'m'$
1st-order	$1, \bar{1}, 2, 2', m, m', 2/m, 2'/m', 2'2'2, m'm2', m'm'2, m'm'm, 4, \bar{4}, 4/m, 42'2', 4m'm', \bar{4}2'm', 4/mmm'm', 3, \bar{3}, 32', 3m', \bar{3}m', 6, \bar{6}, 6/m, 62'2', 6m'm', \bar{6}m'2', 6/mm'm'$
2nd-order	$11', 21', m1', 222, 2221', mm2, mm21', 41', 4', \bar{4}1', \bar{4}', 422, 4221', 4'22', 4mm, 4mm1', 4'm'm, \bar{4}2m, \bar{4}2m1', \bar{4}2'm, \bar{4}2m', 31', 32, 321', 3m, 3m1', 61', 6', 622, 6221', 6'22', 6mm, 6mm1', 6'mm', 23, 231', 432, 4321', 4'32'$
3rd-order	$mmm, 4'/m, 4/mmm, 4'/mmm', \bar{3}m, \bar{6}', 6'/m', \bar{6}m2, \bar{6}'m'2, \bar{6}'m'2', 6/mmm, 6'/m'mm', m\bar{3}, \bar{4}'3m', m\bar{3}m'$
4th-order	$\bar{6}1', \bar{6}m21', \bar{4}3m, \bar{4}3m1'$
5th-order	$m\bar{3}m$

and the higher-order moments can be defined in a similar manner. The higher-order nonlinear conductivity and their relations to higher-order Berry curvature moments can be found in Appendix B.

Symmetry analysis of Berry curvature multipoles.—As shown in the last section, Berry curvatures contribute to the higher-order conductivity in general [14]. In this section, we analyze the symmetry properties of Berry curvature multipoles. Taking the Berry curvature quadrupole as an example, we point out that time-reversal symmetry forces the Berry curvature quadrupoles to be zero. However, for materials belonging to 66 (out of the 122) MPGs which break time-reversal symmetry, the Berry curvature quadrupole can be finite. Moreover, in 15 MPGs as listed in Table I, the quadrupole is the lowest order non-vanishing Berry curvature moment.

To have finite Berry curvature quadrupole, we note that under time-reversal symmetry \mathcal{T} : $\partial_\alpha \rightarrow -\partial_\alpha$ and $\Omega_\gamma \rightarrow -\Omega_\gamma$ and therefore, according to Eq. 10, the Berry curvature quadrupole vanishes. As a result, only materials which break time-reversal symmetry can have transport responses induced by Berry curvature quadrupoles. Under general spatial symmetries, since the Berry curvature is a pseudovector, the Berry curvature quadrupole transforms as a rank-3 pseudotensor. Therefore a symmetry operation Λ imposes constraint on the form of the quadrupole:

$$Q_{\alpha\beta\gamma} = \pm \det(\Lambda) \Lambda_{\alpha\alpha'} \Lambda_{\beta\beta'} \Lambda_{\gamma\gamma'} Q_{\alpha'\beta'\gamma'}, \quad (13)$$

where $+$ ($-$) is taken for unitary(antiunitary) operations. Furthermore, the quadrupole is symmetric with respect to the first two indices: $Q_{\alpha\beta\gamma} = Q_{\beta\alpha\gamma}$ as indicated by Eq. 10, because the order of derivatives are interchangeable.

From above, we note that the Berry curvature quadrupole transforms exactly the same as piezomagnetic tensor $\chi_{\alpha\beta\gamma}$, which generates a magnetization $M_\gamma = \chi_{\alpha\beta\gamma} \mathcal{E}_{\alpha\beta}$ when a strain $\mathcal{E}_{\alpha\beta}$ is applied. Because the magnetization is a pseudovector and strain is a symmetric tensor, the piezomagnetic tensor is also a rank-3 pseudotensor with the first two indices to be symmetric $\chi_{\alpha\beta\gamma} = \chi_{\beta\alpha\gamma}$. Out of the 122 MPGs, 66 of them are piezomagnetic [25] and therefore support nonzero Berry curvature quadrupoles, whose explicit forms are listed in Table III of Appendix C.

Among the 66 MPGs with Berry curvature quadrupoles, 31 of them have finite Berry curvature monopoles and 20 of them have Berry curvature dipoles as the lowest order non-vanishing moment. Importantly, as listed in Table I, there are 15 MPGs in which the Berry curvature quadrupole is the leading non-vanishing moment.

The same analysis can be applied to the higher-order Berry curvature moments. In general for all the 122 3D MPGs, all the odd-order responses require time-reversal symmetry breaking while all the even-order effects require inversion symmetry breaking. The n -th order NLAH effect is contributed by the $(n-1)$ -th moment of Berry curvature, which transforms as a rank- n pseudotensor. The details of the transformation properties of the Berry curvature multipoles can be found in the Appendix C, and the leading-order moments of the Berry curvature (therefore the leading-order intrinsic anomalous Hall responses) are obtained accordingly [26], as listed in Table I. There are 32 MPGs (out of 122) which respect the combination of inversion and time-reversal symmetries \mathcal{IT} , forcing the Berry curvature to vanish

TABLE II. Leading-order intrinsic anomalous Hall responses in all the 31 2D magnetic point groups

leading-order responses	magnetic point groups
No anomalous Hall response	$21', 2', 2mm1', 2'mm', 41', 4mm1', 61', 6', 6mm1', 6'm'm'$
1st-order	$1, m', 2, 2m'm', 4, 4m'm', 3, 3m', 6, 6m'm'$
2nd-order	$11', m, m1'$
3rd-order	$2mm, 4', 4'm'm'$
4th-order	$3m, 31', 3m1'$
5th-order	$4mm$
7th-order	$6mm$

in the entire Brillouin zone. Among the remaining 90 MPGs, 31 of them exhibit anomalous Hall effect, which can have nonzero spontaneous magnetization [25]. The 2nd-order NLAH effect is the leading-order Hall response in 39 MPGs and the 3rd-order NLAH effect is the leading response in 15 MPGs. There are 4 MPGs in which the hexapole is the leading-order moment, while in $m\bar{3}m$ MPG the octopole is the leading-order moment.

Similarly, we also study the leading-order responses for the 31 MPGs in 2D space. The $(n+1)$ -th order NLAH effect is contributed by the n -th moment of Berry curvature, which in 2D space has $n+1$ independent components: $\int_{\mathbf{k}} f_0 (\partial_x)^l (\partial_y)^{n-l} \Omega$, with $l = 0, 1, \dots, n$. By linear combination, they can be rearranged as $\int_{\mathbf{k}} f_0 \partial_+^{n-l} \partial_-^l \Omega$ with $\partial_{\pm} = \partial_x \pm i\partial_y$, which form the eigenvectors of the angular momentum operator, with quantum numbers $\pm n, \pm(n-2), \dots$. Apart from the zero angular momentum components, such as the monopole and the trace of quadrupole, all the other components are forced to vanish under a p -fold rotational symmetry with $p > n$. Therefore, if an additional time-reversal or mirror symmetry is present, which forces the zero angular momentum components to vanish, then the leading-order Berry curvature moment under a p -fold rotation has the order $n = p$, as shown in Table II. More detailed analysis can be found in Appendix C, and the leading-order moments (therefore the leading-order intrinsic anomalous Hall responses) under all MPGs are listed in Table II. 10 MPGs (out of 31) respect the $C_2\mathcal{T}$ symmetry, which forces the Berry curvature to vanish in the entire Brillouin zone. Among the remaining 21 MPGs, 10 of them break both the time-reversal and the mirror symmetries, therefore a non-vanishing monopole is allowed. The other 11 MPGs are also classified, according to their leading-order anomalous Hall responses.

Effective models.—In this section, we use an effective model to show explicitly how the quadrupole arises as the leading-order Berry curvature moment for materials with $4'm'm$ MPG in 2D space (as indicated by symmetry analysis in Table II). Importantly, $4'm'm$ is the symmetry for antiferromagnetic monolayer SrMnBi₂ which will be studied in detail in the next section. Furthermore, we show that the Berry curvature hexapole can be the leading-order moment for the surface states of topological insulators [27] with $3m1'$ (C_{3v}) MPG symmetry (see Table II).

The $4'm'm$ MPG contains two generators: $C_4\mathcal{T}$ and $M_x\mathcal{T}$, where C_4 is the four-fold rotation around the z axis and M_x is reflection: $x \rightarrow -x$. The $C_4\mathcal{T}$ symmetry requires the monopole to be zero, and $C_2 = (C_4\mathcal{T})^2$ also forces the dipole to vanish. In 2D space, since the Berry curvature is forced to align along the z direction, the quadrupole can be denoted as $Q_{\alpha\beta} = \int_{\mathbf{k}} f_0 \partial_{\alpha} \partial_{\beta} \Omega_z$. There are three independent components of the quadrupole: Q_{xx}, Q_{yy}, Q_{xy} , and their physical meanings can be understood as follows. When an AC electric current is applied along the $x(y)$ direction, $Q_{xx}(Q_{yy})$ generates a third harmonic voltage in the $y(-x)$ direction. Furthermore, when the current is not applied along the two axes, Q_{xy} will have an additional contribution to the anomalous Hall voltage. The $C_4\mathcal{T}$ symmetry requires $Q_{xx} = -Q_{yy}$, and the $M_x\mathcal{T}$ symmetry further forces $Q_{xy} = 0$. Therefore, there is only one independent non-vanishing component Q_{xx} in $4'm'm$ MPG.

Under $4'm'm$ MPG, we can write down an effective Hamiltonian up to the second-order in k near the Γ point:

$$\mathcal{H}(\mathbf{k}) = tk^2 + v(k_y\sigma_x - k_x\sigma_y) + m(k_x^2 - k_y^2)\sigma_z, \quad (14)$$

where σ denotes the Pauli matrices acting on the spin degrees of freedom, and $k = |\mathbf{k}|$. It is a Rashba-like Hamiltonian with a second-order warping term which breaks time-reversal symmetry. The $C_4\mathcal{T}$ symmetry forces the bands to be doubly degenerate at the Γ point. The energy spectra of the two bands are: $E_{\pm}(\mathbf{k}) = tk^2 \pm |\mathbf{d}(\mathbf{k})|$, as shown in Fig. 1(a). Here \pm denote the conduction and valence bands respectively, and $\mathbf{d}(\mathbf{k}) = [vk_y, -vk_x, m(k_x^2 - k_y^2)]$.

The $C_4\mathcal{T}$ symmetry requires $\Omega_{\pm}(\hat{C}_4\hat{\mathcal{T}}\mathbf{k}) = -\Omega_{\pm}(\mathbf{k})$, leading to clover-shape Berry curvature distributions as shown in Fig. 1(b), which can be calculated as:

$$\Omega_{\pm}(\mathbf{k}) = \pm \frac{1}{2} \hat{\mathbf{d}} \cdot (\partial_x \hat{\mathbf{d}} \times \partial_y \hat{\mathbf{d}}) = \mp \frac{v^2 d_z(\mathbf{k})}{2|\mathbf{d}(\mathbf{k})|^3}. \quad (15)$$

Consider the situation when chemical potential μ is close to the band-crossing point: $|\mu| \ll \min\{\frac{v^2}{|t|}, \frac{v^2}{|m|}\}$, where the energy dispersions are approximately linear $E_{\pm}(\mathbf{k}) \approx \pm vk$, and the Berry curvatures $\Omega_{\pm}(\mathbf{k}) \approx \mp \frac{d_z(\mathbf{k})}{2vk^3}$. The Berry curvature quadrupole at zero tem-

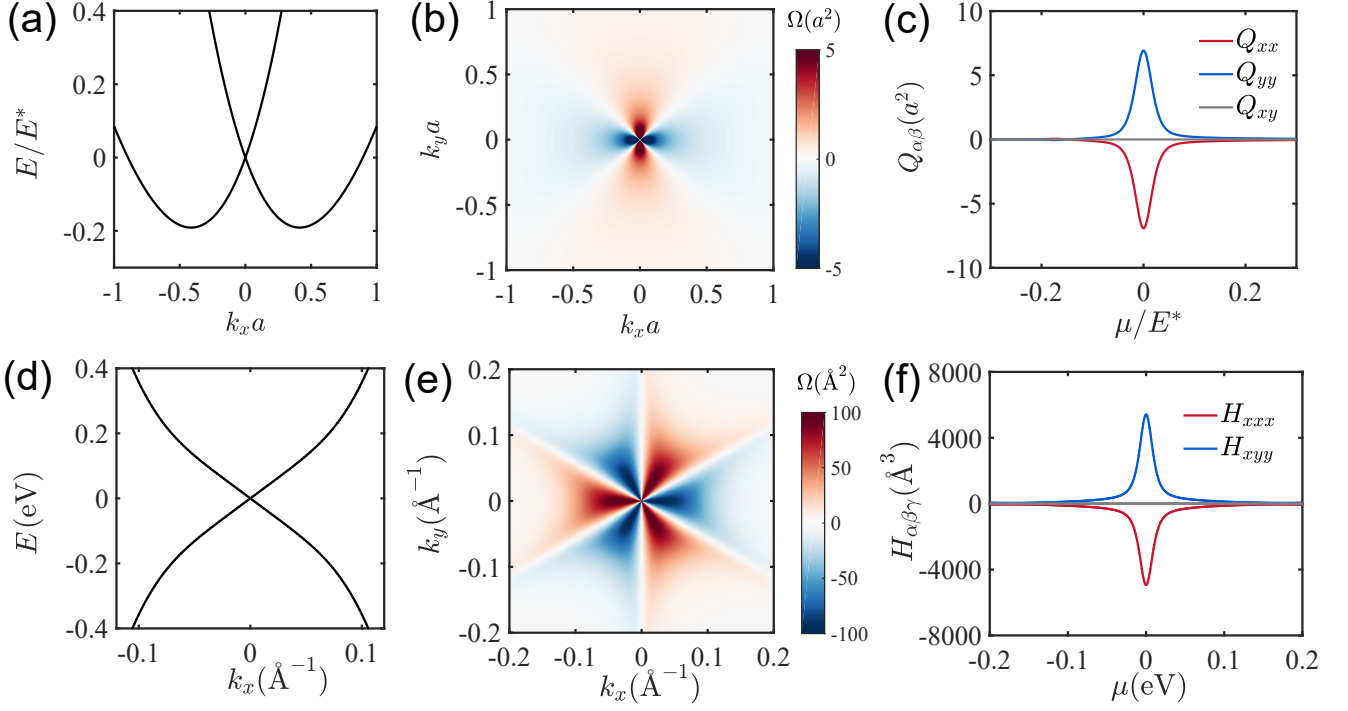


FIG. 1. (a)-(c) Band structures (a), Berry curvature of the conduction band (b) and gate dependence of the quadrupole (c) for the effective model in Eq. 14, with $t = 3$, $v = 1$, $m = 2$ and temperature $k_B T = 0.005$. The length scale $a = m/v$, and the energy scale $E^* = v^2/m$. (d)-(f) Band structures (d), Berry curvature of the conduction band (e) and gate dependence of the hexapole (f) for the surface states of topological insulators as described by Eq. 18. The parameters for Bi_2Te_3 are adopted from Ref. [27], with $v = 2.55 \text{ eV} \cdot \text{\AA}$, $\lambda = 250 \text{ eV} \cdot \text{\AA}^3$, $E_0(k) = \alpha = 0$, and temperature $T = 50 \text{ K}$.

perature can then be calculated with Eq. 11 as:

$$Q_{xx} = -Q_{yy} = -\frac{m}{16\pi|\mu|}, \quad (16)$$

$$Q_{xy} = 0. \quad (17)$$

The behavior of the Berry curvature quadrupole is depicted in Fig. 1(c), which exhibits a peak near the band-crossing.

It is worth noting that the quadrupoles are nearly the same for the conduction and valence bands near the band-crossing at $\mu = 0$. Since near the band-crossing point where the kinetic term tk^2 can be neglected, the two bands have nearly opposite energy dispersions $E_+(\mathbf{k}) \approx -E_-(\mathbf{k})$, and opposite Berry curvatures $\Omega_+(\mathbf{k}) = -\Omega_-(\mathbf{k})$. According to Eq. 11, the quadrupoles of the two bands are nearly the same around the band-crossing: $Q_{\alpha\beta}^+(\mu) \approx Q_{\alpha\beta}^-(\mu)$.

Next, we study the Berry curvature hexapole for the surface states of topological insulators with $3m1'$ (C_{3v}) MPG. The time-reversal symmetry \mathcal{T} requires the monopole and quadrupole to be zero, and the C_3 symmetry also forces the dipole to vanish. In 2D space, the hexapole can be denoted as $H_{\alpha\beta\gamma} = \int_{\mathbf{k}} f_0 \partial_\alpha \partial_\beta \partial_\gamma \Omega_z$. There are four independent components of the hexapole: H_{xxx} , H_{xxy} , H_{xyy} , H_{yyy} , and their physical meanings can be understood as follows. When an AC electric current

is applied along the $x(y)$ direction, $H_{xxx}(H_{yyy})$ generates a fourth harmonic voltage in the $y(-x)$ direction. Furthermore, when the current is not applied along the two axes, H_{xxy} and H_{xyy} will have additional contributions to the anomalous Hall voltage. The C_3 symmetry requires $H_{xxx} = -H_{yyy}$, and the M_x symmetry further forces $H_{xxy} = H_{yyx} = 0$. Therefore, there is only one independent non-vanishing component H_{xxx} in $3m1'$ (C_{3v}) MPG.

The effective Hamiltonian up to third-order of k which contains a hexagonal warping term is given by Ref. [27]:

$$\mathcal{H}(\mathbf{k}) = E_0(k) + v_k(k_x \sigma_y - k_y \sigma_x) + \lambda k_x(k_x^2 - 3k_y^2) \sigma_z, \quad (18)$$

where $E_0(k) = \frac{k^2}{2m^*}$ is the kinetic energy. The velocity $v_k = v(1 + \alpha k^2)$ could have a second-order correction, which we will neglect near the Dirac point. The energy dispersions of the two bands are: $E_\pm(\mathbf{k}) = E_0(k) \pm |\mathbf{d}(\mathbf{k})|$, as shown in Fig. 1(d). Here $\mathbf{d}(\mathbf{k}) = [-vk_y, vk_x, \lambda k_x(k_x^2 - 3k_y^2)]$.

The Berry curvatures of the two bands can be calculated as:

$$\Omega_\pm(\mathbf{k}) = \pm \frac{1}{2} \hat{\mathbf{d}} \cdot (\partial_x \hat{\mathbf{d}} \times \partial_y \hat{\mathbf{d}}) = \mp \frac{v^2 d_z(\mathbf{k})}{|\mathbf{d}(\mathbf{k})|^3}, \quad (19)$$

and the Berry curvature of the conduction band is shown in Fig. 1(e).

When the chemical potential μ is close to the Dirac point: $|\mu| \ll \sqrt{\frac{v^3}{\lambda}}$, the energy dispersions are approximately linear $E_{\pm}(\mathbf{k}) \approx \pm vk$, and the Berry curvatures $\Omega_{\pm}(\mathbf{k}) \approx \mp \frac{d_z(\mathbf{k})}{vk^3}$. The Berry curvature hexapole at zero temperature can then be calculated as:

$$H_{xxx} = -H_{xyy} = -\frac{3\lambda}{16\pi|\mu|}, \quad (20)$$

$$H_{xxy} = H_{yyx} = 0. \quad (21)$$

The behavior of the hexapole is depicted in Fig. 1(f), which has the same $|\mu|^{-1}$ dependence as the quadrupole in the antiferromagnetic model.

When a current is applied along the x direction which is perpendicular to the mirror plane, the hexapole will induce a NLAH voltage $V_y \propto H_{xxx}I_x^4$ along the y direction. As an estimation of the NLAH voltage for Bi_2Te_3 , we consider the situation when the Fermi energy is $\mu \approx 0.1$ eV away from the Dirac point of the surface state. Taking $\lambda = 250$ eV \cdot \AA^3 [27], we get the hexapole $H_{xxx} = 150$ \AA^3 . Considering an applied electric current ~ 20 mA, with the conductance $\sim 2 \times 10^{-3}$ Ω^{-1} for the surface states and the sample size ~ 1 mm [28], it corresponds to an electric field $E \sim 10$ mV/ μm . With the scattering time $\tau \sim 0.5$ ps [28], we obtain the NLAH current density $j^H(4\omega) \sim 20$ pA/mm, which corresponds to a Hall voltage ~ 10 nV.

Candidate materials.—In this section, we propose candidate materials to observe the third-order NLAH effect induced by Berry curvature quadrupole. Layered structure antiferromagnets AMnBi_2 ($A = \text{Sr}, \text{Ca}, \text{Ba}, \text{Eu}$) host anisotropic Dirac fermions near the Fermi surface [29–32]. Below the transition temperature, the MPG of bulk AMnBi_2 crystals is $4'/m'm'm$, which forces the bands to be doubly degenerate by the \mathcal{IT} symmetry. On the other hand, single-domain thin-film SrMnBi_2 has been fabricated on $\text{LaAlO}_3(001)$ substrate [33], in which the \mathcal{IT} symmetry could be effectively broken by the substrate or vertical electrical gating, reducing the symmetry down to $4'm'm$ which supports nonzero quadrupole as its leading-order Berry curvature moment. To illustrate the symmetry breaking effect, here we study the Berry curvature quadrupole in monolayer (one sextuple layer) SrMnBi_2 with first-principles calculations.

The crystal structure of monolayer SrMnBi_2 is shown in Fig. 2(a). It contains a Mn layer which exhibits the antiferromagnetic order, and a conducting Bi layer which provides the Dirac fermions at the Fermi level [29]. The Dirac fermions are located along the $\Gamma - \text{M}$ lines, as indicated by the red dashed circle in Fig. 2(b). The \mathcal{IT} symmetry coming from interlayer stacking in bulk crystals is absent in the monolayer, which lifts the two-fold degeneracy of the bands. Moreover, a small gap can be opened by the spin-orbit coupling [29], which generates Berry curvatures near the band edges. When the chemical potential is near the Dirac point, sizable Berry curvature quadrupole ~ 500 \AA^2 can be obtained, as shown in Fig. 2(c).

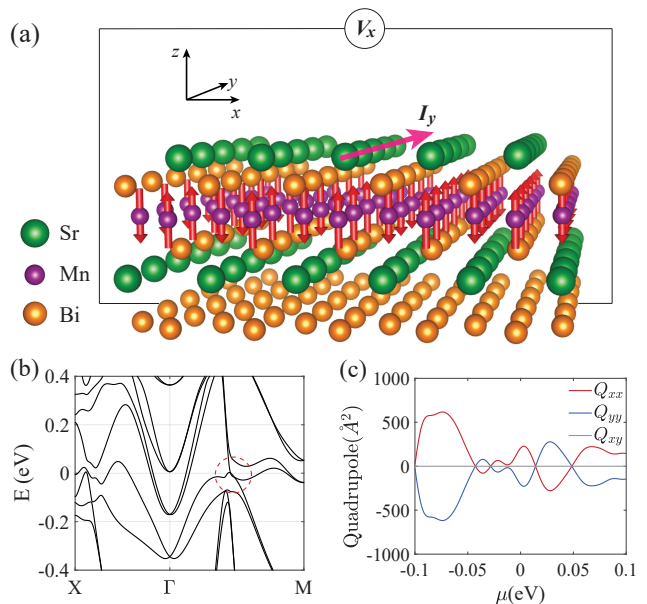


FIG. 2. (a) Crystal structure of monolayer (one sextuple layer) SrMnBi_2 , with the Mn atoms exhibit antiferromagnetic order as indicated by the red arrows. When a current is applied along the y direction, a NLAH voltage V_x will be induced by the Berry curvature quadrupole. (b) Band structures of monolayer SrMnBi_2 . Red dashed circle indicates the Dirac cone. (c) Berry curvature quadrupole of SrMnBi_2 near the Fermi level, with temperature $T = 100$ K.

When an electric current is applied along the y direction, the quadrupole will induce a NLAH voltage $V_x \propto Q_{yy}I_y^3$ along the x direction, as shown in Fig. 2(a). As an estimation of the Hall voltage, we take an experimentally accessible current ~ 100 μA [10, 11]. With the resistance ~ 1 k Ω [34], sample size ~ 10 μm , it corresponds to an applied electric field $E \sim 10$ mV/ μm . By taking the quadrupole ~ 500 \AA^2 and the scattering time $\tau \sim 1$ ps, we obtain the NLAH current density $j^H(3\omega) \sim 1$ nA/ μm , corresponding to a Hall voltage ~ 10 μV , which is comparable with the nonlinear Hall voltage in WTe_2 [10, 11].

In ferromagnets, although the Berry curvature quadrupole is not the leading-order moment, it can still have contributions to the NLAH voltage. As the quadrupole contributes to the third harmonic generation, it could be distinguished from the anomalous Hall response with lock-in techniques. 2D magnets MnBi_2Te_4 [35], Fe_3GeTe_2 [36], near 3/4-filling twisted bilayer graphene [37, 38] and 3D antiferromagnetic Weyl semimetals [39] Mn_3X ($X = \text{Ge}, \text{Sn}, \text{Ga}, \text{Ir}, \text{Rh}, \text{Pt}$) [3, 4, 6, 7, 40], GdPtBi [8] all have non-vanishing quadrupoles. Especially, MnBi_2Te_4 and twisted bilayer graphene exhibit quantum anomalous Hall effect [35, 37, 38, 41], which are therefore good platforms to study the Berry curvature effects. Sizable Berry curvature quadrupoles ~ 4000 \AA^2 are found for twisted bilayer graphene near

its ferromagnetic quantum anomalous Hall phase, as discussed in details in Appendix D.

Discussions and conclusions.—In this work, we establish a general theory for the higher-order NLAH effects induced by Berry curvature multipoles. In particular, we point out that the third-order NLAH effect can be the leading-order Hall response in certain antiferromagnets, and the fourth-order NLAH can be the leading response in the surface states of topological insulators. We also propose candidate materials including 2D antiferromagnets and ferromagnets, Weyl semimetals and twisted bilayer graphene near the quantum anomalous Hall phase to observe the third-order NLAH effect.

Here, we further discuss several issues about the higher-order NLAH effects induced by Berry curvature multipoles. First of all, we discuss how to distinguish the NLAH responses related to the anti-symmetric part of the conductivity tensor from the Drude-like contributions which are related to the symmetric part of the conductivity tensor. For even-order responses, the Drude-like contribution is forbidden by the time-reversal symmetry, which is the case for the surface states of topological insulators. For odd-order responses, if a mirror symmetry M_x or $M_x\mathcal{T}$ is present, the Drude-like contribution vanishes in the transverse direction when the current is applied perpendicular to the mirror plane [14]. In monolayer SrMnBi_2 which belongs to $4'm'm$ MPG, the third-order Drude-like contribution vanishes when the current is applied along the x or the y directions, as indicated in Fig. 2(a). In general cases, the NLAH responses can be distinguished from the Drude-like contributions as they have different angular dependence, and the details can be found in Appendix E.

Second, we note that apart from the intrinsic contributions from Berry curvature, impurities can also give rise to the NLAH voltage through skew scattering and side jump [1, 17, 42, 43]. Importantly, these contributions have the same symmetry properties [1, 17], thus will not affect the symmetry discussions in previous sections.

Third, besides the nonlinear Hall effect, it is shown that the Berry curvature dipole can induce other nonlinear effects such as the nonlinear Nernst [44, 45] and nonlinear thermal Hall effect [46]. Here, we believe that the Berry curvature multipoles can also contribute to the corresponding higher-order nonlinear Nernst and nonlinear thermal Hall effects.

Acknowledgments.—The authors thank Benjamin T. Zhou and Mengli Hu for valuable discussions. KTL acknowledges the support of the Croucher Foundation, the Dr. Tai-chin Lo Foundation and the HKRGC through grants C6025-19G, 16310219 and 16309718. HCP acknowledges support from a Pappalardo Fellowship at MIT.

Note added.—Recently, it was pointed out by He et al. [47] that the surface states of topological insulators can be used for second harmonic generation in which an applied AC current can induce a voltage with double frequency. This effect is caused by disorder induced

skew scattering and related to the symmetric part of the nonlinear conductivity tensor. On the other hand, the fourth-order NLAH effect on the surface states of topological insulator discussed in this work is an intrinsic effect induced by Berry curvature hexapole which is related to the anti-symmetric part of the nonlinear conductivity tensor. These two effects have different physical origins and frequency dependence and they can be distinguished experimentally.

Appendix A: First-principles calculations

In this work, the density functional theory (DFT) computations were performed by utilizing the *Vienna Ab initio Simulation Package* (VASP) [48] with the projector-augmented wave method [49] and the Perdew-Berke-Ernzerhof's (PBE) exchange-correlation functional in the generalized-gradient approximation (GGA) [50]. Specifically for the two antiferromagnetic materials CaMnBi_2 and SrMnBi_2 , the LDA+U approach [51] was adopted to modify the intra-atomic Coulomb interaction which is essential for magnetism. We used an empirical value $U_{eff} = 3$ eV for the d -orbitals of Mn atoms. For computing the electronic bands of the monolayer materials, a vacuum layer of thickness 20 Å was added along the z -direction. A $9 \times 9 \times 9$ k mesh grid was used in the self-consistent calculation step for the bulk material, while for the monolayer cases we adopted a $9 \times 9 \times 1$ k mesh grid.

In the calculation of the Berry curvature and the Berry curvature quadrupoles, we adopted two methods and the results of the two methods were consistent with each other. In the first method, we adapted the VASPBERRY codes which can compute the Berry curvature and the Chern numbers in 2D systems directly using the VASP wavefunctions via Fukui's method [52]. For the second approach, the maximally localized Wannier bands of CaMnBi_2 and SrMnBi_2 were projected through the Wannier90 package [53] linked to VASP, based on which the Berry curvature was computed.

To be concise, we have only shown the results of the calculations for monolayer SrMnBi_2 . In this section, we provide more related DFT results, including the band structures of bulk and monolayer $\text{Ca}(\text{Sr})\text{MnBi}_2$, the Berry curvature configuration in the 2D Brillouin zone (BZ) for the bands near the Fermi energy in monolayer $\text{Ca}(\text{Sr})\text{MnBi}_2$, as well as the Berry curvature quadrupole values at different chemical potentials, as shown in Fig. A-1.

Notably, due to the anisotropy of the Dirac cones [29, 54], i.e., the Fermi velocity along the direction perpendicular to the $\Gamma - \text{M}$ line is much smaller than the Fermi velocity along the $\Gamma - \text{M}$ line, the bands are nearly touching along the perpendicular direction. As a result, sizable Berry curvature is always present along the perpendicular direction, as shown in Fig. A-1 (e) and (f), leading to the large Berry curvature quadrupole near the Fermi

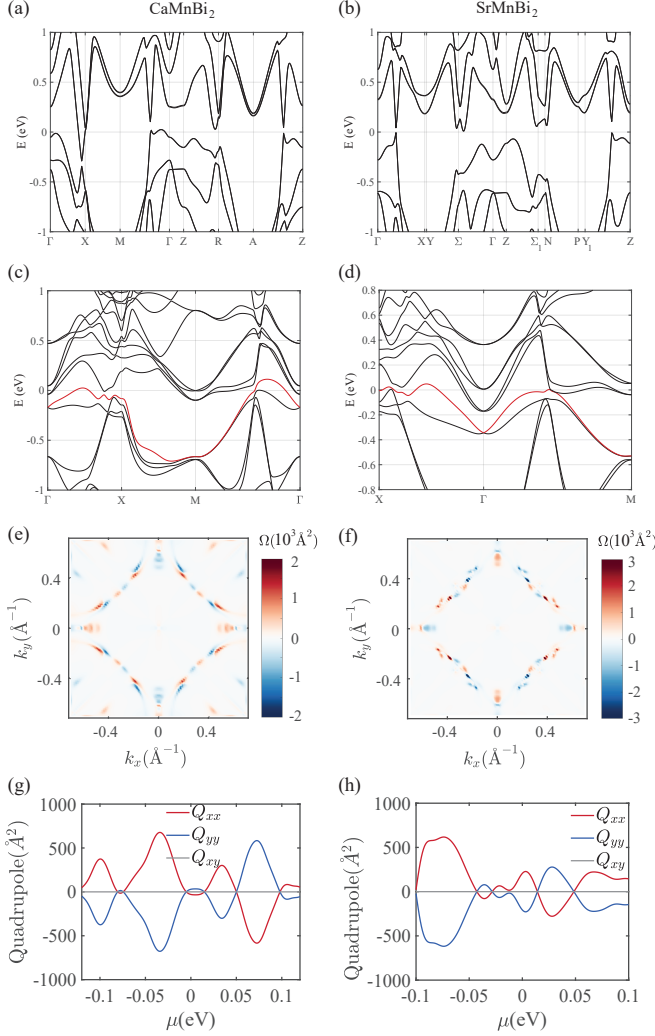


FIG. A-1. (a) & (b) The band structures of bulk CaMnBi₂ and SrMnBi₂ in the antiferromagnetic phase based on DFT calculations. (c) & (d) The band structures of monolayer (one sextuple layer) CaMnBi₂ and SrMnBi₂ in the antiferromagnetic phase. (e) & (f) The Berry curvature configuration in the 2D BZ of monolayer CaMnBi₂ and SrMnBi₂ for the top valence bands, which are denoted as red curves in (c) & (d). (g) & (h) The Berry curvature quadrupoles of monolayer CaMnBi₂ and SrMnBi₂ as functions of the chemical potential.

energy.

Appendix B: Nonlinear conductivity and Berry curvature multipoles

In this appendix, we establish the relationship between the nonlinear conductivity in the presence of an AC electric field and the Berry curvature multipoles. We focus on the intra-band contributions, and this approximation is valid when the frequency is much lower than the energy gap of the bands near the Fermi energy. A single band is

considered in the derivation, which can be generalized to multi-band cases by summing up the contributions from all the bands.

First of all, the electric current density is related the integral of physical velocities of the electrons:

$$\mathbf{j}(t) = -e \int_{\mathbf{k}} f(\mathbf{k}, t) \frac{d\mathbf{r}}{dt}, \quad (\text{B-1})$$

where $\int_{\mathbf{k}} = \int d^d k / (2\pi)^d$, and d is the dimensionality. The physical velocity of an electron has two contributions, which are the group velocity of the electron wave packet and the anomalous velocity originating from the Berry curvature:

$$\frac{d}{dt} \mathbf{r} = \frac{1}{\hbar} \nabla_{\mathbf{k}} \varepsilon_{\mathbf{k}} + \frac{e}{\hbar} \mathbf{E} \times \boldsymbol{\Omega}, \quad (\text{B-2})$$

where $\varepsilon_{\mathbf{k}}$ is the energy dispersion, and $\mathbf{E} = \mathbf{E}(t)$ is the applied time-dependent electric field, $\boldsymbol{\Omega}$ is the vector form of Berry curvature, which is related to its tensor representation $\Omega_{\alpha} = \frac{1}{2} \epsilon_{\alpha\beta\gamma} \mathcal{F}_{\beta\gamma}$, and

$$\mathcal{F}_{\alpha\beta} = \partial_{\alpha} \mathcal{A}_{\beta} - \partial_{\beta} \mathcal{A}_{\alpha}, \quad \mathcal{A}_{\alpha} = -i \langle u_{\mathbf{k}} | \partial_{\alpha} | u_{\mathbf{k}} \rangle. \quad (\text{B-3})$$

Here, $|u_{\mathbf{k}}\rangle$ is the periodic part of the Bloch wave function at \mathbf{k} , and $\partial_{\alpha} = \partial / \partial k_{\alpha}$. $\epsilon_{\mu\alpha\beta}$ is the Levi-Civita tensor, and the Greek letters $\alpha, \beta, \gamma = x, y, z$ represent the spatial indices.

The time evolution of the distribution function $f(\mathbf{k}, t)$ is given by the Boltzmann equation in the relaxation time approximation:

$$\frac{d\mathbf{k}}{dt} \cdot \nabla_{\mathbf{k}} f(\mathbf{k}, t) + \partial_t f(\mathbf{k}, t) = \frac{f_0 - f(\mathbf{k}, t)}{\tau}, \quad (\text{B-4})$$

where f_0 is the equilibrium Fermi-Dirac distribution function and τ represents the relaxation time. The evolution of the canonical momentum is given by the semi-classical equation of motion:

$$\frac{d}{dt} \mathbf{k} = -\frac{e\mathbf{E}}{\hbar}. \quad (\text{B-5})$$

With a time-dependent electric field $\mathbf{E}(t) = \text{Re}\{E_{\alpha} e^{i\omega t} \hat{e}_{\alpha}\}$, we calculate the current response order by order. The distribution function can be expanded in orders of the electric field:

$$f(\mathbf{k}, t) = \text{Re}\left\{ \sum_{n=0}^{\infty} f_n(\mathbf{k}, t) \right\}, \quad (\text{B-6})$$

where the term f_n is proportional to E^n . Substituting into Eq. B-4, we obtain a recursive equation for the adjacent orders of f_n :

$$(\partial_t + 1/\tau) \text{Re}\{f_{n+1}\} = \frac{e}{\hbar} \text{Re}\{E_{\alpha} e^{i\omega t}\} \text{Re}\{\partial_{\alpha} f_n\}. \quad (\text{B-7})$$

f_n can be further decomposed according to the frequency dependence:

$$f_n = \sum_{m=0}^{\infty} f_n(m\omega) e^{im\omega t}. \quad (\text{B-8})$$

Starting from the zeroth-order, all the $f_n(m\omega)$ components can be calculated recursively. The first and second-order nonzero terms are

$$f_1(\omega) = \frac{e}{\hbar} \frac{\partial_\alpha f_0}{\widetilde{\omega}} E_\alpha, \quad (\text{B-9})$$

$$f_2(0) = \left(\frac{e}{\hbar}\right)^2 \frac{\partial_\alpha \partial_\beta f_0}{2\gamma(2\widetilde{\omega})} E_\alpha E_\beta^*,$$

$$f_2(2\omega) = \left(\frac{e}{\hbar}\right)^2 \frac{\partial_\alpha \partial_\beta f_0}{2\widetilde{\omega}(2\omega)} E_\alpha E_\beta, \quad (\text{B-10})$$

as first obtained by Sodemann and Fu [9]. Here, $\widetilde{m\omega}$ represents $im\omega + \gamma$ and $\gamma = 1/\tau$. The third-order terms are

$$\begin{aligned} f_3(\omega) &= \left(\frac{e}{\hbar}\right)^3 \frac{3\partial_\alpha \partial_\beta \partial_\gamma f_0}{4\widetilde{\omega}(-\omega)(2\omega)} E_\alpha E_\beta E_\gamma^*, \\ f_3(3\omega) &= \left(\frac{e}{\hbar}\right)^3 \frac{\partial_\alpha \partial_\beta \partial_\gamma f_0}{4\widetilde{\omega}(2\omega)(3\omega)} E_\alpha E_\beta E_\gamma. \end{aligned} \quad (\text{B-11})$$

Substituting the distribution function into Eq. B-1, we obtain the current response $\mathbf{j}(t) = \sum_{n=1}^{\infty} \mathbf{j}^{(n)}(t)$ in orders of the electric field. The linear response is at the same frequency of the driving force:

$$\mathbf{j}_\mu^{(1)}(t) = \text{Re}\{\sigma_{\mu\alpha}^{(1)}(\omega) E_\alpha e^{i\omega t}\}, \quad (\text{B-12})$$

with

$$\sigma_{\mu\alpha}^{(1)}(\omega) = \frac{e^2}{\hbar^2} \int_{\mathbf{k}} f_0 \frac{\partial_\mu \partial_\alpha \varepsilon_{\mathbf{k}}}{\widetilde{\omega}} - \frac{e^2}{\hbar} \int_{\mathbf{k}} f_0 \mathcal{F}_{\mu\alpha}. \quad (\text{B-13})$$

The first term is the usual Drude conductivity, which is symmetric with respect to the two indices: $\sigma_{\mu\alpha}^{(1),D}(\omega) = \sigma_{\alpha\mu}^{(1),D}(\omega)$. The second term is the intrinsic contribution to the anomalous Hall conductivity induced by Berry curvature monopole, which is anti-symmetric with respect to the two indices: $\sigma_{\mu\alpha}^{(1),H}(\omega) = -\sigma_{\alpha\mu}^{(1),H}(\omega)$.

The second-order response consists of a rectified current and a second harmonic generation:

$$\mathbf{j}_\mu^{(2)}(t) = \text{Re}\{\sigma_{\mu\alpha\beta}^{(2)}(0) E_\alpha E_\beta^* + \sigma_{\mu\alpha\beta}^{(2)}(2\omega) E_\alpha E_\beta e^{2i\omega t}\}, \quad (\text{B-14})$$

with

$$\begin{aligned} \sigma_{\mu\alpha\beta}^{(2)}(0) &= -\frac{e^3}{2\hbar^3} \int_{\mathbf{k}} f_0 \frac{\partial_\mu \partial_\alpha \partial_\beta \varepsilon_{\mathbf{k}}}{\gamma \widetilde{\omega}} \\ &\quad + \frac{e^3}{2\hbar^2} \int_{\mathbf{k}} f_0 \frac{\partial_\beta \mathcal{F}_{\mu\alpha}}{\widetilde{\omega}}, \end{aligned} \quad (\text{B-15})$$

$$\begin{aligned} \sigma_{\mu\alpha\beta}^{(2)}(2\omega) &= -\frac{e^3}{2\hbar^3} \int_{\mathbf{k}} f_0 \frac{\partial_\mu \partial_\alpha \partial_\beta \varepsilon_{\mathbf{k}}}{\widetilde{\omega}(2\omega)} \\ &\quad + \frac{e^3}{2\hbar^2} \int_{\mathbf{k}} f_0 \frac{\partial_\beta \mathcal{F}_{\mu\alpha}}{\widetilde{\omega}}. \end{aligned} \quad (\text{B-16})$$

Each conductivity tensor contains two terms. The first term is the Drude-like contribution and the second term is the nonlinear Hall conductivity induced by Berry curvature dipole [9].

The third-order response is composed of currents at both the same and triple the fundamental frequency:

$$\begin{aligned} \mathbf{j}_\mu^{(3)}(t) &= \text{Re}\{\sigma_{\mu\alpha\beta\gamma}^{(3)}(\omega) E_\alpha E_\beta E_\gamma^* e^{i\omega t} \\ &\quad + \sigma_{\mu\alpha\beta\gamma}^{(3)}(3\omega) E_\alpha E_\beta E_\gamma e^{3i\omega t}\}, \end{aligned} \quad (\text{B-17})$$

with

$$\begin{aligned} \sigma_{\mu\alpha\beta\gamma}^{(3)}(\omega) &= \frac{3e^4}{4\hbar^4} \int_{\mathbf{k}} f_0 \frac{\partial_\mu \partial_\alpha \partial_\beta \partial_\gamma \varepsilon_{\mathbf{k}}}{\widetilde{\omega}(-\omega)(2\omega)} \\ &\quad - \frac{e^4}{4\hbar^3} \int_{\mathbf{k}} f_0 \left[\frac{2\partial_\beta \partial_\gamma \mathcal{F}_{\mu\alpha}}{\widetilde{\omega}(-\omega)} + \frac{\partial_\alpha \partial_\beta \mathcal{F}_{\mu\gamma}}{\widetilde{\omega}(2\omega)} \right], \end{aligned} \quad (\text{B-18})$$

$$\begin{aligned} \sigma_{\mu\alpha\beta\gamma}^{(3)}(3\omega) &= \frac{e^4}{4\hbar^4} \int_{\mathbf{k}} f_0 \frac{\partial_\mu \partial_\alpha \partial_\beta \partial_\gamma \varepsilon_{\mathbf{k}}}{\widetilde{\omega}(2\omega)(3\omega)} \\ &\quad - \frac{e^4}{4\hbar^3} \int_{\mathbf{k}} f_0 \frac{\partial_\beta \partial_\gamma \mathcal{F}_{\mu\alpha}}{\widetilde{\omega}(2\omega)}. \end{aligned} \quad (\text{B-19})$$

The first term is the Drude-like contribution and the second term is the NLAH conductivity induced by Berry curvature quadrupole [14].

In general, the n -th order response has components at frequency $n\omega$, $(n-2)\omega$, \dots . For the higher-order effects, we only focus on the response at frequency $n\omega$. From the recursive Eq. B-7, we obtain

$$f_n(n\omega) = 2 \left(\frac{e}{2\hbar}\right)^n \prod_{m=1}^n \left(E_{\alpha_m} \frac{\partial_{\alpha_m}}{\widetilde{m\omega}}\right) f_0. \quad (\text{B-20})$$

Substituting the distribution function into Eq. B-1, we obtain the n -th harmonic generation

$$\mathbf{j}_\mu^{(n)}(n\omega t) = \text{Re}\{\sigma_{\mu\alpha_1\alpha_2\cdots\alpha_n}^{(n)}(n\omega) E_{\alpha_1} E_{\alpha_2} \cdots E_{\alpha_n} e^{in\omega t}\}, \quad (\text{B-21})$$

with

$$\begin{aligned} \sigma_{\mu\alpha_1\alpha_2\cdots\alpha_n}^{(n)}(n\omega) &= \frac{4 \left(-\frac{e}{2\hbar}\right)^{n+1}}{n \prod_{m=1}^n \widetilde{m\omega}} \int_{\mathbf{k}} f_0 \partial_\mu \partial_{\alpha_1} \partial_{\alpha_2} \cdots \partial_{\alpha_n} \varepsilon_{\mathbf{k}} \\ &\quad + \frac{2e \left(-\frac{e}{2\hbar}\right)^n}{\prod_{m=1}^{n-1} \widetilde{m\omega}} \int_{\mathbf{k}} f_0 \partial_{\alpha_2} \cdots \partial_{\alpha_n} \mathcal{F}_{\mu\alpha_1}. \end{aligned} \quad (\text{B-22})$$

By defining the $(n-1)$ -th Berry curvature moment

$$P_{\alpha_2\cdots\alpha_n\beta} = \int_{\mathbf{k}} f_0 \partial_{\alpha_2} \cdots \partial_{\alpha_n} \Omega_\beta, \quad (\text{B-23})$$

we can establish the relation between the NLAH conductivity tensor and the Berry curvature moments

$$\sigma_{\mu\alpha_1\alpha_2\cdots\alpha_n}^{(n),H}(n\omega) = \frac{2e \left(-\frac{e}{2\hbar}\right)^n}{\prod_{m=1}^{n-1} \widetilde{m\omega}} \varepsilon_{\mu\alpha_1\beta} P_{\alpha_2\cdots\alpha_n\beta}. \quad (\text{B-24})$$

Appendix C: Symmetry analysis for Berry curvature multipoles

1. Explicit forms of Berry curvature quadrupoles under magnetic point groups

As shown in previous sections, the Berry curvature quadrupoles have the same transformation properties as the piezomagnetic tensors, whose explicit forms are determined under all the MPGs. Here, we list the general forms in Table III, which is

quoted from Ref. [25]. The 18 components of the Berry curvature quadrupoles are organized as follows:

$$\begin{pmatrix} Q_{xxx} & Q_{yyx} & Q_{zzx} & Q_{yzx} & Q_{xzx} & Q_{xyx} \\ Q_{xxy} & Q_{yyy} & Q_{zzy} & Q_{yzy} & Q_{xzy} & Q_{xyy} \\ Q_{xxz} & Q_{yyz} & Q_{zzz} & Q_{yzz} & Q_{xzz} & Q_{xyz} \end{pmatrix}.$$

We wish to point out that, under $4'm'm$ MPG, we have shown in previous sections that the symmetries require $Q_{xxz} = -Q_{yyz}$ and $Q_{xyz} = 0$, which is related to the result in this table by a 45° rotation.

TABLE III: Berry curvature quadrupoles for all the magnetic point groups

magnetic point groups	forms of Berry curvature quadrupoles
$1, \bar{1}$	$\begin{pmatrix} Q_{11} & Q_{12} & Q_{13} & Q_{14} & Q_{15} & Q_{16} \\ Q_{21} & Q_{22} & Q_{23} & Q_{24} & Q_{25} & Q_{26} \\ Q_{31} & Q_{32} & Q_{33} & Q_{34} & Q_{35} & Q_{36} \end{pmatrix}$
$2, m, 2/m$	$\begin{pmatrix} 0 & 0 & 0 & Q_{14} & 0 & Q_{16} \\ Q_{21} & Q_{22} & Q_{23} & 0 & Q_{25} & 0 \\ 0 & 0 & 0 & Q_{34} & 0 & Q_{36} \end{pmatrix}$
$2', m', 2'/m'$	$\begin{pmatrix} Q_{11} & Q_{12} & Q_{13} & 0 & Q_{15} & 0 \\ 0 & 0 & 0 & Q_{24} & 0 & Q_{26} \\ Q_{31} & Q_{32} & Q_{33} & 0 & Q_{35} & 0 \end{pmatrix}$
$222, mm2, mmm$	$\begin{pmatrix} 0 & 0 & 0 & Q_{14} & 0 & 0 \\ 0 & 0 & 0 & 0 & Q_{25} & 0 \\ 0 & 0 & 0 & 0 & 0 & Q_{36} \end{pmatrix}$
$2'2'2, m'm'2, m'2'm, m'm'm$	$\begin{pmatrix} 0 & 0 & 0 & 0 & Q_{15} & 0 \\ 0 & 0 & 0 & Q_{24} & 0 & 0 \\ Q_{31} & Q_{32} & Q_{33} & 0 & 0 & 0 \end{pmatrix}$
$3, \bar{3}$	$\begin{pmatrix} Q_{11} & -Q_{11} & 0 & Q_{14} & Q_{15} & -2Q_{22} \\ -Q_{22} & Q_{22} & 0 & Q_{15} & -Q_{14} & -2Q_{11} \\ Q_{31} & Q_{31} & Q_{33} & 0 & 0 & 0 \end{pmatrix}$
$32, 3m, \bar{3}m$	$\begin{pmatrix} Q_{11} & -Q_{11} & 0 & Q_{14} & 0 & 0 \\ 0 & 0 & 0 & 0 & -Q_{14} & -2Q_{11} \\ 0 & 0 & 0 & 0 & 0 & 0 \end{pmatrix}$
$32', 3m', \bar{3}m'$	$\begin{pmatrix} 0 & 0 & 0 & 0 & Q_{15} & -2Q_{22} \\ -Q_{22} & Q_{22} & 0 & Q_{15} & 0 & 0 \\ Q_{31} & Q_{31} & Q_{33} & 0 & 0 & 0 \end{pmatrix}$
$4, \bar{4}, 4/m, 6, \bar{6}, 6/m$	$\begin{pmatrix} 0 & 0 & 0 & Q_{14} & Q_{15} & 0 \\ 0 & 0 & 0 & Q_{15} & -Q_{14} & 0 \\ Q_{31} & Q_{31} & Q_{33} & 0 & 0 & 0 \end{pmatrix}$
$4', \bar{4}', 4'/m$	$\begin{pmatrix} 0 & 0 & 0 & Q_{14} & Q_{15} & 0 \\ 0 & 0 & 0 & -Q_{15} & Q_{14} & 0 \\ Q_{31} & -Q_{31} & 0 & 0 & 0 & Q_{36} \end{pmatrix}$

Continued on next page

TABLE III – Continued from previous page

magnetic point groups	forms of Berry curvature quadrupoles
$422, 4mm, \bar{4}2m, 4/mmm, 622, 6mm, \bar{6}m2, 6/mmm$	$\begin{pmatrix} 0 & 0 & 0 & Q_{14} & 0 & 0 \\ 0 & 0 & 0 & 0 & -Q_{14} & 0 \\ 0 & 0 & 0 & 0 & 0 & 0 \end{pmatrix}$
$4'22, 4'm'm, \bar{4}'2m', \bar{4}'2'm, 4'/mmm'$	$\begin{pmatrix} 0 & 0 & 0 & Q_{14} & 0 & 0 \\ 0 & 0 & 0 & 0 & Q_{14} & 0 \\ 0 & 0 & 0 & 0 & 0 & Q_{36} \end{pmatrix}$
$42'2', 4m'm', \bar{4}2'm', 4/mmm'm', 62'2', 6m'm', \bar{6}m'2', 6/mm'm'$	$\begin{pmatrix} 0 & 0 & 0 & 0 & Q_{15} & 0 \\ 0 & 0 & 0 & Q_{15} & 0 & 0 \\ Q_{31} & Q_{31} & Q_{33} & 0 & 0 & 0 \end{pmatrix}$
$6', \bar{6}', \bar{6}'/m'$	$\begin{pmatrix} Q_{11} & -Q_{11} & 0 & 0 & 0 & -2Q_{22} \\ -Q_{22} & Q_{22} & 0 & 0 & 0 & -2Q_{11} \\ 0 & 0 & 0 & 0 & 0 & 0 \end{pmatrix}$
$6'22', 6'mm', \bar{6}'m'2, \bar{6}'m'2', 6'/m'mm'$	$\begin{pmatrix} Q_{11} & -Q_{11} & 0 & 0 & 0 & 0 \\ 0 & 0 & 0 & 0 & 0 & -2Q_{11} \\ 0 & 0 & 0 & 0 & 0 & 0 \end{pmatrix}$
$23, m\bar{3}, 4'32', \bar{4}'3m', m\bar{3}m'$	$\begin{pmatrix} 0 & 0 & 0 & Q_{14} & 0 & 0 \\ 0 & 0 & 0 & 0 & Q_{14} & 0 \\ 0 & 0 & 0 & 0 & 0 & Q_{14} \end{pmatrix}$
all other MPGs	$\begin{pmatrix} 0 & 0 & 0 & 0 & 0 & 0 \\ 0 & 0 & 0 & 0 & 0 & 0 \\ 0 & 0 & 0 & 0 & 0 & 0 \end{pmatrix}$

2. General transformation properties for Berry curvature multipoles in 3D space

In this subsection, we show the general transformation rules for Berry curvature multipoles and their explicit forms under certain MPG symmetries.

First of all, we introduce the Jahn notation [55] to describe the transformation properties of Berry curvature multipoles. A 3D polar vector is denoted by V , and $V^m = V \times V \times \dots \times V$ denotes a rank- m tensor. The symbols $[]$ and $\{ \}$, denote the symmetrization and anti-symmetrization respectively of the tensors inside the symbol. e and a are rank-0 tensors that change sign under spatial inversion \mathcal{I} and time-reversal symmetry \mathcal{T} , respectively. For example, the Berry curvature monopole is a pseudovector, and at the same time odd under \mathcal{T} , thus transforms as aeV . The Berry curvature dipole is a rank-2 pseudotensor, and is even under \mathcal{T} , thus transforms as eV^2 . For Berry curvature quadrupole, as analyzed in the previous sections, it transforms as a rank-3 pseudotensor, and is odd under \mathcal{T} . Furthermore, it is symmetric with respect to the first two indices which are associated with the partial derivatives, thus is of the type $ae[V^2]V$.

Similarly, the Berry curvature hexapole $H_{\alpha\beta\gamma\delta} = \int_{\mathbf{k}} f_0 \partial_\alpha \partial_\beta \partial_\gamma \Omega_\delta$ is a rank-4 pseudotensor and even under \mathcal{T} . A symmetry operation Λ will impose constraints on

the form of the hexapole:

$$H_{\alpha\beta\gamma\delta} = \det(\Lambda) \Lambda_{\alpha\alpha'} \Lambda_{\beta\beta'} \Lambda_{\gamma\gamma'} \Lambda_{\delta\delta'} H_{\alpha'\beta'\gamma'\delta'}. \quad (\text{C-1})$$

Furthermore, the hexapole is symmetric with respect to all the first three indices which are associated with the partial derivatives, and therefore transforms as $e[V^3]V$.

In general, the n -th moment of Berry curvature, which can be defined as

$$P_{\alpha_1\alpha_2\dots\alpha_n\beta} = \int_{\mathbf{k}} f_0 \partial_{\alpha_1} \partial_{\alpha_2} \dots \partial_{\alpha_n} \Omega_\beta, \quad (\text{C-2})$$

transforms as a rank- $(n+1)$ pseudotensor, with the first n indices to be symmetric. It is even under \mathcal{T} for odd number of n , and odd under \mathcal{T} for even number of n , thus is of the type $a^{n+1}e[V^n]V$.

Once the transformation properties of the Berry curvature multipoles are understood, their explicit forms under certain MPGs can be obtained with the Bilbao Crystallographic Server [26]. We have identified the leading-order Berry curvature moments for all the 122 3D MPGs, as tabulated in Table II.

3. Symmetry properties for Berry curvature multipoles in 2D space

In this subsection, we first show that there are $n + 1$ independent components for the n -th moment of Berry curvature in 2D space. By linear combination, they form the eigenvectors of the angular momentum operator, with quantum numbers $\pm n, \pm(n-2), \dots$. Apart from the zero angular momentum components, such as the monopole and the trace of quadrupole, all the other components are forced to vanish under a p -fold rotational symmetry with $p > n$. Based on the symmetry analysis, we further determine the leading-order Berry curvature moments for all the 31 2D MPGs.

The zeroth moment of Berry curvature is the Berry curvature monopole $M = \int_{\mathbf{k}} f_0 \Omega$, which has only one component as the Berry curvature becomes a pseudoscalar in 2D space. The first moment is the Berry curvature dipole $D_\alpha = \int_{\mathbf{k}} f_0 \partial_\alpha \Omega$, which transforms as a pseudovector. The two components can be rearranged as $D_{\pm 1} = D_x \pm iD_y = \int_{\mathbf{k}} f_0 \partial_{\pm} \Omega$ with $\partial_{\pm} = \partial_x \pm i\partial_y$, which are the eigenvectors of the angular momentum operator (the generator of rotations): $\hat{L}_z D_{\pm 1} = \pm \hbar D_{\pm 1}$, with the angular momentum quantum numbers $m = \pm 1$. Under the rotation operator $\hat{R}_z(\theta) = \exp(-i\frac{\hat{L}_z}{\hbar}\theta)$, they will acquire phase factors respectively: $\hat{R}_z(\theta)D_{\pm 1} = e^{\mp i\theta}D_{\pm 1}$. For a p -fold rotational symmetry $\theta = 2\pi/p$, it imposes a constraint: $e^{\mp i2\pi/p}D_{\pm 1} = D_{\pm 1}$, which forces the dipole to vanish since $e^{\mp i2\pi/p} \neq 1$. This was first pointed out by Sodemann and Fu [9], and we will generalize it to higher-order Berry curvature moments as shown below. Furthermore, a mirror symmetry M_x will force the y component to vanish, and the dipole will be perpendicular to the mirror plane.

The Berry curvature quadrupole $Q_{\alpha\beta} = \int_{\mathbf{k}} f_0 \partial_\alpha \partial_\beta \Omega$ has three independent components Q_{xx}, Q_{xy} and Q_{yy} , which can be rearranged to form the eigenvectors of the angular momentum operator: $Q_{+2} = \int_{\mathbf{k}} f_0 \partial_+^2 \Omega$, $Q_0 = \int_{\mathbf{k}} f_0 \partial_+ \partial_- \Omega$, $Q_{-2} = \int_{\mathbf{k}} f_0 \partial_-^2 \Omega$. Q_0 is the trace of the quadrupole, which transforms the same as the monopole M , and the traceless components $Q_{\pm 2}$ have angular momentum $m = \pm 2$ respectively. Under a p -fold rotation, $\hat{R}_z(\frac{2\pi}{p})Q_m = e^{-2i\pi m/p}Q_m$, which imposes a constraint on the quadrupole: $(e^{-2i\pi m/p} - 1)Q_m = 0$. For any $p > |m|$, i.e., any rotational axis with order higher than $|m| = 2$, the traceless part $Q_{\pm 2}$ of quadrupole is forced to vanish as $e^{-2i\pi m/p} \neq 1$. Next, considering a mirror symmetry, which for simplicity can always be written as M_x by choosing the x -axis to be perpendicular to the mirror plane. The quadrupole transforms as $M_x Q_m = -Q_{-m}$, therefore the component $Q_2 + Q_{-2}$ is odd under M_x thus forced to vanish, while $Q_2 - Q_{-2}$ is even under M_x and can still be finite.

It can be further generalized to the higher-order Berry curvature moments. For the n -th Berry curvature moment $P_{\alpha_1 \alpha_2 \dots \alpha_n \beta} = \int_{\mathbf{k}} f_0 \partial_{\alpha_1} \partial_{\alpha_2} \dots \partial_{\alpha_n} \Omega_\beta$, there are $n+1$ independent components: $\int_{\mathbf{k}} f_0 (\partial_x)^l (\partial_y)^{n-l} \Omega$, with $l =$

$0, 1, \dots, n$. By linear combination, they can construct the eigenvectors of the angular momentum operator:

$$P_{n-2l}^n = \int_{\mathbf{k}} f_0 \partial_+^{n-l} \partial_-^l \Omega, \quad (\text{C-3})$$

where the lower-index indicates the angular momentum, and the upper-index labels the order of the Berry curvature moment. Explicitly, they are $P_n^n = \int_{\mathbf{k}} f_0 \partial_+^n \Omega$, $P_{n-2}^n = \int_{\mathbf{k}} f_0 \partial_+^{n-1} \partial_- \Omega$, \dots , $P_{-n}^n = \int_{\mathbf{k}} f_0 \partial_-^n \Omega$, with quantum numbers $n, n-2, \dots, -n$. Under a p -fold rotation, $\hat{R}_z(\frac{2\pi}{p})P_m^n = e^{-2i\pi m/p}P_m^n$, which requires

$$(e^{-2i\pi m/p} - 1)P_m^n = 0. \quad (\text{C-4})$$

For any rotational axis with order p higher than the order n of the Berry curvature moment, $e^{-2i\pi m/p} \neq 1$ when $m \neq 0$, thus P_m^n ($m \neq 0$) will be forced to vanish. Furthermore, when the mirror symmetry M_x is present, the Berry curvature moments transform as

$$M_x P_m^n = (-1)^{n+1} P_{-m}^n, \quad (\text{C-5})$$

therefore the component $P_m^n - (-1)^{n+1} P_{-m}^n$ is odd under M_x thus forced to vanish, while $P_m^n + (-1)^{n+1} P_{-m}^n$ is even under M_x and can still be finite.

Special attention should be paid to the spatial symmetries combined with time-reversal symmetry, namely the $C_2\mathcal{T}, C_4\mathcal{T}, C_6\mathcal{T}$ and $M_x\mathcal{T}$ symmetries. In general, p -fold rotation combined with \mathcal{T} imposes the constraint on the Berry curvature moment: $(-1)^{n+1} e^{-2i\pi m/p} P_m^n = P_m^n$, where an additional factor $(-1)^{n+1}$ is acquired due to the \mathcal{T} symmetry. Specifically, $C_2\mathcal{T} = (C_6\mathcal{T})^3$ forces the Berry curvature to vanish in the entire BZ. $C_4\mathcal{T}$ forces both the monopole and dipole to vanish. For quadrupole components $Q_{\pm 2}$, the $C_4\mathcal{T}$ symmetry requires $\hat{C}_4 \hat{\mathcal{T}} Q_m = -e^{-2i\pi m/p} Q_m = Q_m$. Since $-e^{-2i\pi m/p} = 1$ for $p = 4$ and $m = \pm 2$, the above condition is always satisfied and $C_4\mathcal{T}$ has no constraint on $Q_{\pm 2}$, thus a finite quadrupole is allowed. Finally, for the $M_x\mathcal{T}$ symmetry, the Berry curvature moments transform as $M_x \hat{\mathcal{T}} P_m^n = P_{-m}^n$, therefore the component $P_m^n - P_{-m}^n$ is odd under $M_x\mathcal{T}$ thus forced to vanish, while $P_m^n + P_{-m}^n$ is even under $M_x\mathcal{T}$ and can still be finite.

Based on the previous symmetry analysis, we can determine the leading-order Berry curvature moments in all the 2D MPGs. Out of the 31 MPGs in 2D space, 10 of them respect the $C_2\mathcal{T}$ symmetry, which forces the Berry curvature to vanish in the entire BZ. Among the remaining 21 MPGs, 10 of them break both the time-reversal and mirror symmetries, therefore a non-vanishing monopole is allowed. 11', m and $m1'$ MPGs respect at most a mirror symmetry, therefore the Berry curvature dipole is allowed. The remaining 8 MPGs are $2mm, 4', 4'm'/m, 3m, 31', 3m1', 4mm$ and $6mm$. For Berry curvature quadrupole which is the second moment of Berry curvature, any rotational symmetry with order higher than 2 will force $Q_{\pm 2}$ to vanish. Therefore it can only be the leading-order moment in $2mm, 4', 4'm'/m$.

Similarly, the Berry curvature hexapole vanishes under any rotational symmetry with order higher than 3, thus can only be the leading-order moment in $3m$, $31'$, $3m1'$. Berry curvature octopole is the leading-order moment in $4mm$, and the 12-pole is the leading-order moment in $6mm$.

Appendix D: NLAH effect in quantum anomalous Hall materials

In this appendix, we study the third-order NLAH effect induced by Berry curvature quadrupole in quantum anomalous Hall (QAH) materials. In general, the trace of quadrupole $Q_{\alpha\alpha\gamma}$ has the same symmetry property as the monopole $\int_{\mathbf{k}} f_0 \Omega_\gamma$, thus is finite in all materials which exhibit anomalous Hall effect. In particular, QAH materials are good platforms to study the NLAH effect due to their nontrivial topological nature. Here, we will first use a general model Hamiltonian to show that sizable Berry curvature quadrupole can be achieved in QAH materials when the chemical potential is tuned to the band edge, which can possibly describe the states near the QAH phase in few-layer MnBi_2Te_4 [35, 41]. Then we will use the spin and valley polarized continuum model [56] to describe the QAH state near 3/4 filling [37, 38] in twisted bilayer graphene aligned with boron nitride substrate. Giant Berry curvature quadrupoles $\sim 4000 \text{ \AA}^2$ can be achieved, when the chemical potential is gated to the band edges.

1. Berry curvature quadrupole with general model Hamiltonian

In this subsection, we use the model Hamiltonian [57, 58] to describe a QAH state:

$$\mathcal{H}(\mathbf{k}) = \epsilon(k) + v(k_y \sigma_x - k_x \sigma_y) + M(\mathbf{k}) \sigma_z, \quad (\text{D-1})$$

where $\epsilon(k) = tk^2$ is the parabolic background and $M(\mathbf{k}) = M_0 - M_2 k^2$ is the mass term, $k = |\mathbf{k}|$, and $\boldsymbol{\sigma}$ denotes the Pauli matrices. The system is in the QAH phase when $M_0 M_2 > 0$.

The energy spectra of the two bands are: $E_{\pm}(\mathbf{k}) = tk^2 \pm |\mathbf{d}(\mathbf{k})|$, where \pm denote the conduction and valence bands respectively, and $\mathbf{d}(\mathbf{k}) = [vk_y, -vk_x, M(\mathbf{k})]$. The band structures for different parameters M_2 are shown in Fig. D-1(a).

The Berry curvatures of the two bands can also be calculated as:

$$\Omega_{\pm}(\mathbf{k}) = \pm \frac{1}{2} \hat{\mathbf{d}} \cdot (\partial_x \hat{\mathbf{d}} \times \partial_y \hat{\mathbf{d}}) = \pm \frac{v^2(M_0 + M_2 k^2)}{2|\mathbf{d}(\mathbf{k})|^3}, \quad (\text{D-2})$$

and the Chern numbers of the two bands are

$$\mathcal{C}_{\pm} = -2\pi \int_{\mathbf{k}} \Omega_{\pm} = \mp \frac{1}{2} [\text{sgn}(M_0) + \text{sgn}(M_2)]. \quad (\text{D-3})$$

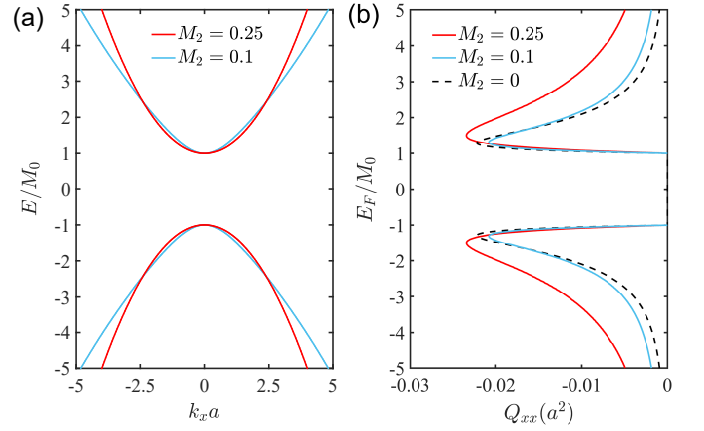


FIG. D-1. (a) Band structures for the QAH model in Eq. D-1, with different M_2 parameters. The other parameters are $M_0 = 1$, $v = 1$, $\epsilon(k) = 0$ and the length scale $a = v/M_0$. (b) Gate dependence of the quadrupole at temperature $T = 0$. The solid dashed line is given by the analytic result in Eq. D-6 for $M_2 = 0$.

The model has continuous rotational symmetry, which requires $Q_{\pm 2} = 0$, or equivalently

$$Q_{xx} = Q_{yy}, \quad (\text{D-4})$$

$$Q_{xy} = 0. \quad (\text{D-5})$$

The component Q_{xx} is obtained numerically for different parameters M_2 , as shown in solid lines in Fig. D-1(b), which exhibits two peaks near the two band edges.

In order to understand the behavior of the Berry curvature quadrupoles near band edges, we focus on the states near $k = 0$, where the M_2 -term can be neglected. For simplicity, we also neglect the $\epsilon(k)$ term which does not change the Berry curvature, and then the QAH Hamiltonian is reduced to a massive Dirac Hamiltonian. The energy dispersion is approximated as $E_{\pm}(\mathbf{k}) \approx \pm \sqrt{v^2 k^2 + M_0^2}$, and the Berry curvature $\Omega_{\pm}(\mathbf{k}) \approx \pm \frac{v^2 M_0}{2(v^2 k^2 + M_0^2)^{3/2}}$. By taking the derivative, we get $\partial_x E_{\pm}(\mathbf{k}) = \pm \frac{v^2 k_x}{\sqrt{v^2 k^2 + M_0^2}}$ and $\partial_x \Omega_{\pm}(\mathbf{k}) = \mp \frac{3v^4 M_0 k_x}{2(v^2 k^2 + M_0^2)^{5/2}}$. The two bands have the same Berry curvature quadrupole, and the quadrupole of the conduction band can be calculated at zero temperature as:

$$\begin{aligned} Q_{xx} &= \int_{\mathbf{k}} \partial_x E_+ \partial_x \Omega_+ \delta(E_+ - \mu) \\ &= -\frac{3v^2 M_0}{8\pi} \int \frac{E_+^2 - M_0^2}{E_+^5} \delta(E_+ - \mu) dE_+ \\ &= -\frac{3v^2 M_0}{8\pi} \frac{\mu^2 - M_0^2}{\mu^5}. \end{aligned} \quad (\text{D-6})$$

The result of Eq. D-6 is depicted in dashed line in Fig. D-1(b), which can help to understand the behavior of quadrupole in the QAH model near the band edges.

2. NLAH effect in twisted bilayer graphene near 3/4 filling

In this subsection, we study the Berry curvature quadrupole near the QAH state of TBG near 3/4 filling [37, 38], with the spin and valley polarized continuum model [56]. Giant Berry curvature quadrupoles $\sim 4000 \text{ \AA}^2$ can be achieved, when the chemical potential is gated to the band edges.

At a small twist angle θ , the low-energy physics of TBG can be described by the continuum model formed by Dirac fermions in each layer [59]. In the layer basis, the effective Hamiltonian for valley $\xi = \pm 1$ can be written as

$$H_{0,\xi} = \begin{pmatrix} H_{b,\xi}(\mathbf{k}) & T_\xi(\mathbf{r}) \\ T_\xi^\dagger(\mathbf{r}) & H_{t,\xi}(\mathbf{k}) \end{pmatrix}, \quad (\text{D-7})$$

where t (b) labels the top (bottom) layer, which is rotated by $+(-)\frac{\theta}{2}$ around the z -axis. The top layer is described by a massless Dirac Hamiltonian:

$$H_{t,\xi}(\mathbf{k}) = -\hbar v_F \hat{R}_{-\frac{\theta}{2}}(\mathbf{k} - \mathbf{K}_{t,\xi}) \cdot (\xi \sigma_x, \sigma_y), \quad (\text{D-8})$$

where $\hbar v_F = 5.253 \text{ eV} \cdot \text{\AA}$ is the original Fermi velocity, \hat{R} is the rotation operator, and $\boldsymbol{\sigma}$ denotes the Pauli matrices acting on the AB sublattice space. $\mathbf{K}_{t/b,\xi} = \xi|K|(\frac{\sqrt{3}}{2}, \mp\frac{1}{2})$ are the BZ corners, with the magnitude $|K| = \frac{8\pi}{3a} \sin \frac{\theta}{2}$ and $a = 2.46 \text{ \AA}$ is the graphene lattice constant.

The bottom layer Hamiltonian contains a mass term induced by the hexagonal boron nitride substrate:

$$H_{b,\xi}(\mathbf{k}) = -\hbar v_F \hat{R}_{\frac{\theta}{2}}(\mathbf{k} - \mathbf{K}_{b,\xi}) \cdot (\xi \sigma_x, \sigma_y) + \Delta \sigma_z, \quad (\text{D-9})$$

with $\Delta = 17 \text{ meV}$ [60]. The interlayer hopping is

$$T_\xi(\mathbf{r}) = \begin{pmatrix} u & u' \\ u' & u \end{pmatrix} + \begin{pmatrix} u & u' e^{-i\xi\phi} \\ u' e^{i\xi\phi} & u \end{pmatrix} e^{i\xi \mathbf{G}_1 \cdot \mathbf{r}} + \begin{pmatrix} u & u' e^{i\xi\phi} \\ u' e^{-i\xi\phi} & u \end{pmatrix} e^{i\xi(\mathbf{G}_1 + \mathbf{G}_2) \cdot \mathbf{r}}, \quad (\text{D-10})$$

with $\phi = 2\pi/3$. \mathbf{G}_1 and \mathbf{G}_2 are the reciprocal lattice vectors of the moiré superlattice, which are chosen as $\mathbf{G}_1 = |G|(-\frac{1}{2}, -\frac{\sqrt{3}}{2})$, $\mathbf{G}_2 = |G|(1, 0)$, with the magnitude $|G| = \sqrt{3}|K|$. The parameters $u = 79.7 \text{ meV}$ and $u' = 97.5 \text{ meV}$ are adopted from Ref. [61], which has taken the effect of lattice corrugation into consideration.

In order to describe the QAH state near 3/4 filling, where the valley and spin degeneracies are lifted by interactions, we adopt the valley and spin polarized Hamiltonian from Ref. [56]:

$$H_{\xi,s} = H_{0,\xi} + \xi E_v + s E_s, \quad (\text{D-11})$$

where E_v and E_s are the valley and spin splittings respectively, and $s = \pm 1$ is the spin index.

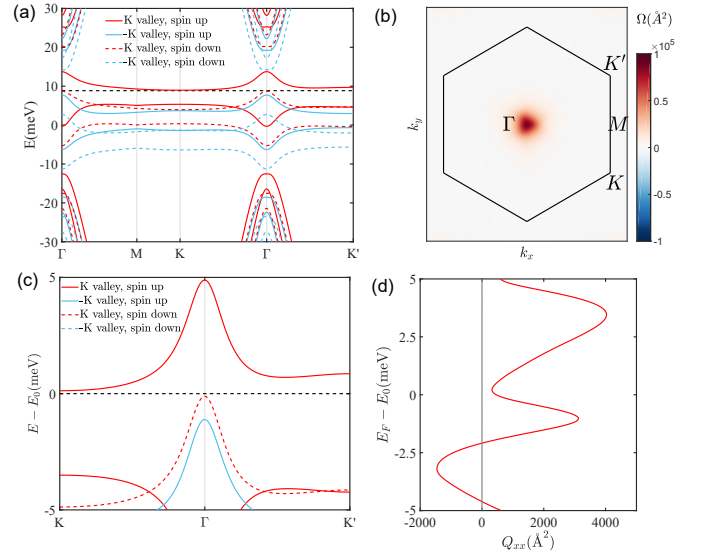


FIG. D-2. (a) Band structures for valley and spin polarized twisted bilayer graphene aligned with hexagonal boron nitride at $\theta = 1.05^\circ$, with valley splitting $E_v = 3 \text{ meV}$ and spin splitting $E_s = 2.5 \text{ meV}$. The high symmetry points are marked in the moiré BZ in Panel (b), where $K = K_{t,+} = K_{b,-}$ and $K' = K_{b,+} = K_{t,-}$. (b) Berry curvature distribution of the conduction band at K valley with $s = \pm 1$. (c) Enlarged energy spectra near 3/4 filling, with the origin of the energy axis shifted to $E_0 = 8.85 \text{ meV}$. (d) Gate dependence of the quadrupole Q_{xx} near 3/4 filling, with the temperature $T = 2 \text{ K}$.

The band structures at the magic angle $\theta = 1.05^\circ$ are shown in Fig. D-2(a), where the red and blue lines denote the band structures at K and $-K$ valleys respectively, while solid and dashed lines represent the states with spins up and down. The black dashed line indicates the energy $E_0 = 8.85 \text{ meV}$ which corresponds to the 3/4 filling, and the high symmetry points are marked in the moiré BZ in Fig. D-2(b). The enlarged energy spectra are shown in Fig. D-2(c), with the origin of the energy axis shifted to E_0 which corresponds to 3/4 filling.

The conduction bands at K valley with spin up and down have the same Chern number $\mathcal{C} = -1$, and the same Berry curvature distribution as shown in Fig. D-2(b), while the bands at $-K$ valley have the Chern number $\mathcal{C} = 1$. At 3/4 filling, three of the conduction bands are filled while one band is left empty, leading to the QAH phase with Chern number $\mathcal{C} = 1$.

The pristine TBG respects the D_6 symmetry, which is reduced to C_3 when it is aligned with the hexagonal boron nitride substrate. The C_3 symmetry requires $Q_{xx} = Q_{yy}$ and $Q_{xy} = 0$, and the gate dependence of Q_{xx} component is shown in Fig. D-2(d). When the chemical potential is gated to the band edges, giant Berry curvature quadrupoles $\sim 4000 \text{ \AA}^2$ can be achieved.

Appendix E: Angular dependence of the NLAH responses in 2D space

In this appendix, we discuss the angular dependence of the NLAH responses induced by Berry curvature multipoles in 2D space for three purposes. First of all, by applying the current in a general direction, we see how the multipole components contribute to the NLAH voltage so that their physical meanings can be understood. In general, the NLAH voltage induced by the Berry curvature moment with angular momentum quantum number m has m -fold angular dependence. Second, due to the unique angular dependence of the NLAH voltage, it can be a characteristic signature to identify the NLAH response. Third, the angular dependence can also be used to distinguish the NLAH responses related to the anti-symmetric part of the conductivity tensor from the Drude-like contributions which are related to the symmetric part of the conductivity tensor.

1. Third-order NLAH response induced by Berry curvature quadrupole

In the DC limit $\omega \ll \frac{1}{\tau}$, The NLAH and Drude-like contribution to the third harmonic generation can be simplified as:

$$\sigma_{\mu\alpha\beta\gamma}^{(3),H}(3\omega) = -\frac{e^4\tau^2}{4\hbar^3} \int_{\mathbf{k}} f_0 \partial_\beta \partial_\gamma \mathcal{F}_{\mu\alpha}, \quad (\text{E-1})$$

$$\sigma_{\mu\alpha\beta\gamma}^{(3),D}(3\omega) = \frac{e^4\tau^3}{4\hbar^4} \int_{\mathbf{k}} f_0 \partial_\mu \partial_\alpha \partial_\beta \partial_\gamma \varepsilon_{\mathbf{k}}. \quad (\text{E-2})$$

A generic electric field $\mathbf{E}(\omega) = (E_x, E_y)$ will generate a third-order NLAH current $\mathbf{j}^H(3\omega) = (j_x^H, j_y^H)$, with

$$j_x^H = -\frac{e^4\tau^2}{4\hbar^3} (Q_{xx} E_x^2 E_y + 2Q_{xy} E_x E_y^2 + Q_{yy} E_y^3), \quad (\text{E-3})$$

$$j_y^H = \frac{e^4\tau^2}{4\hbar^3} (Q_{xx} E_x^3 + 2Q_{xy} E_x^2 E_y + Q_{yy} E_x E_y^2), \quad (\text{E-4})$$

as well as a Drude-like contribution $\mathbf{j}^D(3\omega) = (j_x^D, j_y^D)$, with

$$j_x^D = \sigma_{xxxx}^D E_x^3 + 3\sigma_{xxyy}^D E_x^2 E_y + 3\sigma_{xyyy}^D E_x E_y^2 + \sigma_{yyyy}^D E_y^3, \quad (\text{E-5})$$

$$j_y^D = \sigma_{xxyy}^D E_x^3 + 3\sigma_{xxyy}^D E_x^2 E_y + 3\sigma_{xyyy}^D E_x E_y^2 + \sigma_{yyyy}^D E_y^3. \quad (\text{E-6})$$

Now, we consider a general case in which a current $\mathbf{j}(\omega) = j(\cos\theta, \sin\theta)$ is applied at angle θ away from the x direction, where $j = I/W$ is the current density and W is the width in the transverse direction. For simplicity, we consider an isotropic linear resistivity

$$\boldsymbol{\rho}^{(1)}(\omega) = \rho_0 \begin{pmatrix} 1 & 0 \\ 0 & 1 \end{pmatrix}, \text{ which can be achieved in systems}$$

with p -fold ($p \geq 3$) rotational symmetry. Then the corresponding applied electric field $\mathbf{E}(\omega) = \rho_0 j (\cos\theta, \sin\theta)$. The third-order NLAH current induced by the electric field can be obtained by Eqs. E-3 and E-4 as

$$\begin{aligned} j_\perp^H(3\omega) &= -j_x^H \sin\theta + j_y^H \cos\theta \\ &= \frac{e^4\tau^2}{8\hbar^3} (\rho_0 j)^3 [(Q_{xx} + Q_{yy}) \\ &\quad + (Q_{xx} - Q_{yy}) \cos(2\theta) \\ &\quad + 2Q_{xy} \sin(2\theta)]. \end{aligned} \quad (\text{E-7})$$

Or equivalently the NLAH voltage is

$$\begin{aligned} \frac{V_\perp^H(3\omega)/W}{(I/W)^3} &= \frac{e^4\tau^2}{8\hbar^3} \rho_0^4 [(Q_{xx} + Q_{yy}) \\ &\quad + (Q_{xx} - Q_{yy}) \cos(2\theta) \\ &\quad + 2Q_{xy} \sin(2\theta)]. \end{aligned} \quad (\text{E-8})$$

The contribution from the trace of quadrupole has no angular dependence, while the contributions from the traceless components have two-fold angular dependence.

The third-order Drude-like current can be obtained by Eqs. E-5 and E-6, and its component along the transverse direction ($\theta + \frac{\pi}{2}$) is

$$\begin{aligned} j_\perp^D(3\omega) &= -j_x^D \sin\theta + j_y^D \cos\theta \\ &= \frac{1}{4} (\rho_0 j)^3 [(-\sigma_{xxxx}^D + \sigma_{yyyy}^D) \sin(2\theta) \\ &\quad + 2(\sigma_{xxyy}^D + \sigma_{xyyy}^D) \cos(2\theta) \\ &\quad + (3\sigma_{xxyy}^D - \frac{1}{2}\sigma_{xxxx}^D - \frac{1}{2}\sigma_{yyyy}^D) \sin(4\theta) \\ &\quad + 2(\sigma_{xxyy}^D - \sigma_{xyyy}^D) \cos(4\theta)]. \end{aligned} \quad (\text{E-9})$$

Or equivalently the corresponding voltage is

$$\begin{aligned} \frac{V_\perp^D(3\omega)/W}{(I/W)^3} &= \frac{1}{4} \rho_0^4 [(-\sigma_{xxxx}^D + \sigma_{yyyy}^D) \sin(2\theta) \\ &\quad + 2(\sigma_{xxyy}^D + \sigma_{xyyy}^D) \cos(2\theta) \\ &\quad + (3\sigma_{xxyy}^D - \frac{1}{2}\sigma_{xxxx}^D - \frac{1}{2}\sigma_{yyyy}^D) \sin(4\theta) \\ &\quad + 2(\sigma_{xxyy}^D - \sigma_{xyyy}^D) \cos(4\theta)]. \end{aligned} \quad (\text{E-10})$$

The first two terms contributed by $-\sigma_{xxxx}^D + \sigma_{yyyy}^D$ and $\sigma_{xxyy}^D + \sigma_{xyyy}^D$ have the same symmetry properties as the anisotropic conductivity $-\sigma_{xx}^D + \sigma_{yy}^D$ and σ_{xy}^D respectively, which vanish under p -fold ($p \geq 3$) rotational symmetry or p -fold rotation combined with time-reversal symmetry. The contributions from last two terms have four-fold angular dependence.

As a conclusion, in isotropic 2D materials, the third-order NLAH contributions which have two-fold or no angular dependence, can be easily distinguished from the Drude-like contributions which have four-fold angular dependence.

Especially, under $4'm'm$ MPG which is the case for monolayer SrMnBi₂, $Q_{xx} = -Q_{yy}$, $Q_{xy} = 0$, $\sigma_{xxxx}^D =$

$\sigma_{yyyy}^D, \sigma_{xxxx}^D = \sigma_{xyyy}^D = 0$, the NLAH and the Drude-like contributions can be simplified as:

$$\frac{V_{\pm}^H(3\omega)/W}{(I/W)^3} = \frac{e^4\tau^2}{4\hbar^3}\rho_0^4 Q_{xx} \cos(2\theta), \quad (\text{E-11})$$

$$\frac{V_{\pm}^D(3\omega)/W}{(I/W)^3} = \frac{1}{4}\rho_0^4(3\sigma_{xyyy}^D - \sigma_{xxxx}^D) \sin(4\theta). \quad (\text{E-12})$$

The NLAH voltage shows a two-fold angular dependence, while in contrast the Drude-like response shows a four-fold angular dependence. In particular, when the electric current is applied along the x or y direction, the Drude-like contribution vanishes and the NLAH voltage optimizes.

2. Fourth-order NLAH response induced by Berry curvature hexapole

Since the Drude-like contribution to the fourth-order response vanishes in time-reversal invariant systems, we will only focus on the angular dependence of the NLAH contribution.

In the DC limit $\omega \ll \frac{1}{\tau}$, The NLAH contribution to the fourth harmonic generation can be simplified as:

$$\sigma_{\mu\alpha\beta\gamma\delta}^{(4),H}(4\omega) = \frac{e^5\tau^3}{8\hbar^4} \int_{\mathbf{k}} f_0 \partial_{\beta} \partial_{\gamma} \partial_{\delta} \mathcal{F}_{\mu\alpha}. \quad (\text{E-13})$$

A generic electric field $\mathbf{E}(\omega) = (E_x, E_y)$ will generate a fourth-order NLAH current $\mathbf{j}^H(4\omega) = (j_x^H, j_y^H)$, with

$$j_x^H = \frac{e^5\tau^3}{8\hbar^4} (H_{xxx}E_x^3E_y + 3H_{xxy}E_x^2E_y^2 + 3H_{xyy}E_xE_y^3 + H_{yyy}E_y^4), \quad (\text{E-14})$$

$$j_y^H = -\frac{e^5\tau^3}{8\hbar^4} (H_{xxx}E_x^4 + 3H_{xxy}E_x^3E_y + 3H_{xyy}E_x^2E_y^2 + H_{yyy}E_xE_y^3), \quad (\text{E-15})$$

which can be rewritten as

$$\begin{aligned} j_{\pm}^H &= j_x^H \pm ij_y^H \\ &= \mp \frac{e^5\tau^3}{64\hbar^4} i (H_3 E_{\pm}^3 + 3H_1 E_{\pm}^2 E_{\mp} + 3H_{-1} E_{\pm} E_{\mp}^2 + H_{-3} E_{\mp}^3) E_{\pm}, \end{aligned} \quad (\text{E-16})$$

where $E_{\pm} = E_x \pm iE_y$, $H_{n-2l} = \int_{\mathbf{k}} f_0 \partial_{+}^{n-l} \partial_{-}^l \Omega$ with $n = 3$ and $l = 0, 1, 2, 3$.

Now, we consider a general case in which a current $\mathbf{j}(\omega) = j(\cos\theta, \sin\theta)$ is applied at angle θ away from the x direction, where $j = I/W$ is the current density and W is the width in the transverse direction. For simplicity, we consider an isotropic linear resistivity

$\rho^{(1)}(\omega) = \rho_0 \begin{pmatrix} 1 & 0 \\ 0 & 1 \end{pmatrix}$, then the corresponding applied electric field $\mathbf{E}(\omega) = \rho_0 j(\cos\theta, \sin\theta)$, or equivalently $E_{\pm} = \rho_0 j e^{\pm i\theta}$. The fourth-order NLAH current induced by the electric field can be obtained by Eq. E-16 as

$$\begin{aligned} j_{\pm}^H(4\omega) &= -j_x^H \sin\theta + j_y^H \cos\theta \\ &= \frac{1}{2i} (j_+^H e^{-i\theta} - j_-^H e^{i\theta}) \\ &= -\frac{e^5\tau^3}{64\hbar^4} (\rho_0 j)^4 (H_3 e^{-3i\theta} + 3H_1 e^{-i\theta} + 3H_{-1} e^{i\theta} + H_{-3} e^{3i\theta}). \end{aligned} \quad (\text{E-17})$$

Or equivalently the NLAH voltage is

$$\begin{aligned} \frac{V_{\pm}^H(4\omega)/W}{(I/W)^4} &= -\frac{e^5\tau^3}{64\hbar^4} \rho_0^5 (H_3 e^{-3i\theta} + 3H_1 e^{-i\theta} + 3H_{-1} e^{i\theta} + H_{-3} e^{3i\theta}). \end{aligned} \quad (\text{E-18})$$

The contributions from $H_{\pm 1}$ have one-fold angular dependence, while the contributions from $H_{\pm 3}$ have three-fold angular dependence.

In particular, under $3m1'$ (C_{3v}) MPG which is the case for the surface states of topological insulators, $H_{\pm 1} = 0$, $H_3 = H_{-3} = 4H_{xxx}$, and the NLAH response can be simplified as:

$$\frac{V_{\pm}^H(4\omega)/W}{(I/W)^4} = -\frac{e^5\tau^3}{8\hbar^4} \rho_0^5 H_{xxx} \cos(3\theta). \quad (\text{E-19})$$

The NLAH voltage shows a three-fold angular dependence, and optimizes when the electric current is applied perpendicular to the mirror plane.

[1] N. Nagaosa, J. Sinova, S. Onoda, A. H. MacDonald, and N. P. Ong, *Rev. Mod. Phys.* **82**, 1539 (2010).
[2] D. Xiao, M.-C. Chang, and Q. Niu, *Rev. Mod. Phys.* **82**, 1959 (2010).
[3] H. Chen, Q. Niu, and A. H. MacDonald, *Phys. Rev. Lett.* **112**, 017205 (2014).
[4] J. Kübler and C. Felser, *Europhys. Lett.* **108**, 67001 (2014).
[5] C. Sürgers, G. Fischer, P. Winkel, and H. v. Löhneysen, *Nat. Commun.* **5**, 3400 (2014).

[6] S. Nakatsuji, N. Kiyohara, and T. Higo, *Nature (London)* **527**, 212 (2015).
[7] A. K. Nayak, J. E. Fischer, Y. Sun, B. Yan, J. Karel, A. C. Komarek, C. Shekhar, N. Kumar, W. Schnelle, J. Kübler, C. Felser, and S. S. P. Parkin, *Sci. Adv.* **2**, e1501870 (2016).
[8] T. Suzuki, R. Chisnell, A. Devarakonda, Y.-T. Liu, W. Feng, D. Xiao, J. W. Lynn, and J. G. Checkelsky, *Nat. Phys.* **12**, 1119 (2016).
[9] I. Sodemann and L. Fu, *Phys. Rev. Lett.* **115**, 216806

- (2015).
- [10] Q. Ma, S.-Y. Xu, H. Shen, D. MacNeill, V. Fatemi, T.-R. Chang, A. M. Mier Valdivia, S. Wu, Z. Du, C.-H. Hsu, S. Fang, Q. D. Gibson, K. Watanabe, T. Taniguchi, R. J. Cava, E. Kaxiras, H.-Z. Lu, H. Lin, L. Fu, N. Gedik, and P. Jarillo-Herrero, *Nature (London)* **565**, 337 (2019).
- [11] K. Kang, T. Li, E. Sohn, J. Shan, and K. F. Mak, *Nat. Mater.* **18**, 324 (2019).
- [12] M. Huang, Z. Wu, J. Hu, X. Cai, E. Li, L. An, X. Feng, Z. Ye, N. Lin, K. T. Law, and N. Wang, [arXiv:2006.05615](https://arxiv.org/abs/2006.05615).
- [13] J.-X. Hu, C.-P. Zhang, Y.-M. Xie, and K. T. Law, [arXiv:2004.14140](https://arxiv.org/abs/2004.14140).
- [14] D. E. Parker, T. Morimoto, J. Orenstein, and J. E. Moore, *Phys. Rev. B* **99**, 045121 (2019).
- [15] Furthermore, a prime attached to a symmetry operation indicates that this operation is combined with the time-reversal operation.
- [16] For example, $\tilde{\omega}$ represents $i\omega + \gamma$, $\widetilde{2\omega}$ represents $2i\omega + \gamma$ and $\widetilde{-\omega}$ represents $-i\omega + \gamma$. In the DC limit $\omega \ll \frac{1}{\tau}$, they can be simplified as $\widetilde{n\omega} \rightarrow \gamma = \tau^{-1}$.
- [17] S. Nandy and I. Sodemann, *Phys. Rev. B* **100**, 195117 (2019).
- [18] J.-S. You, S. Fang, S.-Y. Xu, E. Kaxiras, and T. Low, *Phys. Rev. B* **98**, 121109 (2018).
- [19] Y. Zhang, J. van den Brink, C. Felser, and B. Yan, *2D Mater.* **5**, 044001 (2018).
- [20] Y. Zhang, Y. Sun, and B. Yan, *Phys. Rev. B* **97**, 041101 (2018).
- [21] J. I. Facio, D. Efremov, K. Koepnick, J.-S. You, I. Sodemann, and J. van den Brink, *Phys. Rev. Lett.* **121**, 246403 (2018).
- [22] Z. Z. Du, C. M. Wang, H.-Z. Lu, and X. C. Xie, *Phys. Rev. Lett.* **121**, 266601 (2018).
- [23] R. Battilomo, N. Scopigno, and C. Ortix, *Phys. Rev. Lett.* **123**, 196403 (2019).
- [24] B. T. Zhou, C.-P. Zhang, and K. T. Law, *Phys. Rev. Applied* **13**, 024053 (2020).
- [25] R. E. Newnham, *Properties of materials: anisotropy, symmetry, structure* (Oxford University Press, 2005).
- [26] S. V. Gallego, J. Etxebarria, L. Elcoro, E. S. Tasci, and J. M. Perez-Mato, *Acta Crystallogr. Sect. A* **75**, 438 (2019).
- [27] L. Fu, *Phys. Rev. Lett.* **103**, 266801 (2009).
- [28] D.-X. Qu, Y. S. Hor, J. Xiong, R. J. Cava, and N. P. Ong, *Science* **329**, 821 (2010).
- [29] J. Park, G. Lee, F. Wolff-Fabris, Y. Y. Koh, M. J. Eom, Y. K. Kim, M. A. Farhan, Y. J. Jo, C. Kim, J. H. Shim, and J. S. Kim, *Phys. Rev. Lett.* **107**, 126402 (2011).
- [30] K. Wang, D. Graf, L. Wang, H. Lei, S. W. Tozer, and C. Petrovic, *Phys. Rev. B* **85**, 041101 (2012).
- [31] L. Li, K. Wang, D. Graf, L. Wang, A. Wang, and C. Petrovic, *Phys. Rev. B* **93**, 115141 (2016).
- [32] H. Masuda, H. Sakai, M. Tokunaga, Y. Yamasaki, A. Miyake, J. Shiogai, S. Nakamura, S. Awaji, A. Tsukazaki, H. Nakao, Y. Murakami, T.-h. Arima, Y. Tokura, and S. Ishiwata, *Sci. Adv.* **2**, e1501117 (2016).
- [33] K. Takahashi, J. Shiogai, H. Inoue, S. Ito, S. Kimura, S. Awaji, and A. Tsukazaki, *AIP Adv.* **10**, 105216 (2020).
- [34] The resistivity of SrMnBi₂ is $\sim 0.1 \text{ m}\Omega \text{ cm}$ [29]. With a thickness of $\sim 1 \text{ nm}$ for monolayer, we estimate its resistance to be $\sim 1 \text{ k}\Omega$.
- [35] Y. Deng, Y. Yu, M. Z. Shi, Z. Guo, Z. Xu, J. Wang, X. H. Chen, and Y. Zhang, *Science* **367**, 895 (2020).
- [36] Y. Deng, Y. Yu, Y. Song, J. Zhang, N. Z. Wang, Z. Sun, Y. Yi, Y. Z. Wu, S. Wu, J. Zhu, J. Wang, X. H. Chen, and Y. Zhang, *Nature (London)* **563**, 94 (2018).
- [37] A. L. Sharpe, E. J. Fox, A. W. Barnard, J. Finney, K. Watanabe, T. Taniguchi, M. A. Kastner, and D. Goldhaber-Gordon, *Science* **365**, 605 (2019).
- [38] M. Serlin, C. L. Tschirhart, H. Polshyn, Y. Zhang, J. Zhu, K. Watanabe, T. Taniguchi, L. Balents, and A. F. Young, *Science* **367**, 900 (2020).
- [39] The Berry curvature quadrupole of Weyl semimetal Mn₃Sn is discussed in Ref. [14].
- [40] Y. Zhang, Y. Sun, H. Yang, J. Železný, S. P. P. Parkin, C. Felser, and B. Yan, *Phys. Rev. B* **95**, 075128 (2017).
- [41] H. Fu, C.-X. Liu, and B. Yan, *Sci. Adv.* **6**, eaaz0948 (2020).
- [42] Z. Z. Du, C. M. Wang, S. Li, H.-Z. Lu, and X. C. Xie, *Nat. Commun.* **10**, 3047 (2019).
- [43] C. Xiao, Z. Z. Du, and Q. Niu, *Phys. Rev. B* **100**, 165422 (2019).
- [44] X.-Q. Yu, Z.-G. Zhu, J.-S. You, T. Low, and G. Su, *Phys. Rev. B* **99**, 201410 (2019).
- [45] C. Zeng, S. Nandy, A. Taraphder, and S. Tewari, *Phys. Rev. B* **100**, 245102 (2019).
- [46] C. Zeng, S. Nandy, and S. Tewari, *Phys. Rev. Research* **2**, 032066 (2020).
- [47] P. He, H. Isobe, D. Zhu, C.-H. Hsu, L. Fu, and H. Yang, [arXiv:2012.13249](https://arxiv.org/abs/2012.13249).
- [48] G. Kresse and J. Furthmüller, *Comput. Mater. Sci.* **6**, 15 (1996).
- [49] P. E. Blöchl, *Phys. Rev. B* **50**, 17953 (1994).
- [50] J. P. Perdew, K. Burke, and M. Ernzerhof, *Phys. Rev. Lett.* **77**, 3865 (1996).
- [51] V. I. Anisimov, J. Zaanen, and O. K. Andersen, *Phys. Rev. B* **44**, 943 (1991).
- [52] T. Fukui, Y. Hatsugai, and H. Suzuki, *J. Phys. Soc. Jpn.* **74**, 1674 (2005).
- [53] A. A. Mostofi, J. R. Yates, G. Pizzi, Y.-S. Lee, I. Souza, D. Vanderbilt, and N. Marzari, *Comput. Phys. Commun.* **185**, 2309 (2014).
- [54] Y. Feng, Z. Wang, C. Chen, Y. Shi, Z. Xie, H. Yi, A. Liang, S. He, J. He, Y. Peng, X. Liu, Y. Liu, L. Zhao, G. Liu, X. Dong, J. Zhang, C. Chen, Z. Xu, X. Dai, Z. Fang, and X. J. Zhou, *Sci. Rep.* **4**, 5385 (2014).
- [55] H. A. Jahn, *Acta Crystallogr.* **2**, 30 (1949).
- [56] J. Liu and X. Dai, *npj Comp. Mater.* **6**, 57 (2020).
- [57] X.-L. Qi, Y.-S. Wu, and S.-C. Zhang, *Phys. Rev. B* **74**, 085308 (2006).
- [58] C.-X. Liu, X.-L. Qi, X. Dai, Z. Fang, and S.-C. Zhang, *Phys. Rev. Lett.* **101**, 146802 (2008).
- [59] R. Bistritzer and A. H. MacDonald, *Proc. Natl. Acad. Sci. U.S.A.* **108**, 12233 (2011).
- [60] H. Kim, N. Leconte, B. L. Chittari, K. Watanabe, T. Taniguchi, A. H. MacDonald, J. Jung, and S. Jung, *Nano Lett.* **18**, 7732 (2018).
- [61] M. Koshino, N. F. Q. Yuan, T. Koretsune, M. Ochi, K. Kuroki, and L. Fu, *Phys. Rev. X* **8**, 031087 (2018).